

Test Laboratory: Compliance Certification Services Inc.

D2450V2 SN-728 Body

DUT: Dipole 2450 MHz; Type: D2450V2; Serial: D2450V2 - SN:728

Communication System: CW2450; Frequency: 2450 MHz; Duty Cycle: 1:1

Medium parameters used: $f = 2450$ MHz; $\sigma = 1.98$ mho/m; $\epsilon_r = 52.6$; $\rho = 1000$ kg/m³

Phantom section: Flat Section

Air Temperature: 24.6 deg C; Liquid Temperature: 23.6 deg C

Area Scan Find Secondary Maximum Within 2dB and with a peak SAR value greater than 0.0012W/kg

DASY4 Configuration:

- Probe: EX3DV4 - SN3554; ConvF(5.8, 5.8, 5.8);
- Sensor-Surface: 2.5mm (Mechanical Surface Detection)
- Electronics: DAE4 Sn905; Calibrated: 2010/6/22
- Phantom: Flat Phantom ELI4.0; Type: QDOVA001BA; Serial: SN: 1052
- Measurement SW: DASY4, V4.7 Build 80; Postprocessing SW: SEMCAD, V1.8 Build 186

Pin=250mW,d=10mm/Area Scan (6x6x1): Measurement grid: dx=15mm, dy=15mm

Maximum value of SAR (measured) = 14.3 mW/g

Pin=250mW,d=10mm/Zoom Scan (7x7x9)/Cube 0: Measurement grid: dx=5mm, dy=5mm, dz=3mm

Reference Value = 96.2 V/m; Power Drift = -0.051 dB

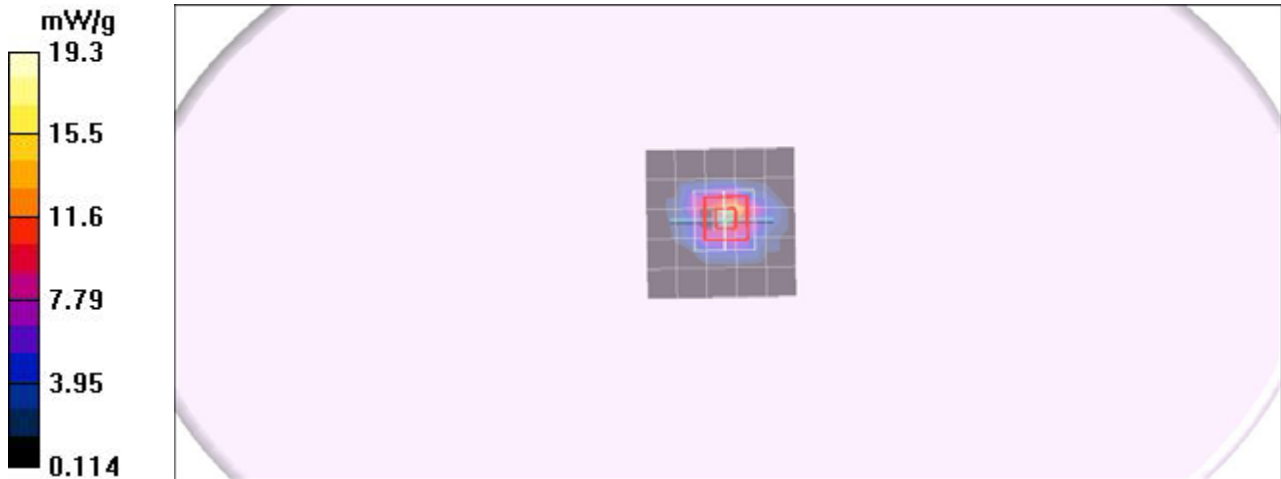
Peak SAR (extrapolated) = 27.4 W/kg

SAR(1 g) = 13.5 mW/g; SAR(10 g) = 6.23 mW/g

Maximum value of SAR (measured) = 18.8 mW/g

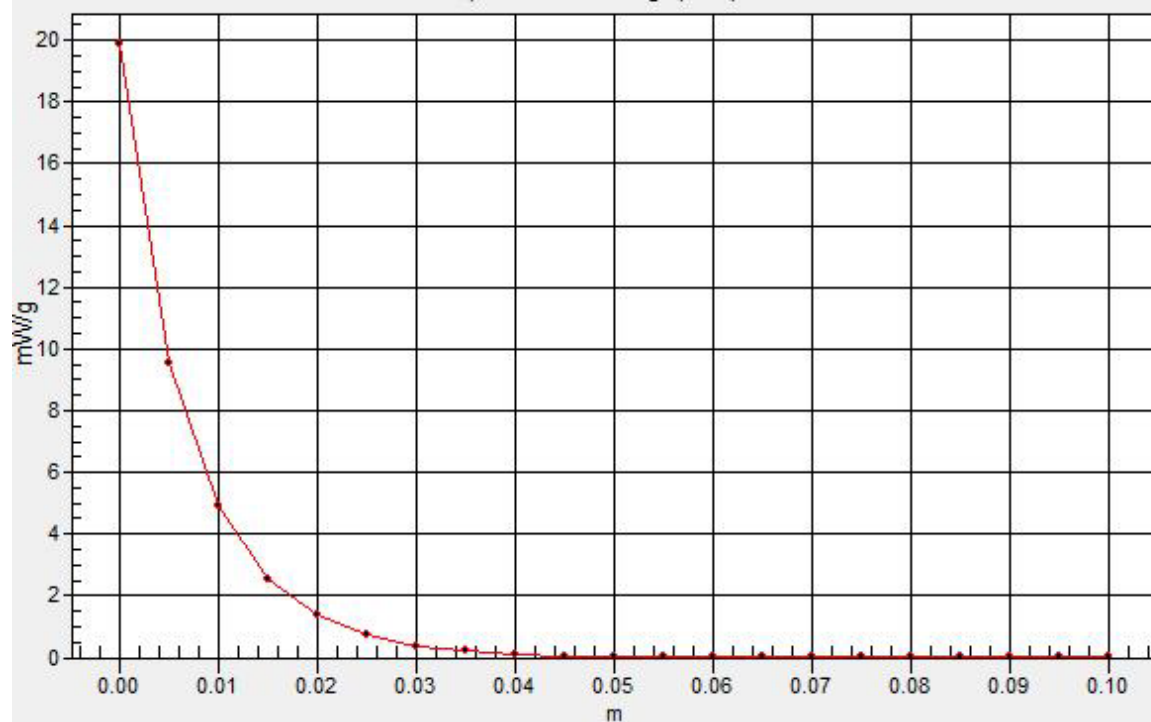
Pin=250mW,d=10mm/Z Scan (1x1x21): Measurement grid: dx=20mm, dy=20mm, dz=5mm

Maximum value of SAR (measured) = 19.9 mW/g



SAR(x,y,z,f0)

SAR; Z Scan: Value Along Z, X=0, Y=0



Test Laboratory: Compliance Certification Services Inc.

D5GHz V2 SN 1004

DUT: Dipole 5GHz ; Type: D5GHz V2; Serial: 1004

Communication System: CW5GHz; Frequency: 5200 MHz; Duty Cycle: 1:1
Medium parameters used: $f = 5200$ MHz; $\sigma = 5.36$ mho/m; $\epsilon_r = 48.3$; $\rho = 1000$ kg/m³
Phantom section: Flat Section
Air Temperature: 24.6 deg C; Liquid Temperature: 23.6 deg C
Area Scan Find Secondary Maximum Within 2dB and with a peak SAR value greater than 0.0012W/kg

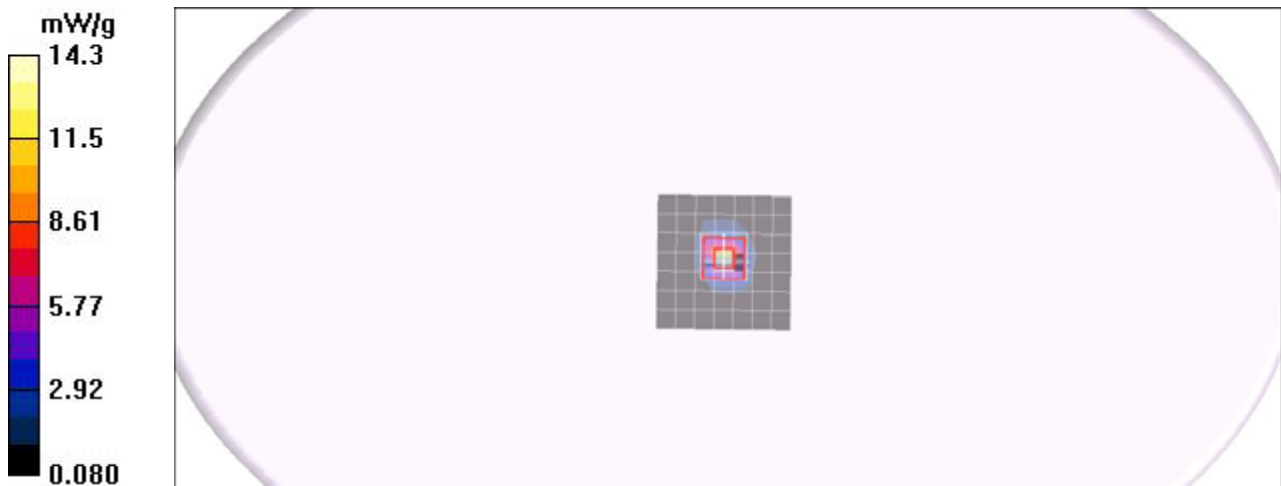
DASY4 Configuration:

- Probe: EX3DV4 - SN3554; ConvF(3.8, 3.8, 3.8);
- Sensor-Surface: 2.5mm (Mechanical Surface Detection)
- Electronics: DAE4 Sn905; Calibrated: 2010/6/22
- Phantom: ELI 4.0; Type: QDOVA001BA; Serial: 1052
- Measurement SW: DASY4, V4.7 Build 80; Postprocessing SW: SEMCAD, V1.8 Build 186

Pin=100mW,d=10mm f=5200MHz/Area Scan (8x8x1): Measurement grid: dx=10mm, dy=10mm
Maximum value of SAR (measured) = 9.95 mW/g

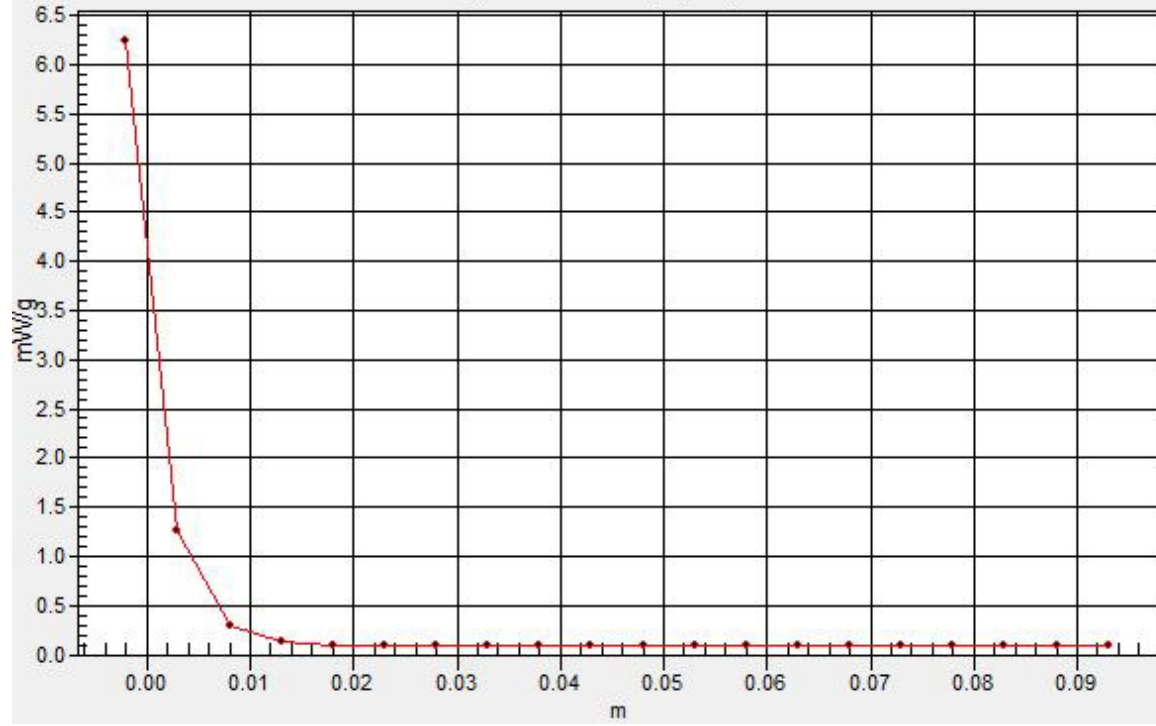
Pin=100mW,d=10mm f=5200MHz/Zoom Scan (8x8x10)/Cube 0: Measurement grid: dx=4mm, dy=4mm, dz=2.5mm
Reference Value = 54.4 V/m; Power Drift = -0.086 dB
Peak SAR (extrapolated) = 28.0 W/kg
SAR(1 g) = 7.81 mW/g; SAR(10 g) = 2.27 mW/g
Maximum value of SAR (measured) = 14.3 mW/g

Pin=100mW,d=10mm f=5200MHz/Z Scan (1x1x21): Measurement grid: dx=20mm, dy=20mm, dz=5mm
Maximum value of SAR (measured) = 6.25 mW/g



SAR(x,y,z,f0)

SAR; Z Scan: Value Along Z, X=0, Y=0



Test Laboratory: Compliance Certification Services Inc.

D5GHz V2 SN 1004

DUT: Dipole 5GHz ; Type: D5GHz V2; Serial: 1004

Communication System: CW5GHz; Frequency: 5500 MHz; Duty Cycle: 1:1

Medium parameters used: $f = 5500$ MHz; $\sigma = 5.81$ mho/m; $\epsilon_r = 47.7$; $\rho = 1000$ kg/m³

Phantom section: Flat Section

Air Temperature: 24.6 deg C; Liquid Temperature: 23.6 deg C

Area Scan Find Secondary Maximum Within 2dB and with a peak SAR value greater than 0.0012W/kg

DASY4 Configuration:

- Probe: EX3DV4 - SN3554; ConvF(3.37, 3.37, 3.37);
- Sensor-Surface: 2.5mm (Mechanical Surface Detection)
- Electronics: DAE4 Sn905; Calibrated: 2010/6/22
- Phantom: ELI 4.0; Type: QDOVA001BA; Serial: 1052
- Measurement SW: DASY4, V4.7 Build 80; Postprocessing SW: SEMCAD, V1.8 Build 186

Pin=100mW,d=10mm f=5500MHz/Area Scan (8x8x1): Measurement grid: dx=10mm, dy=10mm

Maximum value of SAR (measured) = 10.3 mW/g

Pin=100mW,d=10mm f=5500MHz/Zoom Scan (8x8x10)/Cube 0: Measurement grid: dx=4mm,

dy=4mm, dz=2.5mm

Reference Value = 53.9 V/m; Power Drift = -0.061 dB

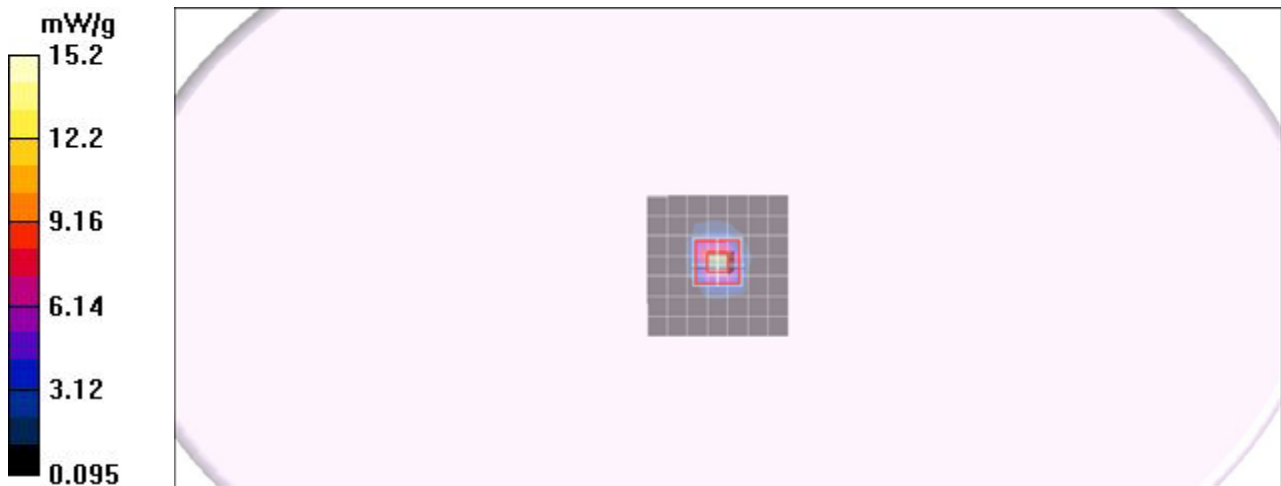
Peak SAR (extrapolated) = 30.4 W/kg

SAR(1 g) = 8.17 mW/g; SAR(10 g) = 2.36 mW/g

Maximum value of SAR (measured) = 15.2 mW/g

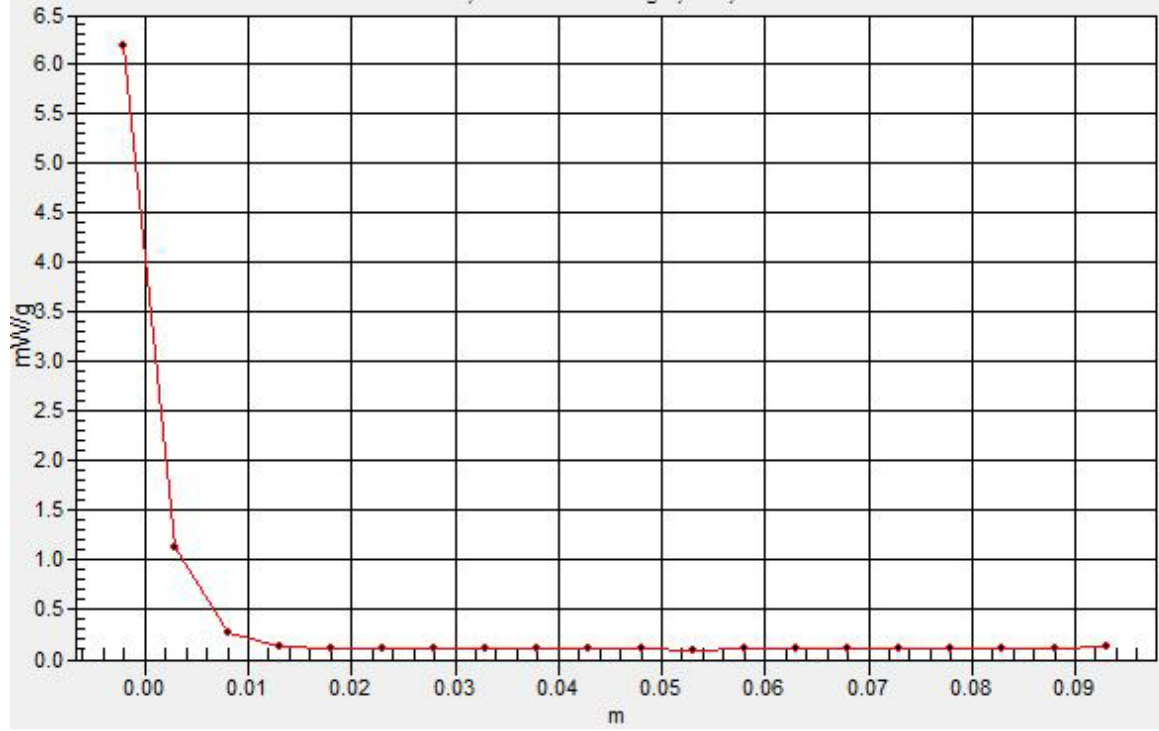
Pin=100mW,d=10mm f=5500MHz/Z Scan (1x1x21): Measurement grid: dx=20mm, dy=20mm, dz=5mm

Maximum value of SAR (measured) = 6.18 mW/g



SAR(x,y,z,f0)

SAR; Z Scan: Value Along Z, X=0, Y=0



Test Laboratory: Compliance Certification Services Inc.

D5GHz V2 SN 1004

DUT: Dipole 5GHz ; Type: D5GHz V2; Serial: 1004

Communication System: CW5GHz; Frequency: 5800 MHz;Duty Cycle: 1:1

Medium parameters used: $f = 5800$ MHz; $\sigma = 6.22$ mho/m; $\epsilon_r = 47.1$; $\rho = 1000$ kg/m³

Phantom section: Flat Section

Air Temperature:24.6 deg C;Liquid Temperature:23.6 deg C

Area Scan Find Secondary Maximum Within 2dB and with a peak SAR value greater than 0.0012W/kg

DASY4 Configuration:

- Probe: EX3DV4 - SN3554; ConvF(3.31, 3.31, 3.31);
- Sensor-Surface: 2.5mm (Mechanical Surface Detection)
- Electronics: DAE4 Sn905; Calibrated: 2010/6/22
- Phantom: ELI 4.0; Type: QDOVA001BA; Serial: 1052
- Measurement SW: DASY4, V4.7 Build 80; Postprocessing SW: SEMCAD, V1.8 Build 186

Pin=100mW,d=10mm f=5800MHz/Area Scan (8x8x1): Measurement grid: dx=10mm, dy=10mm

Maximum value of SAR (measured) = 10.8 mW/g

Pin=100mW,d=10mm f=5800MHz/Zoom Scan (8x8x10)/Cube 0: Measurement grid: dx=4mm,

dy=4mm, dz=2.5mm

Reference Value = 52.6 V/m; Power Drift = -0.090 dB

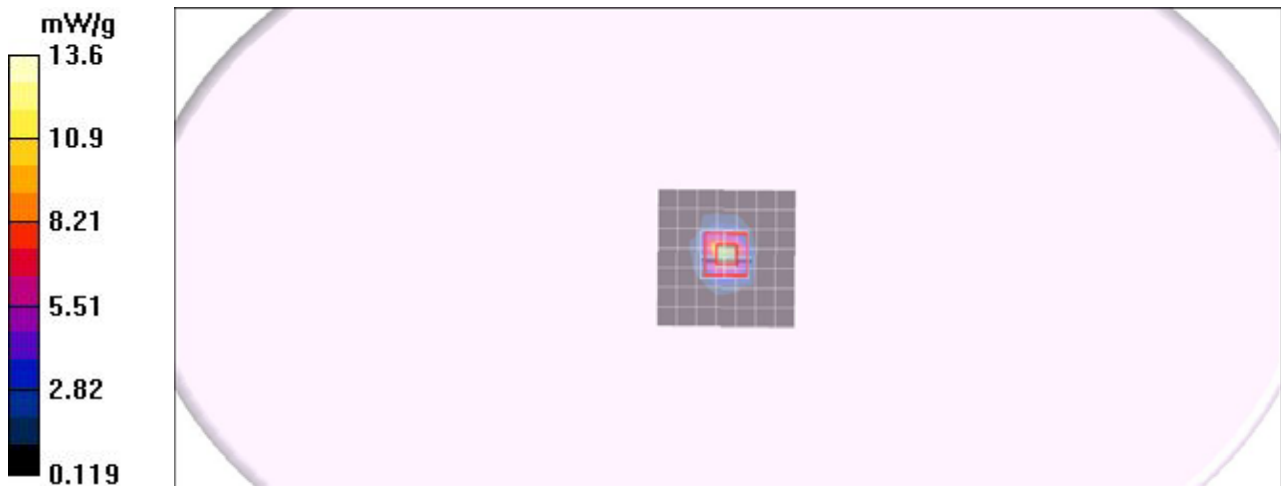
Peak SAR (extrapolated) = 29.4 W/kg

SAR(1 g) = 7.49 mW/g; SAR(10 g) = 2.19 mW/g

Maximum value of SAR (measured) = 13.6 mW/g

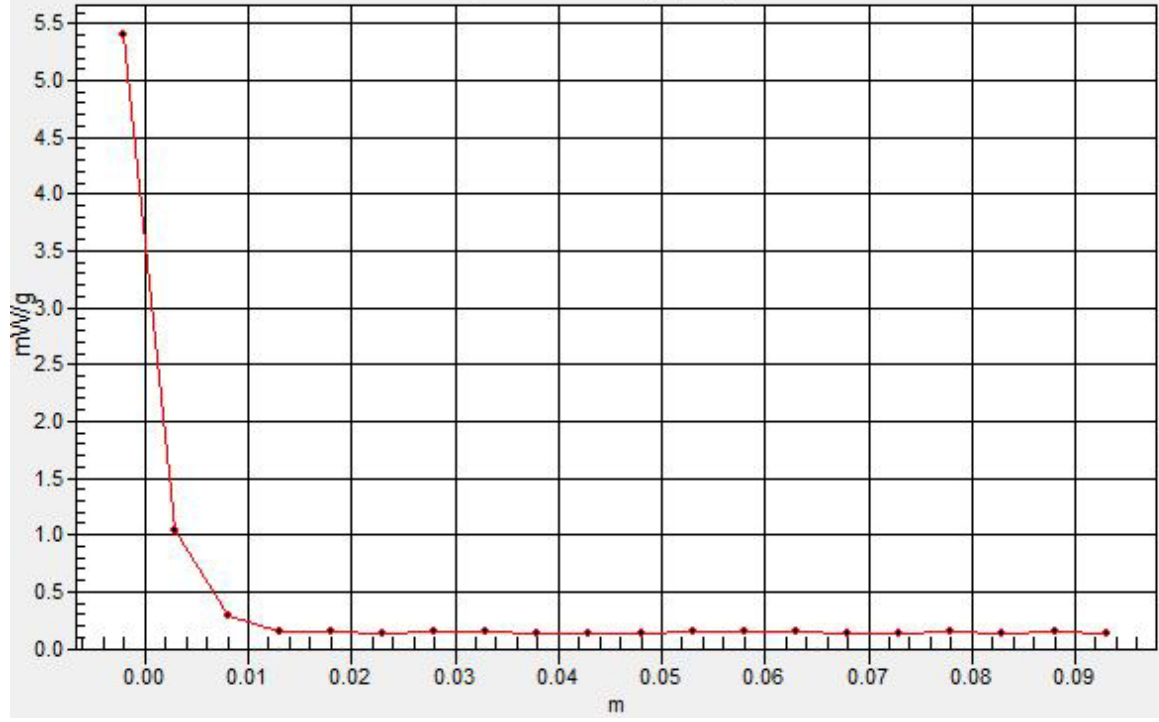
Pin=100mW,d=10mm f=5800MHz/Z Scan (1x1x21): Measurement grid: dx=20mm, dy=20mm, dz=5mm

Maximum value of SAR (measured) = 5.41 mW/g



SAR(x,y,z,f0)

SAR; Z Scan: Value Along Z, X=0, Y=0



Test Laboratory: Compliance Certification Services Inc.

D5GHz V2 SN 1004

DUT: Dipole 5GHz ; Type: D5GHz V2; Serial: 1004

Communication System: CW5GHz; Frequency: 5200 MHz;Duty Cycle: 1:1
Medium parameters used: $f = 5200$ MHz; $\sigma = 5.38$ mho/m; $\epsilon_r = 48.2$; $\rho = 1000$ kg/m³
Phantom section: Flat Section
Air Temperature:24.6 deg C;Liquid Temperature:23.6 deg C
Area Scan Find Secondary Maximum Within 2dB and with a peak SAR value greater than 0.0012W/kg

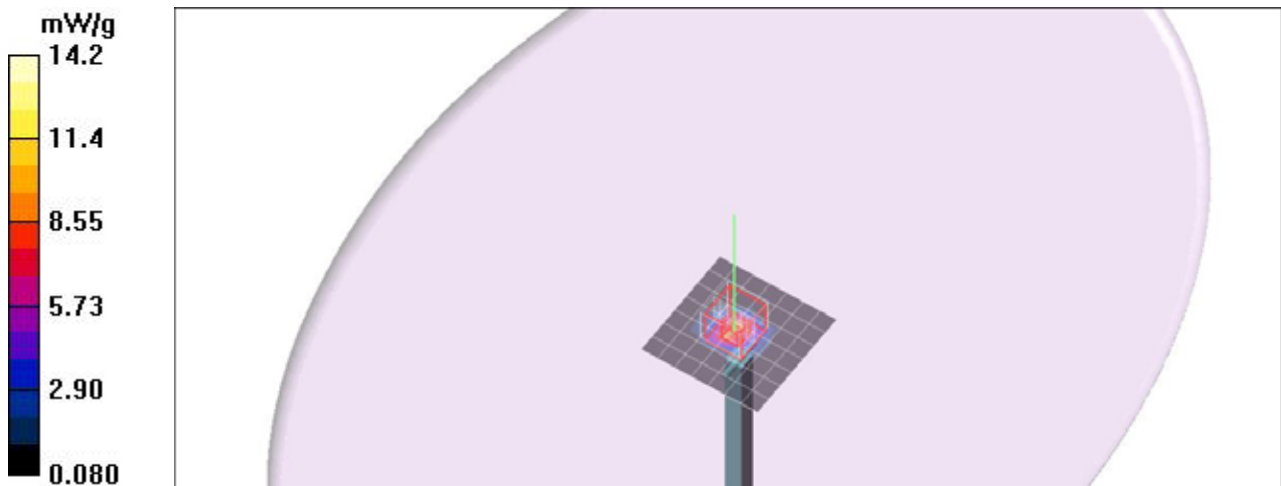
DASY4 Configuration:

- Probe: EX3DV4 - SN3554; ConvF(3.8, 3.8, 3.8);
- Sensor-Surface: 2.5mm (Mechanical Surface Detection)
- Electronics: DAE4 Sn905; Calibrated: 2010/6/22
- Phantom: ELI 4.0; Type: QDOVA001BA; Serial: 1052
- Measurement SW: DASY4, V4.7 Build 80; Postprocessing SW: SEMCAD, V1.8 Build 186

Pin=100mW,d=10mm f=5200MHz/Area Scan (8x8x1): Measurement grid: dx=10mm, dy=10mm
Maximum value of SAR (measured) = 9.94 mW/g

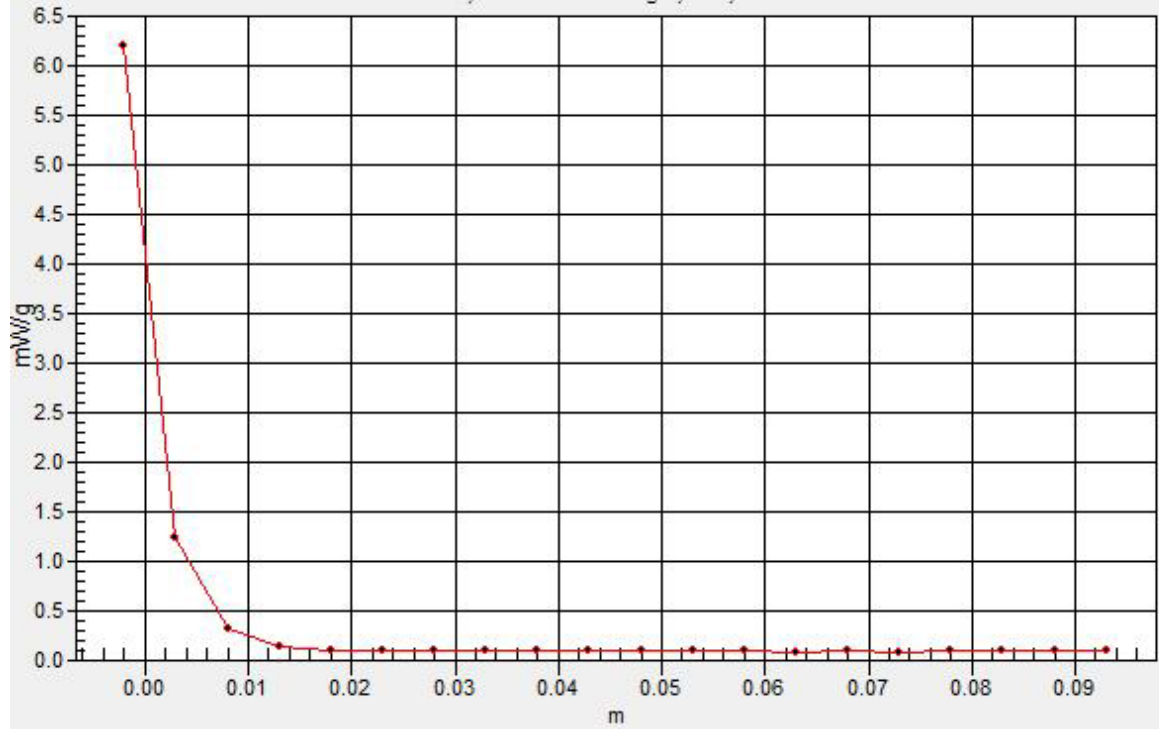
Pin=100mW,d=10mm f=5200MHz/Zoom Scan (8x8x10)/Cube 0: Measurement grid: dx=4mm, dy=4mm, dz=2.5mm
Reference Value = 54.4 V/m; Power Drift = -0.111 dB
Peak SAR (extrapolated) = 27.9 W/kg
SAR(1 g) = 7.79 mW/g; SAR(10 g) = 2.26 mW/g
Maximum value of SAR (measured) = 14.2 mW/g

Pin=100mW,d=10mm f=5200MHz 3/Z Scan (1x1x21): Measurement grid: dx=20mm, dy=20mm, dz=5mm
Maximum value of SAR (measured) = 6.21 mW/g



SAR(x,y,z,f0)

SAR; Z Scan: Value Along Z, X=0, Y=0



Test Laboratory: Compliance Certification Services Inc.

D5GHz V2 SN 1004

DUT: Dipole 5GHz ; Type: D5GHz V2; Serial: 1004

Communication System: CW5GHz; Frequency: 5500 MHz; Duty Cycle: 1:1

Medium parameters used: $f = 5500$ MHz; $\sigma = 5.83$ mho/m; $\epsilon_r = 47.6$; $\rho = 1000$ kg/m³

Phantom section: Flat Section

Air Temperature: 24.6 deg C; Liquid Temperature: 23.6 deg C

Area Scan Find Secondary Maximum Within 2dB and with a peak SAR value greater than 0.0012W/kg

DASY4 Configuration:

- Probe: EX3DV4 - SN3554; ConvF(3.37, 3.37, 3.37);
- Sensor-Surface: 2.5mm (Mechanical Surface Detection)
- Electronics: DAE4 Sn905; Calibrated: 2010/6/22
- Phantom: ELI 4.0; Type: QDOVA001BA; Serial: 1052
- Measurement SW: DASY4, V4.7 Build 80; Postprocessing SW: SEMCAD, V1.8 Build 186

Pin=100mW,d=10mm f=5500MHz/Area Scan (8x8x1): Measurement grid: dx=10mm, dy=10mm

Maximum value of SAR (measured) = 10.3 mW/g

Pin=100mW,d=10mm f=5500MHz/Zoom Scan (8x8x10)/Cube 0: Measurement grid: dx=4mm,

dy=4mm, dz=2.5mm

Reference Value = 53.8 V/m; Power Drift = -0.075 dB

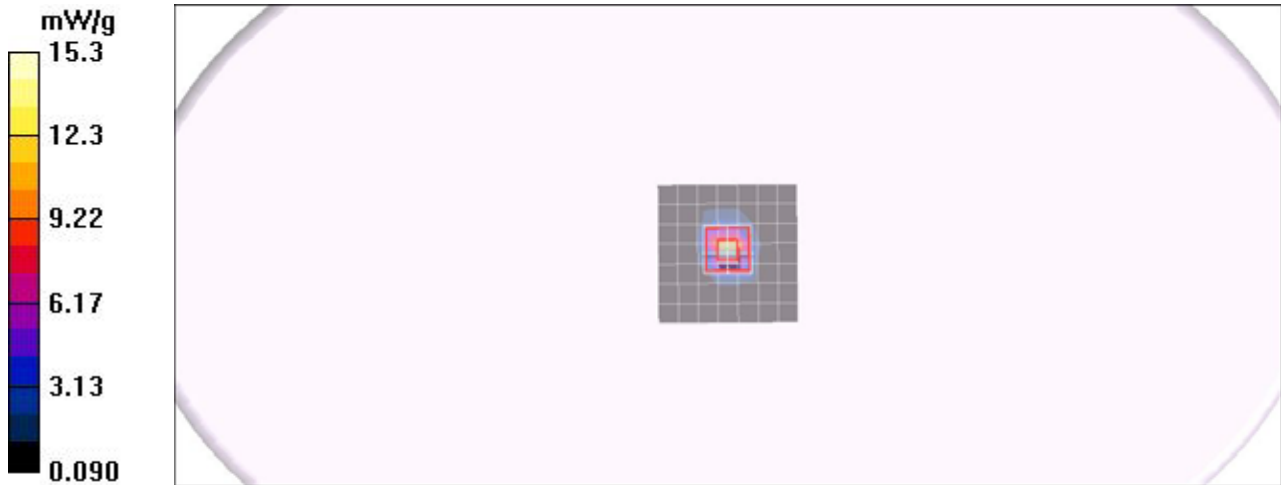
Peak SAR (extrapolated) = 30.5 W/kg

SAR(1 g) = 8.21 mW/g; SAR(10 g) = 2.37 mW/g

Maximum value of SAR (measured) = 15.3 mW/g

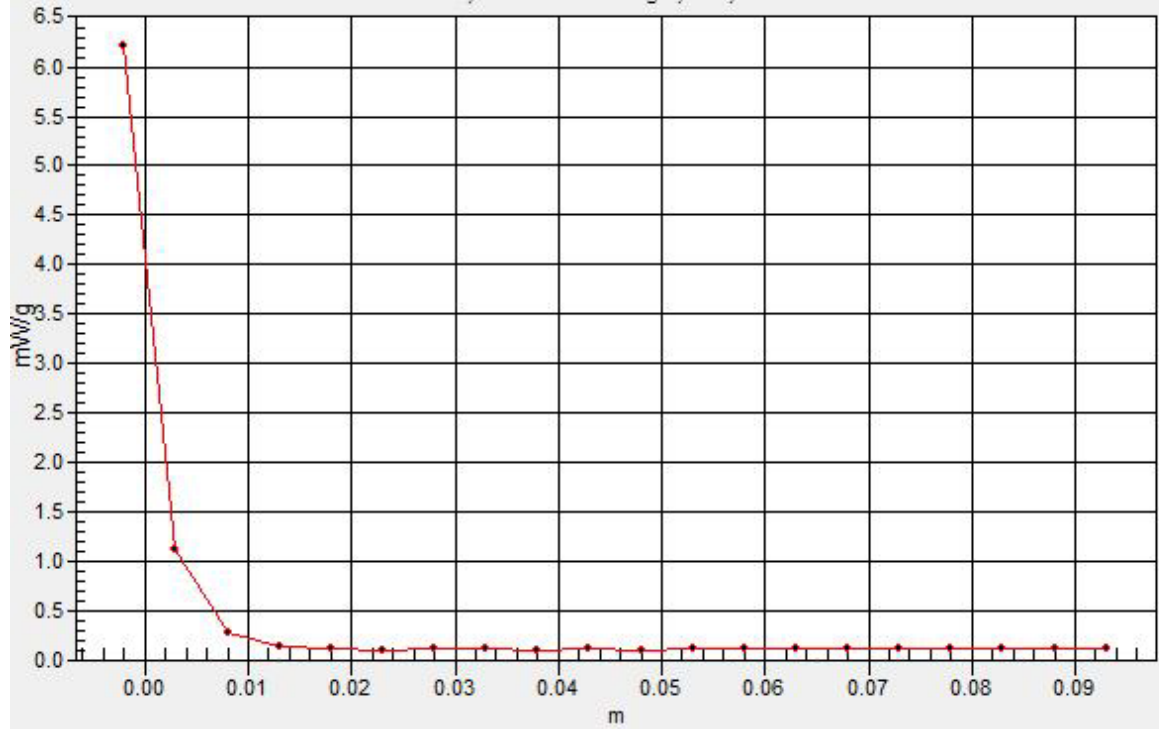
Pin=100mW,d=10mm f=5500MHz/Z Scan (1x1x21): Measurement grid: dx=20mm, dy=20mm, dz=5mm

Maximum value of SAR (measured) = 6.22 mW/g



SAR(x,y,z,f0)

SAR; Z Scan: Value Along Z, X=0, Y=0



Test Laboratory: Compliance Certification Services Inc.

D5GHz V2 SN 1004

DUT: Dipole 5GHz ; Type: D5GHz V2; Serial: 1004

Communication System: CW5GHz; Frequency: 5800 MHz;Duty Cycle: 1:1

Medium parameters used: $f = 5800$ MHz; $\sigma = 6.24$ mho/m; $\epsilon_r = 47$; $\rho = 1000$ kg/m³

Phantom section: Flat Section

Air Temperature:24.6 deg C;Liquid Temperature:23.6 deg C

Area Scan Find Secondary Maximum Within 2dB and with a peak SAR value greater than 0.0012W/kg

DASY4 Configuration:

- Probe: EX3DV4 - SN3554; ConvF(3.31, 3.31, 3.31);
- Sensor-Surface: 2.5mm (Mechanical Surface Detection)
- Electronics: DAE4 Sn905; Calibrated: 2010/6/22
- Phantom: ELI 4.0; Type: QDOVA001BA; Serial: 1052
- Measurement SW: DASY4, V4.7 Build 80; Postprocessing SW: SEMCAD, V1.8 Build 186

Pin=100mW,d=10mm f=5800MHz/Area Scan (8x8x1): Measurement grid: dx=10mm, dy=10mm

Maximum value of SAR (measured) = 10.4 mW/g

Pin=100mW,d=10mm f=5800MHz/Zoom Scan (8x8x10)/Cube 0: Measurement grid: dx=4mm,

dy=4mm, dz=2.5mm

Reference Value = 48.7 V/m; Power Drift = -0.124 dB

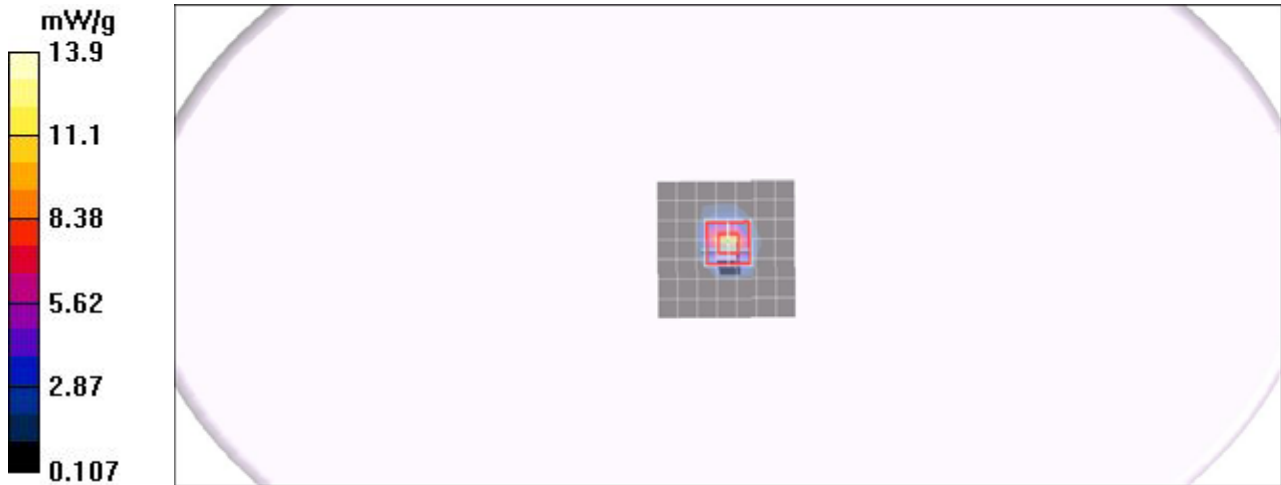
Peak SAR (extrapolated) = 26.3 W/kg

SAR(1 g) = 7.35 mW/g; SAR(10 g) = 2.15 mW/g

Maximum value of SAR (measured) = 13.9 mW/g

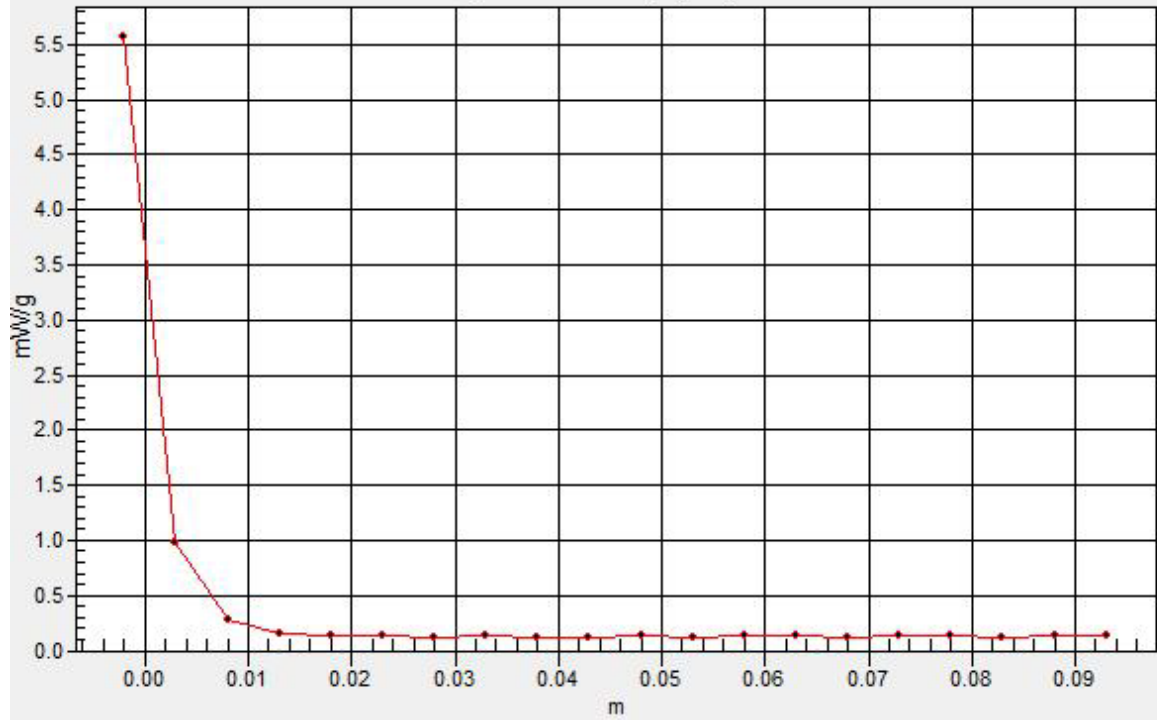
Pin=100mW,d=10mm f=5800MHz/Z Scan (1x1x21): Measurement grid: dx=20mm, dy=20mm, dz=5mm

Maximum value of SAR (measured) = 5.58 mW/g



SAR(x,y,z,f0)

SAR; Z Scan: Value Along Z, X=0, Y=0



Test Laboratory: Compliance Certification Services Inc.

D5GHz V2 SN 1004

DUT: Dipole 5GHz ; Type: D5GHz V2; Serial: 1004

Communication System: CW5GHz; Frequency: 5200 MHz; Duty Cycle: 1:1
Medium parameters used: $f = 5200$ MHz; $\sigma = 5.32$ mho/m; $\epsilon_r = 48.4$; $\rho = 1000$ kg/m³
Phantom section: Flat Section
Air Temperature: 24.6 deg C; Liquid Temperature: 23.6 deg C
Area Scan Find Secondary Maximum Within 2dB and with a peak SAR value greater than 0.0012W/kg

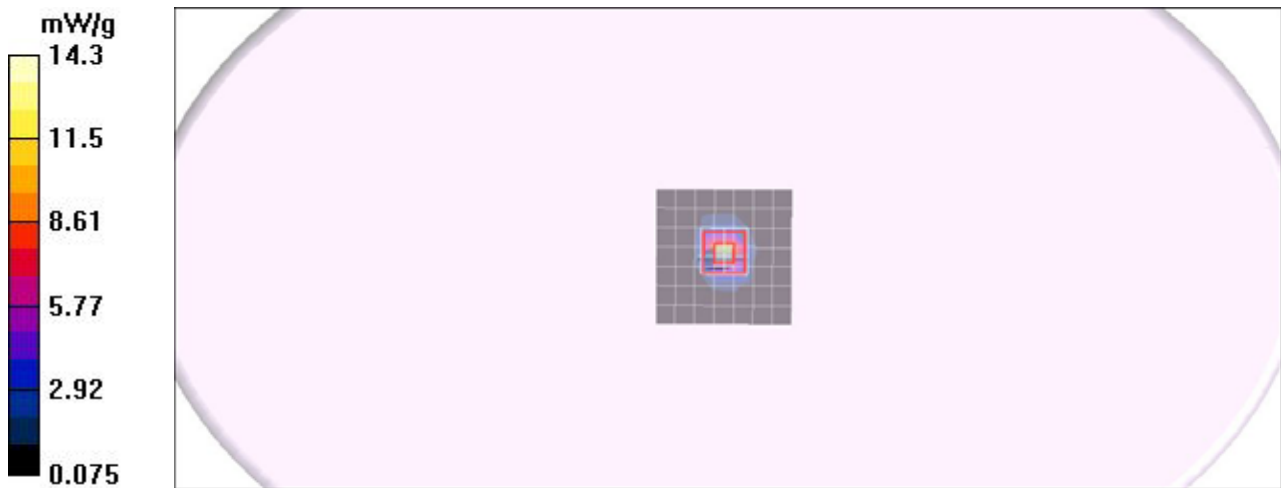
DASY4 Configuration:

- Probe: EX3DV4 - SN3554; ConvF(3.8, 3.8, 3.8);
- Sensor-Surface: 2.5mm (Mechanical Surface Detection)
- Electronics: DAE4 Sn905; Calibrated: 2010/6/22
- Phantom: ELI 4.0; Type: QDOVA001BA; Serial: 1052
- Measurement SW: DASY4, V4.7 Build 80; Postprocessing SW: SEMCAD, V1.8 Build 186

Pin=100mW,d=10mm f=5200MHz/Area Scan (8x8x1): Measurement grid: dx=10mm, dy=10mm
Maximum value of SAR (measured) = 9.84 mW/g

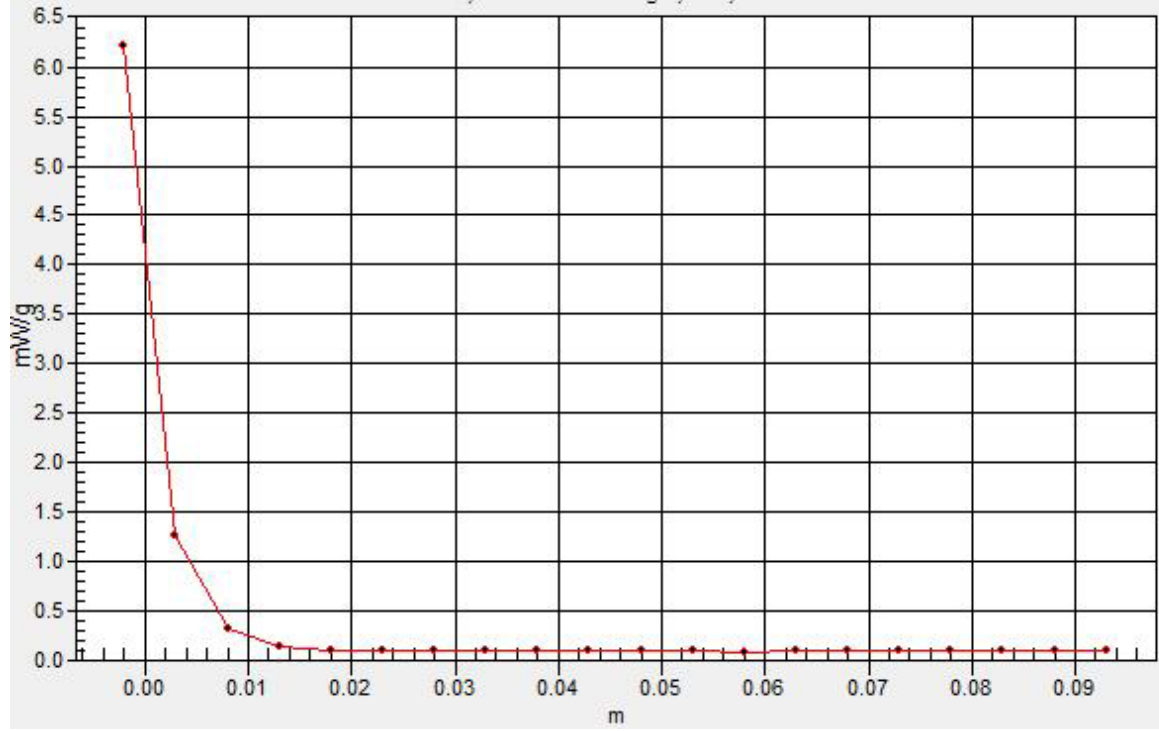
Pin=100mW,d=10mm f=5200MHz/Zoom Scan (8x8x10)/Cube 0: Measurement grid: dx=4mm, dy=4mm, dz=2.5mm
Reference Value = 54.3 V/m; Power Drift = -0.108 dB
Peak SAR (extrapolated) = 28.5 W/kg
SAR(1 g) = 7.83 mW/g; SAR(10 g) = 2.28 mW/g
Maximum value of SAR (measured) = 14.3 mW/g

Pin=100mW,d=10mm f=5200MHz/Z Scan (1x1x21): Measurement grid: dx=20mm, dy=20mm, dz=5mm
Maximum value of SAR (measured) = 6.22 mW/g



SAR(x,y,z,f0)

SAR; Z Scan: Value Along Z, X=0, Y=0



Test Laboratory: Compliance Certification Services Inc.

D5GHz V2 SN 1004

DUT: Dipole 5GHz ; Type: D5GHz V2; Serial: 1004

Communication System: CW5GHz; Frequency: 5500 MHz; Duty Cycle: 1:1

Medium parameters used: $f = 5500$ MHz; $\sigma = 5.77$ mho/m; $\epsilon_r = 47.8$; $\rho = 1000$ kg/m³

Phantom section: Flat Section

Air Temperature: 24.6 deg C; Liquid Temperature: 23.6 deg C

Area Scan Find Secondary Maximum Within 2dB and with a peak SAR value greater than 0.0012W/kg

DASY4 Configuration:

- Probe: EX3DV4 - SN3554; ConvF(3.37, 3.37, 3.37);
- Sensor-Surface: 2.5mm (Mechanical Surface Detection)
- Electronics: DAE4 Sn905; Calibrated: 2010/6/22
- Phantom: ELI 4.0; Type: QDOVA001BA; Serial: 1052
- Measurement SW: DASY4, V4.7 Build 80; Postprocessing SW: SEMCAD, V1.8 Build 186

Pin=100mW,d=10mm f=5500MHz/Area Scan (8x8x1): Measurement grid: dx=10mm, dy=10mm

Maximum value of SAR (measured) = 10.2 mW/g

Pin=100mW,d=10mm f=5500MHz/Zoom Scan (8x8x10)/Cube 0: Measurement grid: dx=4mm,

dy=4mm, dz=2.5mm

Reference Value = 54.2 V/m; Power Drift = -0.099 dB

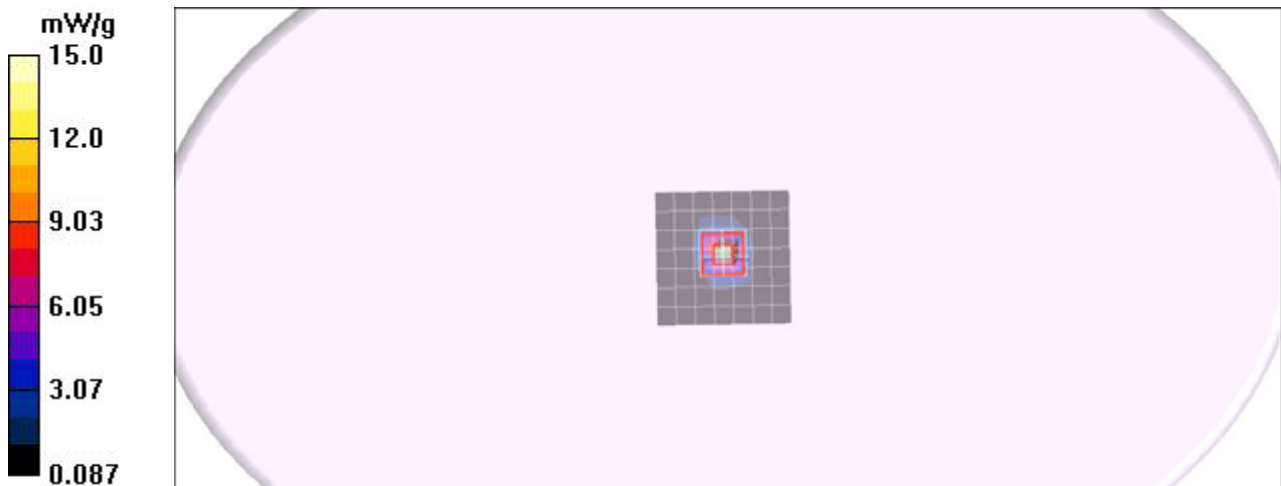
Peak SAR (extrapolated) = 30.4 W/kg

SAR(1 g) = 8.12 mW/g; SAR(10 g) = 2.35 mW/g

Maximum value of SAR (measured) = 15.0 mW/g

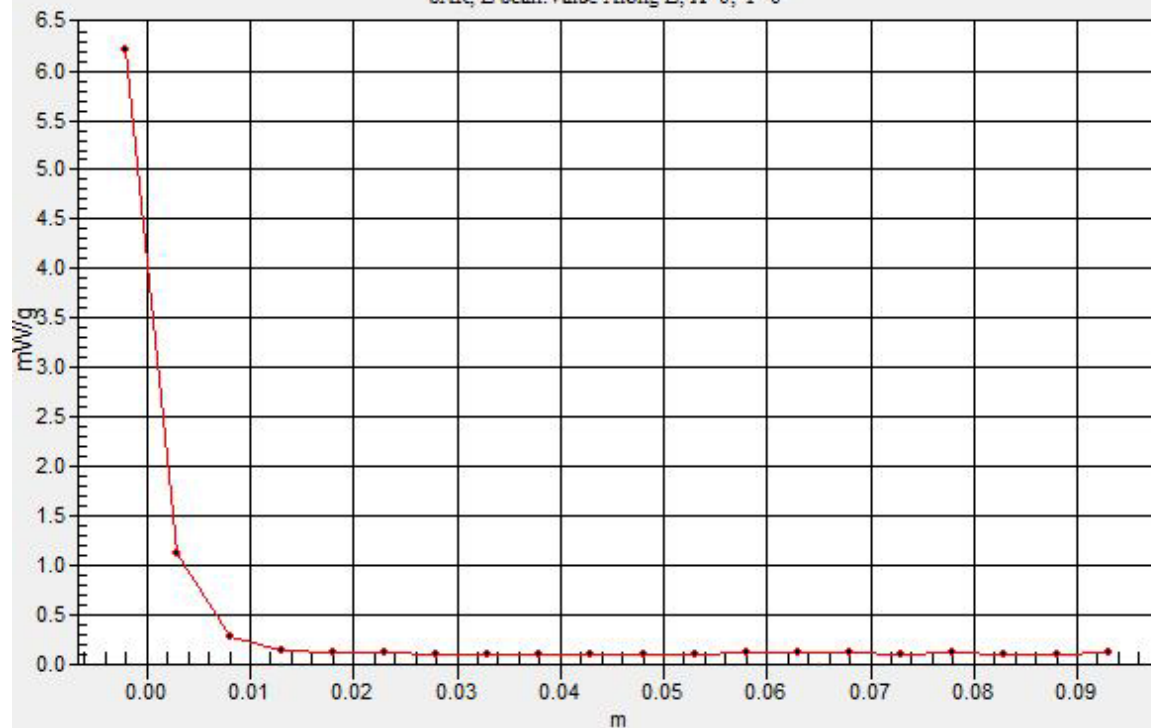
Pin=100mW,d=10mm f=5500MHz/Z Scan (1x1x21): Measurement grid: dx=20mm, dy=20mm, dz=5mm

Maximum value of SAR (measured) = 6.22 mW/g



SAR(x,y,z,f0)

SAR; Z Scan: Value Along Z, X=0, Y=0



Test Laboratory: Compliance Certification Services Inc.

D5GHz V2 SN 1004

DUT: Dipole 5GHz ; Type: D5GHz V2; Serial: 1004

Communication System: CW5GHz; Frequency: 5800 MHz; Duty Cycle: 1:1

Medium parameters used: $f = 5800$ MHz; $\sigma = 6.18$ mho/m; $\epsilon_r = 47.2$; $\rho = 1000$ kg/m³

Phantom section: Flat Section

Air Temperature: 24.6 deg C; Liquid Temperature: 23.6 deg C

Area Scan Find Secondary Maximum Within 2dB and with a peak SAR value greater than 0.0012W/kg

DASY4 Configuration:

- Probe: EX3DV4 - SN3554; ConvF(3.31, 3.31, 3.31);
- Sensor-Surface: 2.5mm (Mechanical Surface Detection)
- Electronics: DAE4 Sn905; Calibrated: 2010/6/22
- Phantom: ELI 4.0; Type: QDOVA001BA; Serial: 1052
- Measurement SW: DASY4, V4.7 Build 80; Postprocessing SW: SEMCAD, V1.8 Build 186

Pin=100mW,d=10mm f=5800MHz/Area Scan (8x8x1): Measurement grid: dx=10mm, dy=10mm

Maximum value of SAR (measured) = 10.4 mW/g

Pin=100mW,d=10mm f=5800MHz/Zoom Scan (8x8x10)/Cube 0: Measurement grid: dx=4mm,

dy=4mm, dz=2.5mm

Reference Value = 48.8 V/m; Power Drift = -0.139 dB

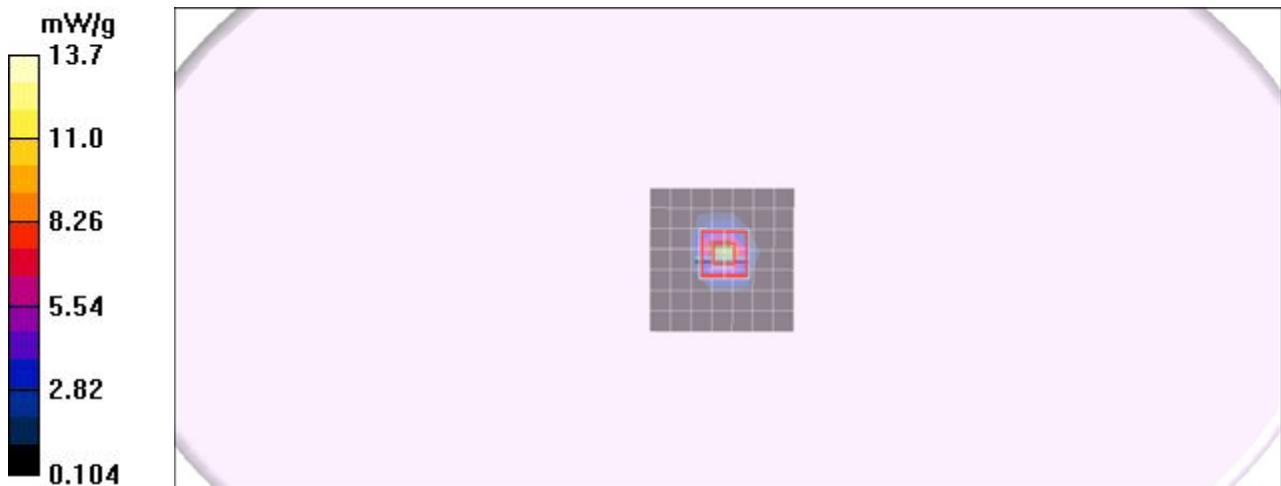
Peak SAR (extrapolated) = 28.3 W/kg

SAR(1 g) = 7.36 mW/g; SAR(10 g) = 2.14 mW/g

Maximum value of SAR (measured) = 13.7 mW/g

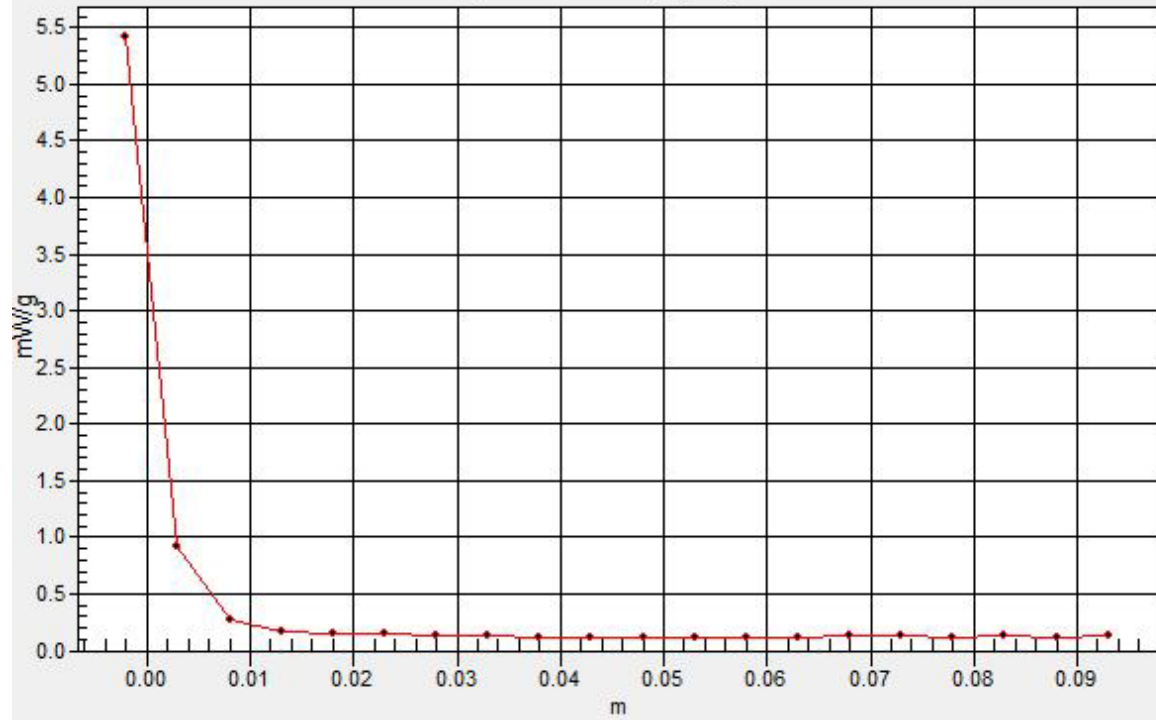
Pin=100mW,d=10mm f=5800MHz/Z Scan (1x1x21): Measurement grid: dx=20mm, dy=20mm, dz=5mm

Maximum value of SAR (measured) = 5.42 mW/g



SAR(x,y,z,f0)

SAR; Z Scan: Value Along Z, X=0, Y=0



Test Laboratory: Compliance Certification Services Inc.

D5GHz V2 SN 1004

DUT: Dipole 5GHz ; Type: D5GHz V2; Serial: 1004

Communication System: CW5GHz; Frequency: 5200 MHz; Duty Cycle: 1:1
Medium parameters used: $f = 5200$ MHz; $\sigma = 5.28$ mho/m; $\epsilon_r = 49$; $\rho = 1000$ kg/m³
Phantom section: Flat Section
Air Temperature: 24.6 deg C; Liquid Temperature: 23.6 deg C
Area Scan Find Secondary Maximum Within 2dB and with a peak SAR value greater than 0.0012W/kg

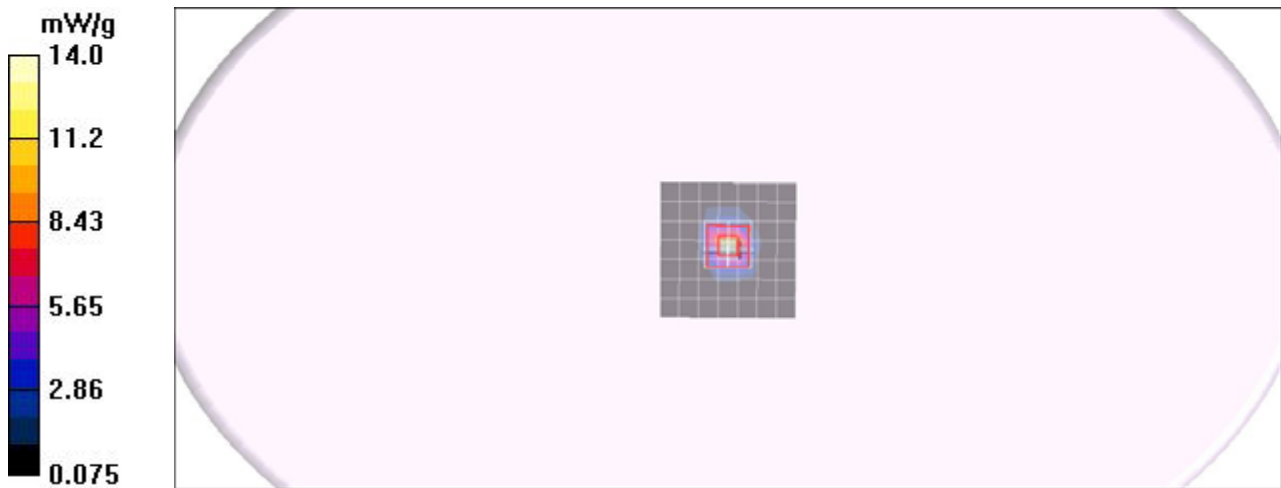
DASY4 Configuration:

- Probe: EX3DV4 - SN3554; ConvF(3.8, 3.8, 3.8);
- Sensor-Surface: 2.5mm (Mechanical Surface Detection)
- Electronics: DAE4 Sn905; Calibrated: 2010/6/22
- Phantom: ELI 4.0; Type: QDOVA001BA; Serial: 1052
- Measurement SW: DASY4, V4.7 Build 80; Postprocessing SW: SEMCAD, V1.8 Build 186

Pin=100mW,d=10mm f=5200MHz/Area Scan (8x8x1): Measurement grid: dx=10mm, dy=10mm
Maximum value of SAR (measured) = 9.81 mW/g

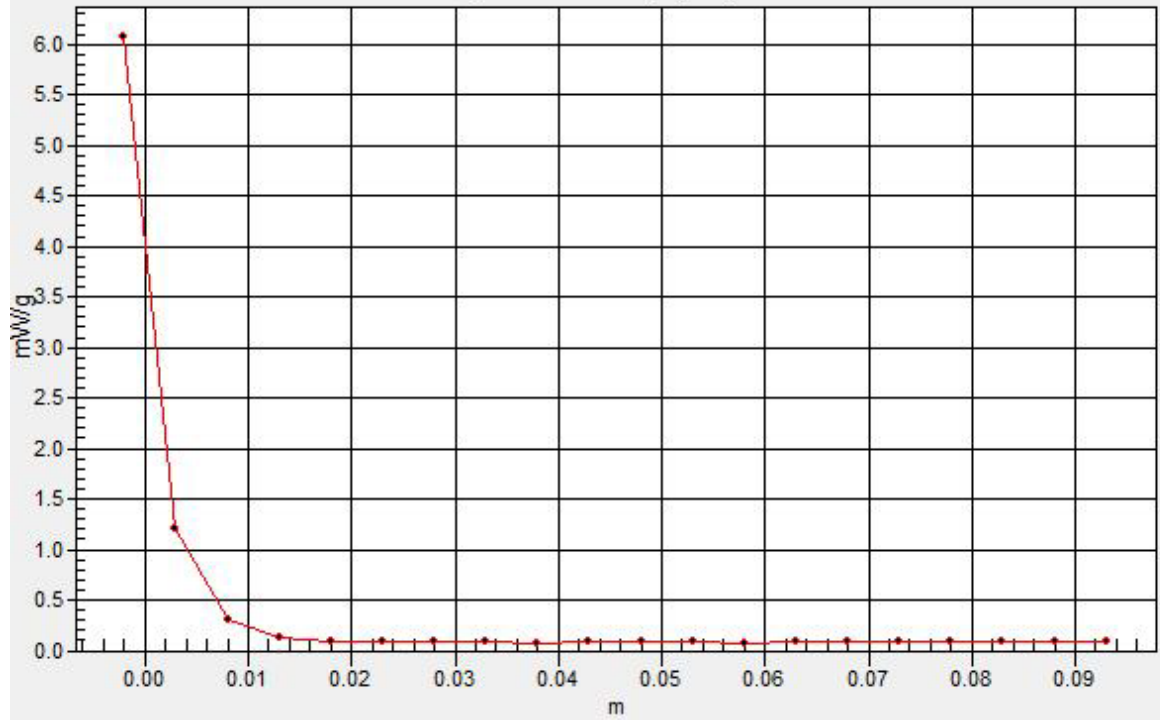
Pin=100mW,d=10mm f=5200MHz/Zoom Scan (8x8x10)/Cube 0: Measurement grid: dx=4mm, dy=4mm, dz=2.5mm
Reference Value = 54.5 V/m; Power Drift = -0.047 dB
Peak SAR (extrapolated) = 27.4 W/kg
SAR(1 g) = 7.64 mW/g; SAR(10 g) = 2.22 mW/g
Maximum value of SAR (measured) = 14.0 mW/g

Pin=100mW,d=10mm f=5200MHz/Z Scan (1x1x21): Measurement grid: dx=20mm, dy=20mm, dz=5mm
Maximum value of SAR (measured) = 6.08 mW/g



SAR(x,y,z,f0)

SAR; Z Scan: Value Along Z, X=0, Y=0



Test Laboratory: Compliance Certification Services Inc.

D5GHz V2 SN 1004

DUT: Dipole 5GHz ; Type: D5GHz V2; Serial: 1004

Communication System: CW5GHz; Frequency: 5500 MHz;Duty Cycle: 1:1

Medium parameters used: $f = 5500$ MHz; $\sigma = 5.73$ mho/m; $\epsilon_r = 48.4$; $\rho = 1000$ kg/m³

Phantom section: Flat Section

Air Temperature:24.6 deg C;Liquid Temperature:23.6 deg C

Area Scan Find Secondary Maximum Within 2dB and with a peak SAR value greater than 0.0012W/kg

DASY4 Configuration:

- Probe: EX3DV4 - SN3554; ConvF(3.37, 3.37, 3.37);
- Sensor-Surface: 2.5mm (Mechanical Surface Detection)
- Electronics: DAE4 Sn905; Calibrated: 2010/6/22
- Phantom: ELI 4.0; Type: QDOVA001BA; Serial: 1052
- Measurement SW: DASY4, V4.7 Build 80; Postprocessing SW: SEMCAD, V1.8 Build 186

Pin=100mW,d=10mm f=5500MHz/Area Scan (8x8x1): Measurement grid: dx=10mm, dy=10mm

Maximum value of SAR (measured) = 10.3 mW/g

Pin=100mW,d=10mm f=5500MHz/Zoom Scan (8x8x10)/Cube 0: Measurement grid: dx=4mm,

dy=4mm, dz=2.5mm

Reference Value = 53.8 V/m; Power Drift = -0.044 dB

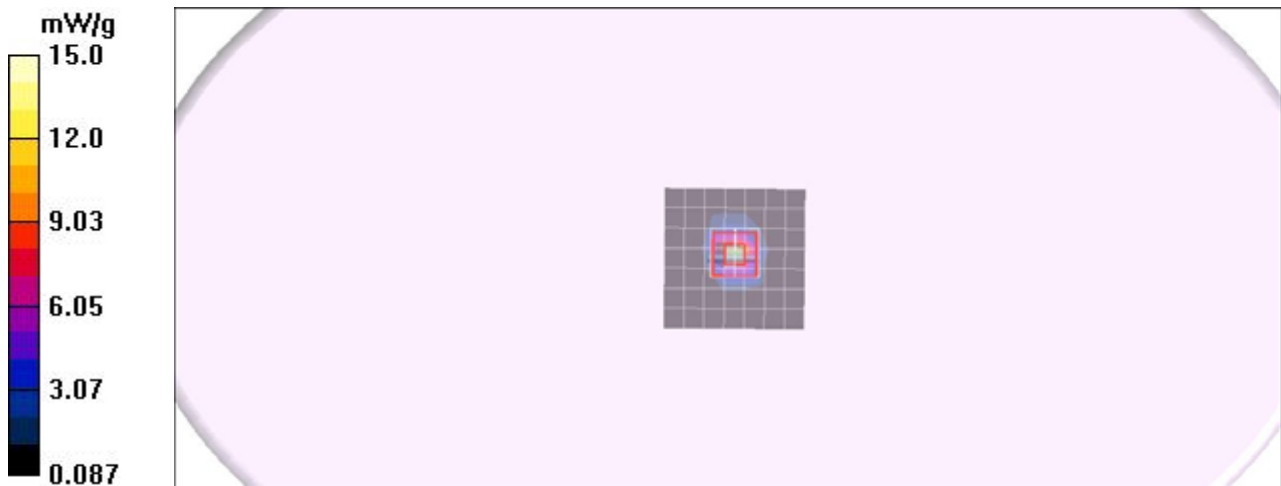
Peak SAR (extrapolated) = 30.6 W/kg

SAR(1 g) = 8.08 mW/g; SAR(10 g) = 2.33 mW/g

Maximum value of SAR (measured) = 15.0 mW/g

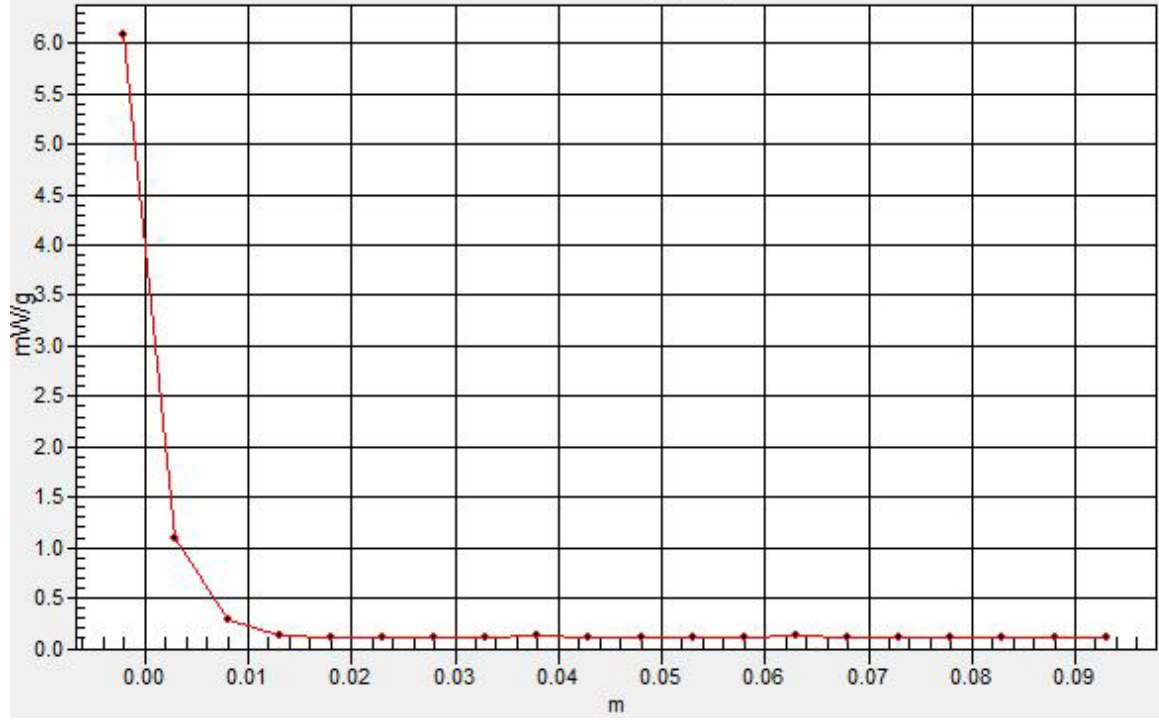
Pin=100mW,d=10mm f=5500MHz/Z Scan (1x1x21): Measurement grid: dx=20mm, dy=20mm, dz=5mm

Maximum value of SAR (measured) = 6.09 mW/g



SAR(x,y,z,f0)

SAR; Z Scan: Value Along Z, X=0, Y=0



Test Laboratory: Compliance Certification Services Inc.

D5GHz V2 SN 1004

DUT: Dipole 5GHz ; Type: D5GHz V2; Serial: 1004

Communication System: CW5GHz; Frequency: 5800 MHz;Duty Cycle: 1:1

Medium parameters used: $f = 5800$ MHz; $\sigma = 6.14$ mho/m; $\epsilon_r = 47.6$; $\rho = 1000$ kg/m³

Phantom section: Flat Section

Air Temperature:24.6 deg C;Liquid Temperature:23.6 deg C

Area Scan Find Secondary Maximum Within 2dB and with a peak SAR value greater than 0.0012W/kg

DASY4 Configuration:

- Probe: EX3DV4 - SN3554; ConvF(3.31, 3.31, 3.31);
- Sensor-Surface: 2.5mm (Mechanical Surface Detection)
- Electronics: DAE4 Sn905; Calibrated: 2010/6/22
- Phantom: ELI 4.0; Type: QDOVA001BA; Serial: 1052
- Measurement SW: DASY4, V4.7 Build 80; Postprocessing SW: SEMCAD, V1.8 Build 186

Pin=100mW,d=10mm f=5800MHz/Area Scan (8x8x1): Measurement grid: dx=10mm, dy=10mm

Maximum value of SAR (measured) = 10.2 mW/g

Pin=100mW,d=10mm f=5800MHz/Zoom Scan (8x8x10)/Cube 0: Measurement grid: dx=4mm,

dy=4mm, dz=2.5mm

Reference Value = 48.9 V/m; Power Drift = -0.107 dB

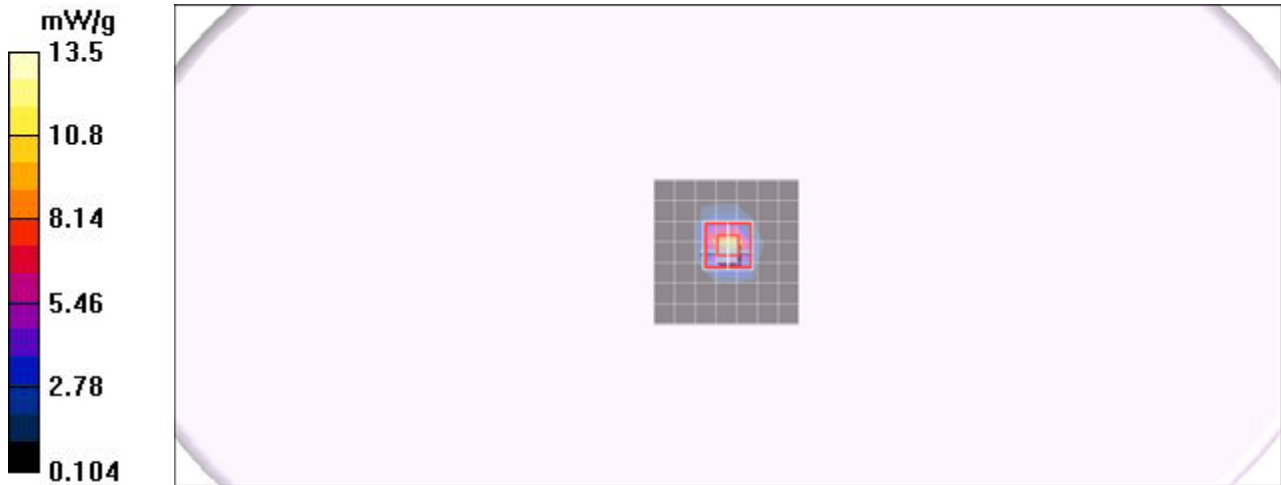
Peak SAR (extrapolated) = 27.0 W/kg

SAR(1 g) = 7.24 mW/g; SAR(10 g) = 2.11 mW/g

Maximum value of SAR (measured) = 13.5 mW/g

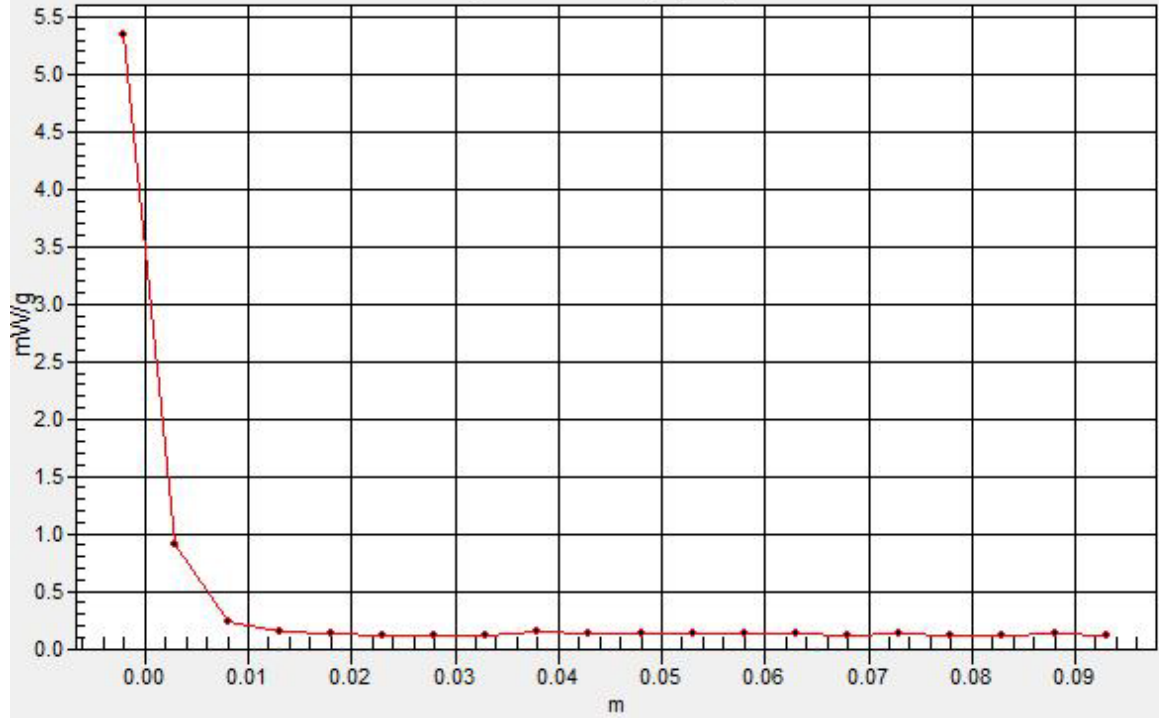
Pin=100mW,d=10mm f=5800MHz/Z Scan (1x1x21): Measurement grid: dx=20mm, dy=20mm, dz=5mm

Maximum value of SAR (measured) = 5.35 mW/g



SAR(x,y,z,f0)

SAR; Z Scan: Value Along Z, X=0, Y=0



Test Laboratory: Compliance Certification Services Inc.

D5GHz V2 SN 1004

DUT: Dipole 5GHz ; Type: D5GHz V2; Serial: 1004

Communication System: CW5GHz; Frequency: 5200 MHz;Duty Cycle: 1:1

Medium parameters used: $f = 5200$ MHz; $\sigma = 5.35$ mho/m; $\epsilon_r = 48.2$; $\rho = 1000$ kg/m³

Phantom section: Flat Section

Air Temperature:24.6 deg C;Liquid Temperature:23.6 deg C

Area Scan Find Secondary Maximum Within 2dB and with a peak SAR value greater than 0.0012W/kg

DASY4 Configuration:

- Probe: EX3DV4 - SN3554; ConvF(3.8, 3.8, 3.8);
- Sensor-Surface: 2.5mm (Mechanical Surface Detection)
- Electronics: DAE4 Sn905; Calibrated: 2010/6/22
- Phantom: ELI 4.0; Type: QDOVA001BA; Serial: 1052
- Measurement SW: DASY4, V4.7 Build 80; Postprocessing SW: SEMCAD, V1.8 Build 186

Pin=100mW,d=10mm f=5200MHz/Area Scan (8x8x1): Measurement grid: dx=10mm, dy=10mm

Maximum value of SAR (measured) = 9.82 mW/g

Pin=100mW,d=10mm f=5200MHz/Zoom Scan (8x8x10)/Cube 0: Measurement grid: dx=4mm,

dy=4mm, dz=2.5mm

Reference Value = 54.6 V/m; Power Drift = -0.078 dB

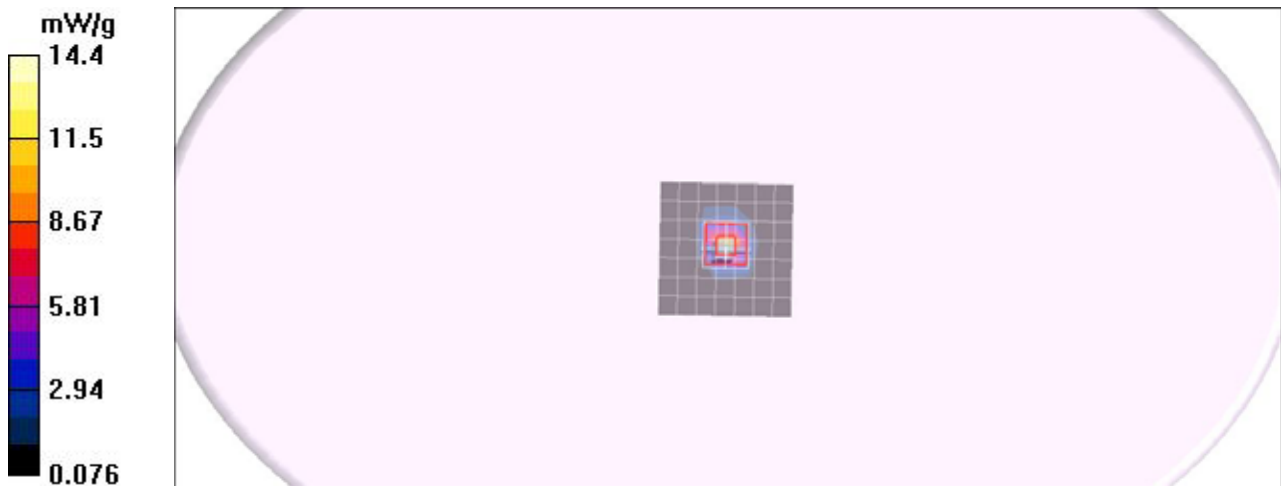
Peak SAR (extrapolated) = 27.9 W/kg

SAR(1 g) = 7.81 mW/g; SAR(10 g) = 2.28 mW/g

Maximum value of SAR (measured) = 14.4 mW/g

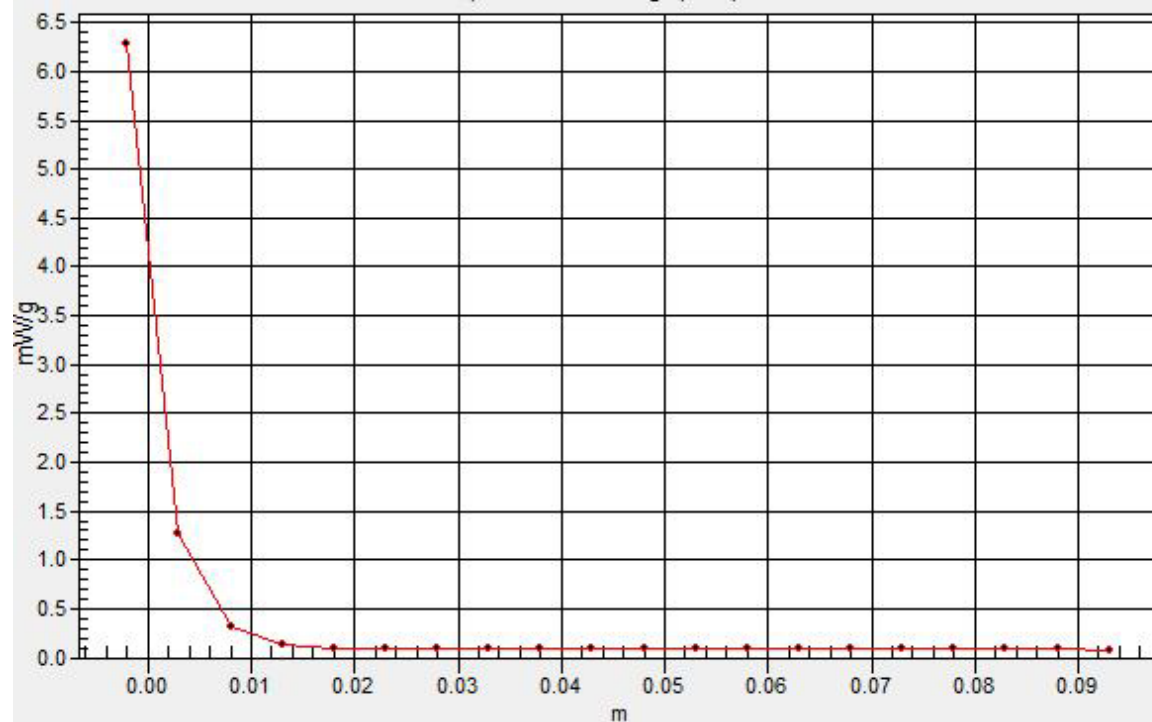
Pin=100mW,d=10mm f=5200MHz/Z Scan (1x1x21): Measurement grid: dx=20mm, dy=20mm, dz=5mm

Maximum value of SAR (measured) = 6.29 mW/g



SAR(x,y,z,f0)

SAR; Z Scan: Value Along Z, X=0, Y=0



Test Laboratory: Compliance Certification Services Inc.

D5GHz V2 SN 1004

DUT: Dipole 5GHz ; Type: D5GHz V2; Serial: 1004

Communication System: CW5GHz; Frequency: 5500 MHz; Duty Cycle: 1:1

Medium parameters used: $f = 5500$ MHz; $\sigma = 5.79$ mho/m; $\epsilon_r = 47.6$; $\rho = 1000$ kg/m³

Phantom section: Flat Section

Air Temperature: 24.6 deg C; Liquid Temperature: 23.6 deg C

Area Scan Find Secondary Maximum Within 2dB and with a peak SAR value greater than 0.0012W/kg

DASY4 Configuration:

- Probe: EX3DV4 - SN3554; ConvF(3.37, 3.37, 3.37);
- Sensor-Surface: 2.5mm (Mechanical Surface Detection)
- Electronics: DAE4 Sn905; Calibrated: 2010/6/22
- Phantom: ELI 4.0; Type: QDOVA001BA; Serial: 1052
- Measurement SW: DASY4, V4.7 Build 80; Postprocessing SW: SEMCAD, V1.8 Build 186

Pin=100mW,d=10mm f=5500MHz/Area Scan (8x8x1): Measurement grid: dx=10mm, dy=10mm

Maximum value of SAR (measured) = 10.1 mW/g

Pin=100mW,d=10mm f=5500MHz/Zoom Scan (8x8x10)/Cube 0: Measurement grid: dx=4mm,

dy=4mm, dz=2.5mm

Reference Value = 53.6 V/m; Power Drift = 0.007 dB

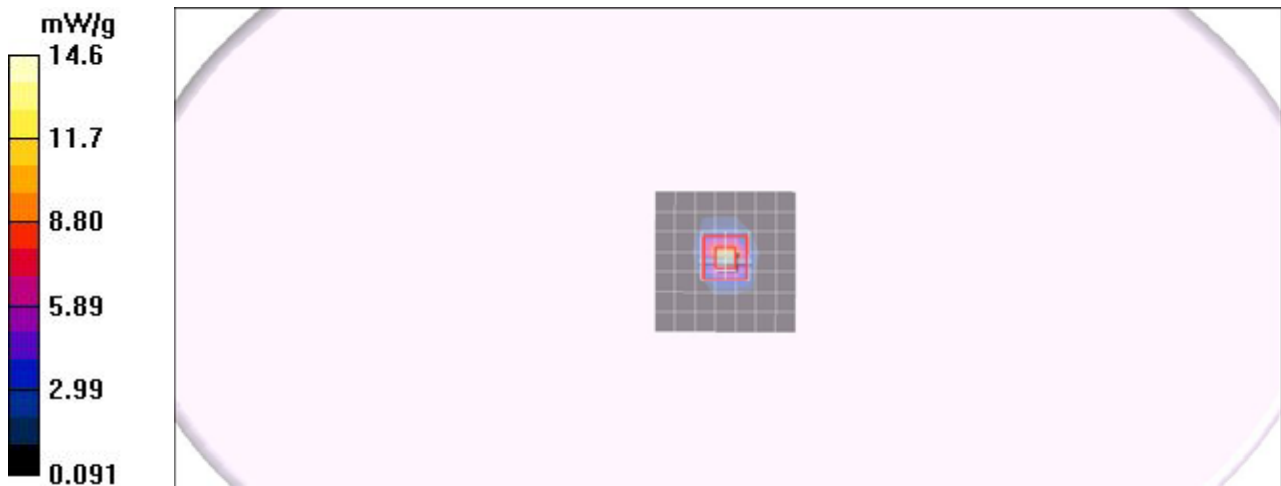
Peak SAR (extrapolated) = 29.7 W/kg

SAR(1 g) = 7.95 mW/g; SAR(10 g) = 2.3 mW/g

Maximum value of SAR (measured) = 14.6 mW/g

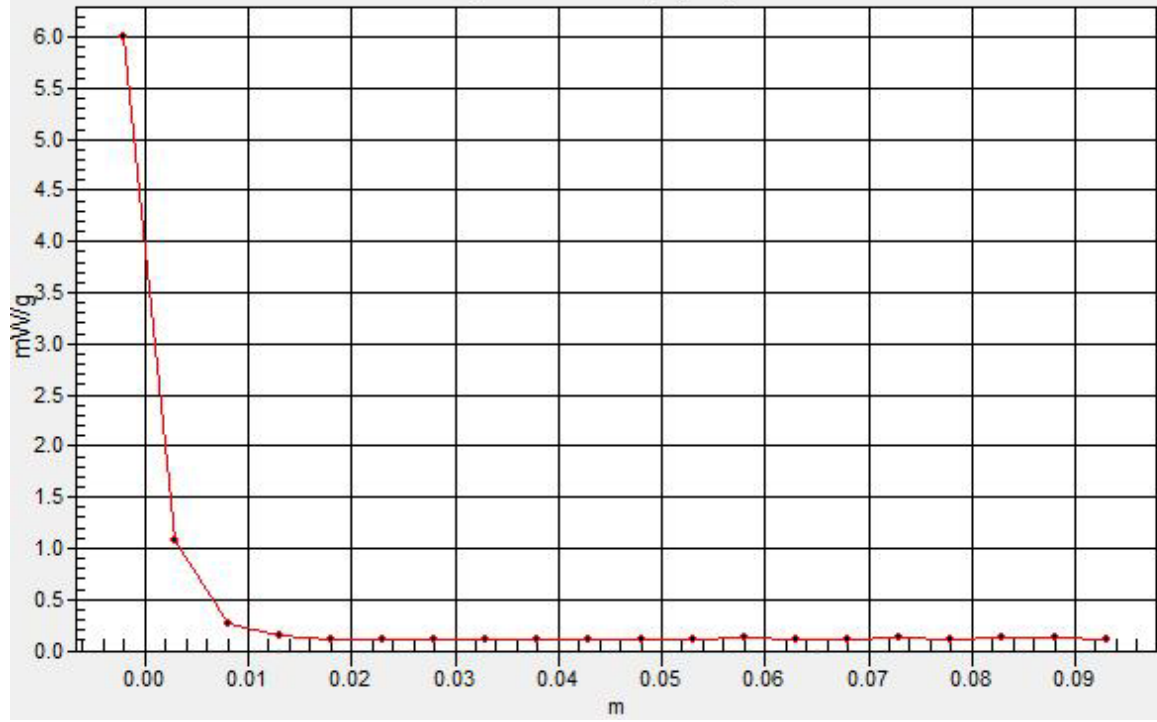
Pin=100mW,d=10mm f=5500MHz/Z Scan (1x1x21): Measurement grid: dx=20mm, dy=20mm, dz=5mm

Maximum value of SAR (measured) = 6.01 mW/g



SAR(x,y,z,f0)

SAR; Z Scan: Value Along Z, X=0, Y=0



Test Laboratory: Compliance Certification Services Inc.

D5GHz V2 SN 1004

DUT: Dipole 5GHz ; Type: D5GHz V2; Serial: 1004

Communication System: CW5GHz; Frequency: 5800 MHz; Duty Cycle: 1:1

Medium parameters used: $f = 5800$ MHz; $\sigma = 6.2$ mho/m; $\epsilon_r = 47$; $\rho = 1000$ kg/m³

Phantom section: Flat Section

Air Temperature: 24.6 deg C; Liquid Temperature: 23.6 deg C

Area Scan Find Secondary Maximum Within 2dB and with a peak SAR value greater than 0.0012W/kg

DASY4 Configuration:

- Probe: EX3DV4 - SN3554; ConvF(3.31, 3.31, 3.31);
- Sensor-Surface: 2.5mm (Mechanical Surface Detection)
- Electronics: DAE4 Sn905; Calibrated: 2010/6/22
- Phantom: ELI 4.0; Type: QDOVA001BA; Serial: 1052
- Measurement SW: DASY4, V4.7 Build 80; Postprocessing SW: SEMCAD, V1.8 Build 186

Pin=100mW,d=10mm f=5800MHz/Area Scan (8x8x1): Measurement grid: dx=10mm, dy=10mm

Maximum value of SAR (measured) = 10.3 mW/g

Pin=100mW,d=10mm f=5800MHz/Zoom Scan (8x8x10)/Cube 0: Measurement grid: dx=4mm,

dy=4mm, dz=2.5mm

Reference Value = 48.7 V/m; Power Drift = 0.170 dB

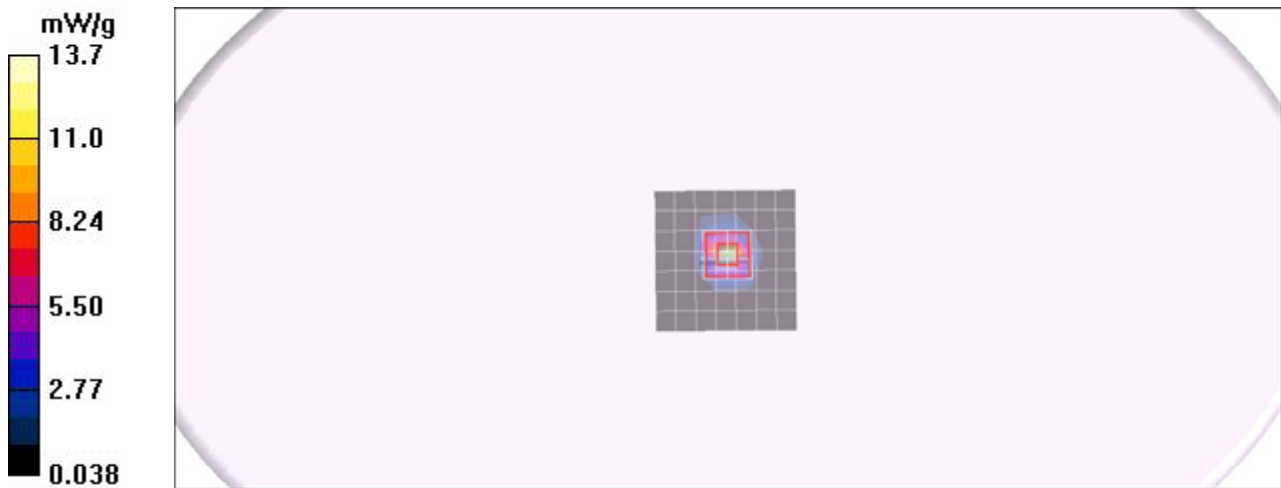
Peak SAR (extrapolated) = 29.4 W/kg

SAR(1 g) = 7.44 mW/g; SAR(10 g) = 2.14 mW/g

Maximum value of SAR (measured) = 13.7 mW/g

Pin=100mW,d=10mm f=5800MHz/Z Scan (1x1x21): Measurement grid: dx=20mm, dy=20mm, dz=5mm

Maximum value of SAR (measured) = 5.45 mW/g



SAR(x,y,z,f0)

SAR; Z Scan: Value Along Z, X=0, Y=0

