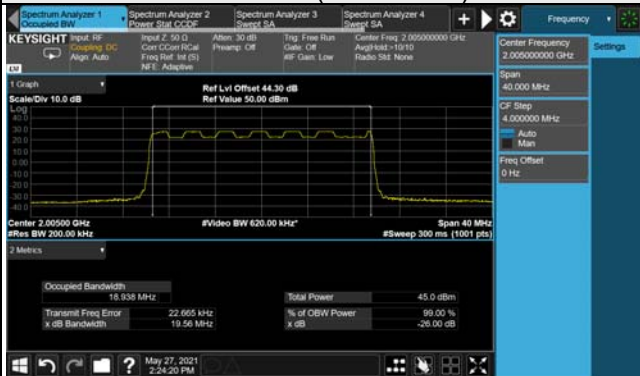


### 16QAM

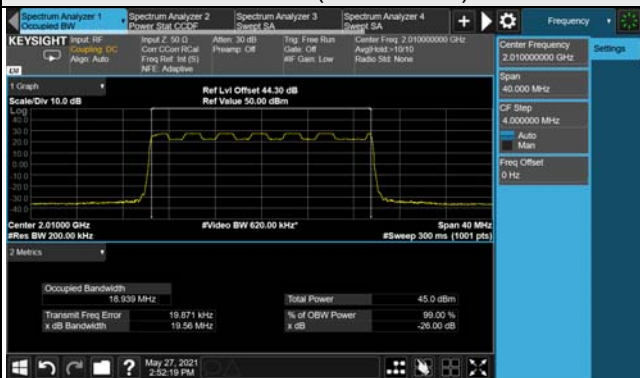
#### Ch 401000 (2005.0MHz)



#### Ch 401500 (2007.5MHz)



#### Ch 402000 (2010.0MHz)

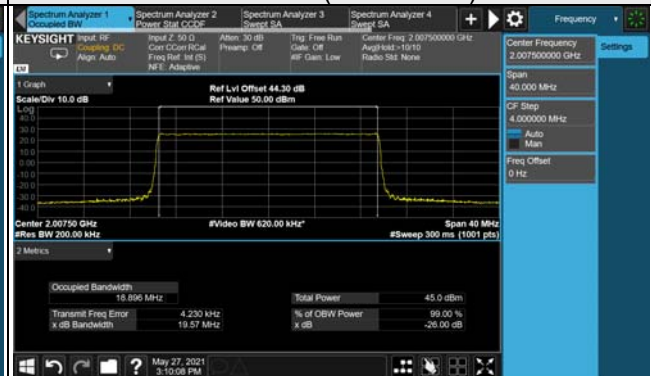


### 64QAM

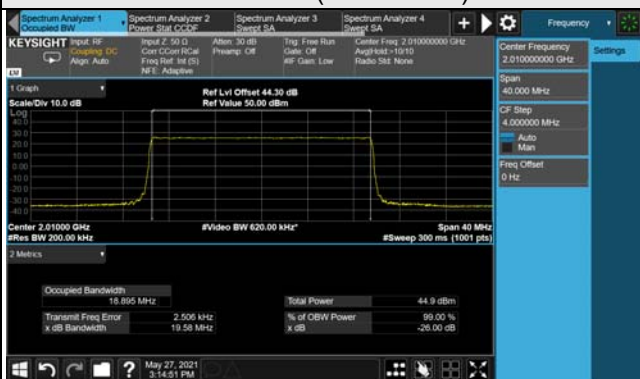
#### Ch 401000 (2005.0MHz)



#### Ch 401500 (2007.5MHz)

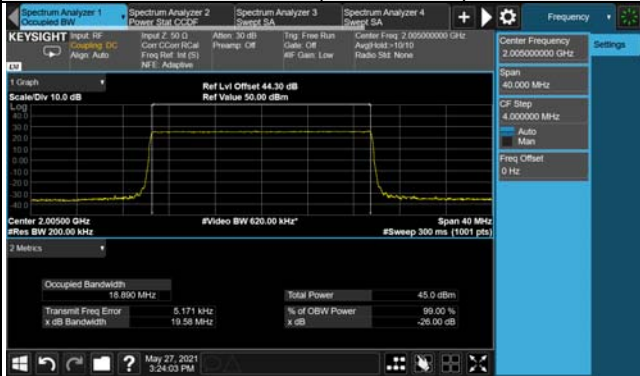


#### Ch 402000 (2010.0MHz)

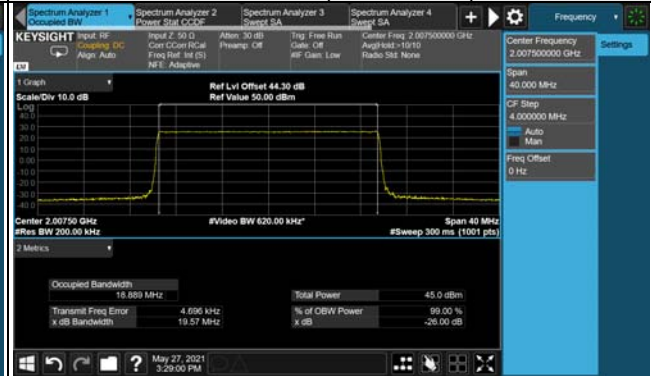


256QAM

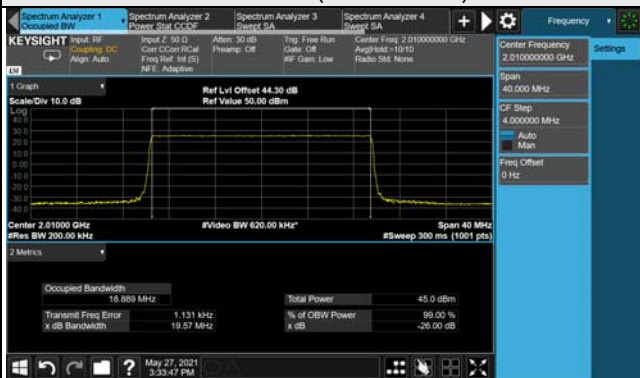
Ch 401000 (2005.0MHz)



Ch 401500 (2007.5MHz)



Ch 402000 (2010.0MHz)



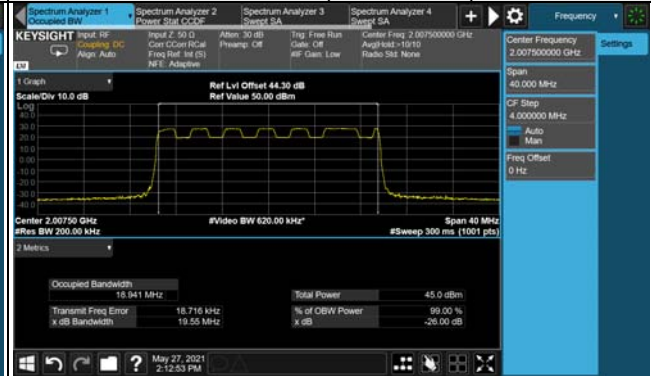
Ant. TX 3

Spectrum Plot of Worst Value  
-26dBc Bandwidth  
QPSK

Ch 401000 (2005.0MHz)



Ch 401500 (2007.5MHz)



Ch 402000 (2010.0MHz)



### 16QAM

#### Ch 401000 (2005.0MHz)



#### Ch 401500 (2007.5MHz)

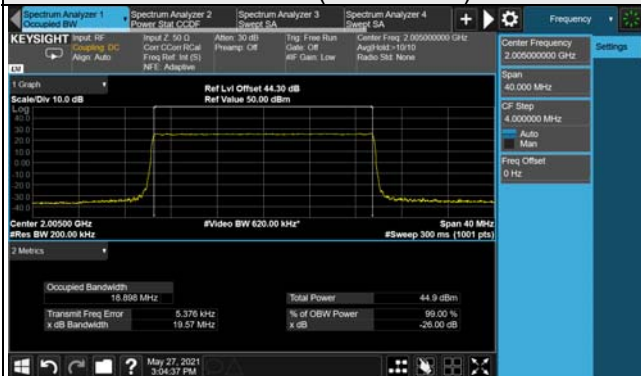


#### Ch 402000 (2010.0MHz)

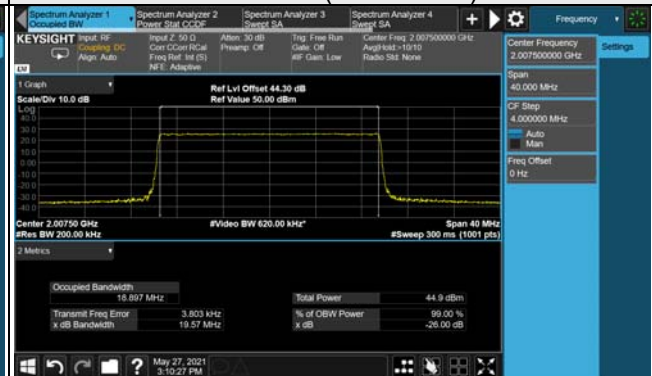


### 64QAM

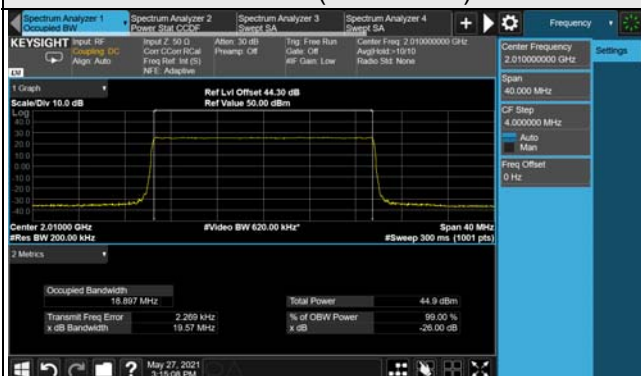
#### Ch 401000 (2005.0MHz)



#### Ch 401500 (2007.5MHz)

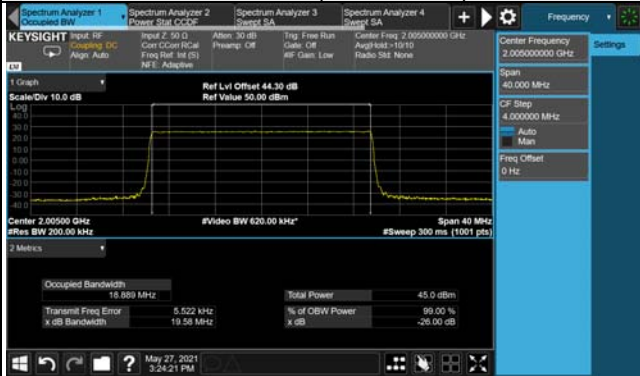


#### Ch 402000 (2010.0MHz)



256QAM

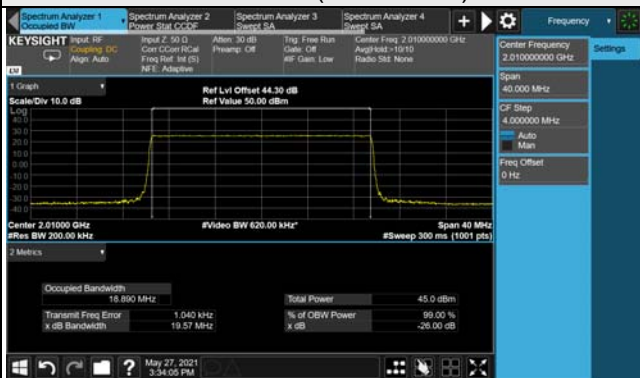
Ch 401000 (2005.0MHz)



Ch 401500 (2007.5MHz)



Ch 402000 (2010.0MHz)



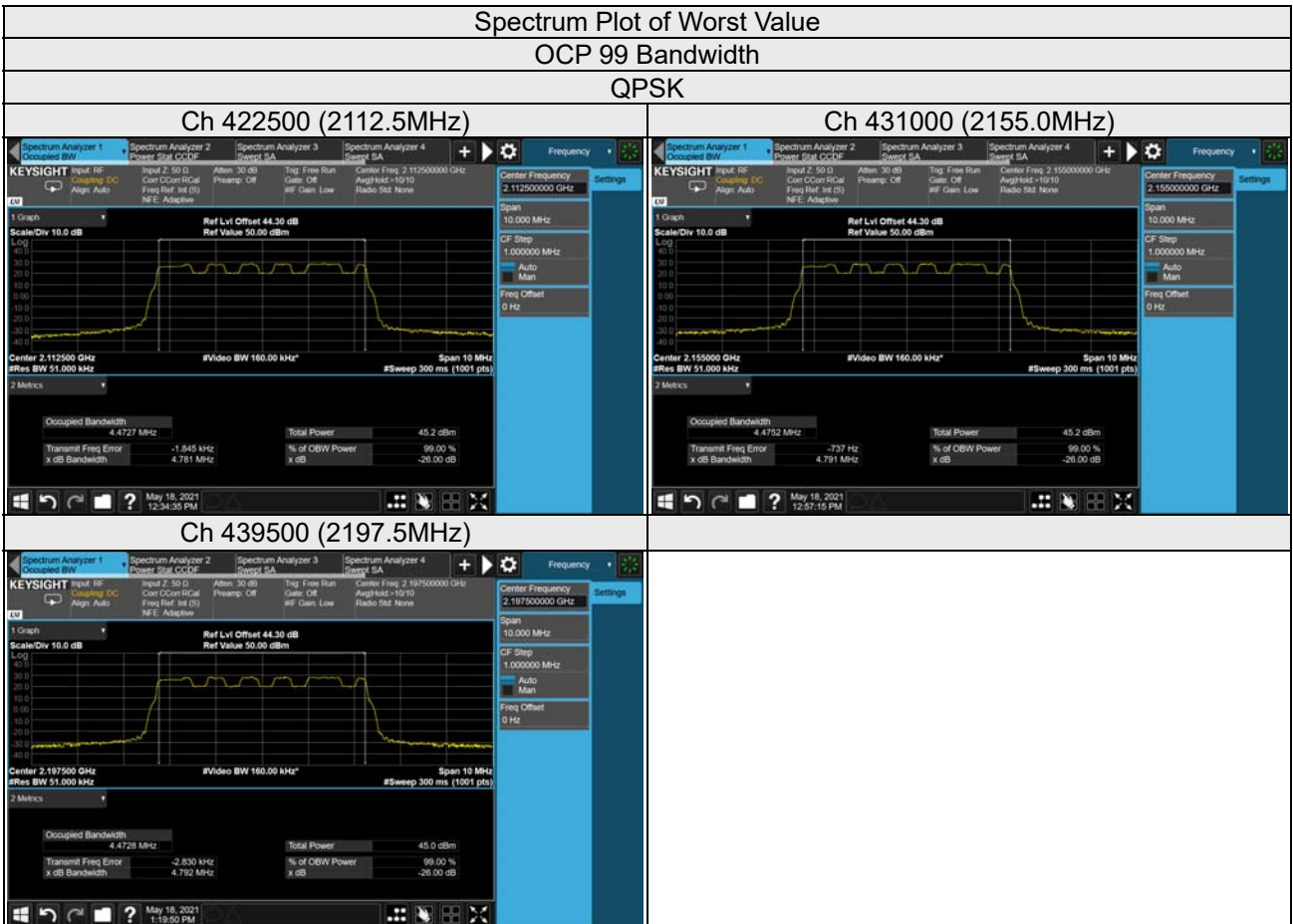
### 4.4.5 Test Results (Occupied Bandwidth)

**Band n66**  
**Single Carrier**

**5MHz**

Channel Number	Freq. (MHz)	OCP 99 Bandwidth (MHz)															
		Ant. TX0				Ant. TX1				Ant. TX2				Ant. TX3			
		QPSK	16QAM	64QAM	256QAM	QPSK	16QAM	64QAM	256QAM	QPSK	16QAM	64QAM	256QAM	QPSK	16QAM	64QAM	256QAM
422500	2112.5	4.47	4.47	4.46	4.46	4.47	4.47	4.46	4.46	4.47	4.47	4.46	4.46	4.47	4.47	4.46	4.46
431000	2155	4.48	4.47	4.46	4.46	4.48	4.47	4.46	4.46	4.48	4.47	4.46	4.46	4.48	4.47	4.46	4.46
439500	2197.5	4.47	4.47	4.46	4.46	4.47	4.47	4.46	4.46	4.47	4.47	4.46	4.46	4.47	4.47	4.46	4.46

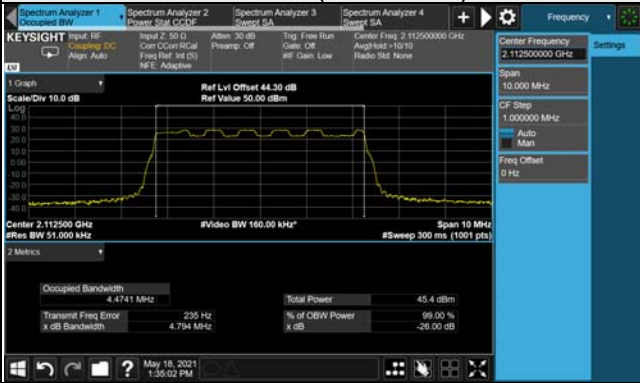
**Ant. TX 0**





### 16QAM

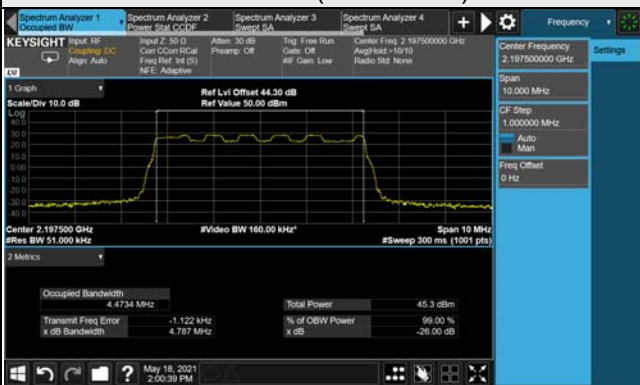
#### Ch 422500 (2112.5MHz)



#### Ch 431000 (2155.0MHz)

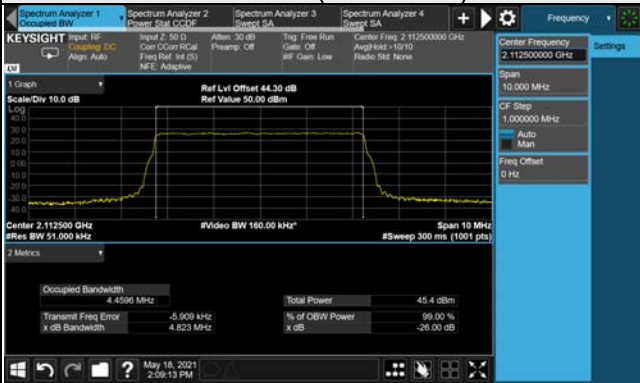


#### Ch 439500 (2197.5MHz)

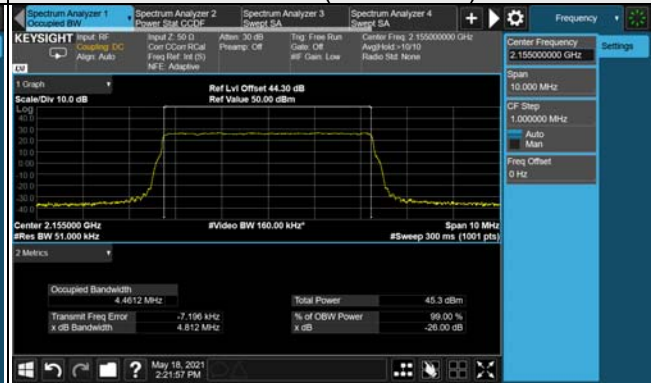


### 64QAM

#### Ch 422500 (2112.5MHz)



#### Ch 431000 (2155.0MHz)



#### Ch 439500 (2197.5MHz)

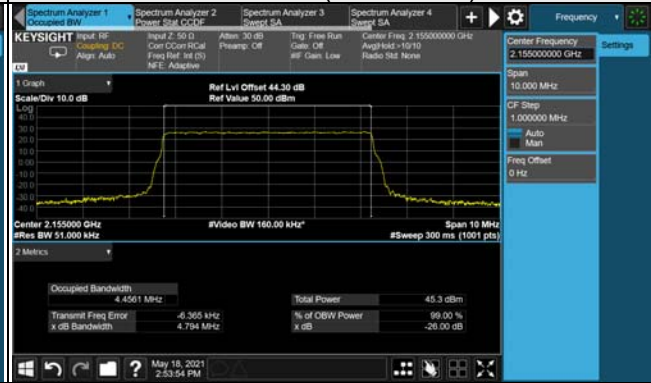


256QAM

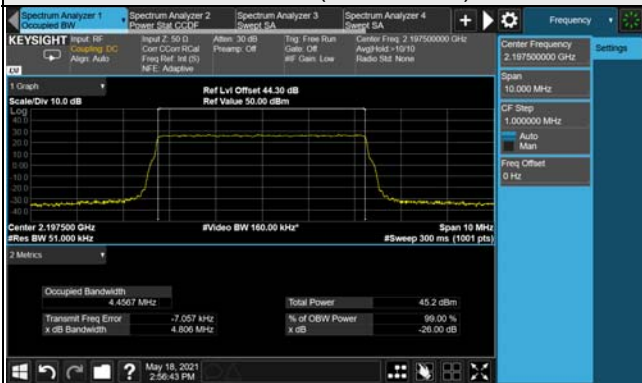
Ch 422500 (2112.5MHz)



Ch 431000 (2155.0MHz)



Ch 439500 (2197.5MHz)





Ant. TX 1

Spectrum Plot of Worst Value

OCP 99 Bandwidth

QPSK

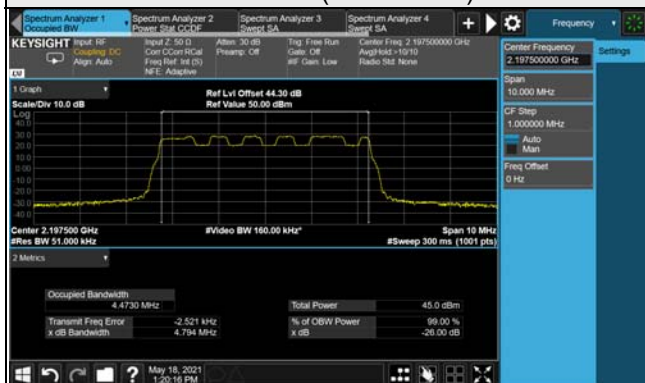
Ch 422500 (2112.5MHz)



Ch 431000 (2155.0MHz)

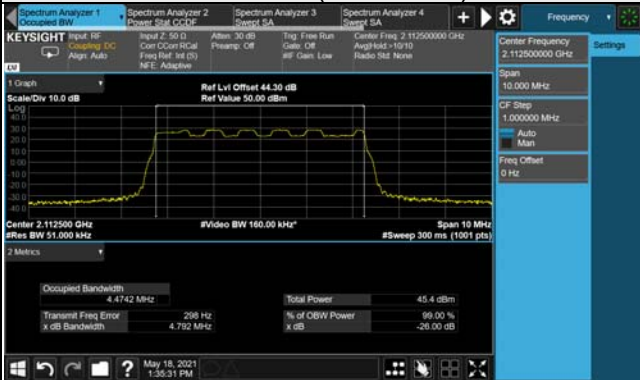


Ch 439500 (2197.5MHz)

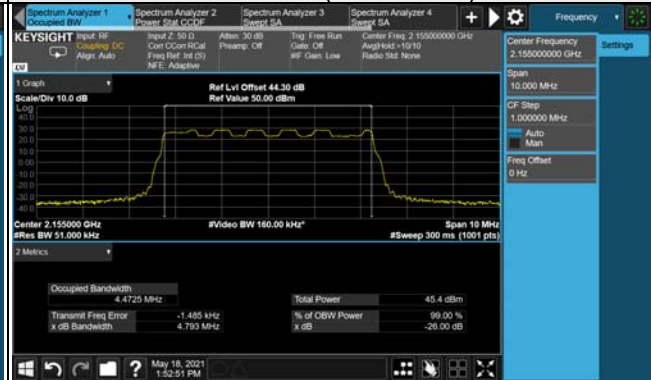


### 16QAM

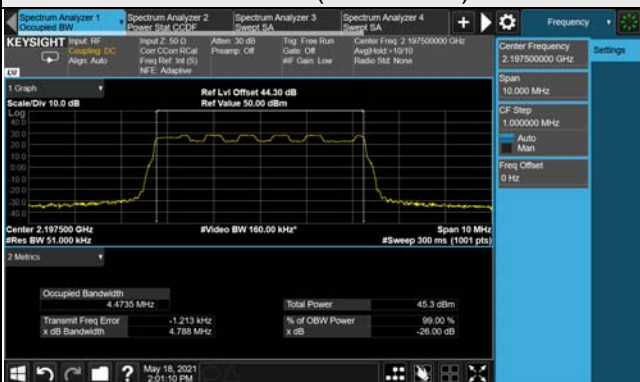
#### Ch 422500 (2112.5MHz)



#### Ch 431000 (2155.0MHz)



#### Ch 439500 (2197.5MHz)

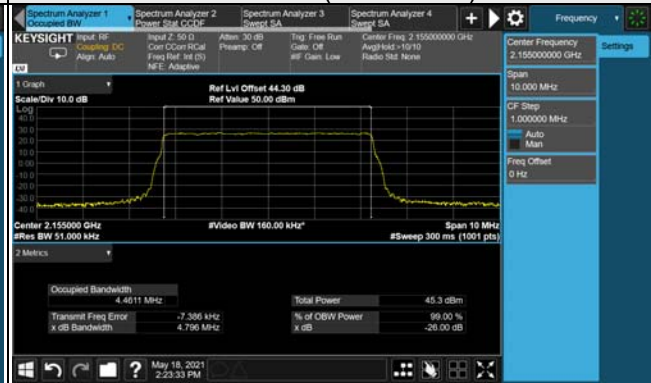


### 64QAM

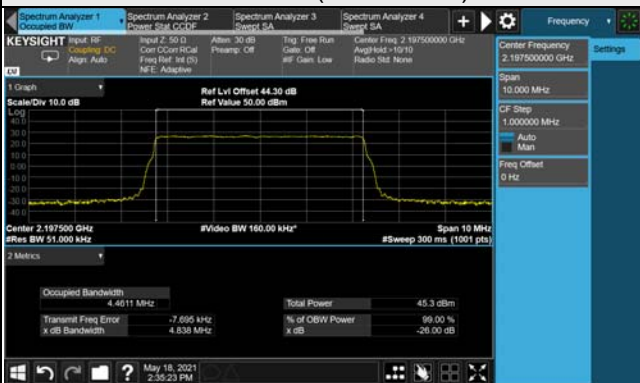
#### Ch 422500 (2112.5MHz)



#### Ch 431000 (2155.0MHz)



#### Ch 439500 (2197.5MHz)

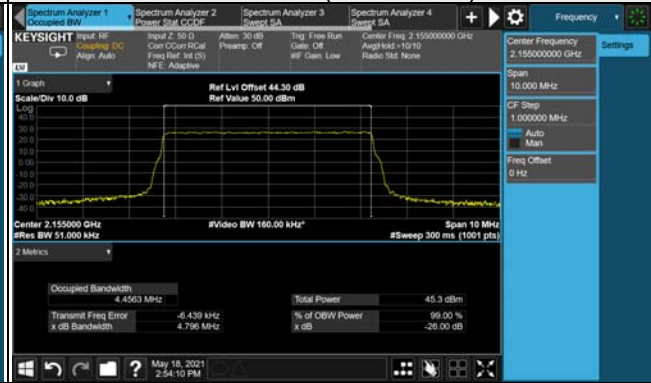


## 256QAM

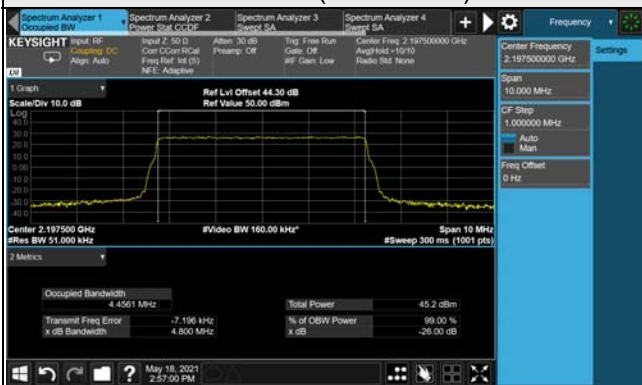
### Ch 422500 (2112.5MHz)



### Ch 431000 (2155.0MHz)



### Ch 439500 (2197.5MHz)



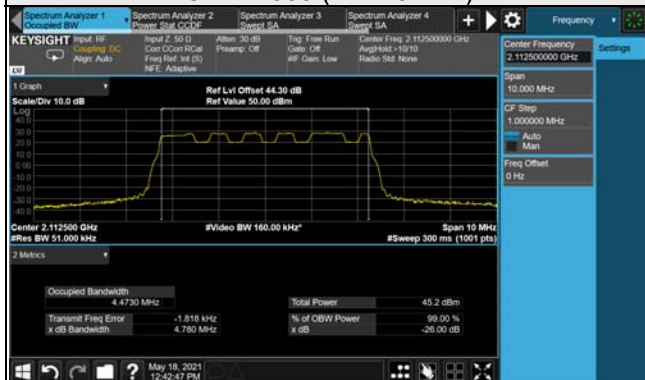
Ant. TX 2

Spectrum Plot of Worst Value

OCP 99 Bandwidth

QPSK

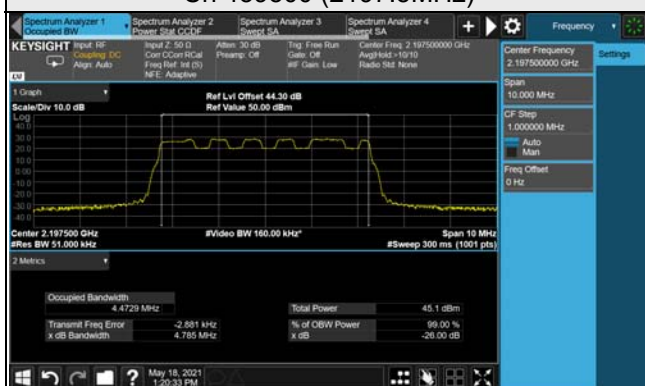
Ch 422500 (2112.5MHz)



Ch 431000 (2155.0MHz)

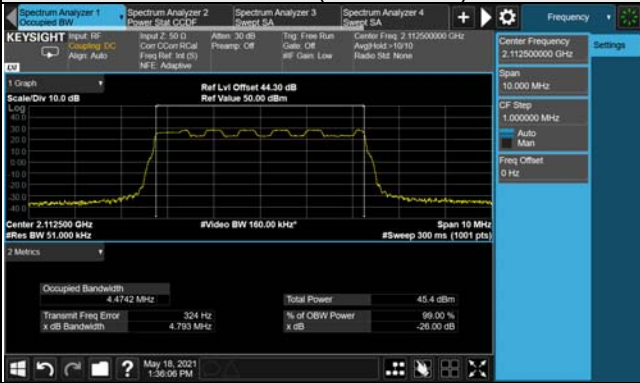


Ch 439500 (2197.5MHz)



### 16QAM

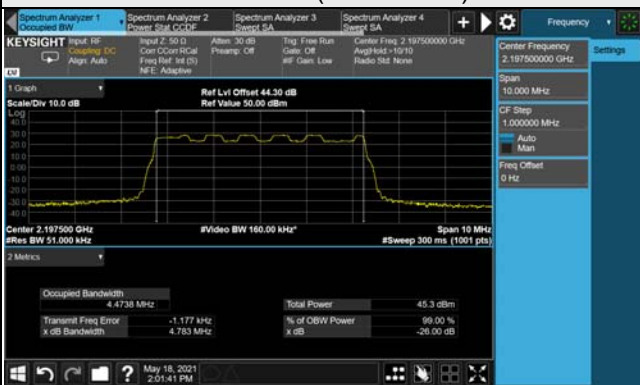
#### Ch 422500 (2112.5MHz)



#### Ch 431000 (2155.0MHz)



#### Ch 439500 (2197.5MHz)

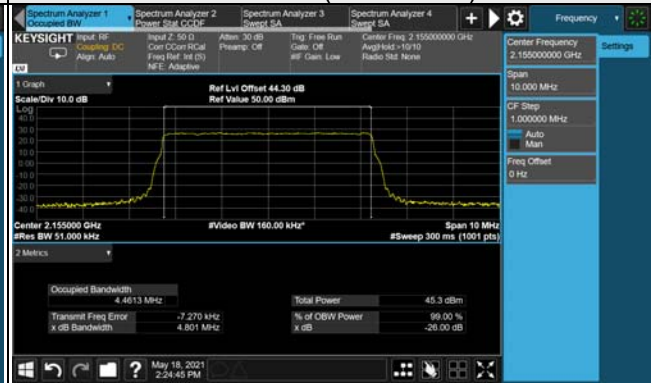


### 64QAM

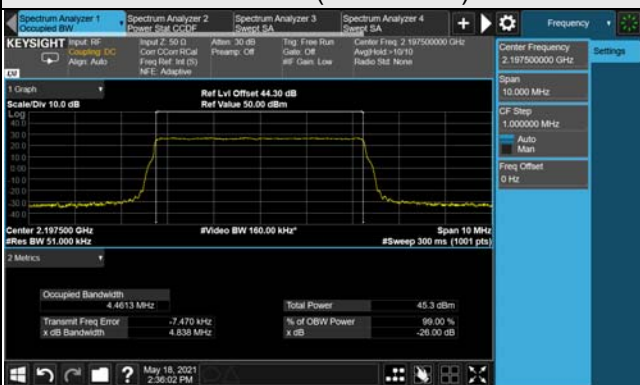
#### Ch 422500 (2112.5MHz)



#### Ch 431000 (2155.0MHz)

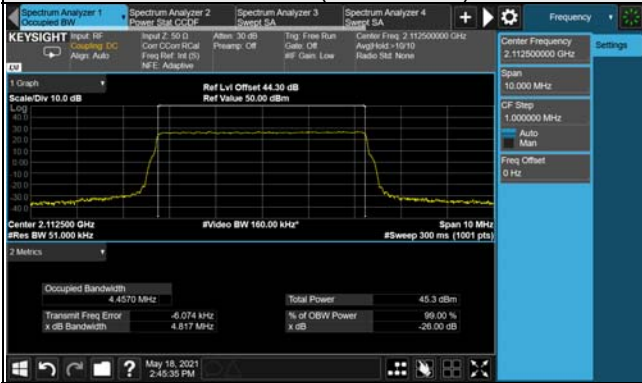


#### Ch 439500 (2197.5MHz)



256QAM

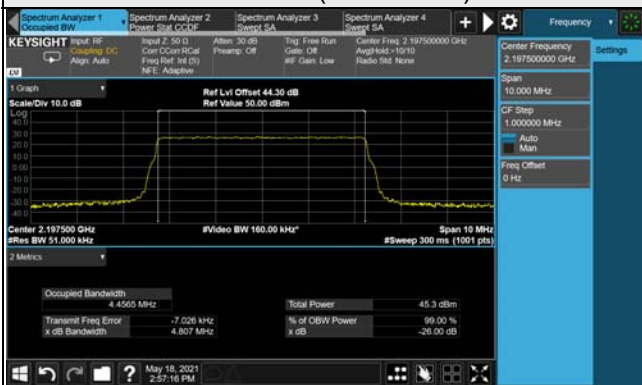
Ch 422500 (2112.5MHz)



Ch 431000 (2155.0MHz)



Ch 439500 (2197.5MHz)

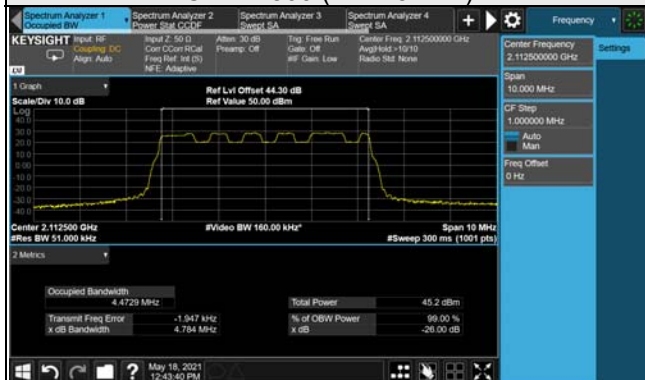




Ant. TX 3

Spectrum Plot of Worst Value  
OCP 99 Bandwidth  
QPSK

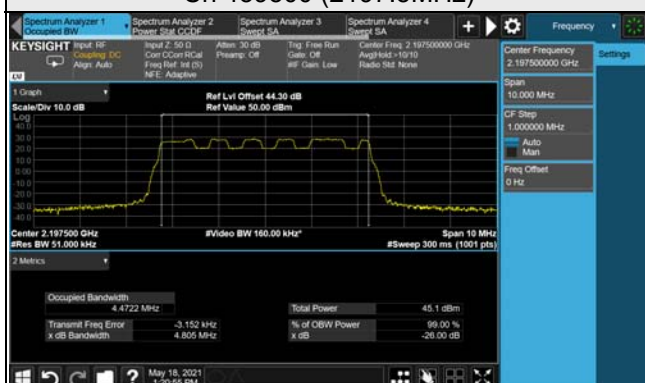
Ch 422500 (2112.5MHz)



Ch 431000 (2155.0MHz)

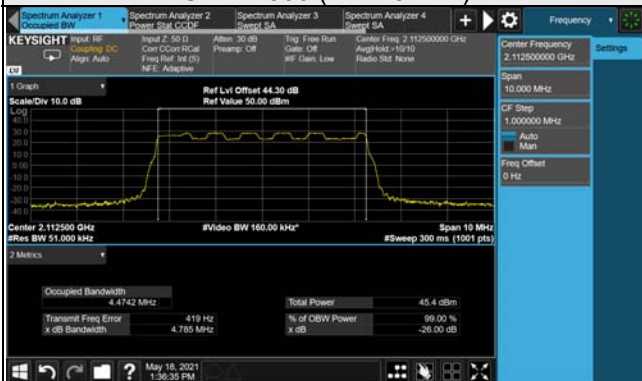


Ch 439500 (2197.5MHz)

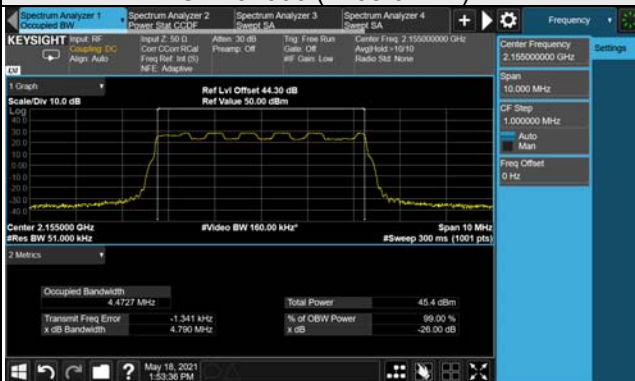


16QAM

Ch 422500 (2112.5MHz)



Ch 431000 (2155.0MHz)

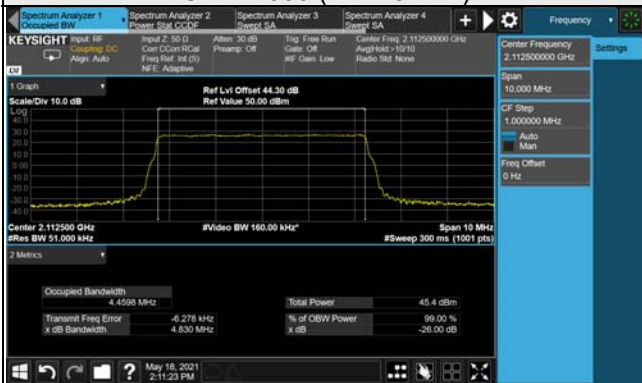


Ch 439500 (2197.5MHz)



64QAM

Ch 422500 (2112.5MHz)



Ch 431000 (2155.0MHz)



Ch 439500 (2197.5MHz)



## 256QAM

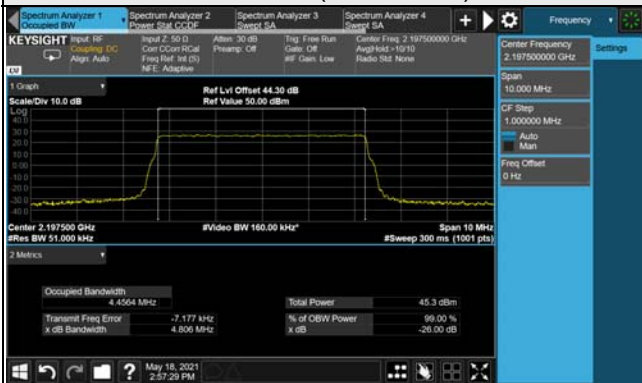
### Ch 422500 (2112.5MHz)



### Ch 431000 (2155.0MHz)



### Ch 439500 (2197.5MHz)



### 10MHz

Channel Number	Freq. (MHz)	OCP 99 Bandwidth (MHz)															
		Ant. TX0				Ant. TX1				Ant. TX2				Ant. TX3			
		QPSK	16QAM	64QAM	256QAM	QPSK	16QAM	64QAM	256QAM	QPSK	16QAM	64QAM	256QAM	QPSK	16QAM	64QAM	256QAM
423000	2115	9.16	9.24	9.28	9.28	9.16	9.24	9.29	9.28	9.16	9.24	9.28	9.28	9.16	9.24	9.29	9.28
431000	2155	9.16	9.24	9.29	9.28	9.16	9.24	9.29	9.28	9.16	9.24	9.29	9.28	9.16	9.24	9.29	9.28
439000	2195	9.15	9.24	9.29	9.28	9.16	9.24	9.29	9.28	9.16	9.24	9.29	9.28	9.16	9.24	9.29	9.28

### Ant. TX 0

#### Spectrum Plot of Worst Value

#### OCP 99 Bandwidth

#### QPSK

#### Ch 423000 (2115.0MHz)



#### Ch 431000 (2155.0MHz)



#### Ch 439000 (2195.0MHz)

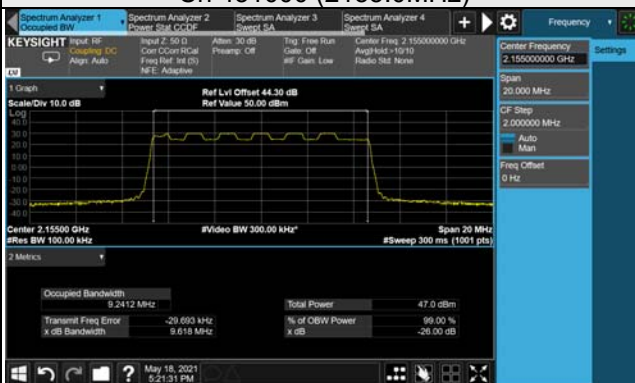


### 16QAM

#### Ch 423000 (2115.0MHz)



#### Ch 431000 (2155.0MHz)



#### Ch 439000 (2195.0MHz)

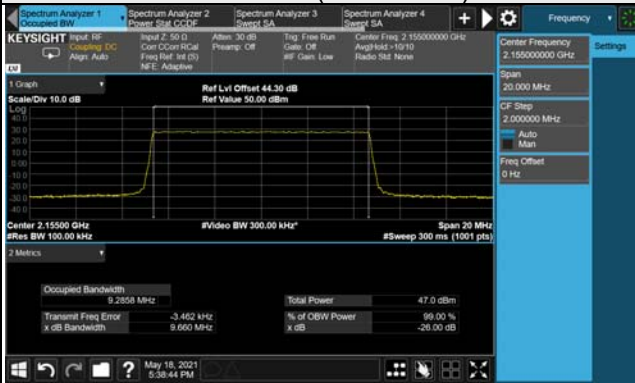


### 64QAM

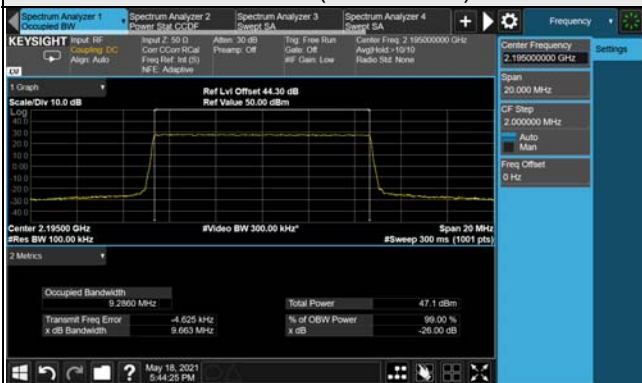
#### Ch 423000 (2115.0MHz)



#### Ch 431000 (2155.0MHz)

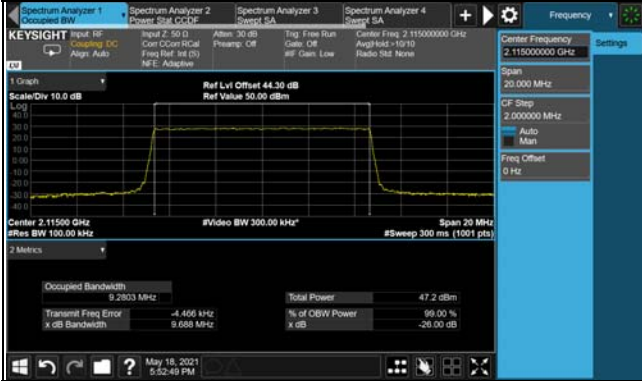


#### Ch 439000 (2195.0MHz)



## 256QAM

### Ch 423000 (2115.0MHz)



### Ch 431000 (2155.0MHz)



### Ch 439000 (2195.0MHz)





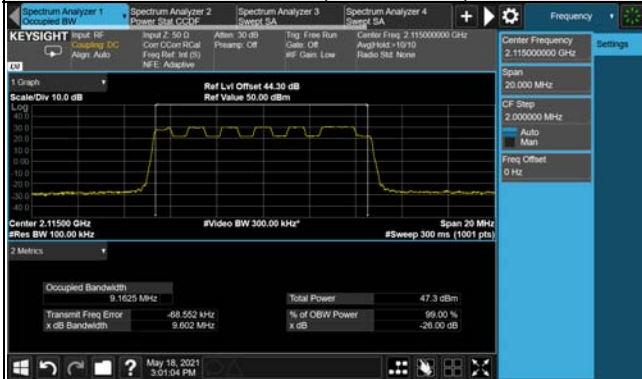
Ant. TX 1

Spectrum Plot of Worst Value

OCP 99 Bandwidth

QPSK

Ch 423000 (2115.0MHz)



Ch 431000 (2155.0MHz)

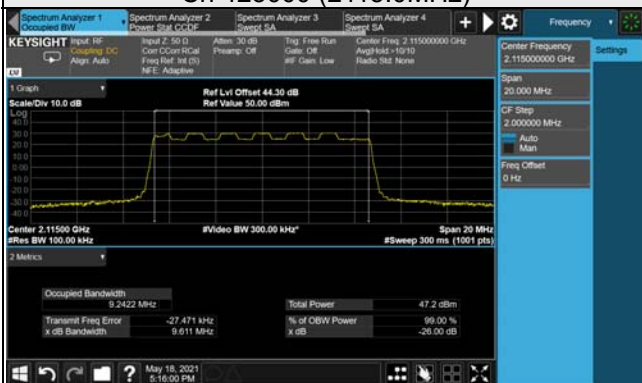


Ch 439000 (2195.0MHz)

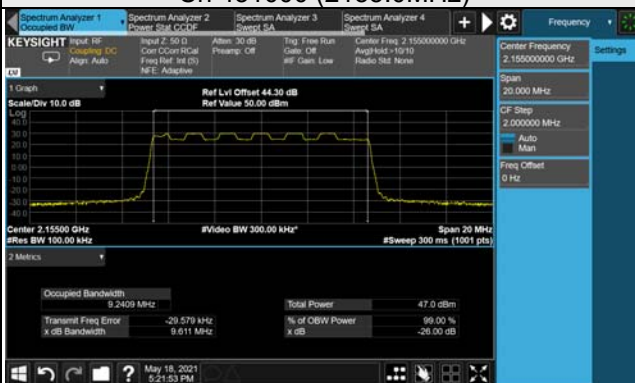


### 16QAM

#### Ch 423000 (2115.0MHz)



#### Ch 431000 (2155.0MHz)



#### Ch 439000 (2195.0MHz)

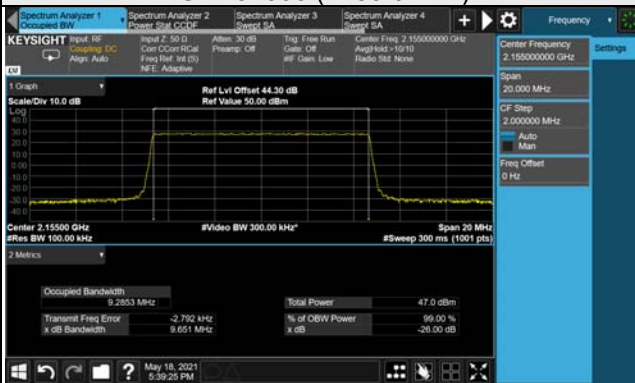


### 64QAM

#### Ch 423000 (2115.0MHz)



#### Ch 431000 (2155.0MHz)

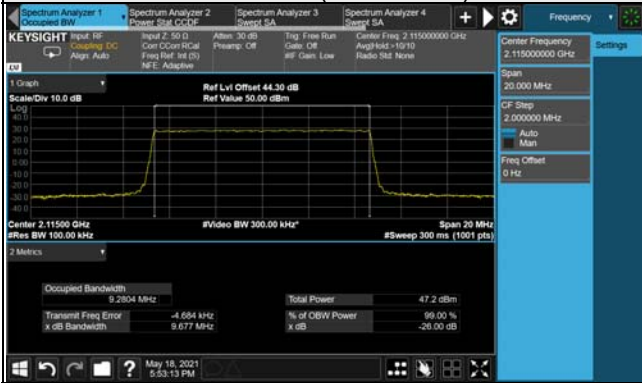


#### Ch 439000 (2195.0MHz)



## 256QAM

### Ch 423000 (2115.0MHz)



### Ch 431000 (2155.0MHz)



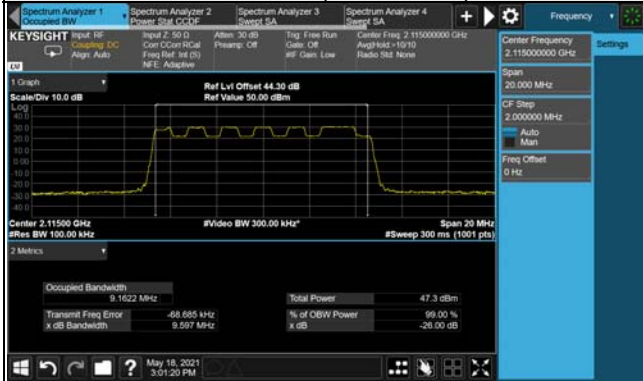
### Ch 439000 (2195.0MHz)



Ant. TX 2

Spectrum Plot of Worst Value  
OCP 99 Bandwidth  
QPSK

Ch 423000 (2115.0MHz)



Ch 431000 (2155.0MHz)



Ch 439000 (2195.0MHz)

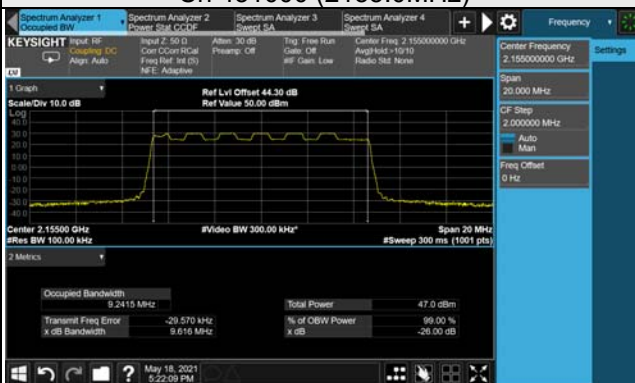


16QAM

Ch 423000 (2115.0MHz)



Ch 431000 (2155.0MHz)



Ch 439000 (2195.0MHz)

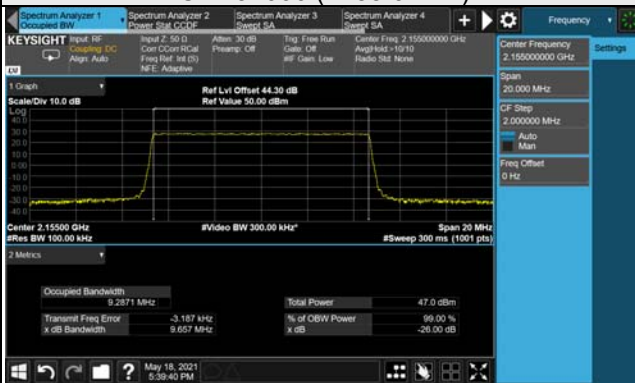


64QAM

Ch 423000 (2115.0MHz)



Ch 431000 (2155.0MHz)

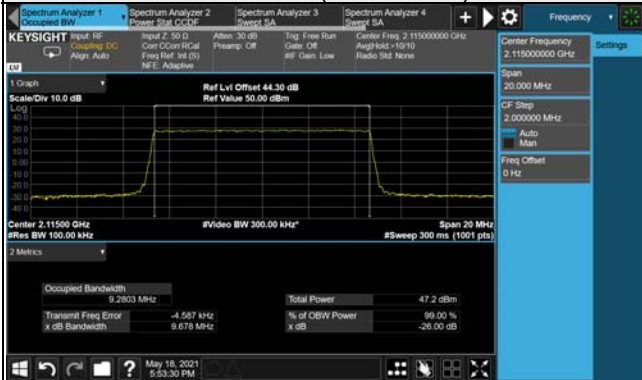


Ch 439000 (2195.0MHz)

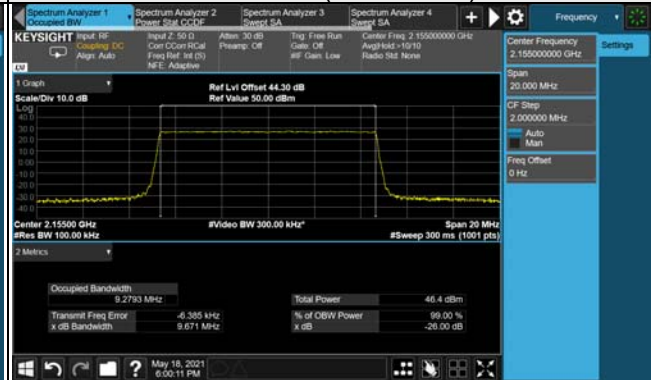


## 256QAM

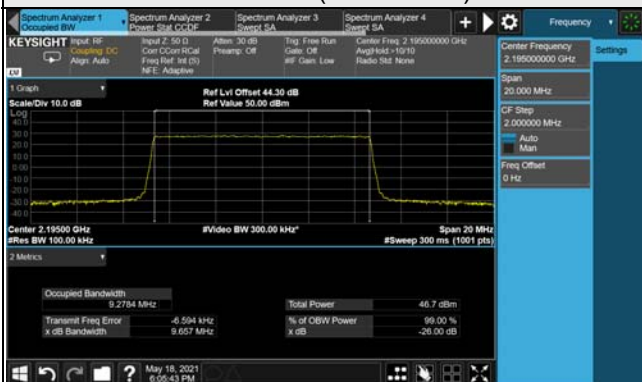
### Ch 423000 (2115.0MHz)



### Ch 431000 (2155.0MHz)



### Ch 439000 (2195.0MHz)





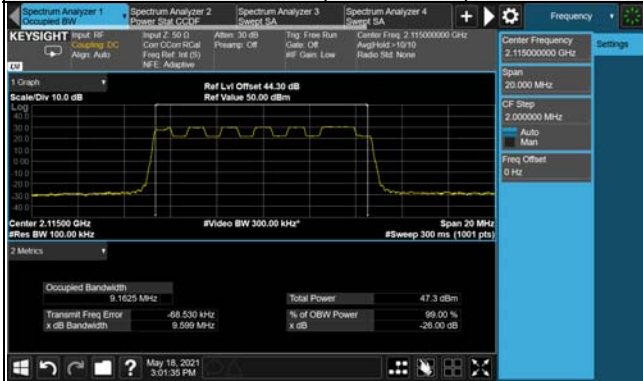
Ant. TX 3

Spectrum Plot of Worst Value

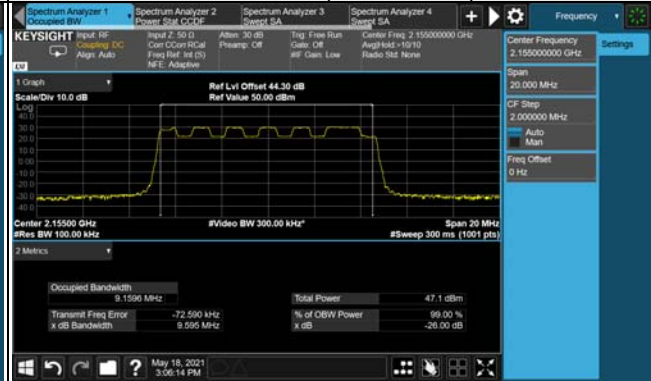
OCP 99 Bandwidth

QPSK

Ch 423000 (2115.0MHz)



Ch 431000 (2155.0MHz)

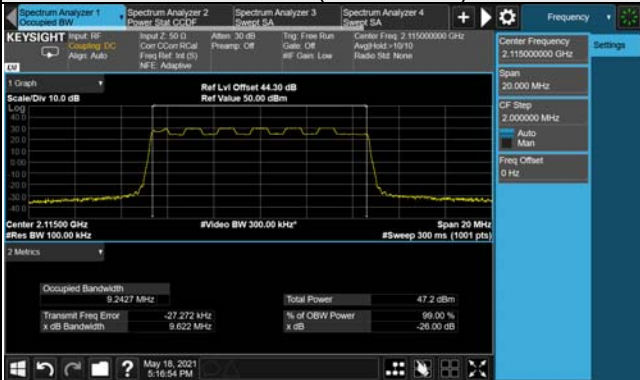


Ch 439000 (2195.0MHz)

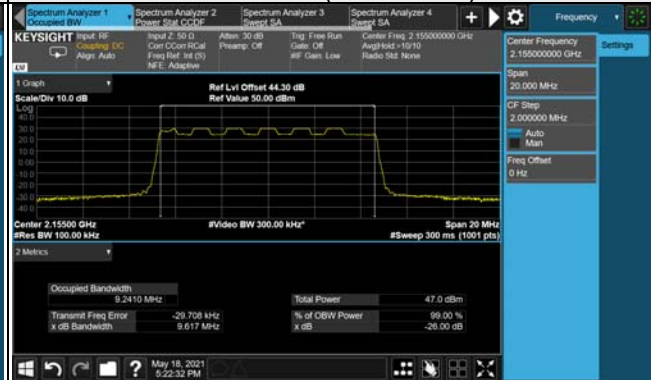


### 16QAM

#### Ch 423000 (2115.0MHz)



#### Ch 431000 (2155.0MHz)



#### Ch 439000 (2195.0MHz)

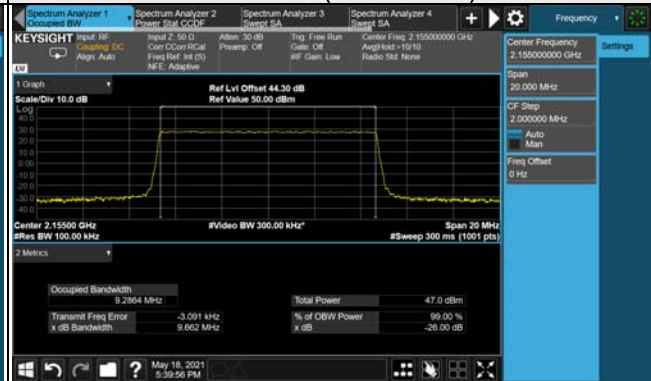


### 64QAM

#### Ch 423000 (2115.0MHz)



#### Ch 431000 (2155.0MHz)



#### Ch 439000 (2195.0MHz)

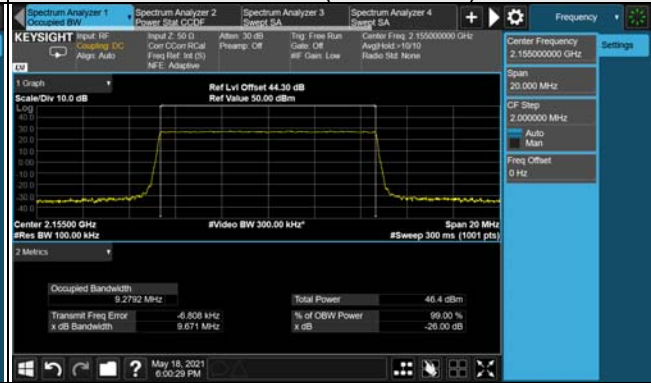


## 256QAM

### Ch 423000 (2115.0MHz)



### Ch 431000 (2155.0MHz)



### Ch 439000 (2195.0MHz)



### 15MHz

Channel Number	Freq. (MHz)	OCP 99 Bandwidth (MHz)															
		Ant. TX0				Ant. TX1				Ant. TX2				Ant. TX3			
		QPSK	16QAM	64QAM	256QAM	QPSK	16QAM	64QAM	256QAM	QPSK	16QAM	64QAM	256QAM	QPSK	16QAM	64QAM	256QAM
423500	2117.5	14.10	14.10	14.06	14.06	14.10	14.10	14.06	14.06	14.10	14.10	14.06	14.06	14.10	14.10	14.06	14.06
431000	2155	14.10	14.10	14.10	14.06	14.10	14.10	14.10	14.06	14.10	14.10	14.10	14.06	14.10	14.10	14.10	14.06
438500	2192.5	14.10	14.10	14.10	14.06	14.10	14.10	14.10	14.06	14.10	14.10	14.10	14.06	14.10	14.10	14.10	14.06

### Ant. TX 0

#### Spectrum Plot of Worst Value

#### OCP 99 Bandwidth

#### QPSK

#### Ch 423500 (2117.5MHz)



#### Ch 431000 (2155.0MHz)



#### Ch 438500 (2192.5MHz)



16QAM

Ch 423500 (2117.5MHz)



Ch 431000 (2155.0MHz)



Ch 438500 (2192.5MHz)



64QAM

Ch 423500 (2117.5MHz)



Ch 431000 (2155.0MHz)



Ch 438500 (2192.5MHz)



256QAM

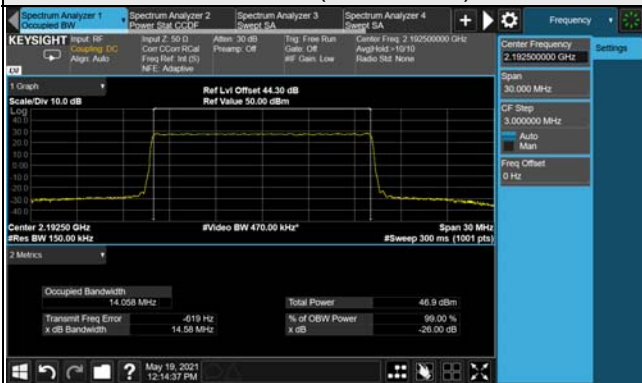
Ch 423500 (2117.5MHz)



Ch 431000 (2155.0MHz)



Ch 438500 (2192.5MHz)





Ant. TX 1

Spectrum Plot of Worst Value

OCP 99 Bandwidth

QPSK

Ch 423500 (2117.5MHz)



Ch 431000 (2155.0MHz)



Ch 438500 (2192.5MHz)



16QAM

Ch 423500 (2117.5MHz)



Ch 431000 (2155.0MHz)



Ch 438500 (2192.5MHz)



64QAM

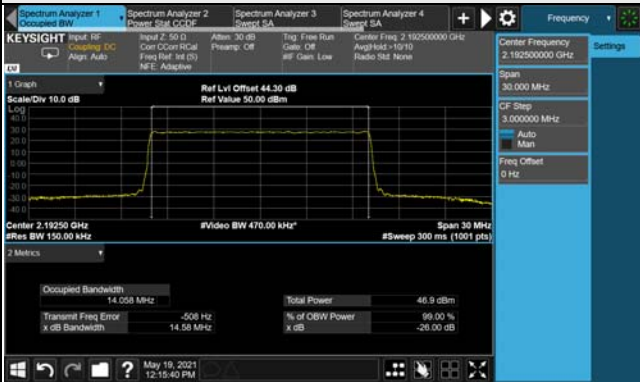
Ch 423500 (2117.5MHz)



Ch 431000 (2155.0MHz)



Ch 438500 (2192.5MHz)



256QAM

Ch 423500 (2117.5MHz)



Ch 431000 (2155.0MHz)



Ch 438500 (2192.5MHz)



Ant. TX 2

Spectrum Plot of Worst Value

OCP 99 Bandwidth

QPSK

Ch 423500 (2117.5MHz)



Ch 431000 (2155.0MHz)



Ch 438500 (2192.5MHz)



### 16QAM

#### Ch 423500 (2117.5MHz)



#### Ch 431000 (2155.0MHz)



#### Ch 438500 (2192.5MHz)



### 64QAM

#### Ch 423500 (2117.5MHz)



#### Ch 431000 (2155.0MHz)



#### Ch 438500 (2192.5MHz)



## 256QAM

### Ch 423500 (2117.5MHz)



### Ch 431000 (2155.0MHz)



### Ch 438500 (2192.5MHz)





Ant. TX 3

Spectrum Plot of Worst Value  
 OCP 99 Bandwidth  
 QPSK

Ch 423500 (2117.5MHz)



Ch 431000 (2155.0MHz)



Ch 438500 (2192.5MHz)

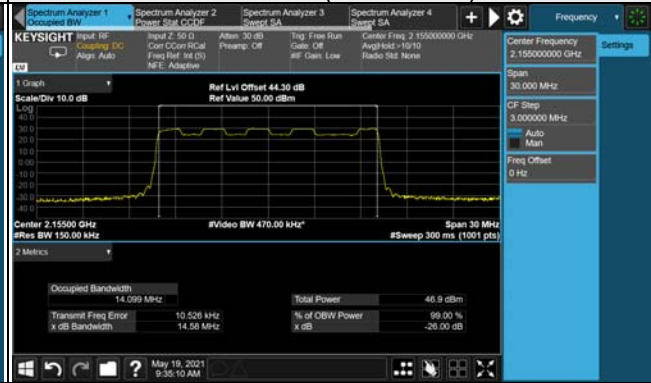


### 16QAM

#### Ch 423500 (2117.5MHz)



#### Ch 431000 (2155.0MHz)



#### Ch 438500 (2192.5MHz)



### 64QAM

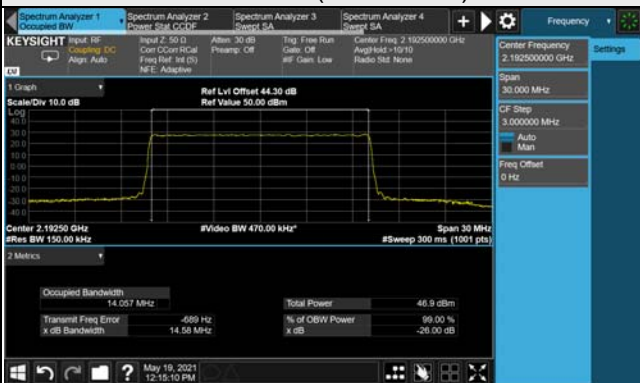
#### Ch 423500 (2117.5MHz)



#### Ch 431000 (2155.0MHz)

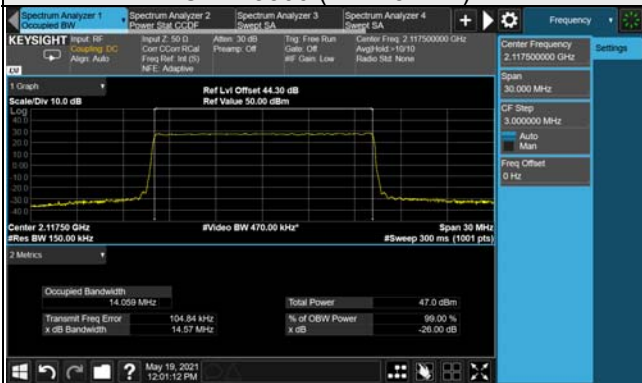


#### Ch 438500 (2192.5MHz)

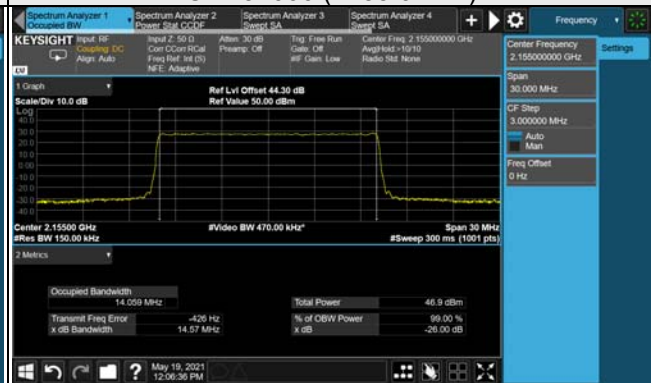


## 256QAM

### Ch 423500 (2117.5MHz)



### Ch 431000 (2155.0MHz)



### Ch 438500 (2192.5MHz)



### 20MHz

Channel Number	Freq. (MHz)	OCP 99 Bandwidth (MHz)															
		Ant. TX0				Ant. TX1				Ant. TX2				Ant. TX3			
		QPSK	16QAM	64QAM	256QAM	QPSK	16QAM	64QAM	256QAM	QPSK	16QAM	64QAM	256QAM	QPSK	16QAM	64QAM	256QAM
424000	2120	18.94	18.94	18.90	18.89	18.94	18.94	18.90	18.89	18.94	18.94	18.90	18.89	18.94	18.94	18.90	18.89
431000	2155	18.94	18.94	18.90	18.89	18.94	18.94	18.90	18.89	18.94	18.94	18.90	18.89	18.94	18.94	18.90	18.89
438000	2190	18.94	18.94	18.90	18.89	18.94	18.94	18.90	18.89	18.94	18.94	18.90	18.89	18.94	18.94	18.90	18.89

### Ant. TX 0

#### Spectrum Plot of Worst Value

#### OCP 99 Bandwidth

#### QPSK

#### Ch 424000 (2120.0MHz)



#### Ch 431000 (2155.0MHz)

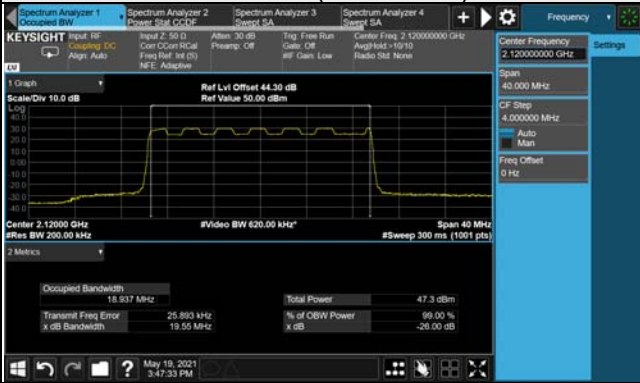


#### Ch 438000 (2190.0MHz)



### 16QAM

#### Ch 424000 (2120.0MHz)



#### Ch 431000 (2155.0MHz)



#### Ch 438000 (2190.0MHz)

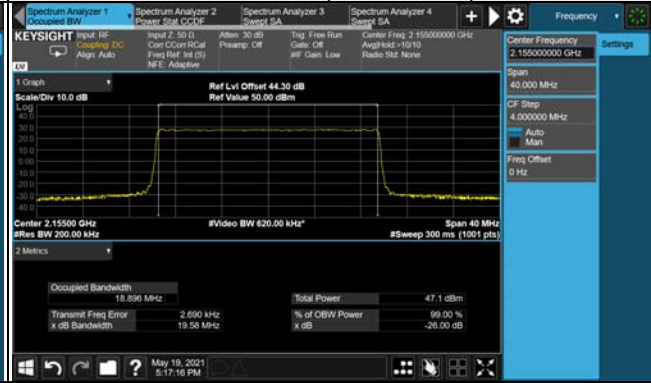


### 64QAM

#### Ch 424000 (2120.0MHz)



#### Ch 431000 (2155.0MHz)



#### Ch 438000 (2190.0MHz)



## 256QAM

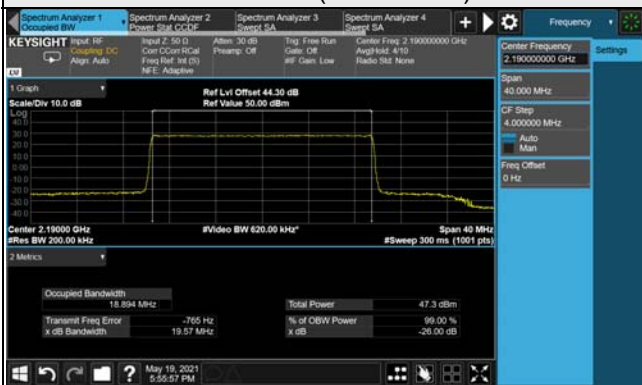
### Ch 424000 (2120.0MHz)



### Ch 431000 (2155.0MHz)



### Ch 438000 (2190.0MHz)





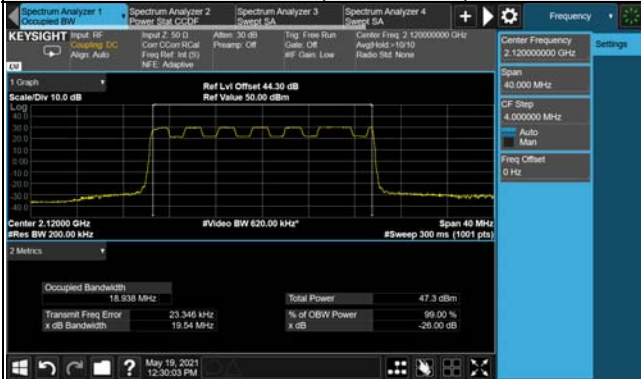
Ant. TX 1

Spectrum Plot of Worst Value

OCP 99 Bandwidth

QPSK

Ch 424000 (2120.0MHz)



Ch 431000 (2155.0MHz)



Ch 438000 (2190.0MHz)



### 16QAM

#### Ch 424000 (2120.0MHz)



#### Ch 431000 (2155.0MHz)

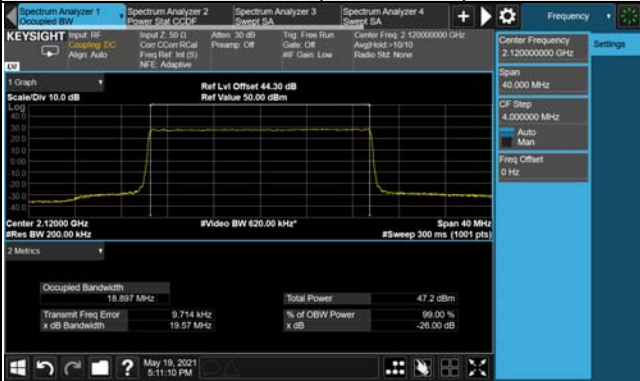


#### Ch 438000 (2190.0MHz)



### 64QAM

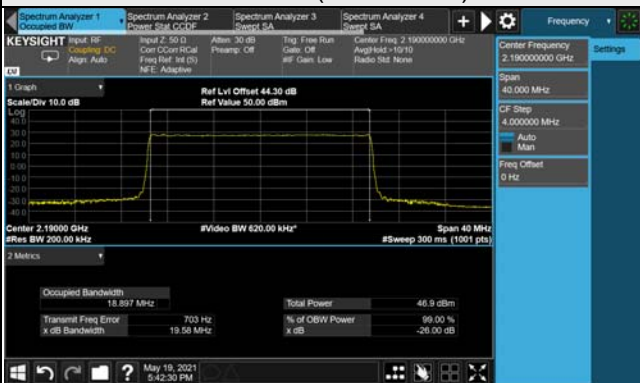
#### Ch 424000 (2120.0MHz)



#### Ch 431000 (2155.0MHz)

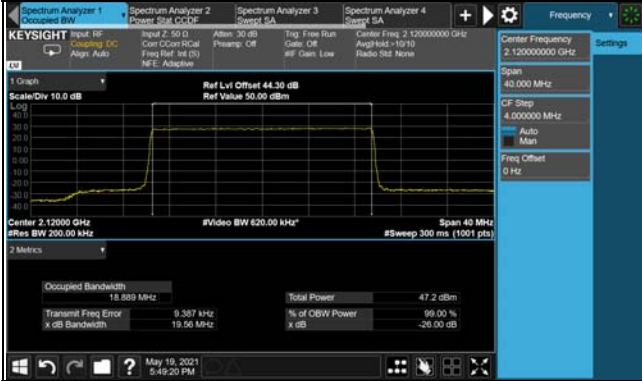


#### Ch 438000 (2190.0MHz)

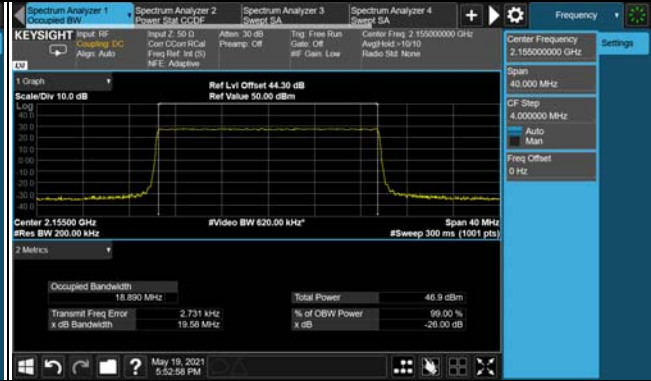


256QAM

Ch 424000 (2120.0MHz)



Ch 431000 (2155.0MHz)



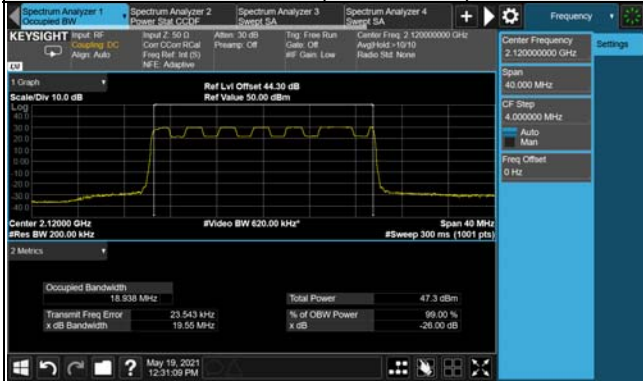
Ch 438000 (2190.0MHz)



Ant. TX 2

Spectrum Plot of Worst Value  
OCP 99 Bandwidth  
QPSK

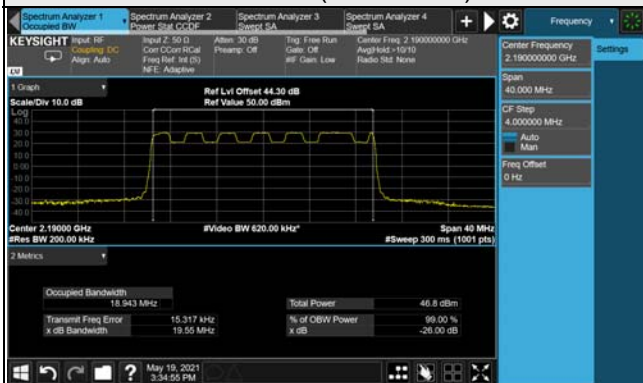
Ch 424000 (2120.0MHz)



Ch 431000 (2155.0MHz)



Ch 438000 (2190.0MHz)



### 16QAM

#### Ch 424000 (2120.0MHz)



#### Ch 431000 (2155.0MHz)



#### Ch 438000 (2190.0MHz)

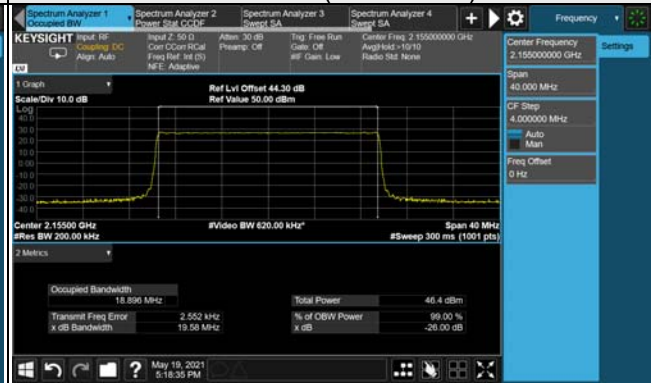


### 64QAM

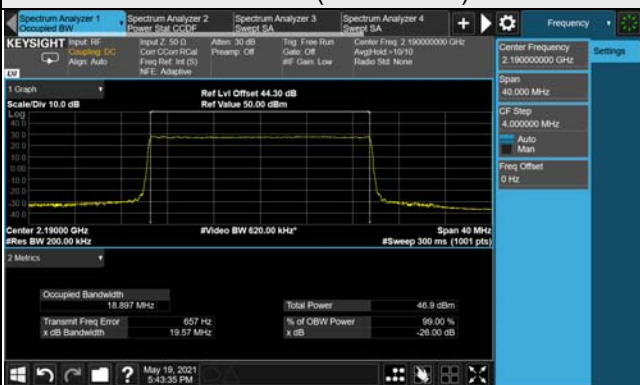
#### Ch 424000 (2120.0MHz)



#### Ch 431000 (2155.0MHz)



#### Ch 438000 (2190.0MHz)



## 256QAM

### Ch 424000 (2120.0MHz)



### Ch 431000 (2155.0MHz)



### Ch 438000 (2190.0MHz)

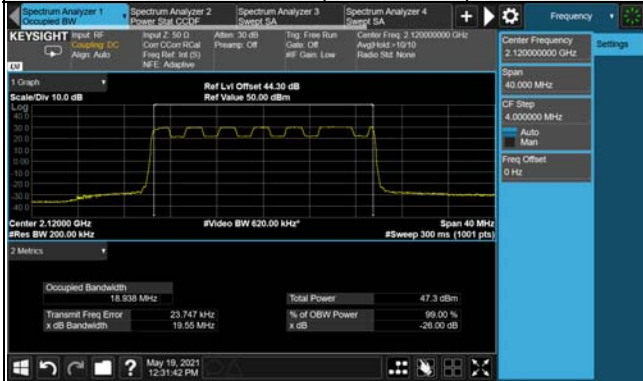




Ant. TX 3

Spectrum Plot of Worst Value  
OCP 99 Bandwidth  
QPSK

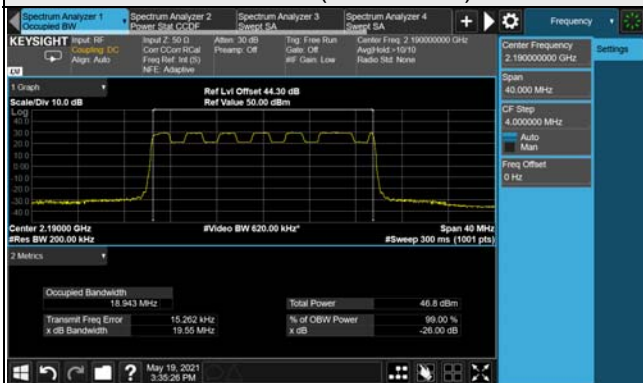
Ch 424000 (2120.0MHz)



Ch 431000 (2155.0MHz)

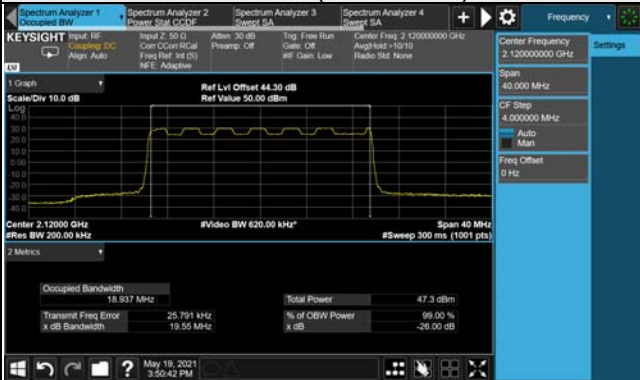


Ch 438000 (2190.0MHz)

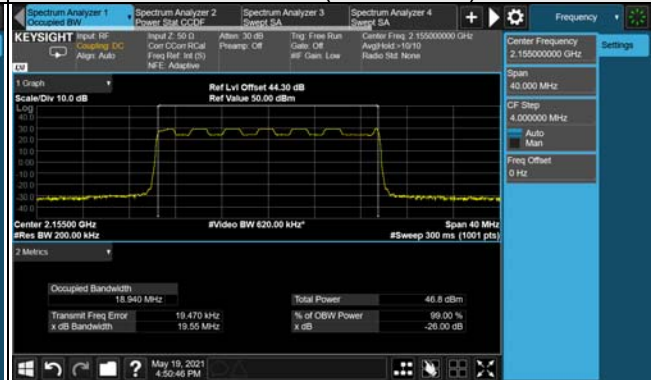


### 16QAM

#### Ch 424000 (2120.0MHz)



#### Ch 431000 (2155.0MHz)



#### Ch 438000 (2190.0MHz)

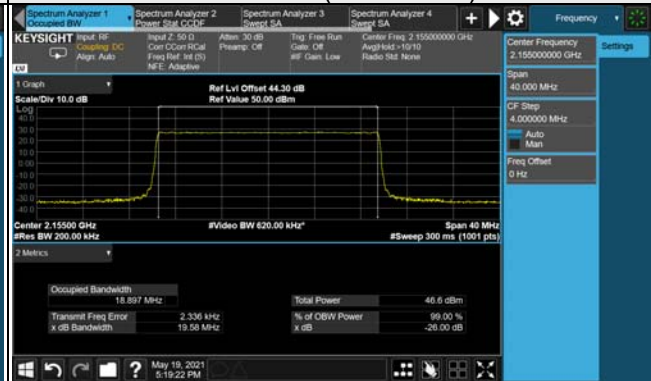


### 64QAM

#### Ch 424000 (2120.0MHz)



#### Ch 431000 (2155.0MHz)



#### Ch 438000 (2190.0MHz)

