

**UHF-RFID Rear Low ch Duty 100%**

Communication System: UID 0, CW (0); Communication System Band: RFID900; Frequency: 902.75 MHz; Duty Cycle: 1:1

Medium parameters used:  $f = 903$  MHz;  $\sigma = 1.035$  S/m;  $\epsilon_r = 53.585$ ;  $\rho = 1000$  kg/m<sup>3</sup>

Phantom section: Flat Section

Measurement Standard: DASY5 (IEEE/IEC/ANSI C63.19-2007)

DASY5 Configuration

Probe: EX3DV4 - SN3922; ConvF(9.77, 9.77, 9.77); Calibrated: 2014/06/13;  $\{\text{Probe: Calibration Date}\}$

Sensor-Surface: 2mm (Mechanical Surface Detection)

Electronics: DAE4 Sn1372; Calibrated: 2013/06/03

Phantom: ELI v5.0 TP1207; Type: QDOVA001BB; Serial: TP:1207

Measurement SW: DASY52, Version 52.8 (8); SEMCAD X Version 14.6.10 (7331)

**Area Scan 2 (81x131x1):** Interpolated grid: dx=1.500 mm, dy=1.500 mm

Maximum value of SAR (interpolated) = 1.57 W/kg

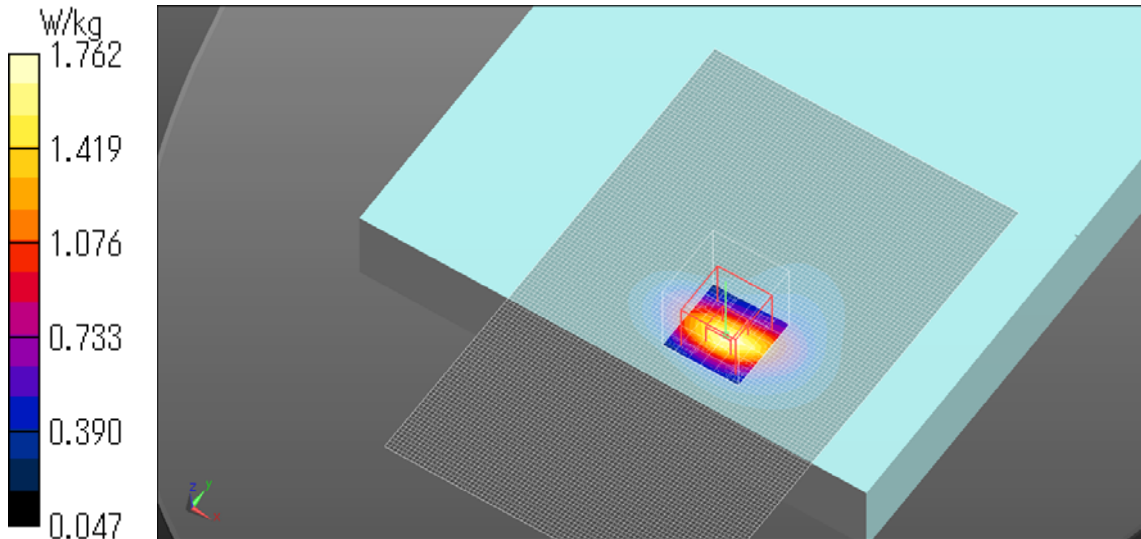
**Zoom Scan (7x7x7)/Cube 0:** Measurement grid: dx=5mm, dy=5mm, dz=5mm

Reference Value = 42.25 V/m; Power Drift = -0.05 dB

Peak SAR (extrapolated) = 2.37 W/kg

**SAR(1 g) = 1.21 W/kg; SAR(10 g) = 0.623 W/kg**

Maximum value of SAR (measured) = 1.76 W/kg



**UHF-RFID Rear Mid ch Duty 100%**

Communication System: UID 0, CW (0); Communication System Band: RFID900; Frequency: 914.75 MHz; Duty Cycle: 1:1

Medium parameters used:  $f = 915$  MHz;  $\sigma = 1.057$  S/m;  $\epsilon_r = 53.579$ ;  $\rho = 1000$  kg/m<sup>3</sup>

Phantom section: Flat Section

Measurement Standard: DASY5 (IEEE/IEC/ANSI C63.19-2007)

DASY5 Configuration

Probe: EX3DV4 - SN3922; ConvF(9.77, 9.77, 9.77); Calibrated: 2014/06/13;  $\{\text{Probe: Calibration Date}\}$

Sensor-Surface: 2mm (Mechanical Surface Detection)

Electronics: DAE4 Sn1372; Calibrated: 2013/06/03

Phantom: ELI v5.0 TP1207; Type: QDOVA001BB; Serial: TP:1207

Measurement SW: DASY52, Version 52.8 (8); SEMCAD X Version 14.6.10 (7331)

**Area Scan (81x131x1):** Interpolated grid: dx=1.500 mm, dy=1.500 mm

Maximum value of SAR (interpolated) = 2.22 W/kg

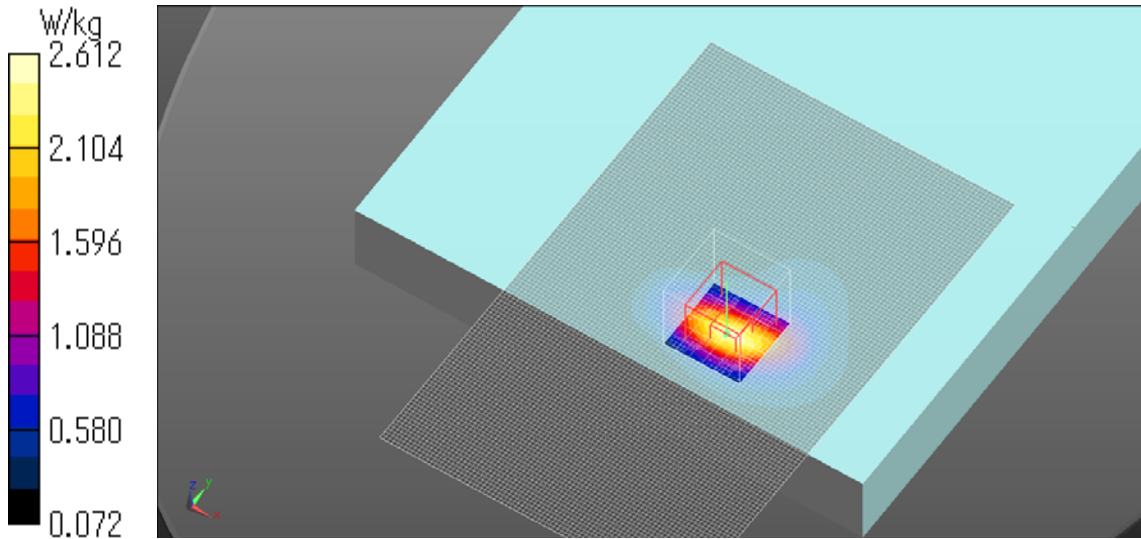
**Zoom Scan (7x7x7)/Cube 0:** Measurement grid: dx=5mm, dy=5mm, dz=5mm

Reference Value = 50.86 V/m; Power Drift = 0.00 dB

Peak SAR (extrapolated) = 3.42 W/kg

**SAR(1 g) = 1.78 W/kg; SAR(10 g) = 0.928 W/kg**

Maximum value of SAR (measured) = 2.61 W/kg



**UHF-RFID Rear High ch Duty 100%**

Communication System: UID 0, CW (0); Communication System Band: RFID900; Frequency: 927.25 MHz; Duty Cycle: 1:1

Medium parameters used (interpolated):  $f = 927.25$  MHz;  $\sigma = 1.066$  S/m;  $\epsilon_r = 53.401$ ;  $\rho = 1000$  kg/m<sup>3</sup>

Phantom section: Flat Section

Measurement Standard: DASY5 (IEEE/IEC/ANSI C63.19-2007)

DASY5 Configuration

Probe: EX3DV4 - SN3922; ConvF(9.77, 9.77, 9.77); Calibrated: 2014/06/13;  $\{Probe: Calibration Date\}$

Sensor-Surface: 2mm (Mechanical Surface Detection)

Electronics: DAE4 Sn1372; Calibrated: 2013/06/03

Phantom: ELI v5.0 TP1207; Type: QDOVA001BB; Serial: TP:1207

Measurement SW: DASY52, Version 52.8 (8); SEMCAD X Version 14.6.10 (7331)

**Area Scan (81x131x1):** Interpolated grid: dx=1.500 mm, dy=1.500 mm

[Info: Interpolated medium parameters used for SAR evaluation.](#)

Maximum value of SAR (interpolated) = 1.77 W/kg

**Zoom Scan (7x7x7)/Cube 0:** Measurement grid: dx=5mm, dy=5mm, dz=5mm


Reference Value = 44.95 V/m; Power Drift = 0.02 dB

Peak SAR (extrapolated) = 2.76 W/kg

**SAR(1 g) = 1.41 W/kg; SAR(10 g) = 0.723 W/kg**

[Info: Interpolated medium parameters used for SAR evaluation.](#)

Maximum value of SAR (measured) = 2.09 W/kg



**UHF-RFID Edge1 Low ch Duty 100%**

Communication System: UID 0, CW (0); Communication System Band: RFID900; Frequency: 902.75 MHz; Duty Cycle: 1:1

Medium parameters used:  $f = 903$  MHz;  $\sigma = 1.039$  S/m;  $\epsilon_r = 54.121$ ;  $\rho = 1000$  kg/m<sup>3</sup>

Phantom section: Flat Section

Measurement Standard: DASY5 (IEEE/IEC/ANSI C63.19-2007)

DASY5 Configuration

Probe: EX3DV4 - SN3922; ConvF(9.77, 9.77, 9.77); Calibrated: 2014/06/13;  $\{\text{Probe: Calibration Date}\}$

Sensor-Surface: 2mm (Mechanical Surface Detection)

Electronics: DAE4 Sn1372; Calibrated: 2014/06/18

Phantom: ELI v5.0 TP1207; Type: QDOVA001BB; Serial: TP:1207

Measurement SW: DASY52, Version 52.8 (8); SEMCAD X Version 14.6.10 (7331)

**Area Scan 3 (61x121x1):** Interpolated grid: dx=1.500 mm, dy=1.500 mm

Maximum value of SAR (interpolated) = 0.0243 W/kg

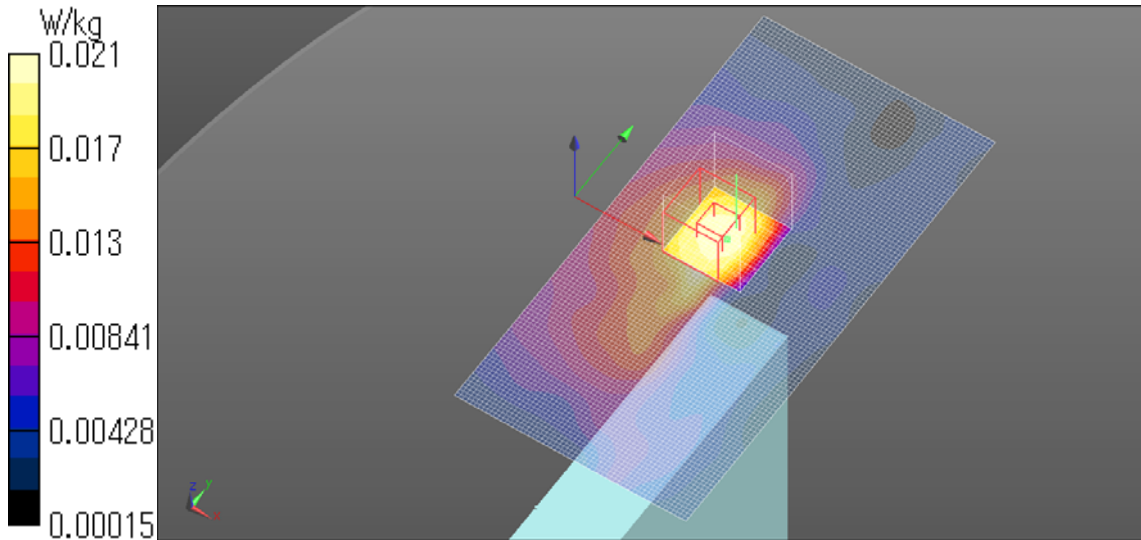
**Zoom Scan (7x7x7)/Cube 0:** Measurement grid: dx=5mm, dy=5mm, dz=5mm

Reference Value = 4.538 V/m; Power Drift = 0.14 dB

Peak SAR (extrapolated) = 0.0240 W/kg

**SAR(1 g) = 0.018 W/kg; SAR(10 g) = 0.013 W/kg**

Maximum value of SAR (measured) = 0.0208 W/kg



**UHF-RFID Edge2 Low ch Duty 100%**

Communication System: UID 0, CW (0); Communication System Band: RFID900; Frequency: 902.75 MHz; Duty Cycle: 1:1

Medium parameters used:  $f = 903$  MHz;  $\sigma = 1.035$  S/m;  $\epsilon_r = 53.585$ ;  $\rho = 1000$  kg/m<sup>3</sup>

Phantom section: Flat Section

Measurement Standard: DASYS5 (IEEE/IEC/ANSI C63.19-2007)

DASY5 Configuration

Probe: EX3DV4 - SN3922; ConvF(9.77, 9.77, 9.77); Calibrated: 2014/06/13;  $\{\text{Probe: Calibration Date}\}$

Sensor-Surface: 2mm (Mechanical Surface Detection)

Electronics: DAE4 Sn1372; Calibrated: 2014/06/18

Phantom: ELI v5.0 TP1207; Type: QDOVA001BB; Serial: TP:1207

Measurement SW: DASYS2, Version 52.8 (8); SEMCAD X Version 14.6.10 (7331)

**Area Scan 2 2 (81x121x1):** Interpolated grid: dx=1.500 mm, dy=1.500 mm

Maximum value of SAR (interpolated) = 0.385 W/kg

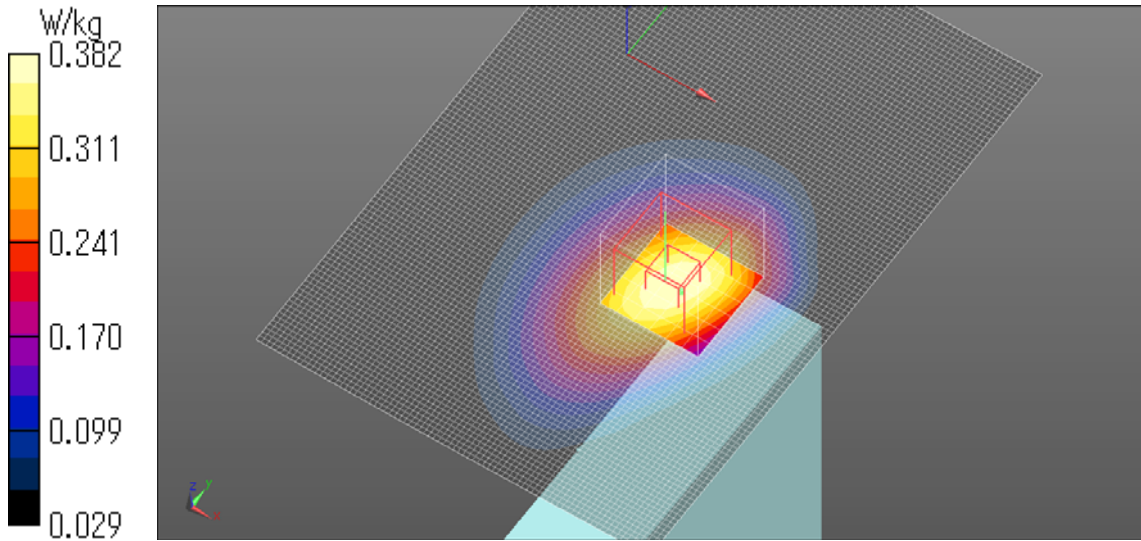
**Zoom Scan (7x7x7)/Cube 0:** Measurement grid: dx=5mm, dy=5mm, dz=5mm

Reference Value = 19.53 V/m; Power Drift = 0.01 dB

Peak SAR (extrapolated) = 0.442 W/kg

**SAR(1 g) = 0.315 W/kg; SAR(10 g) = 0.217 W/kg**

Maximum value of SAR (measured) = 0.382 W/kg



**UHF-RFID Edge3 Low ch Duty 100%**

Communication System: UID 0, CW (0); Communication System Band: RFID900; Frequency: 902.75 MHz; Duty Cycle: 1:1

Medium parameters used:  $f = 903$  MHz;  $\sigma = 1.035$  S/m;  $\epsilon_r = 53.585$ ;  $\rho = 1000$  kg/m<sup>3</sup>

Phantom section: Flat Section

Measurement Standard: DASY5 (IEEE/IEC/ANSI C63.19-2007)

DASY5 Configuration

Probe: EX3DV4 - SN3922; ConvF(9.77, 9.77, 9.77); Calibrated: 2014/06/13;  $\{\text{Probe: Calibration Date}\}$

Sensor-Surface: 2mm (Mechanical Surface Detection)

Electronics: DAE4 Sn1372; Calibrated: 2014/06/18

Phantom: ELI v5.0 TP1207; Type: QDOVA001BB; Serial: TP:1207

Measurement SW: DASY52, Version 52.8 (8); SEMCAD X Version 14.6.10 (7331)

**Area Scan 2 2 (101x141x1):** Interpolated grid: dx=1.500 mm, dy=1.500 mm

Maximum value of SAR (interpolated) = 0.112 W/kg

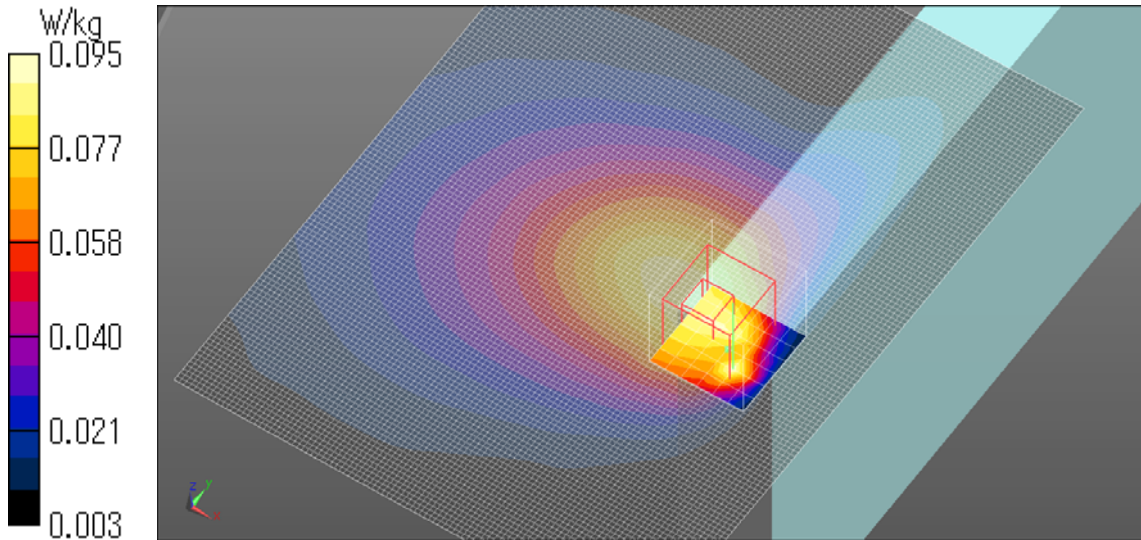
**Zoom Scan (7x7x7)/Cube 0:** Measurement grid: dx=5mm, dy=5mm, dz=5mm

Reference Value = 8.654 V/m; Power Drift = 0.07 dB

Peak SAR (extrapolated) = 0.137 W/kg

**SAR(1 g) = 0.074 W/kg; SAR(10 g) = 0.048 W/kg**

Maximum value of SAR (measured) = 0.0950 W/kg



**UHF-RFID Edge 1 tilt Low ch Duty 100%**

Communication System: UID 0, CW (0); Communication System Band: RFID900; Frequency: 902.75 MHz; Duty Cycle: 1:1

Medium parameters used:  $f = 903$  MHz;  $\sigma = 1.035$  S/m;  $\epsilon_r = 53.585$ ;  $\rho = 1000$  kg/m<sup>3</sup>

Phantom section: Flat Section

Measurement Standard: DASY5 (IEEE/IEC/ANSI C63.19-2007)

DASY5 Configuration

Probe: EX3DV4 - SN3922; ConvF(9.77, 9.77, 9.77); Calibrated: 2014/06/13;  $\{\text{Probe: Calibration Date}\}$

Sensor-Surface: 2mm (Mechanical Surface Detection)

Electronics: DAE4 Sn1372; Calibrated: 2014/06/18

Phantom: ELI v5.0 TP1207; Type: QDOVA001BB; Serial: TP:1207

Measurement SW: DASY52, Version 52.8 (8); SEMCAD X Version 14.6.10 (7331)

**Area Scan 2 2 (81x61x1):** Interpolated grid: dx=1.500 mm, dy=1.500 mm

Maximum value of SAR (interpolated) = 1.11 W/kg

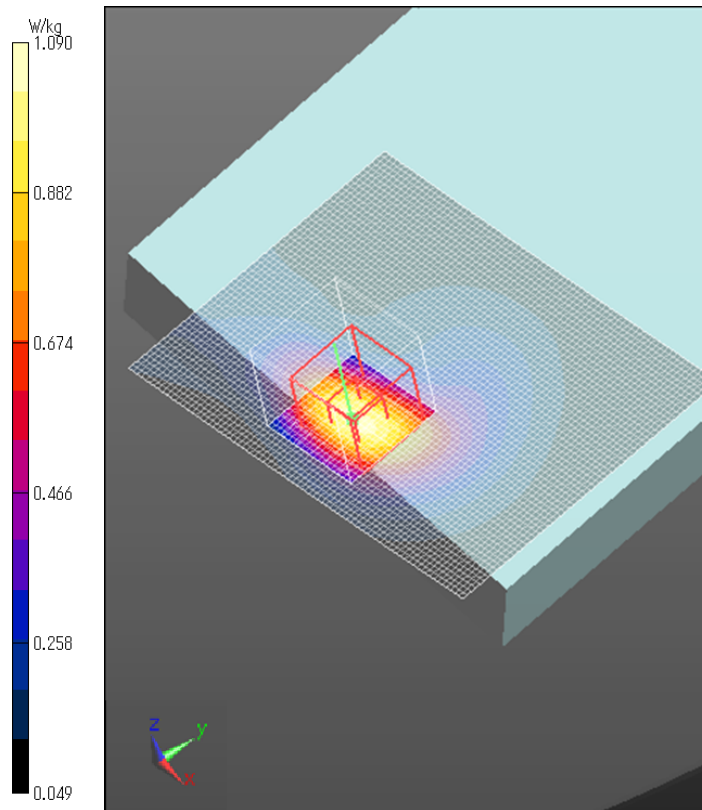
**Zoom Scan (7x7x7)/Cube 0:** Measurement grid: dx=5mm, dy=5mm, dz=5mm

Reference Value = 27.94 V/m; Power Drift = -0.09 dB

Peak SAR (extrapolated) = 1.32 W/kg

**SAR(1 g) = 0.822 W/kg; SAR(10 g) = 0.490 W/kg**

Maximum value of SAR (measured) = 1.09 W/kg



**UHF-RFID Edge 1 tilt Mid ch Duty 100%**

Communication System: UID 0, CW (0); Communication System Band: RFID900; Frequency: 914.75 MHz; Duty Cycle: 1:1

Medium parameters used:  $f = 915$  MHz;  $\sigma = 1.057$  S/m;  $\epsilon_r = 53.579$ ;  $\rho = 1000$  kg/m<sup>3</sup>

Phantom section: Flat Section

Measurement Standard: DASY5 (IEEE/IEC/ANSI C63.19-2007)

DASY5 Configuration

Probe: EX3DV4 - SN3922; ConvF(9.77, 9.77, 9.77); Calibrated: 2014/06/13;  $\{\text{Probe: Calibration Date}\}$

Sensor-Surface: 2mm (Mechanical Surface Detection)

Electronics: DAE4 Sn1372; Calibrated: 2014/06/18

Phantom: ELI v5.0 TP1207; Type: QDOVA001BB; Serial: TP:1207

Measurement SW: DASY52, Version 52.8 (8); SEMCAD X Version 14.6.10 (7331)

**Area Scan 2 2 (81x61x1):** Interpolated grid: dx=1.500 mm, dy=1.500 mm

Maximum value of SAR (interpolated) = 1.42 W/kg

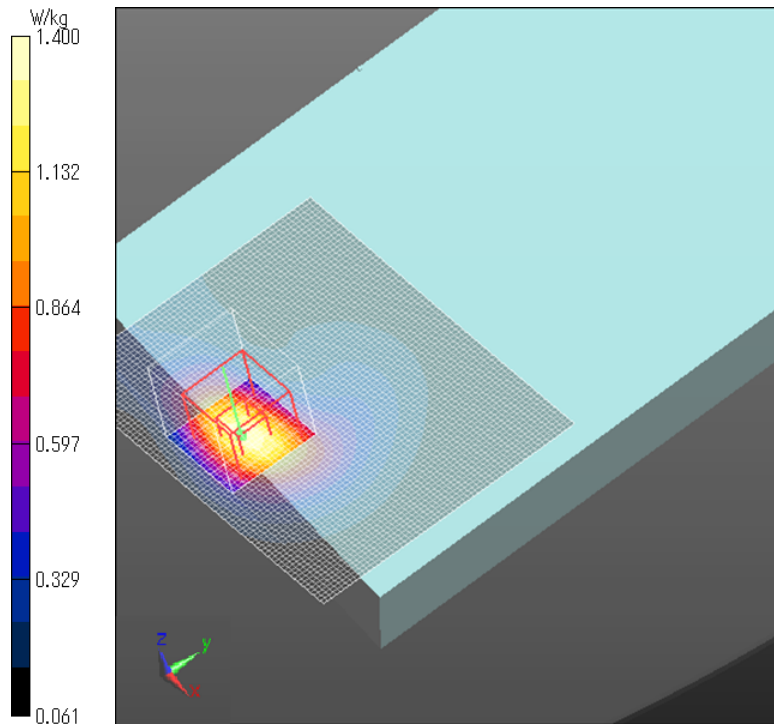
**Zoom Scan (7x7x7)/Cube 0:** Measurement grid: dx=5mm, dy=5mm, dz=5mm

Reference Value = 37.22 V/m; Power Drift = 0.00 dB

Peak SAR (extrapolated) = 1.72 W/kg

**SAR(1 g) = 1.06 W/kg; SAR(10 g) = 0.627 W/kg**

Maximum value of SAR (measured) = 1.40 W/kg





**UHF-RFID Edge 1 tilt High ch Duty 100%**

Communication System: UID 0, CW (0); Communication System Band: RFID900; Frequency: 927.25 MHz; Duty Cycle: 1:1

Medium parameters used (interpolated):  $f = 927.25$  MHz;  $\sigma = 1.066$  S/m;  $\epsilon_r = 53.401$ ;  $\rho = 1000$  kg/m<sup>3</sup>

Phantom section: Flat Section

Measurement Standard: DASY5 (IEEE/IEC/ANSI C63.19-2007)

DASY5 Configuration

Probe: EX3DV4 - SN3922; ConvF(9.77, 9.77, 9.77); Calibrated: 2014/06/13;  $\{\text{Probe: Calibration Date}\}$

Sensor-Surface: 2mm (Mechanical Surface Detection)

Electronics: DAE4 Sn1372; Calibrated: 2014/06/18

Phantom: ELI v5.0 TP1207; Type: QDOVA001BB; Serial: TP:1207

Measurement SW: DASY52, Version 52.8 (8); SEMCAD X Version 14.6.10 (7331)

**Area Scan 2 2 (81x61x1):** Interpolated grid: dx=1.500 mm, dy=1.500 mm

[Info: Interpolated medium parameters used for SAR evaluation.](#)

Maximum value of SAR (interpolated) = 0.959 W/kg

**Zoom Scan (7x7x7)/Cube 0:** Measurement grid: dx=5mm, dy=5mm, dz=5mm

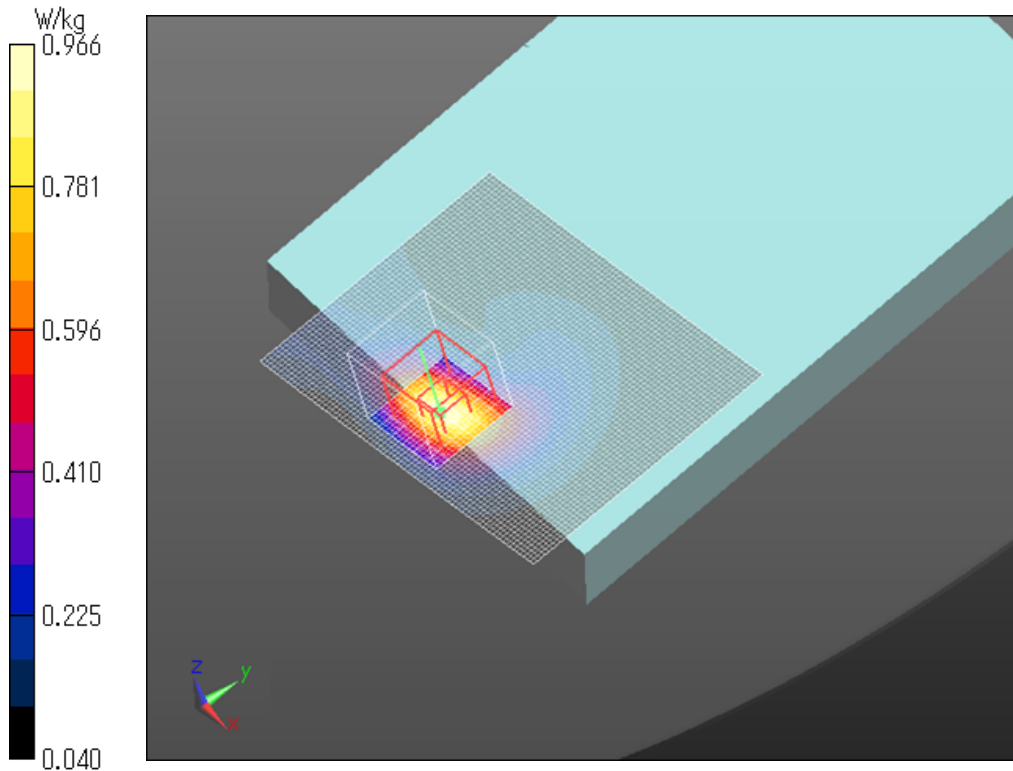
Reference Value = 30.68 V/m; Power Drift = 0.02 dB

Peak SAR (extrapolated) = 1.18 W/kg

**SAR(1 g) = 0.723 W/kg; SAR(10 g) = 0.424 W/kg**

[Info: Interpolated medium parameters used for SAR evaluation.](#)

Maximum value of SAR (measured) = 0.966 W/kg



**UHF-RFID Edge 2 tilt Low ch Duty 100%**

Communication System: UID 0, CW (0); Communication System Band: RFID900; Frequency: 902.75 MHz; Duty Cycle: 1:1

Medium parameters used:  $f = 903$  MHz;  $\sigma = 1.035$  S/m;  $\epsilon_r = 53.585$ ;  $\rho = 1000$  kg/m<sup>3</sup>

Phantom section: Flat Section

Measurement Standard: DASYS5 (IEEE/IEC/ANSI C63.19-2007)

DASY5 Configuration

Probe: EX3DV4 - SN3922; ConvF(9.77, 9.77, 9.77); Calibrated: 2014/06/13;  $\{Probe: Calibration Date\}$

Sensor-Surface: 2mm (Mechanical Surface Detection)

Electronics: DAE4 Sn1372; Calibrated: 2014/06/18

Phantom: ELI v5.0 TP1207; Type: QDOVA001BB; Serial: TP:1207

Measurement SW: DASYS2, Version 52.8 (8); SEMCAD X Version 14.6.10 (7331)

**Area Scan 2 2 (61x81x1):** Interpolated grid: dx=1.500 mm, dy=1.500 mm

Maximum value of SAR (interpolated) = 2.09 W/kg


**Zoom Scan (7x7x7)/Cube 0:** Measurement grid: dx=5mm, dy=5mm, dz=5mm

Reference Value = 39.52 V/m; Power Drift = 0.07 dB

Peak SAR (extrapolated) = 2.60 W/kg

**SAR(1 g) = 1.58 W/kg; SAR(10 g) = 0.957 W/kg**

Maximum value of SAR (measured) = 2.12 W/kg



**UHF-RFID Edge 2 tilt Mid ch Duty 100%**

Communication System: UID 0, CW (0); Communication System Band: RFID900; Frequency: 914.75 MHz; Duty Cycle: 1:1

Medium parameters used:  $f = 915$  MHz;  $\sigma = 1.057$  S/m;  $\epsilon_r = 53.579$ ;  $\rho = 1000$  kg/m<sup>3</sup>

Phantom section: Flat Section

Measurement Standard: DASYS (IEEE/IEC/ANSI C63.19-2007)

DASY5 Configuration

Probe: EX3DV4 - SN3922; ConvF(9.77, 9.77, 9.77); Calibrated: 2014/06/13;  $\{\text{Probe: Calibration Date}\}$

Sensor-Surface: 2mm (Mechanical Surface Detection)

Electronics: DAE4 Sn1372; Calibrated: 2014/06/18

Phantom: ELI v5.0 TP1207; Type: QDOVA001BB; Serial: TP:1207

Measurement SW: DASYS2, Version 52.8 (8); SEMCAD X Version 14.6.10 (7331)

**Area Scan 2 2 (61x81x1):** Interpolated grid: dx=1.500 mm, dy=1.500 mm

Maximum value of SAR (interpolated) = 2.13 W/kg


**Zoom Scan (7x7x7)/Cube 0:** Measurement grid: dx=5mm, dy=5mm, dz=5mm

Reference Value = 44.96 V/m; Power Drift = -0.11 dB

Peak SAR (extrapolated) = 2.50 W/kg

**SAR(1 g) = 1.52 W/kg; SAR(10 g) = 0.914 W/kg**

Maximum value of SAR (measured) = 2.04 W/kg



**UHF-RFID Edge 2 tilt High ch Duty 100%**

Communication System: UID 0, CW (0); Communication System Band: RFID900; Frequency: 927.25 MHz; Duty Cycle: 1:1

Medium parameters used (interpolated):  $f = 927.25$  MHz;  $\sigma = 1.066$  S/m;  $\epsilon_r = 53.401$ ;  $\rho = 1000$  kg/m<sup>3</sup>

Phantom section: Flat Section

Measurement Standard: DASY5 (IEEE/IEC/ANSI C63.19-2007)

DASY5 Configuration

Probe: EX3DV4 - SN3922; ConvF(9.77, 9.77, 9.77); Calibrated: 2014/06/13;  $\{Probe: Calibration Date\}$

Sensor-Surface: 2mm (Mechanical Surface Detection)

Electronics: DAE4 Sn1372; Calibrated: 2014/06/18

Phantom: ELI v5.0 TP1207; Type: QDOVA001BB; Serial: TP:1207

Measurement SW: DASY52, Version 52.8 (8); SEMCAD X Version 14.6.10 (7331)

**Area Scan 2 2 (61x81x1):** Interpolated grid: dx=1.500 mm, dy=1.500 mm

[Info: Interpolated medium parameters used for SAR evaluation.](#)

Maximum value of SAR (interpolated) = 1.57 W/kg

**Zoom Scan (7x7x7)/Cube 0:** Measurement grid: dx=5mm, dy=5mm, dz=5mm


Reference Value = 38.94 V/m; Power Drift = 0.02 dB

Peak SAR (extrapolated) = 1.91 W/kg

**SAR(1 g) = 1.15 W/kg; SAR(10 g) = 0.690 W/kg**

[Info: Interpolated medium parameters used for SAR evaluation.](#)

Maximum value of SAR (measured) = 1.55 W/kg



**UHF-RFID Edge 3 tilt Low ch Duty 100%**

Communication System: UID 0, CW (0); Communication System Band: RFID900; Frequency: 902.75 MHz; Duty Cycle: 1:1

Medium parameters used:  $f = 903$  MHz;  $\sigma = 1.035$  S/m;  $\epsilon_r = 53.585$ ;  $\rho = 1000$  kg/m<sup>3</sup>

Phantom section: Flat Section

Measurement Standard: DASY5 (IEEE/IEC/ANSI C63.19-2007)

DASY5 Configuration

Probe: EX3DV4 - SN3922; ConvF(9.77, 9.77, 9.77); Calibrated: 2014/06/13;  $\{\text{Probe: Calibration Date}\}$

Sensor-Surface: 2mm (Mechanical Surface Detection)

Electronics: DAE4 Sn1372; Calibrated: 2014/06/18

Phantom: ELI v5.0 TP1207; Type: QDOVA001BB; Serial: TP:1207

Measurement SW: DASY52, Version 52.8 (8); SEMCAD X Version 14.6.10 (7331)

**Area Scan 2 2 (81x61x1):** Interpolated grid: dx=1.500 mm, dy=1.500 mm

Maximum value of SAR (interpolated) = 2.72 W/kg

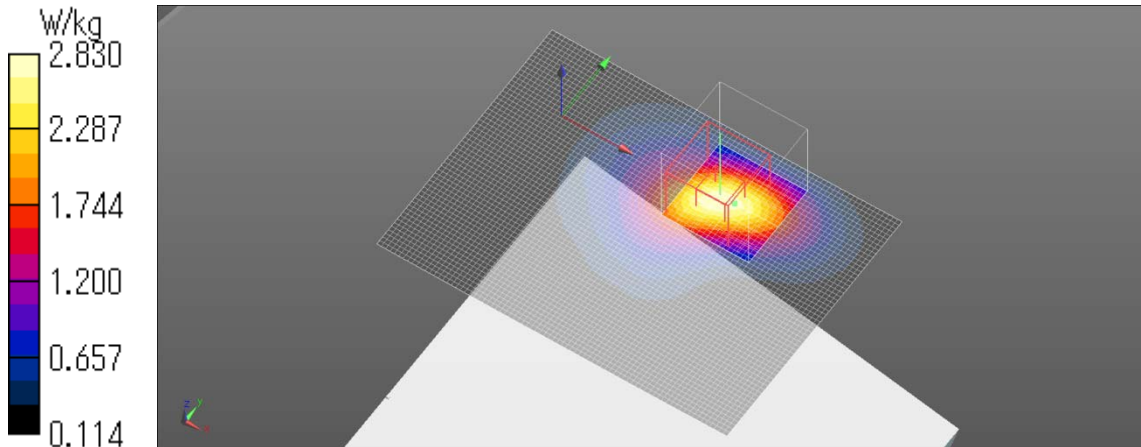
**Zoom Scan (7x7x7)/Cube 0:** Measurement grid: dx=5mm, dy=5mm, dz=5mm

Reference Value = 52.71 V/m; Power Drift = 0.11 dB

Peak SAR (extrapolated) = 3.62 W/kg

**SAR(1 g) = 2.11 W/kg; SAR(10 g) = 1.22 W/kg**

Maximum value of SAR (measured) = 2.83 W/kg



**UHF-RFID Edge 3 tilt Mid ch Duty 100%**

Communication System: UID 0, CW (0); Communication System Band: RFID900; Frequency: 914.75 MHz; Duty Cycle: 1:1

Medium parameters used:  $f = 915$  MHz;  $\sigma = 1.057$  S/m;  $\epsilon_r = 53.579$ ;  $\rho = 1000$  kg/m<sup>3</sup>

Phantom section: Flat Section

Measurement Standard: DASY5 (IEEE/IEC/ANSI C63.19-2007)

DASY5 Configuration

Probe: EX3DV4 - SN3922; ConvF(9.77, 9.77, 9.77); Calibrated: 2014/06/13;  $\{\text{Probe: Calibration Date}\}$

Sensor-Surface: 2mm (Mechanical Surface Detection)

Electronics: DAE4 Sn1372; Calibrated: 2014/06/18

Phantom: ELI v5.0 TP1207; Type: QDOVA001BB; Serial: TP:1207

Measurement SW: DASY52, Version 52.8 (8); SEMCAD X Version 14.6.10 (7331)

**Area Scan 2 2 (81x61x1):** Interpolated grid: dx=1.500 mm, dy=1.500 mm

Maximum value of SAR (interpolated) = 2.90 W/kg

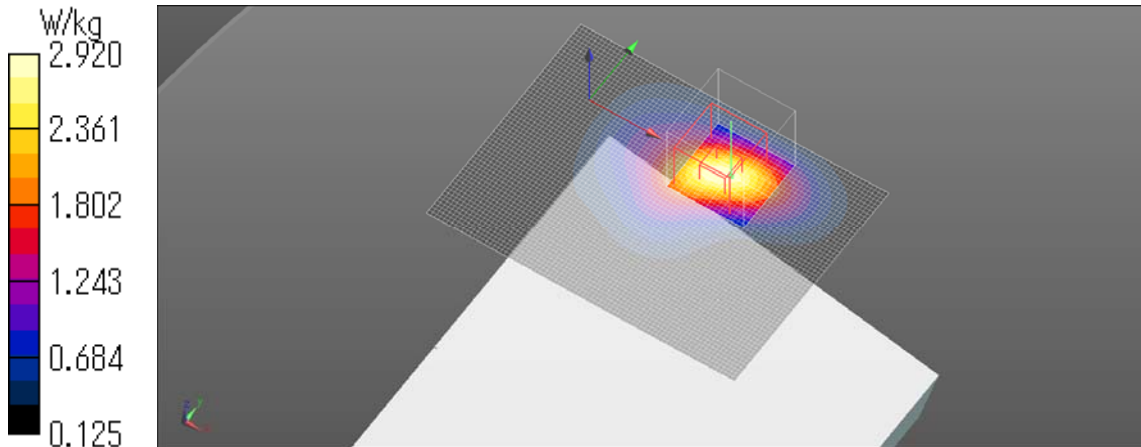
**Zoom Scan (7x7x7)/Cube 0:** Measurement grid: dx=5mm, dy=5mm, dz=5mm

Reference Value = 54.05 V/m; Power Drift = -0.07 dB

Peak SAR (extrapolated) = 3.71 W/kg

**SAR(1 g) = 2.17 W/kg; SAR(10 g) = 1.27 W/kg**

Maximum value of SAR (measured) = 2.92 W/kg



**UHF-RFID Edge 3 tilt High ch Duty 100%**

Communication System: UID 0, CW (0); Communication System Band: RFID900; Frequency: 927.25 MHz; Duty Cycle: 1:1

Medium parameters used (interpolated):  $f = 927.25$  MHz;  $\sigma = 1.066$  S/m;  $\epsilon_r = 53.401$ ;  $\rho = 1000$  kg/m<sup>3</sup>

Phantom section: Flat Section

Measurement Standard: DASY5 (IEEE/IEC/ANSI C63.19-2007)

DASY5 Configuration

Probe: EX3DV4 - SN3922; ConvF(9.77, 9.77, 9.77); Calibrated: 2014/06/13;  $\{\text{Probe: Calibration Date}\}$

Sensor-Surface: 2mm (Mechanical Surface Detection)

Electronics: DAE4 Sn1372; Calibrated: 2014/06/18

Phantom: ELI v5.0 TP1207; Type: QDOVA001BB; Serial: TP:1207

Measurement SW: DASY52, Version 52.8 (8); SEMCAD X Version 14.6.10 (7331)

**Area Scan 2 2 (81x61x1):** Interpolated grid: dx=1.500 mm, dy=1.500 mm

[Info: Interpolated medium parameters used for SAR evaluation.](#)

Maximum value of SAR (interpolated) = 2.22 W/kg

**Zoom Scan (7x7x7)/Cube 0:** Measurement grid: dx=5mm, dy=5mm, dz=5mm

Reference Value = 47.34 V/m; Power Drift = 0.05 dB

Peak SAR (extrapolated) = 2.92 W/kg

**SAR(1 g) = 1.72 W/kg; SAR(10 g) = 0.999 W/kg**

[Info: Interpolated medium parameters used for SAR evaluation.](#)

Maximum value of SAR (measured) = 2.31 W/kg

