

**SystemPerformanceCheck-D900 20141016**

Communication System: UID 0, CW (0); Communication System Band: D900 (900.0 MHz); Frequency: 900 MHz; Duty Cycle: 1:1

Medium parameters used:  $f = 900$  MHz;  $\sigma = 1.035$  S/m;  $\epsilon_r = 53.723$ ;  $\rho = 1000$  kg/m<sup>3</sup>

Phantom section: Flat Section

Measurement Standard: DASY5 (IEEE/IEC/ANSI C63.19-2007)

DASY5 Configuration

Probe: EX3DV4 - SN3922; ConvF(9.77, 9.77, 9.77); Calibrated: 2014/06/13;

Sensor-Surface: 2mm (Mechanical Surface Detection)

Electronics: DAE4 Sn1372; Calibrated: 2014/06/18

Phantom: ELI v5.0 TP1207; Type: QDOVA001BB; Serial: TP:1207

Measurement SW: DASY52, Version 52.8 (8); SEMCAD X Version 14.6.10 (7331)

**Area Scan (61x61x1):** Interpolated grid: dx=1.500 mm, dy=1.500 mm

Maximum value of SAR (interpolated) = 3.08 W/kg

**Zoom Scan (7x7x7) (7x7x7)/Cube 0:** Measurement grid: dx=5mm, dy=5mm, dz=5mm

Reference Value = 54.69 V/m; Power Drift = 0.08 dB

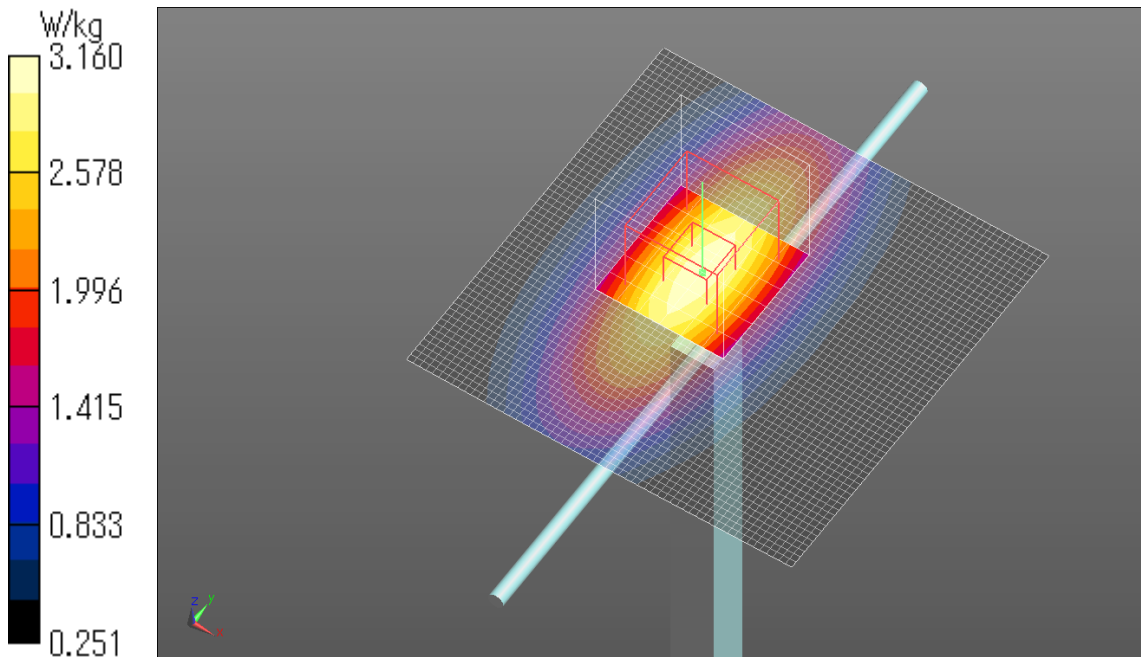
Peak SAR (extrapolated) = 3.73 W/kg

**SAR(1 g) = 2.48 W/kg; SAR(10 g) = 1.6 W/kg**

Maximum value of SAR (measured) = 3.16 W/kg

Date: 2014/10/16

Ambient Temp. : 24.0 degree.C. Liquid Temp.; 23.5 degree.C.



**SystemPerformanceCheck-D900 20141016**

Communication System: UID 0, CW (0); Communication System Band: D900 (900.0 MHz); Frequency: 900 MHz; Duty Cycle: 1:1

Medium parameters used:  $f = 900$  MHz;  $\sigma = 1.035$  S/m;  $\epsilon_r = 53.723$ ;  $\rho = 1000$  kg/m<sup>3</sup>

Phantom section: Flat Section

Measurement Standard: DASYS5 (IEEE/IEC/ANSI C63.19-2007)

DASY5 Configuration

Probe: EX3DV4 - SN3922; ConvF(9.77, 9.77, 9.77); Calibrated: 2014/06/13;

Sensor-Surface: 0mm (Fix Surface)

Electronics: DAE4 Sn1372; Calibrated: 2014/06/18

Phantom: ELI v5.0 TP1207; Type: QDOVA001BB; Serial: TP:1207

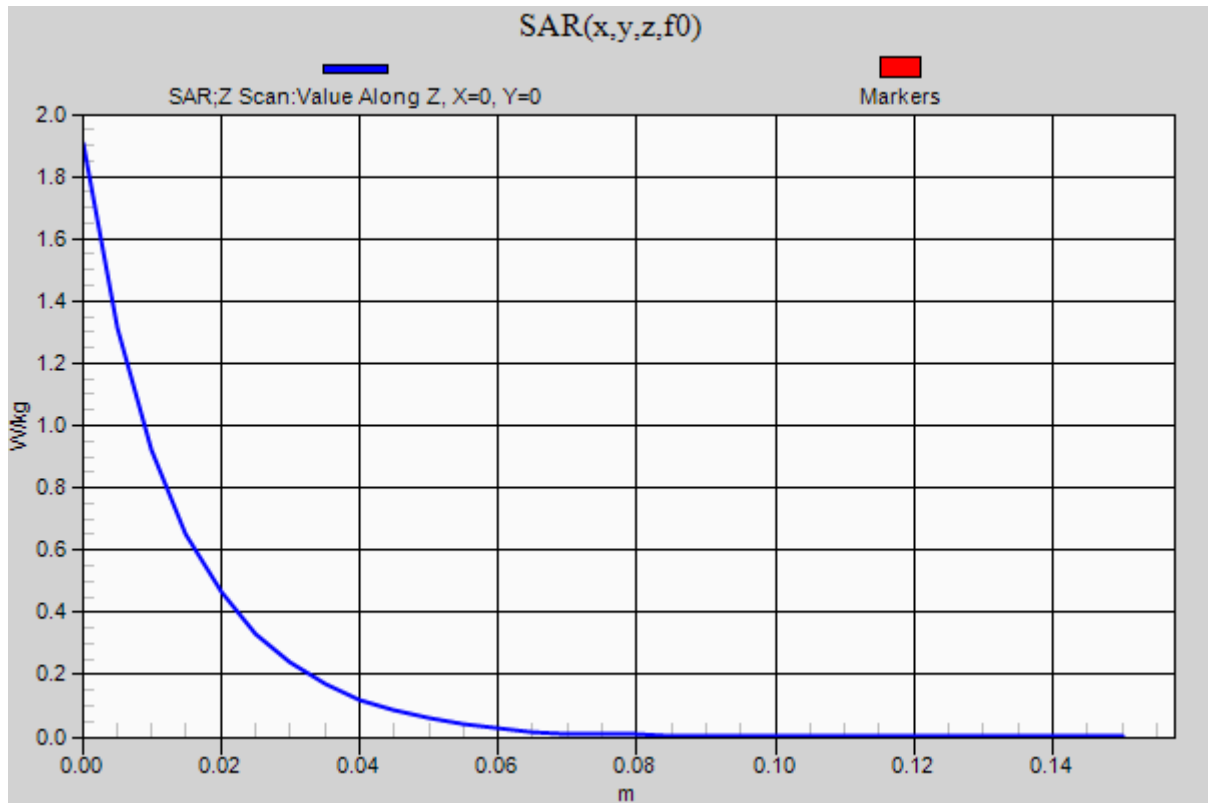
Measurement SW: DASYS2, Version 52.8 (8); SEMCAD X Version 14.6.10 (7331)

**Z Scan (1x1x31):** Measurement grid: dx=20mm, dy=20mm, dz=5mm

Maximum value of SAR (measured) = 1.90 W/kg

Date: 2014/10/16

Ambient Temp. : 24.0 degree.C. Liquid Temp.; 23.5 degree.C.



**SystemPerformanceCheck-D900 20141024**

Communication System: UID 0, CW (0); Communication System Band: D900 (900.0 MHz); Frequency: 900 MHz; Duty Cycle: 1:1

Medium parameters used:  $f = 900$  MHz;  $\sigma = 1.037$  S/m;  $\epsilon_r = 54.324$ ;  $\rho = 1000$  kg/m<sup>3</sup>

Phantom section: Flat Section

Measurement Standard: DASY5 (IEEE/IEC/ANSI C63.19-2007)

DASY5 Configuration

Probe: EX3DV4 - SN3922; ConvF(9.77, 9.77, 9.77); Calibrated: 2014/06/13;  $\{\text{Probe: Calibration Date}\}$

Sensor-Surface: 2mm (Mechanical Surface Detection)

Electronics: DAE4 Sn1372; Calibrated: 2014/06/18

Phantom: ELI v5.0 TP1207; Type: QDOVA001BB; Serial: TP:1207

Measurement SW: DASY52, Version 52.8 (8); SEMCAD X Version 14.6.10 (7331)

**Area Scan (61x61x1):** Interpolated grid: dx=1.500 mm, dy=1.500 mm

Maximum value of SAR (interpolated) = 3.19 W/kg

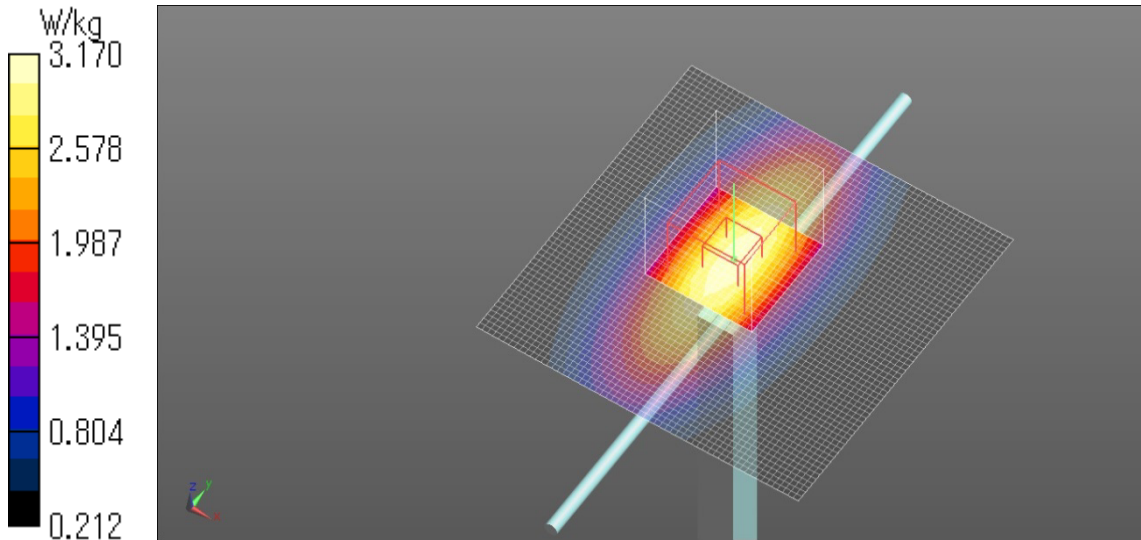
**Zoom Scan (7x7x7) (7x7x7)/Cube 0:** Measurement grid: dx=5mm, dy=5mm, dz=5mm

Reference Value = 56.82 V/m; Power Drift = -0.01 dB

Peak SAR (extrapolated) = 3.76 W/kg

**SAR(1 g) = 2.48 W/kg; SAR(10 g) = 1.59 W/kg**

Maximum value of SAR (measured) = 3.17 W/kg



**SystemPerformanceCheck-D900 20141024**

Communication System: UID 0, CW (0); Communication System Band: D900 (900.0 MHz); Frequency: 900 MHz; Duty Cycle: 1:1

Medium parameters used:  $f = 900$  MHz;  $\sigma = 1.037$  S/m;  $\epsilon_r = 54.324$ ;  $\rho = 1000$  kg/m<sup>3</sup>

Phantom section: Flat Section

Measurement Standard: DASYS5 (IEEE/IEC/ANSI C63.19-2007)

DASY5 Configuration

Probe: EX3DV4 - SN3922; ConvF(9.77, 9.77, 9.77); Calibrated: 2014/06/13;  $\{Probe: Calibration Date\}$

Sensor-Surface: 2mm (Mechanical Surface Detection)

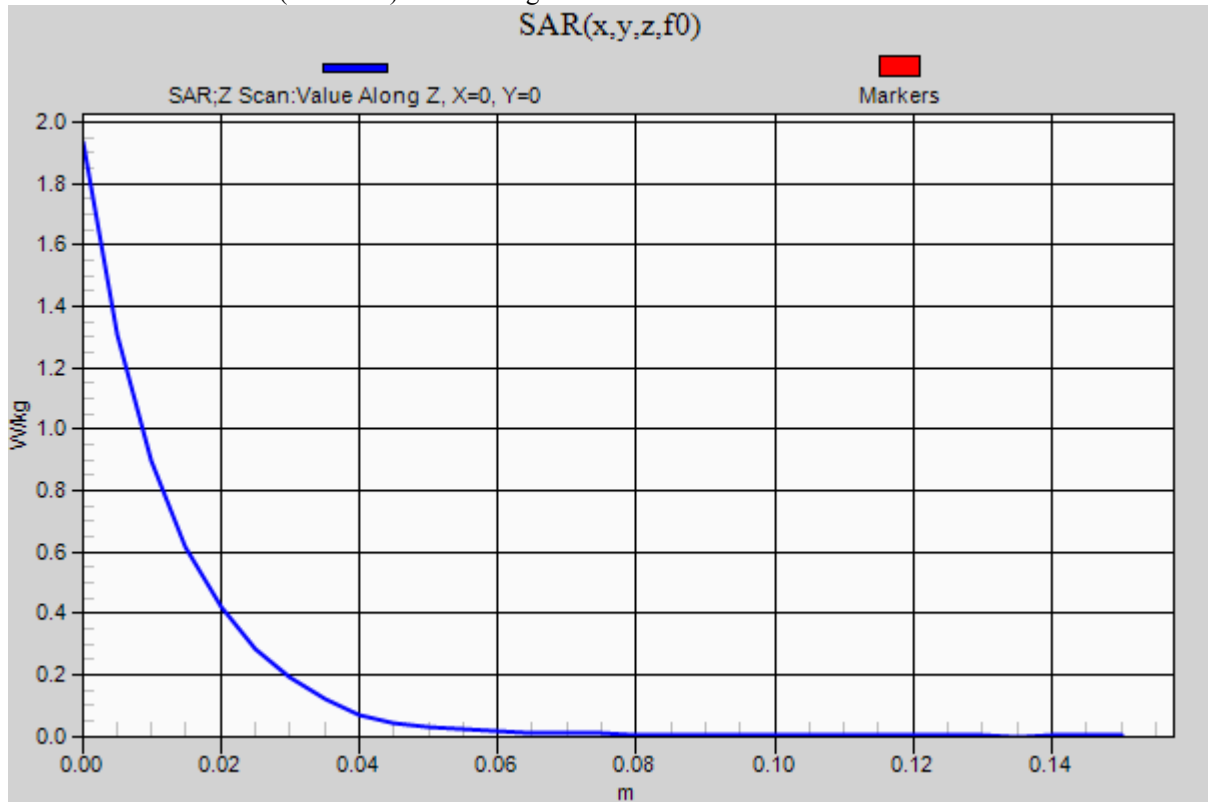
Electronics: DAE4 Sn1372; Calibrated: 2014/06/18

Phantom: ELI v5.0 TP1207; Type: QDOVA001BB; Serial: TP:1207

Measurement SW: DASYS5, Version 52.8 (8); SEMCAD X Version 14.6.10 (7331)

**Z Scan (1x1x31):** Measurement grid: dx=20mm, dy=20mm, dz=5mm

Maximum value of SAR (measured) = 1.93 W/kg



**SystemPerformanceCheck-D900 20141106**

Communication System: UID 0, CW (0); Communication System Band: D900 (900.0 MHz); Frequency: 900 MHz; Duty Cycle: 1:1

Medium parameters used:  $f = 900$  MHz;  $\sigma = 1.041$  S/m;  $\epsilon_r = 54.411$ ;  $\rho = 1000$  kg/m<sup>3</sup>

Phantom section: Flat Section

Measurement Standard: DASYS5 (IEEE/IEC/ANSI C63.19-2007)

DASY5 Configuration

Probe: EX3DV4 - SN3922; ConvF(9.77, 9.77, 9.77); Calibrated: 2014/06/13;  $\{\text{Probe: Calibration Date}\}$

Sensor-Surface: 2mm (Mechanical Surface Detection)

Electronics: DAE4 Sn1372; Calibrated: 2014/06/18

Phantom: ELI v5.0 TP1207; Type: QDOVA001BB; Serial: TP:1207

Measurement SW: DASYS5, Version 52.8 (8); SEMCAD X Version 14.6.10 (7331)

**Area Scan (61x61x1):** Interpolated grid: dx=1.500 mm, dy=1.500 mm

Maximum value of SAR (interpolated) = 3.08 W/kg

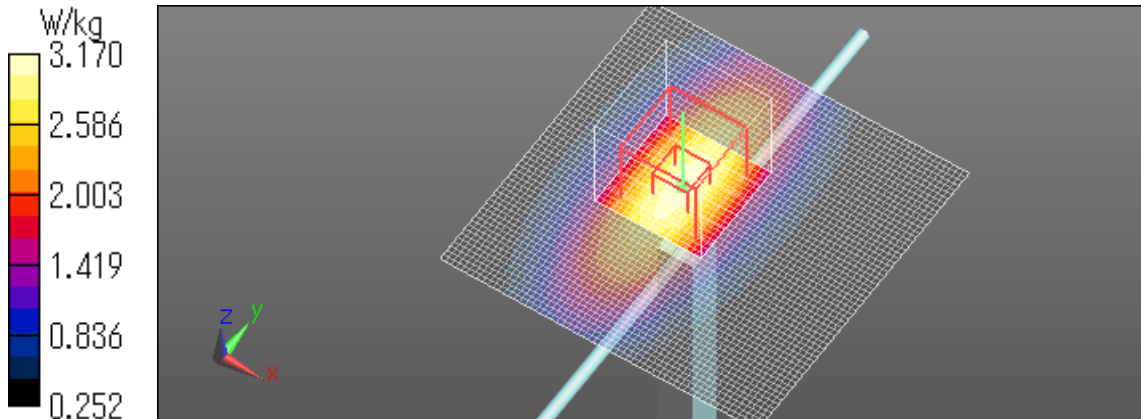
**Zoom Scan (7x7x7) (7x7x7)/Cube 0:** Measurement grid: dx=5mm, dy=5mm, dz=5mm

Reference Value = 54.69 V/m; Power Drift = 0.08 dB

Peak SAR (extrapolated) = 3.74 W/kg

**SAR(1 g) = 2.48 W/kg; SAR(10 g) = 1.61 W/kg**

Maximum value of SAR (measured) = 3.17 W/kg



**SystemPerformanceCheck-D900 20141106**

Communication System: UID 0, CW (0); Communication System Band: D900 (900.0 MHz); Frequency: 900 MHz; Duty Cycle: 1:1

Medium parameters used:  $f = 900$  MHz;  $\sigma = 1.041$  S/m;  $\epsilon_r = 54.411$ ;  $\rho = 1000$  kg/m<sup>3</sup>

Phantom section: Flat Section

Measurement Standard: DASY5 (IEEE/IEC/ANSI C63.19-2007)

DASY5 Configuration

Probe: EX3DV4 - SN3922; ConvF(9.77, 9.77, 9.77); Calibrated: 2014/06/13;  $\{\text{Probe: Calibration Date}\}$

Sensor-Surface: 2mm (Mechanical Surface Detection)

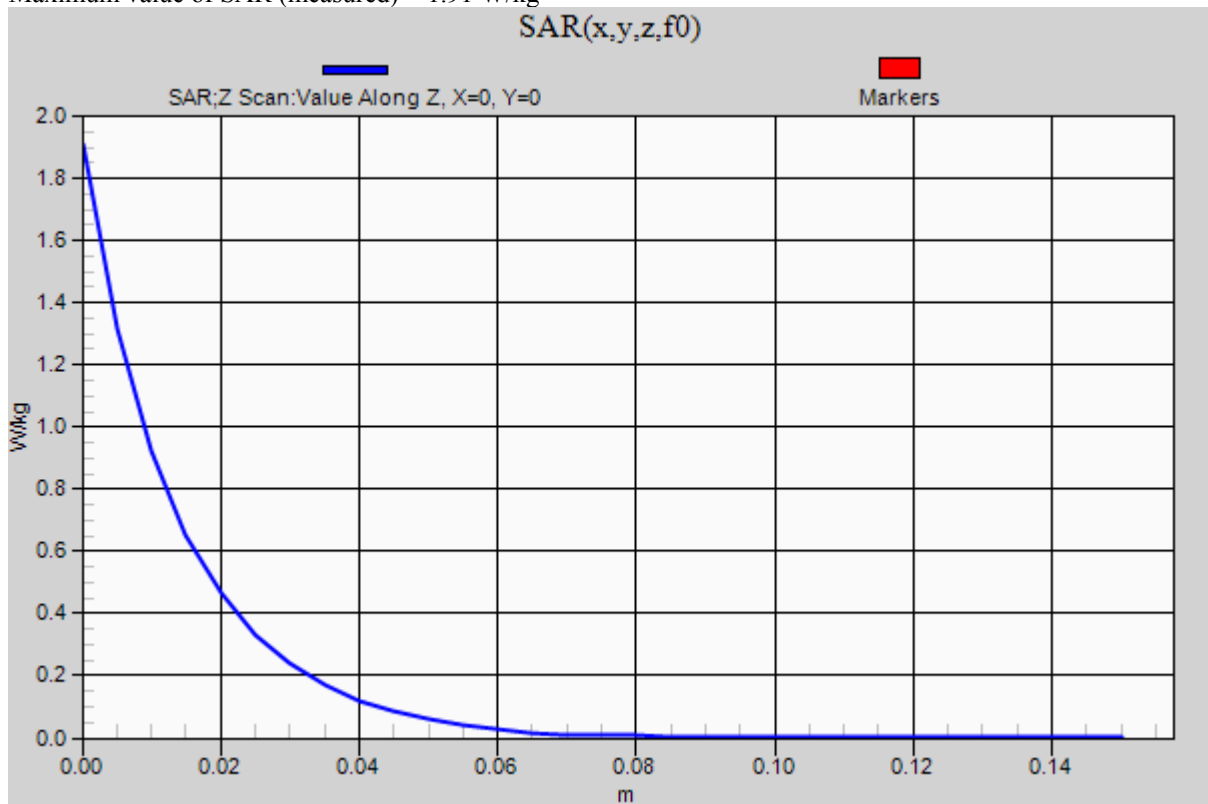
Electronics: DAE4 Sn1372; Calibrated: 2014/06/18

Phantom: ELI v5.0 TP1207; Type: QDOVA001BB; Serial: TP:1207

Measurement SW: DASY52, Version 52.8 (8); SEMCAD X Version 14.6.10 (7331)

**Z Scan (1x1x31):** Measurement grid: dx=20mm, dy=20mm, dz=5mm

Maximum value of SAR (measured) = 1.91 W/kg



**SAR2\_1800 system check 20141110**

Communication System: UID 0, CW (0); Communication System Band: D1800 (1800.0 MHz);

Frequency: 1800 MHz; Duty Cycle: 1:1

Medium parameters used:  $f = 1800$  MHz;  $\sigma = 1.553$  S/m;  $\epsilon_r = 52.605$ ;  $\rho = 1000$  kg/m<sup>3</sup>

Phantom section: Flat Section

Measurement Standard: DASY5 (IEEE/IEC/ANSI C63.19-2007)

DASY5 Configuration

Probe: EX3DV4 - SN3922; ConvF(7.96, 7.96, 7.96); Calibrated: 2014/06/13;  $\{\text{Probe: Calibration Date}\}$

Sensor-Surface: 2mm (Mechanical Surface Detection (Locations From Previous Scan Used)),

Sensor-Surface: 2mm (Mechanical Surface Detection)

Electronics: DAE4 Sn1372; Calibrated: 2014/06/18

Phantom: ELI v5.0 TP1207; Type: QDOVA001BB; Serial: TP:1207

Measurement SW: DASY52, Version 52.8 (8); SEMCAD X Version 14.6.10 (7331)

**Area Scan (61x61x1):** Interpolated grid: dx=1.500 mm, dy=1.500 mm

Maximum value of SAR (interpolated) = 16.1 W/kg

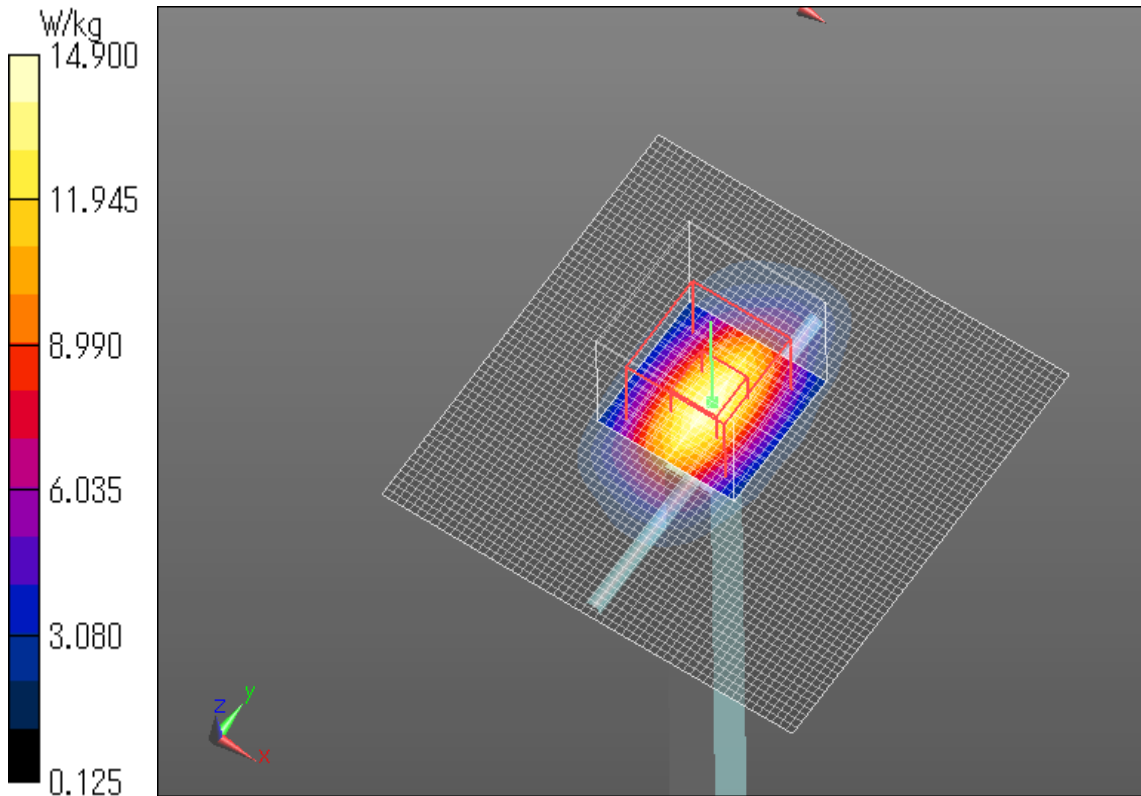
**Zoom Scan (7x7x7) (7x7x7)/Cube 0:** Measurement grid: dx=5mm, dy=5mm, dz=5mm

Reference Value = 97.64 V/m; Power Drift = 0.03 dB

Peak SAR (extrapolated) = 19.0 W/kg

**SAR(1 g) = 10.3 W/kg; SAR(10 g) = 5.13 W/kg**

Maximum value of SAR (measured) = 14.9 W/kg



**SAR2\_1800 system check 20141110**

Communication System: UID 0, CW (0); Communication System Band: D1800 (1800.0 MHz);

Frequency: 1800 MHz; Duty Cycle: 1:1

Medium parameters used:  $f = 1800$  MHz;  $\sigma = 1.553$  S/m;  $\epsilon_r = 52.605$ ;  $\rho = 1000$  kg/m<sup>3</sup>

Phantom section: Flat Section

Measurement Standard: DASY5 (IEEE/IEC/ANSI C63.19-2007)

DASY5 Configuration

Probe: EX3DV4 - SN3922; ConvF(7.96, 7.96, 7.96); Calibrated: 2014/06/13;  $\{\text{Probe: Calibration Date}\}$

Sensor-Surface: 2mm (Mechanical Surface Detection (Locations From Previous Scan Used)),

Sensor-Surface: 2mm (Mechanical Surface Detection)

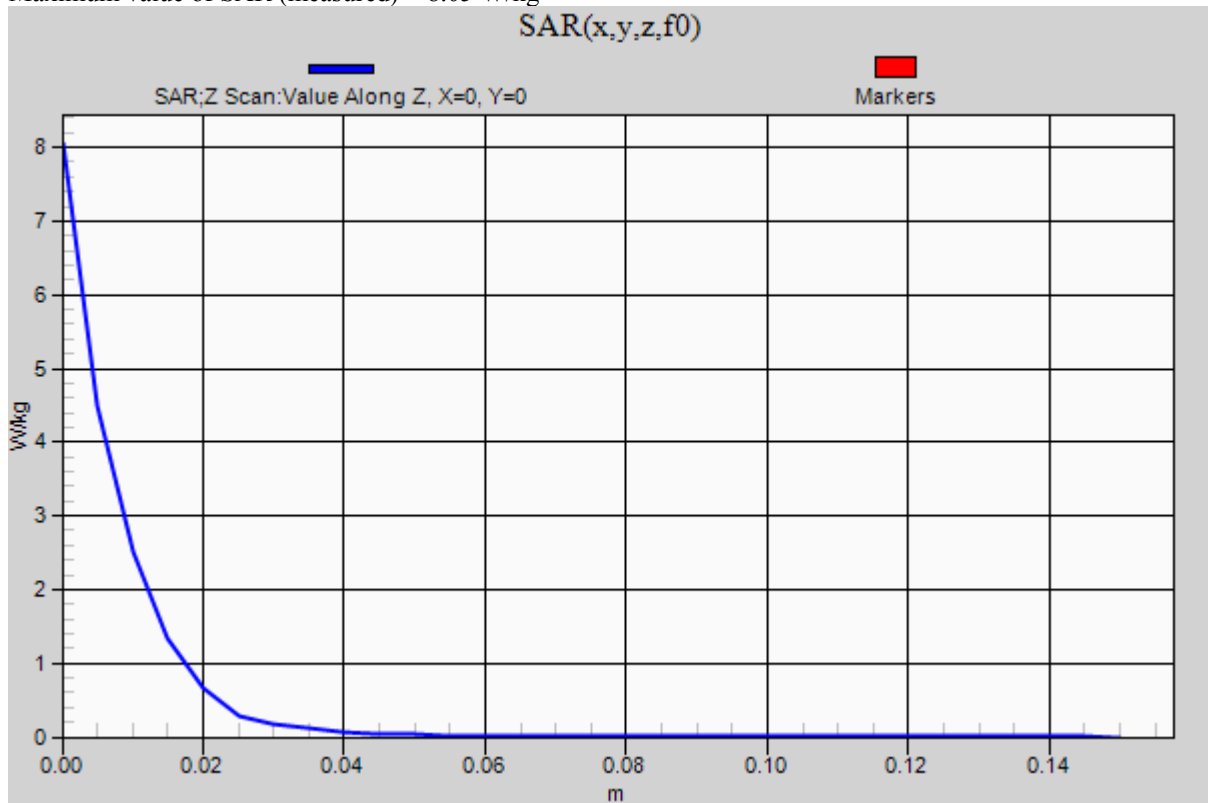
Electronics: DAE4 Sn1372; Calibrated: 2014/06/18

Phantom: ELI v5.0 TP1207; Type: QDOVA001BB; Serial: TP:1207

Measurement SW: DASY52, Version 52.8 (8); SEMCAD X Version 14.6.10 (7331)

**Z Scan (1x1x31):** Measurement grid: dx=20mm, dy=20mm, dz=5mm

Maximum value of SAR (measured) = 8.05 W/kg



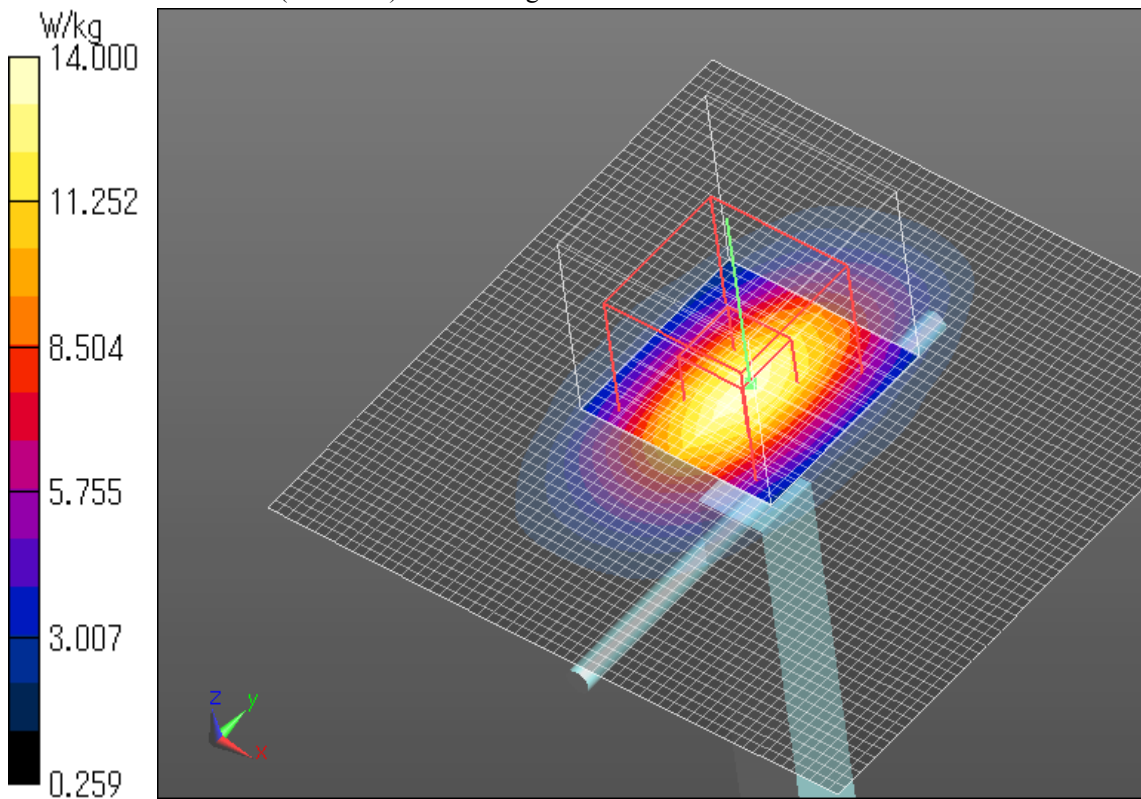


**SAR2\_1800 system check 20141110**

Communication System: UID 0, CW (0); Communication System Band: D1800 (1800.0 MHz);  
Frequency: 1800 MHz; Duty Cycle: 1:1  
Medium parameters used:  $f = 1800$  MHz;  $\sigma = 1.472$  S/m;  $\epsilon_r = 53.658$ ;  $\rho = 1000$  kg/m<sup>3</sup>  
Phantom section: Flat Section  
Measurement Standard: DASY5 (IEEE/IEC/ANSI C63.19-2007)  
DASY5 Configuration  
Probe: EX3DV4 - SN3922; ConvF(7.96, 7.96, 7.96); Calibrated: 2014/06/13;  $\{Probe: Calibration Date\}$   
Sensor-Surface: 2mm (Mechanical Surface Detection)  
Electronics: DAE4 Sn1372; Calibrated: 2014/06/18  
Phantom: ELI v5.0 TP1207; Type: QDOVA001BB; Serial: TP:1207  
Measurement SW: DASY52, Version 52.8 (8); SEMCAD X Version 14.6.10 (7331)

**Area Scan (61x61x1):** Interpolated grid: dx=1.500 mm, dy=1.500 mm  
Maximum value of SAR (interpolated) = 13.7 W/kg

**Zoom Scan (7x7x7) (7x7x7)/Cube 0:** Measurement grid: dx=5mm, dy=5mm, dz=5mm  
Reference Value = 97.15 V/m; Power Drift = 0.03 dB  
Peak SAR (extrapolated) = 17.8 W/kg  
**SAR(1 g) = 9.78 W/kg; SAR(10 g) = 5.13 W/kg**  
Maximum value of SAR (measured) = 14.0 W/kg



**SAR2\_1800 system check 20141110**

Communication System: UID 0, CW (0); Communication System Band: D1800 (1800.0 MHz);

Frequency: 1800 MHz; Duty Cycle: 1:1

Medium parameters used:  $f = 1800$  MHz;  $\sigma = 1.472$  S/m;  $\epsilon_r = 53.658$ ;  $\rho = 1000$  kg/m<sup>3</sup>

Phantom section: Flat Section

Measurement Standard: DASYS5 (IEEE/IEC/ANSI C63.19-2007)

DASY5 Configuration

Probe: EX3DV4 - SN3922; ConvF(7.96, 7.96, 7.96); Calibrated: 2014/06/13;  $\{\text{Probe: Calibration Date}\}$

Sensor-Surface: 2mm (Mechanical Surface Detection)

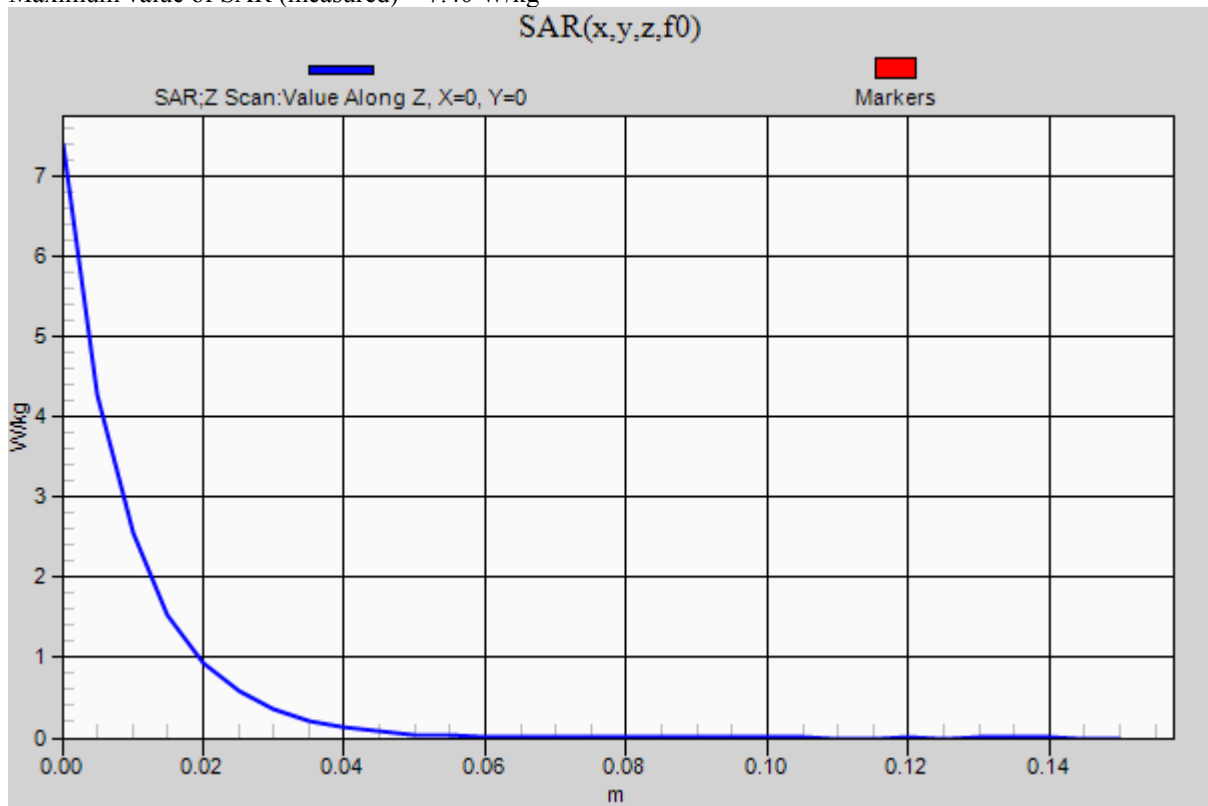
Electronics: DAE4 Sn1372; Calibrated: 2014/06/18

Phantom: ELI v5.0 TP1207; Type: QDOVA001BB; Serial: TP:1207

Measurement SW: DASYS5, Version 52.8 (8); SEMCAD X Version 14.6.10 (7331)

**Z Scan (1x1x31):** Measurement grid: dx=20mm, dy=20mm, dz=5mm

Maximum value of SAR (measured) = 7.40 W/kg

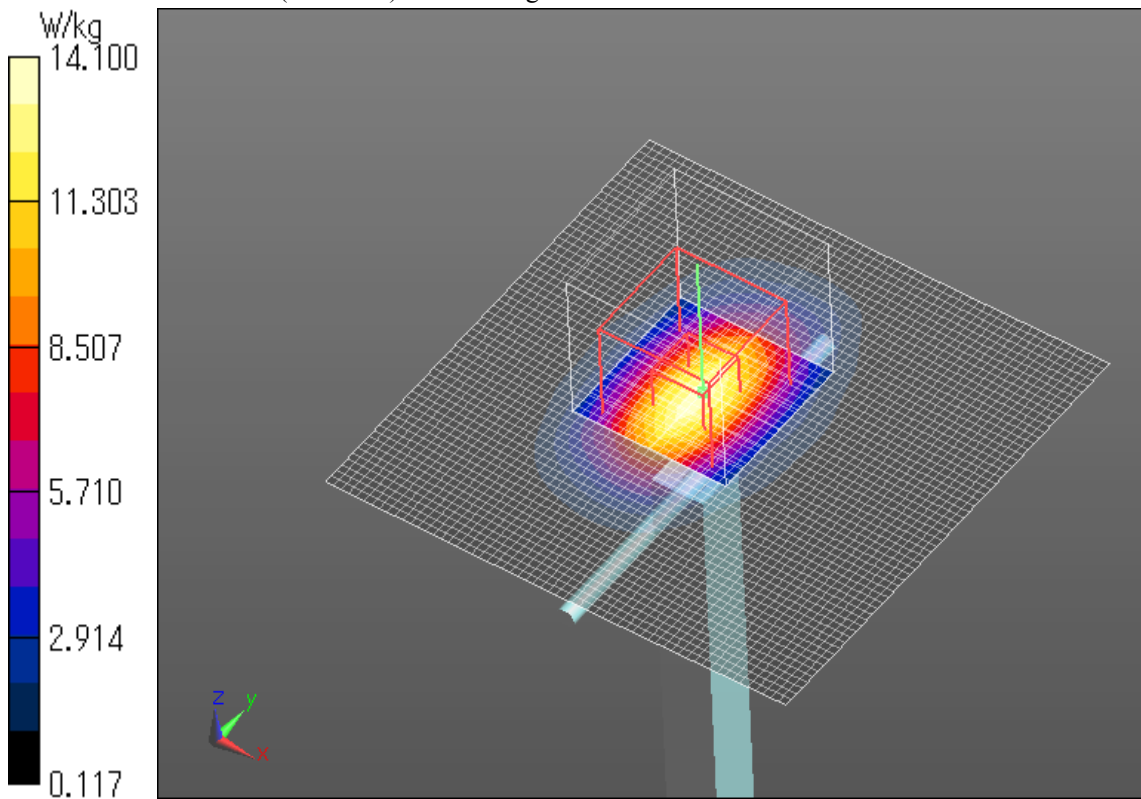


**SAR2\_2000 system check 20141110**

Communication System: UID 0, CW (0); Communication System Band: D2000 (2000.0 MHz);  
Frequency: 2000 MHz; Duty Cycle: 1:1  
Medium parameters used:  $f = 2000$  MHz;  $\sigma = 1.569$  S/m;  $\epsilon_r = 52.983$ ;  $\rho = 1000$  kg/m<sup>3</sup>  
Phantom section: Flat Section  
Measurement Standard: DASY5 (IEEE/IEC/ANSI C63.19-2007)  
DASY5 Configuration  
Probe: EX3DV4 - SN3922; ConvF(8.05, 8.05, 8.05); Calibrated: 2014/06/13;  $\{\text{Probe: Calibration Date}\}$   
Sensor-Surface: 2mm (Mechanical Surface Detection)  
Electronics: DAE4 Sn1372; Calibrated: 2014/06/18  
Phantom: ELI v5.0 TP1207; Type: QDOVA001BB; Serial: TP:1207  
Measurement SW: DASY52, Version 52.8 (8); SEMCAD X Version 14.6.10 (7331)

**Area Scan (61x61x1):** Interpolated grid: dx=1.500 mm, dy=1.500 mm  
Maximum value of SAR (interpolated) = 13.6 W/kg

**Zoom Scan (7x7x7) (7x7x7)/Cube 0:** Measurement grid: dx=5mm, dy=5mm, dz=5mm  
Reference Value = 96.10 V/m; Power Drift = 0.03 dB  
Peak SAR (extrapolated) = 18.5 W/kg  
**SAR(1 g) = 9.54 W/kg; SAR(10 g) = 4.69 W/kg**  
Maximum value of SAR (measured) = 14.1 W/kg



**SAR2\_2000 system check 20141110**

Communication System: UID 0, CW (0); Communication System Band: D2000 (2000.0 MHz);

Frequency: 2000 MHz; Duty Cycle: 1:1

Medium parameters used:  $f = 2000$  MHz;  $\sigma = 1.569$  S/m;  $\epsilon_r = 52.983$ ;  $\rho = 1000$  kg/m<sup>3</sup>

Phantom section: Flat Section

Measurement Standard: DASY5 (IEEE/IEC/ANSI C63.19-2007)

DASY5 Configuration

Probe: EX3DV4 - SN3922; ConvF(8.05, 8.05, 8.05); Calibrated: 2014/06/13;  $\{\text{Probe: Calibration Date}\}$

Sensor-Surface: 2mm (Mechanical Surface Detection)

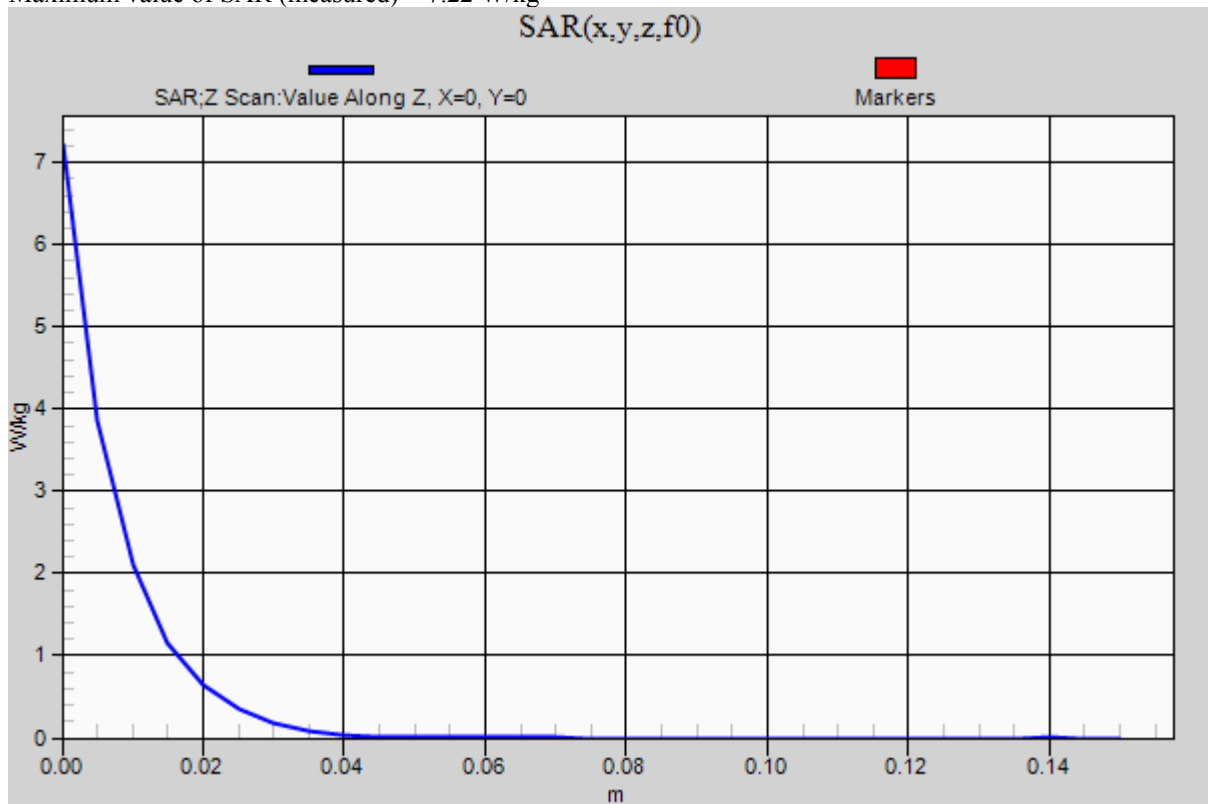
Electronics: DAE4 Sn1372; Calibrated: 2014/06/18

Phantom: ELI v5.0 TP1207; Type: QDOVA001BB; Serial: TP:1207

Measurement SW: DASY52, Version 52.8 (8); SEMCAD X Version 14.6.10 (7331)

**Z Scan (1x1x31):** Measurement grid: dx=20mm, dy=20mm, dz=5mm

Maximum value of SAR (measured) = 7.22 W/kg



**SystemPerformanceCheck-D750 20141110**

Communication System: UID 0, CW (0); Communication System Band: D750 (750.0 MHz); Frequency: 750 MHz; Duty Cycle: 1:1

Medium parameters used:  $f = 750$  MHz;  $\sigma = 0.97$  S/m;  $\epsilon_r = 54.153$ ;  $\rho = 1000$  kg/m<sup>3</sup>

Phantom section: Flat Section

Measurement Standard: DASY5 (IEEE/IEC/ANSI C63.19-2007)

DASY5 Configuration

Probe: EX3DV4 - SN3922; ConvF(10.04, 10.04, 10.04); Calibrated: 2014/06/13; {Probe: Calibration Date}

Sensor-Surface: 2mm (Mechanical Surface Detection)

Electronics: DAE4 Sn1372; Calibrated: 2013/06/03

Phantom: ELI v5.0 TP1207; Type: QDOVA001BB; Serial: TP:1207

Measurement SW: DASY52, Version 52.8 (8); SEMCAD X Version 14.6.10 (7331)

**Area Scan (61x101x1):** Interpolated grid: dx=1.500 mm, dy=1.500 mm

Maximum value of SAR (interpolated) = 2.74 W/kg

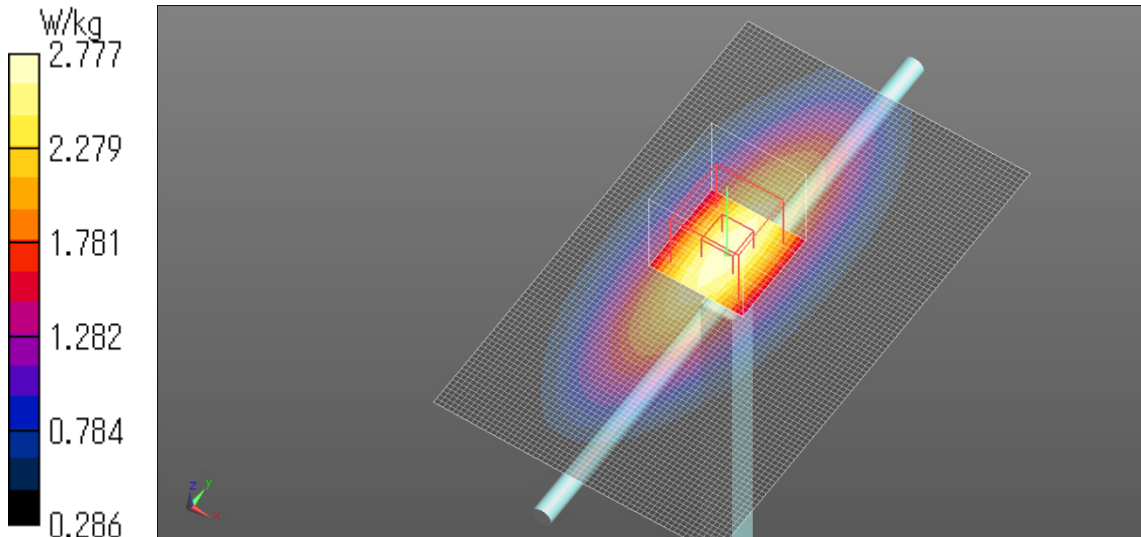
**Zoom Scan (7x7x7) (7x7x7)/Cube 0:** Measurement grid: dx=5mm, dy=5mm, dz=5mm

Reference Value = 54.01 V/m; Power Drift = 0.05 dB

Peak SAR (extrapolated) = 3.25 W/kg

**SAR(1 g) = 2.21 W/kg; SAR(10 g) = 1.47 W/kg**

Maximum value of SAR (measured) = 2.78 W/kg



**SystemPerformanceCheck-D750 20141110**

Communication System: UID 0, CW (0); Communication System Band: D750 (750.0 MHz); Frequency: 750 MHz; Duty Cycle: 1:1

Medium parameters used:  $f = 750$  MHz;  $\sigma = 0.97$  S/m;  $\epsilon_r = 54.153$ ;  $\rho = 1000$  kg/m<sup>3</sup>

Phantom section: Flat Section

Measurement Standard: DASY5 (IEEE/IEC/ANSI C63.19-2007)

DASY5 Configuration

Probe: EX3DV4 - SN3922; ConvF(10.04, 10.04, 10.04); Calibrated: 2014/06/13; {Probe: Calibration Date}

Sensor-Surface: 2mm (Mechanical Surface Detection)

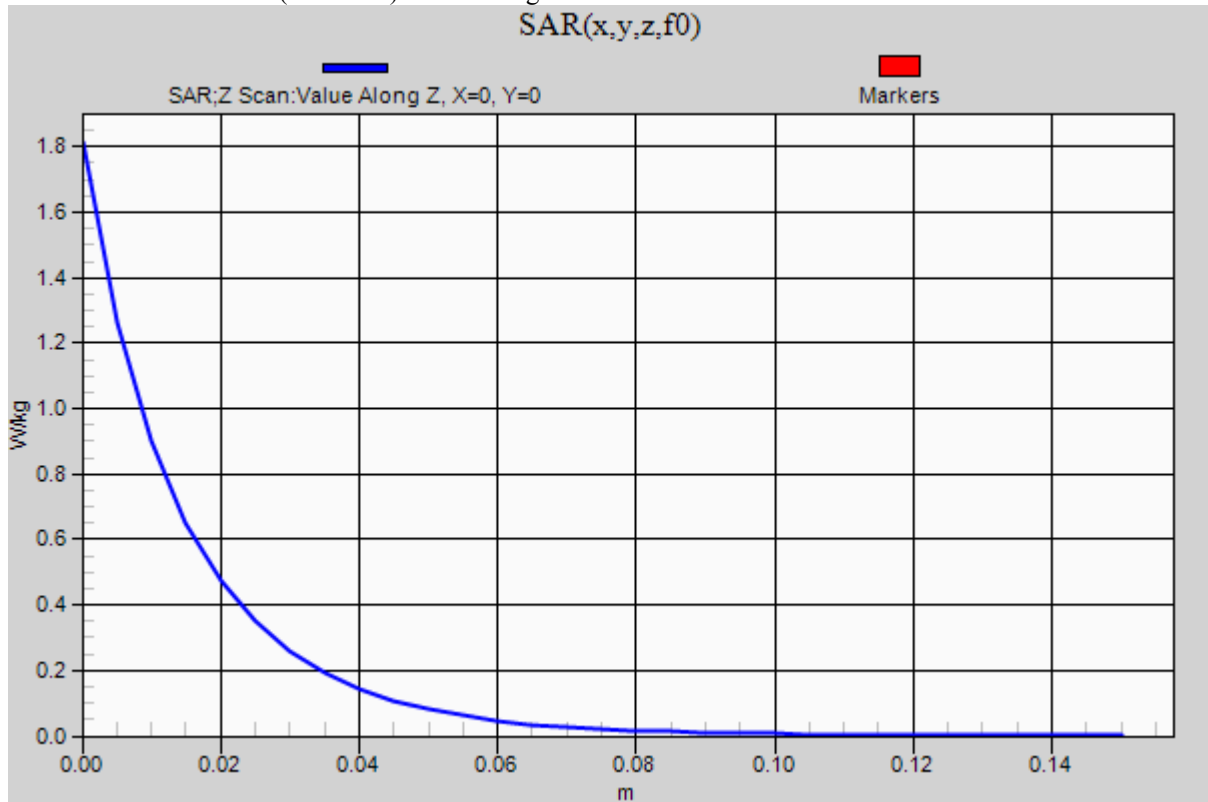
Electronics: DAE4 Sn1372; Calibrated: 2013/06/03

Phantom: ELI v5.0 TP1207; Type: QDOVA001BB; Serial: TP:1207

Measurement SW: DASY52, Version 52.8 (8); SEMCAD X Version 14.6.10 (7331)

**Z Scan (1x1x31):** Measurement grid: dx=20mm, dy=20mm, dz=5mm

Maximum value of SAR (measured) = 1.81 W/kg

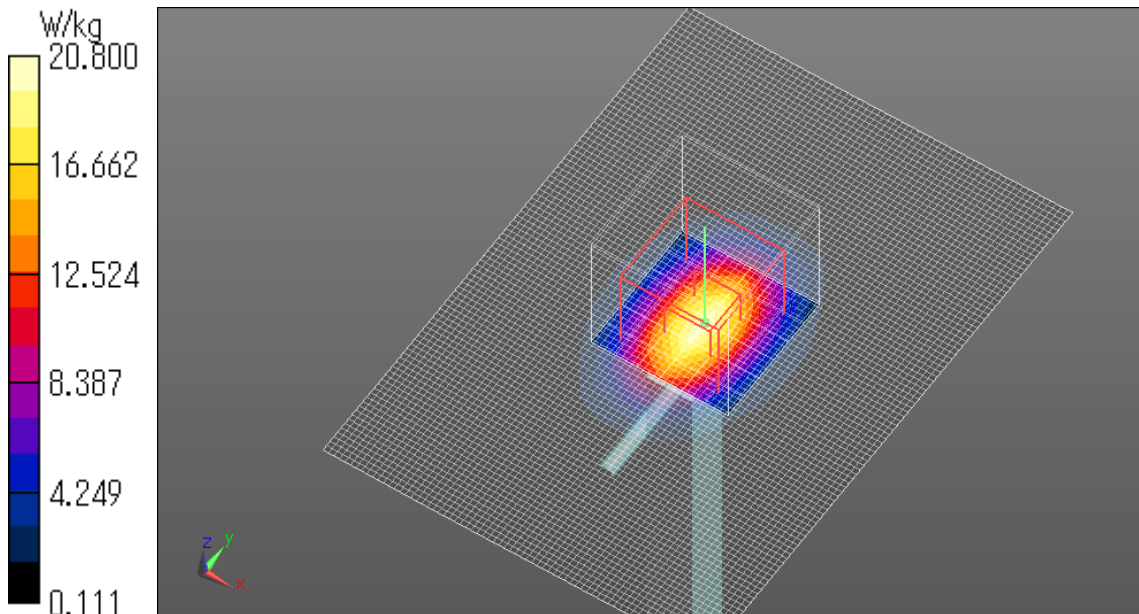


### SystemPerformanceCheck-D2450 20160617

Communication System: UID 0, CW (0); Communication System Band: D2450 (2450.0 MHz);  
Frequency: 2450 MHz; Duty Cycle: 1:1  
Medium parameters used:  $f = 2450$  MHz;  $\sigma = 1.979$  S/m;  $\epsilon_r = 51.051$ ;  $\rho = 1000$  kg/m<sup>3</sup>  
Phantom section: Flat Section  
Measurement Standard: DASYS5 (IEEE/IEC/ANSI C63.19-2011)  
DASY5 Configuration  
Probe: EX3DV4 - SN3825; ConvF(7.29, 7.29, 7.29); Calibrated: 2015/12/11;  
Sensor-Surface: 2mm (Mechanical Surface Detection)  
Electronics: DAE4 Sn509; Calibrated: 2015/07/07  
Phantom: ELI v4.0 (20deg probe tilt); Type: QDOVA001BB; Serial: TP:1045  
Measurement SW: DASYS52, Version 52.8 (8); SEMCAD X Version 14.6.10 (7331)

**System check/2.4GHz/Area Scan (71x101x1):** Interpolated grid: dx=1.200 mm, dy=1.200 mm  
Maximum value of SAR (interpolated) = 21.7 W/kg

**System check/2.4GHz/Zoom Scan (7x7x7)/Cube 0:** Measurement grid: dx=5mm, dy=5mm, dz=5mm  
Reference Value = 100.1 V/m; Power Drift = -0.02 dB  
Peak SAR (extrapolated) = 28.3 W/kg  
**SAR(1 g) = 13.5 W/kg; SAR(10 g) = 6.17 W/kg**  
Maximum value of SAR (measured) = 20.8 W/kg  
Date: 2016/06/17  
Ambient Temp. : 24.0 degree.C. Liquid Temp.; 23.5 degree.C.





**SystemPerformanceCheck-D2450 20160617**

Communication System: UID 0, CW (0); Communication System Band: D2450 (2450.0 MHz);  
Frequency: 2450 MHz; Duty Cycle: 1:1

Medium parameters used:  $f = 2450$  MHz;  $\sigma = 1.979$  S/m;  $\epsilon_r = 51.051$ ;  $\rho = 1000$  kg/m<sup>3</sup>

Phantom section: Flat Section

Measurement Standard: DASY5 (IEEE/IEC/ANSI C63.19-2011)

DASY5 Configuration

Probe: EX3DV4 - SN3825; ConvF(7.29, 7.29, 7.29); Calibrated: 2015/12/11;

Sensor-Surface: 0mm (Fix Surface)

Electronics: DAE4 Sn509; Calibrated: 2015/07/07

Phantom: ELI v4.0 (20deg probe tilt); Type: QDOVA001BB; Serial: TP:1045

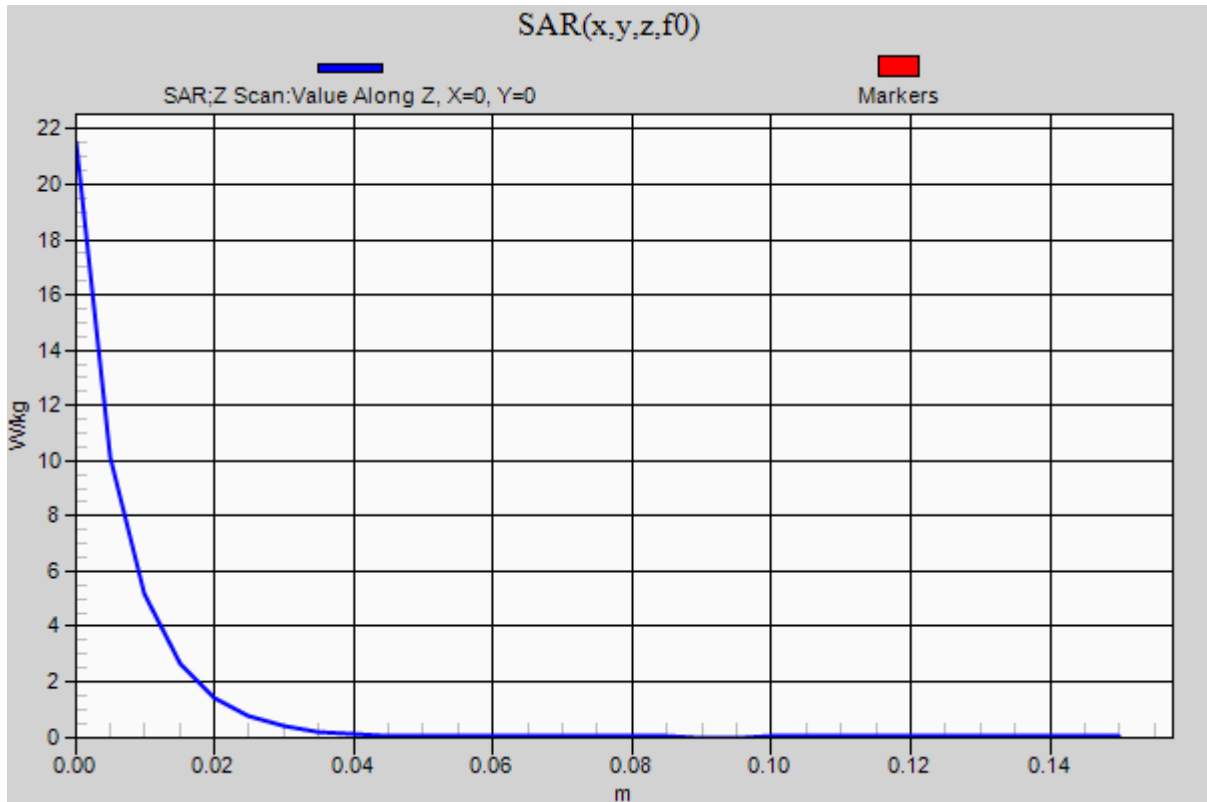
Measurement SW: DASY52, Version 52.8 (8); SEMCAD X Version 14.6.10 (7331)

**System check/2.4GHz/Z Scan (1x1x31):** Measurement grid: dx=20mm, dy=20mm, dz=5mm

Maximum value of SAR (measured) = 21.5 W/kg

Date: 2016/06/17

Ambient Temp. : 24.0 degree.C. Liquid Temp.; 23.5 degree.C.



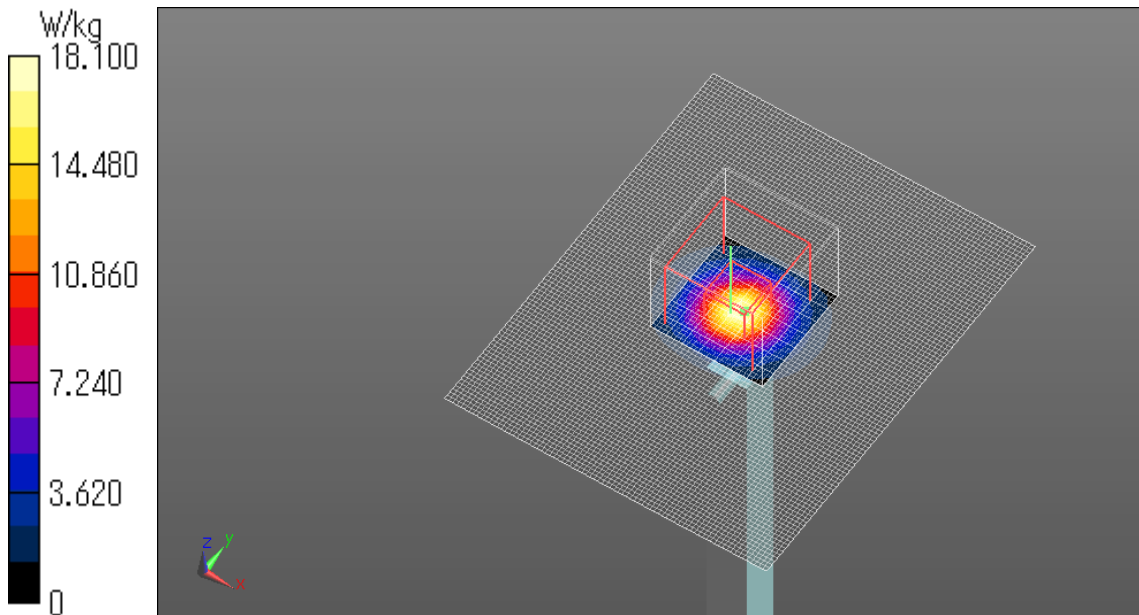


### SystemPerformanceCheck-D5GHz 5250MHz 20160615

Communication System: UID 0, CW (0); Communication System Band: D5GHz (5000.0 - 6000.0 MHz);  
Frequency: 5250 MHz; Duty Cycle: 1:1  
Medium parameters used:  $f = 5250$  MHz;  $\sigma = 5.578$  S/m;  $\epsilon_r = 47.274$ ;  $\rho = 1000$  kg/m<sup>3</sup>  
Phantom section: Flat Section  
Measurement Standard: DASYS5 (IEEE/IEC/ANSI C63.19-2007)  
DASY5 Configuration  
Probe: EX3DV4 - SN7372; ConvF(4.3, 4.3, 4.3); Calibrated: 2016/03/15;  
Sensor-Surface: 1.4mm (Mechanical Surface Detection (Locations From Previous Scan Used)),  
Sensor-Surface: 1.4mm (Mechanical Surface Detection)  
Electronics: DAE4 Sn516; Calibrated: 2016/04/12  
Phantom: ELI v5.0 TP1207 (30deg probe tilt); Type: QDOVA002AA; Serial: TP:1207  
Measurement SW: DASYS2, Version 52.8 (8); SEMCAD X Version 14.6.10 (7331)

**System check/5.25GHz/Area Scan (81x101x1):** Interpolated grid: dx=1.000 mm, dy=1.000 mm  
Maximum value of SAR (interpolated) = 20.2 W/kg

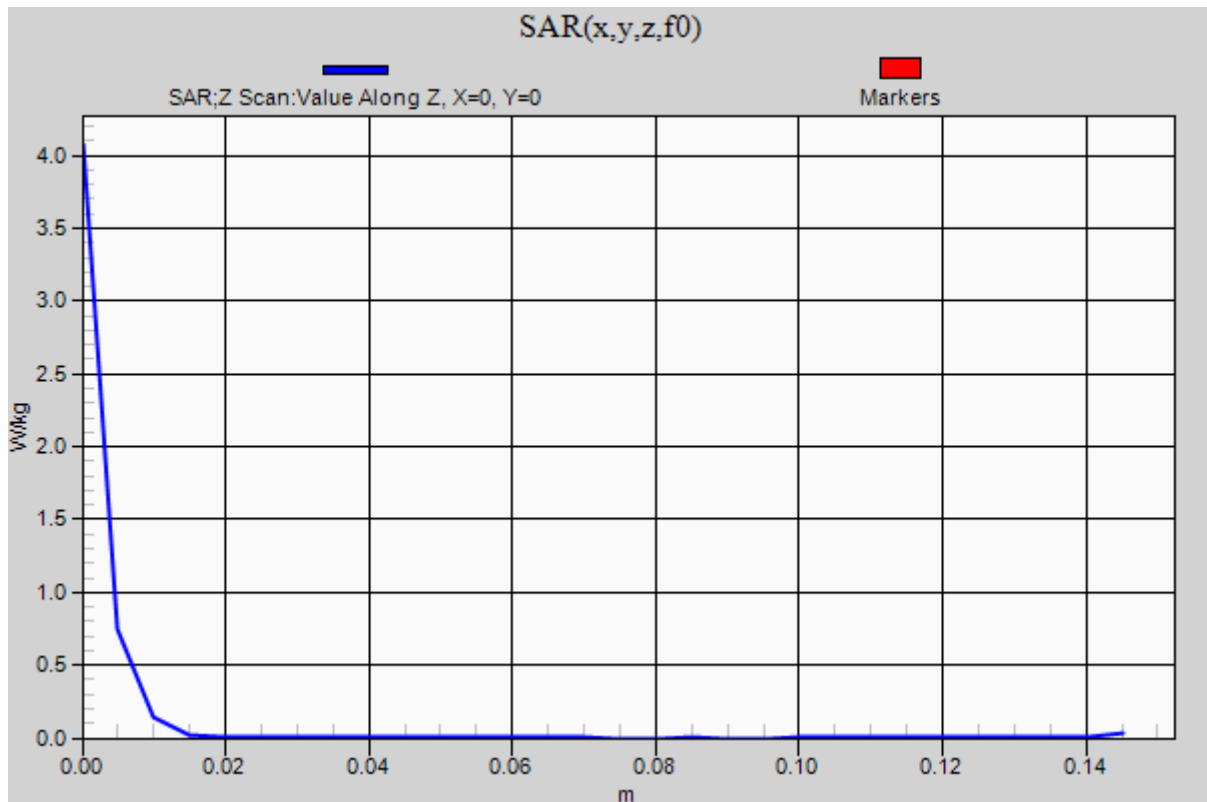
**System check/5.25GHz/Zoom Scan (4x4x1.4mm, graded), dist=1.4mm (8x8x7)/Cube 0:** Measurement grid: dx=4mm, dy=4mm, dz=1.4mm  
Reference Value = 63.75 V/m; Power Drift = 0.01 dB  
Peak SAR (extrapolated) = 30.3 W/kg  
**SAR(1 g) = 7.42 W/kg; SAR(10 g) = 2.08 W/kg**  
Maximum value of SAR (measured) = 18.1 W/kg  
Date: 2016/06/15  
Ambient Temp. : 24.0 degree.C. Liquid Temp.; 23.5 degree.C.



**SystemPerformanceCheck-D5GHz 5250MHz 20160615**

Communication System: UID 0, CW (0); Communication System Band: D5GHz (5000.0 - 6000.0 MHz);  
Frequency: 5250 MHz; Duty Cycle: 1:1  
Medium parameters used:  $f = 5250$  MHz;  $\sigma = 5.578$  S/m;  $\epsilon_r = 47.274$ ;  $\rho = 1000$  kg/m<sup>3</sup>  
Phantom section: Flat Section  
Measurement Standard: DASYS (IEEE/IEC/ANSI C63.19-2007)  
DASY5 Configuration  
Probe: EX3DV4 - SN7372; ConvF(4.3, 4.3, 4.3); Calibrated: 2016/03/15;  
Sensor-Surface: 0mm (Fix Surface)  
Electronics: DAE4 Sn516; Calibrated: 2016/04/12  
Phantom: ELI v5.0 TP1207 (30deg probe tilt); Type: QDOVA002AA; Serial: TP:1207  
Measurement SW: DASYS2, Version 52.8 (8); SEMCAD X Version 14.6.10 (7331)

**System check/5.25GHz/Z Scan (1x1x31):** Measurement grid: dx=20mm, dy=20mm, dz=5mm  
Maximum value of SAR (measured) = 4.07 W/kg  
Date: 2016/06/15  
Ambient Temp. : 24.0 degree.C. Liquid Temp.; 23.5 degree.C.

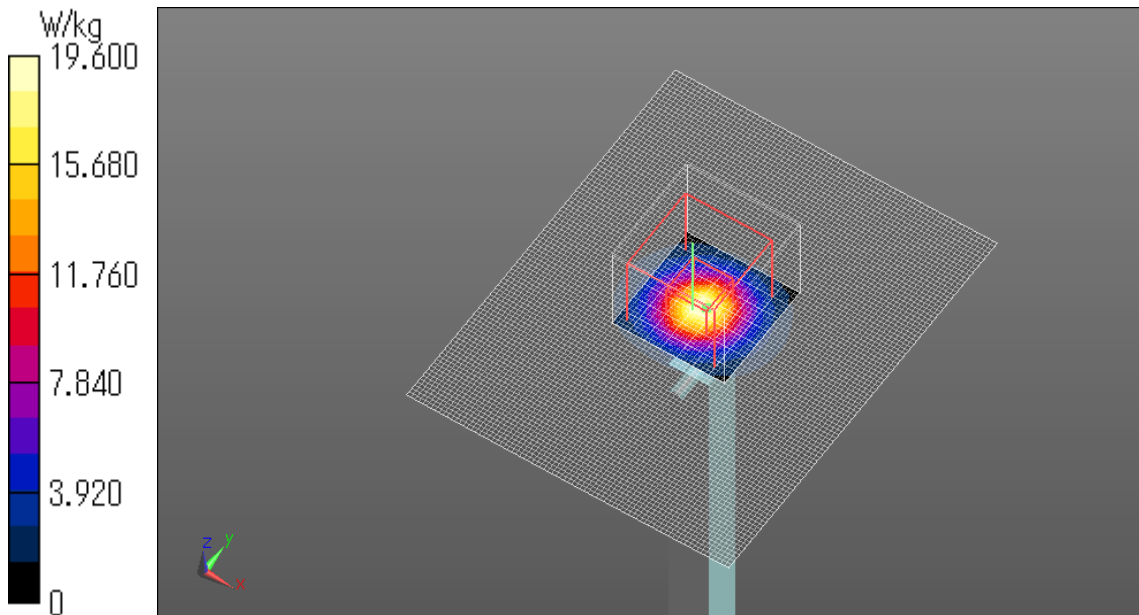


### SystemPerformanceCheck-D5GHz 5600MHz 20160615

Communication System: UID 0, CW (0); Communication System Band: D5GHz (5000.0 - 6000.0 MHz);  
Frequency: 5600 MHz; Duty Cycle: 1:1  
Medium parameters used:  $f = 5600$  MHz;  $\sigma = 5.942$  S/m;  $\epsilon_r = 46.909$ ;  $\rho = 1000$  kg/m<sup>3</sup>  
Phantom section: Flat Section  
Measurement Standard: DASYS5 (IEEE/IEC/ANSI C63.19-2007)  
DASYS5 Configuration  
Probe: EX3DV4 - SN7372; ConvF(3.52, 3.52, 3.52); Calibrated: 2016/03/15;  
Sensor-Surface: 1.4mm (Mechanical Surface Detection (Locations From Previous Scan Used)),  
Sensor-Surface: 1.4mm (Mechanical Surface Detection)  
Electronics: DAE4 Sn516; Calibrated: 2016/04/12  
Phantom: ELI v5.0 TP1207 (30deg probe tilt); Type: QDOVA002AA; Serial: TP:1207  
Measurement SW: DASYS2, Version 52.8 (8); SEMCAD X Version 14.6.10 (7331)

**System check/5.6GHz/Area Scan (81x101x1):** Interpolated grid: dx=1.000 mm, dy=1.000 mm  
Maximum value of SAR (interpolated) = 21.9 W/kg

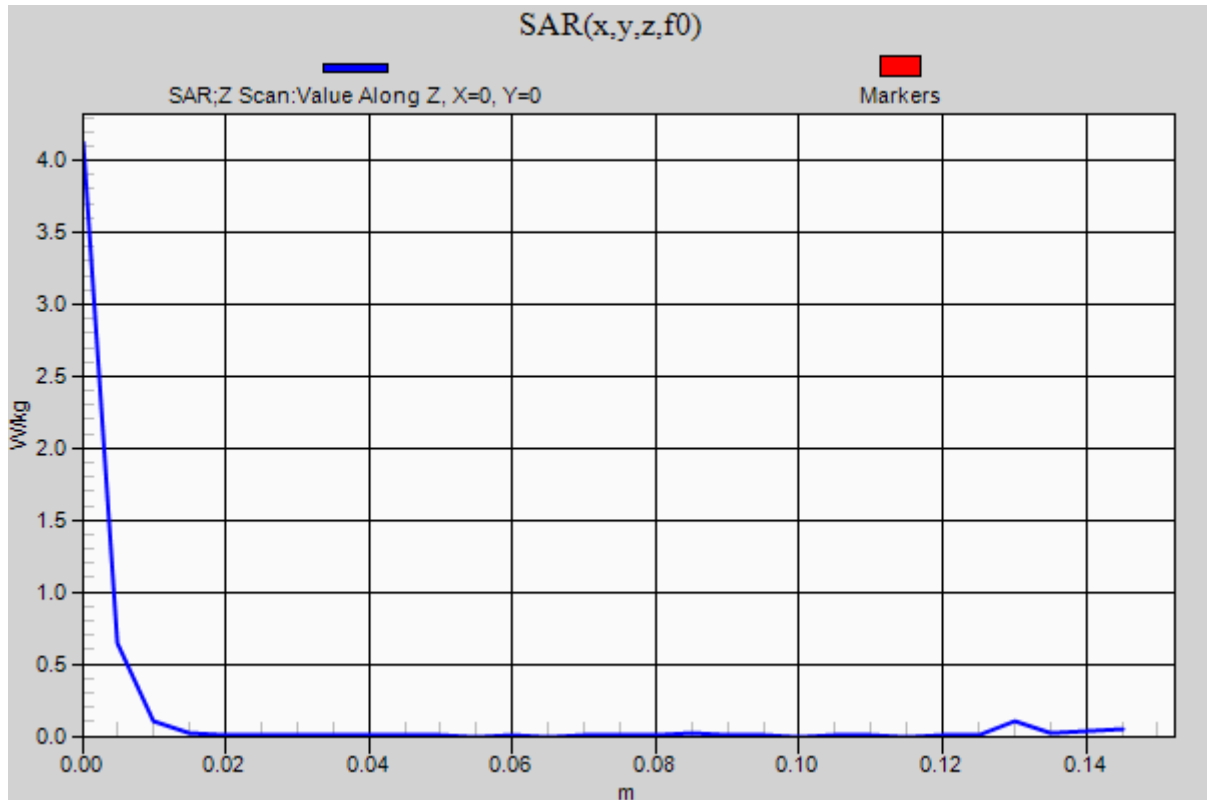
**System check/5.6GHz/Zoom Scan (4x4x1.4mm, graded), dist=1.4mm (8x8x7)/Cube 0:** Measurement grid: dx=4mm, dy=4mm, dz=1.4mm  
Reference Value = 66.47 V/m; Power Drift = 0.17 dB  
Peak SAR (extrapolated) = 32.7 W/kg  
**SAR(1 g) = 7.87 W/kg; SAR(10 g) = 2.2 W/kg**  
Maximum value of SAR (measured) = 19.6 W/kg  
Date: 2016/06/15  
Ambient Temp. : 24.0 degree.C. Liquid Temp.; 23.5 degree.C.



### SystemPerformanceCheck-D5GHz 5600MHz 20160615

Communication System: UID 0, CW (0); Communication System Band: D5GHz (5000.0 - 6000.0 MHz);  
Frequency: 5600 MHz; Duty Cycle: 1:1  
Medium parameters used:  $f = 5600$  MHz;  $\sigma = 5.942$  S/m;  $\epsilon_r = 46.909$ ;  $\rho = 1000$  kg/m<sup>3</sup>  
Phantom section: Flat Section  
Measurement Standard: DASYS5 (IEEE/IEC/ANSI C63.19-2007)  
DASYS5 Configuration  
Probe: EX3DV4 - SN7372; ConvF(3.52, 3.52, 3.52); Calibrated: 2016/03/15;  
Sensor-Surface: 0mm (Fix Surface)  
Electronics: DAE4 Sn516; Calibrated: 2016/04/12  
Phantom: ELI v5.0 TP1207 (30deg probe tilt); Type: QDOVA002AA; Serial: TP:1207  
Measurement SW: DASYS2, Version 52.8 (8); SEMCAD X Version 14.6.10 (7331)

**System check/5.6GHz/Z Scan (1x1x31):** Measurement grid: dx=20mm, dy=20mm, dz=5mm  
Maximum value of SAR (measured) = 4.12 W/kg  
Date: 2016/06/15  
Ambient Temp. : 24.0 degree.C. Liquid Temp.; 23.5 degree.C.

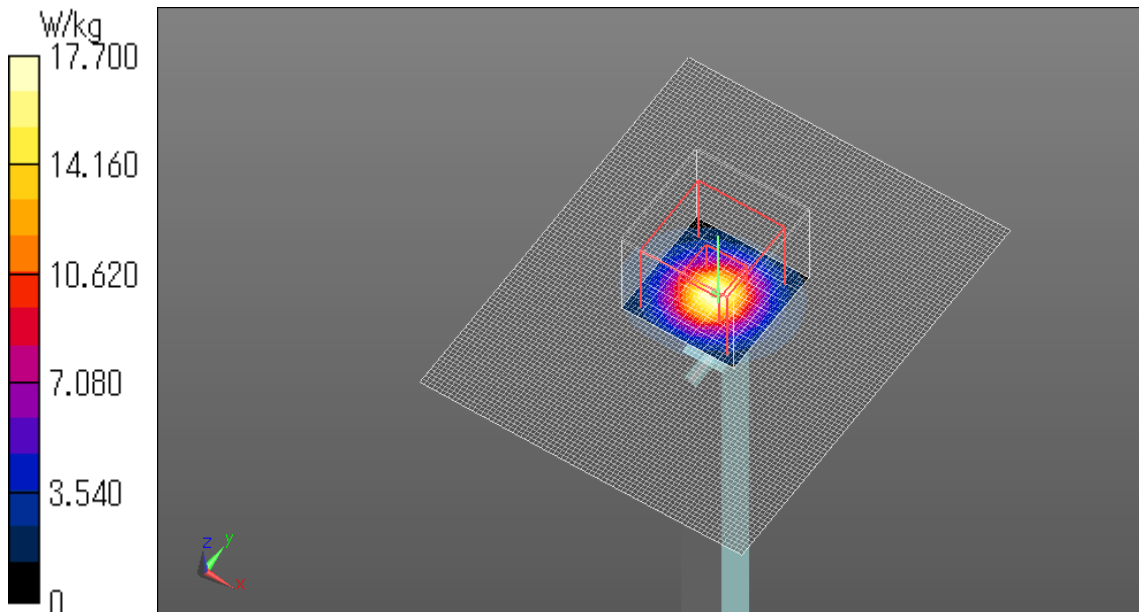


### SystemPerformanceCheck-D5GHz 5750MHz 20160615

Communication System: UID 0, CW (0); Communication System Band: D5GHz (5000.0 - 6000.0 MHz);  
Frequency: 5750 MHz; Duty Cycle: 1:1  
Medium parameters used:  $f = 5750$  MHz;  $\sigma = 6.225$  S/m;  $\epsilon_r = 46.609$ ;  $\rho = 1000$  kg/m<sup>3</sup>  
Phantom section: Flat Section  
Measurement Standard: DASYS5 (IEEE/IEC/ANSI C63.19-2007)  
DASY5 Configuration  
Probe: EX3DV4 - SN7372; ConvF(3.74, 3.74, 3.74); Calibrated: 2016/03/15;  
Sensor-Surface: 1.4mm (Mechanical Surface Detection)  
Electronics: DAE4 Sn516; Calibrated: 2016/04/12  
Phantom: ELI v5.0 TP1207 (30deg probe tilt); Type: QDOVA002AA; Serial: TP:1207  
Measurement SW: DASYS2, Version 52.8 (8); SEMCAD X Version 14.6.10 (7331)

**System check/5.75GHz/Area Scan (81x101x1):** Interpolated grid: dx=1.000 mm, dy=1.000 mm  
Maximum value of SAR (interpolated) = 19.4 W/kg

**System check/5.75GHz/Zoom Scan (4x4x1.4mm, graded), dist=1.4mm (8x8x7)/Cube 0:** Measurement grid: dx=4mm, dy=4mm, dz=1.4mm  
Reference Value = 60.97 V/m; Power Drift = 0.08 dB  
Peak SAR (extrapolated) = 30.6 W/kg  
**SAR(1 g) = 7.1 W/kg; SAR(10 g) = 2 W/kg**  
Maximum value of SAR (measured) = 17.7 W/kg  
Date: 2016/06/15  
Ambient Temp. : 24.0 degree.C. Liquid Temp.; 23.5 degree.C.



### SystemPerformanceCheck-D5GHz 5750MHz 20160615

Communication System: UID 0, CW (0); Communication System Band: D5GHz (5000.0 - 6000.0 MHz);  
Frequency: 5750 MHz; Duty Cycle: 1:1  
Medium parameters used:  $f = 5750$  MHz;  $\sigma = 6.225$  S/m;  $\epsilon_r = 46.609$ ;  $\rho = 1000$  kg/m<sup>3</sup>  
Phantom section: Flat Section  
Measurement Standard: DASYS5 (IEEE/IEC/ANSI C63.19-2007)  
DASY5 Configuration  
Probe: EX3DV4 - SN7372; ConvF(3.74, 3.74, 3.74); Calibrated: 2016/03/15;  
Sensor-Surface: 0mm (Fix Surface)  
Electronics: DAE4 Sn516; Calibrated: 2016/04/12  
Phantom: ELI v5.0 TP1207 (30deg probe tilt); Type: QDOVA002AA; Serial: TP:1207  
Measurement SW: DASYS2, Version 52.8 (8); SEMCAD X Version 14.6.10 (7331)

**System check/5.75GHz/Z Scan (1x1x31):** Measurement grid: dx=20mm, dy=20mm, dz=5mm  
Maximum value of SAR (measured) = 3.49 W/kg  
Date: 2016/06/15  
Ambient Temp. : 24.0 degree.C. Liquid Temp.; 23.5 degree.C.

