

## 15.16 SAR test plots for Wi-Fi 2.4GHz Band

### WLAN 11b 1Mbps Main Ant Position 2 9mm 2422MHz

Communication System: UID 0, WLAN (0); Communication System Band: 11b/g/n; Frequency: 2422 MHz; Duty Cycle: 1:1

Medium parameters used (interpolated):  $f = 2422$  MHz;  $\sigma = 1.86$  S/m;  $\epsilon_r = 50.842$ ;  $\rho = 1000$  kg/m<sup>3</sup>

Phantom section: Flat Section

Measurement Standard: DASY5 (IEEE/IEC/ANSI C63.19-2007)

DASY5 Configuration

Probe: EX3DV4 - SN3922; ConvF(7.37, 7.37, 7.37); Calibrated: 2013/06/04;

Sensor-Surface: 2mm (Mechanical Surface Detection)

Electronics: DAE4 Sn1372; Calibrated: 2013/06/03

Phantom: ELI v5.0 TP1207; Type: QDOVA001BB; Serial: TP:1207

Measurement SW: DASY52, Version 52.8 (7); SEMCAD X Version 14.6.10 (7164)

**Area Scan (61x121x1):** Interpolated grid: dx=1.500 mm, dy=1.500 mm

Maximum value of SAR (interpolated) = 0.0994 W/kg

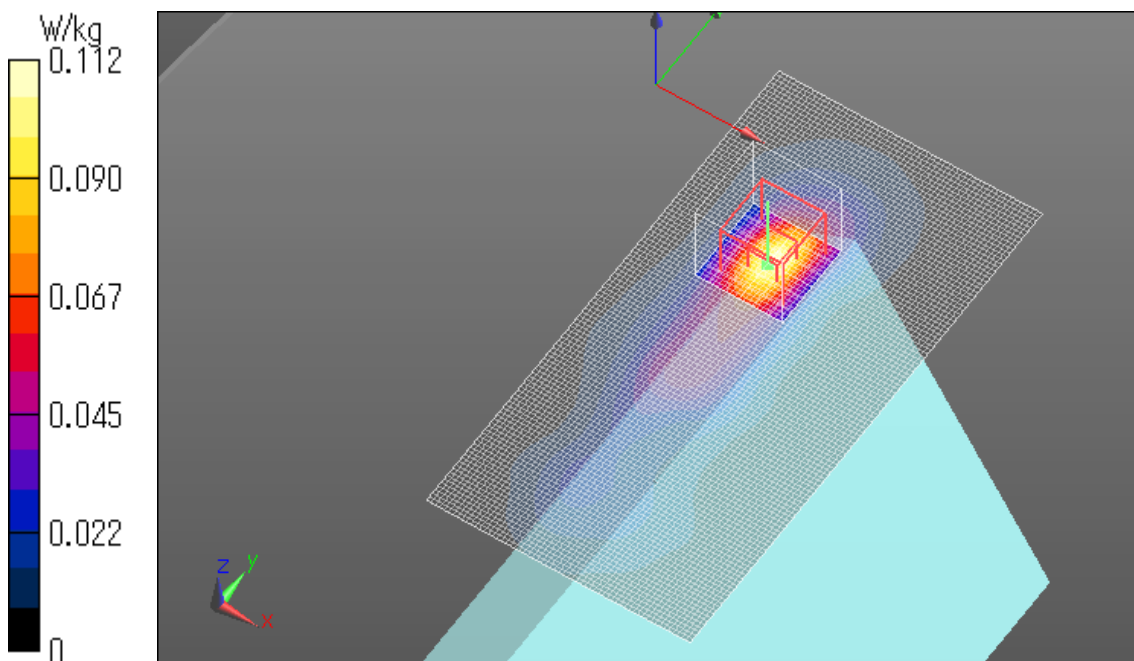
**Zoom Scan (7x7x7)/Cube 0:** Measurement grid: dx=5mm, dy=5mm, dz=5mm

Reference Value = 7.855 V/m; Power Drift = -0.10 dB

Peak SAR (extrapolated) = 0.155 W/kg

**SAR(1 g) = 0.074 W/kg; SAR(10 g) = 0.034 W/kg**

Maximum value of SAR (measured) = 0.112 W/kg



**WLAN 11b 1Mbps Main Ant Position 4 6mm 2422MHz**

Communication System: UID 0, WLAN (0); Communication System Band: 11b/g/n; Frequency: 2422 MHz; Duty Cycle: 1:1

Medium parameters used (interpolated):  $f = 2422$  MHz;  $\sigma = 1.86$  S/m;  $\epsilon_r = 50.842$ ;  $\rho = 1000$  kg/m<sup>3</sup>

Phantom section: Flat Section

Measurement Standard: DASY5 (IEEE/IEC/ANSI C63.19-2007)

DASY5 Configuration

Probe: EX3DV4 - SN3922; ConvF(7.37, 7.37, 7.37); Calibrated: 2013/06/04;

Sensor-Surface: 2mm (Mechanical Surface Detection)

Electronics: DAE4 Sn1372; Calibrated: 2013/06/03

Phantom: ELI v5.0 TP1207; Type: QDOVA001BB; Serial: TP:1207

Measurement SW: DASY52, Version 52.8 (7); SEMCAD X Version 14.6.10 (7164)

**Area Scan (101x151x1):** Interpolated grid: dx=1.200 mm, dy=1.200 mm

Maximum value of SAR (interpolated) = 0.0389 W/kg

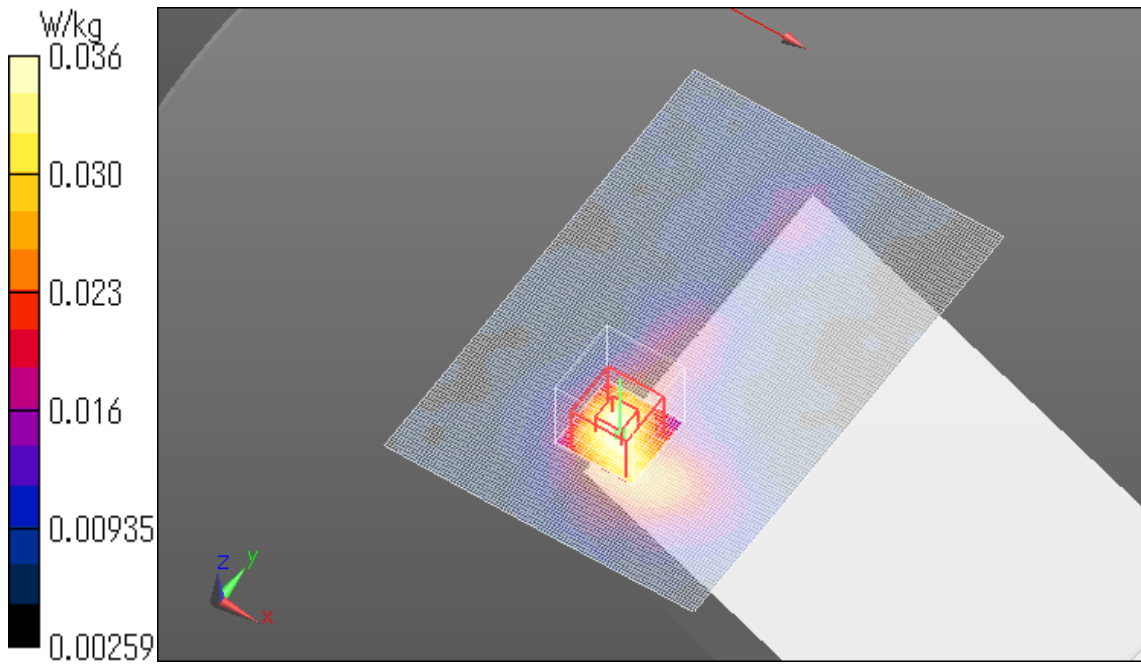
**Zoom Scan (7x7x7)/Cube 0:** Measurement grid: dx=5mm, dy=5mm, dz=5mm

Reference Value = 2.989 V/m; Power Drift = -0.16 dB

Peak SAR (extrapolated) = 0.0510 W/kg

**SAR(1 g) = 0.027 W/kg; SAR(10 g) = 0.016 W/kg**

Maximum value of SAR (measured) = 0.0364 W/kg



**WLAN 11b 1Mbps Aux Ant Edge1 0mm 2422MHz**

Communication System: UID 0, WLAN (0); Communication System Band: 11b/g/n; Frequency: 2422 MHz; Duty Cycle: 1:1

Medium parameters used:  $f = 2422$  MHz;  $\sigma = 1.894$  S/m;  $\epsilon_r = 51.56$ ;  $\rho = 1000$  kg/m<sup>3</sup>

Phantom section: Flat Section

Measurement Standard: DASYS5 (IEEE/IEC/ANSI C63.19-2007)

DASY5 Configuration

Probe: EX3DV4 - SN3825; ConvF(7.23, 7.23, 7.23); Calibrated: 2013/12/13;

Sensor-Surface: 2mm (Mechanical Surface Detection)

Electronics: DAE4 Sn509; Calibrated: 2013/07/16

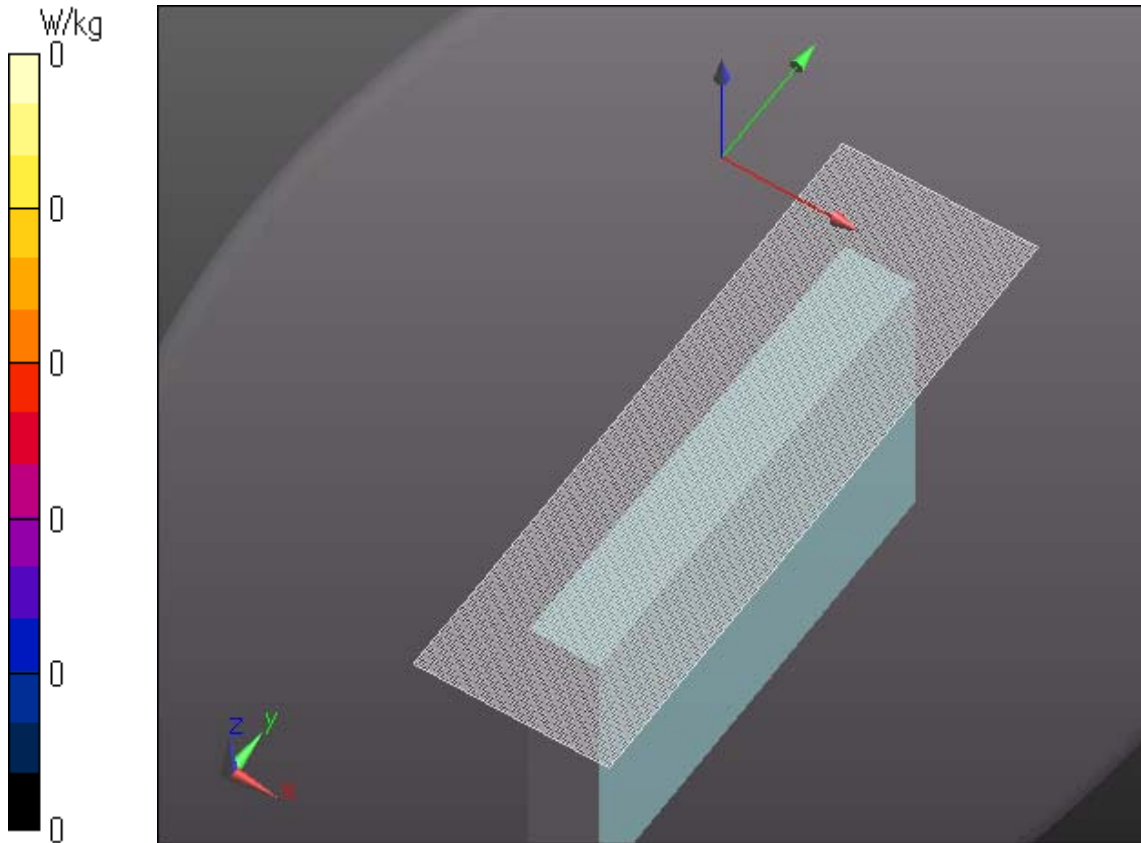
Phantom: ELI 4.0; Type: QDOVA001BB; Serial: 1045

Measurement SW: DASYS5, Version 52.8 (7); SEMCAD X Version 14.6.10 (7331)

**Area Scan (71x231x1):** Interpolated grid: dx=1.200 mm, dy=1.200 mm

Maximum value of SAR (interpolated) = 0 W/kg

\*Since a Peak SAR value was not able to be acquired, 1g SAR value was defined as 0W/kg.



**WLAN 11b 1Mbps Aux Ant Position2 9mm 2422MHz**

Communication System: UID 0, WLAN (0); Communication System Band: 11b/g/n; Frequency: 2422 MHz; Duty Cycle: 1:1

Medium parameters used (interpolated):  $f = 2422$  MHz;  $\sigma = 1.86$  S/m;  $\epsilon_r = 50.842$ ;  $\rho = 1000$  kg/m<sup>3</sup>

Phantom section: Flat Section

Measurement Standard: DASYS5 (IEEE/IEC/ANSI C63.19-2007)

DASY5 Configuration

Probe: EX3DV4 - SN3922; ConvF(7.37, 7.37, 7.37); Calibrated: 2013/06/04;

Sensor-Surface: 2mm (Mechanical Surface Detection)

Electronics: DAE4 Sn1372; Calibrated: 2013/06/03

Phantom: ELI v5.0 TP1207; Type: QDOVA001BB; Serial: TP:1207

Measurement SW: DASYS5, Version 52.8 (7); SEMCAD X Version 14.6.10 (7164)

**Area Scan (121x71x1):** Interpolated grid: dx=1.500 mm, dy=1.500 mm

Maximum value of SAR (interpolated) = 0.00251 W/kg

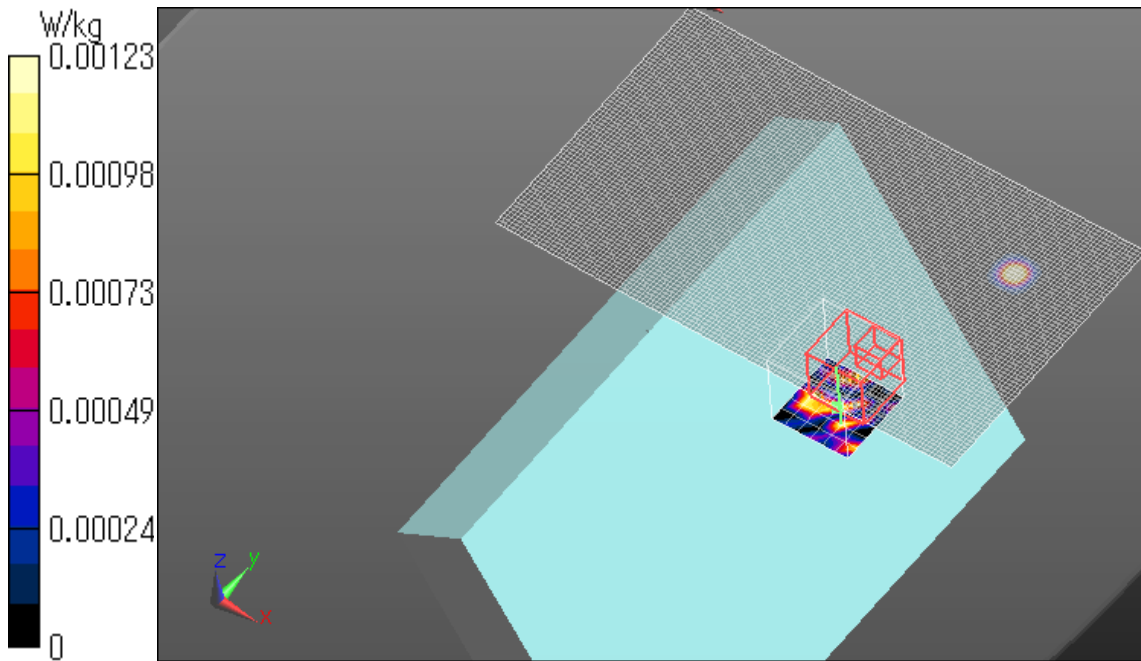
**Zoom Scan (7x7x7)/Cube 0:** Measurement grid: dx=5mm, dy=5mm, dz=5mm

Reference Value = 0 V/m; Power Drift = 0.00 dB

Peak SAR (extrapolated) = 0.0000521 W/kg

**SAR(1 g) = 6.82e-008 W/kg; SAR(10 g) = 1.14e-008 W/kg**

Maximum value of SAR (measured) = 0.00123 W/kg



**WLAN 11b 1Mbps Aux Ant Position4 6mm 2422MHz**

Communication System: UID 0, WLAN (0); Communication System Band: 11b/g/n; Frequency: 2422 MHz; Duty Cycle: 1:1

Medium parameters used (interpolated):  $f = 2422$  MHz;  $\sigma = 1.86$  S/m;  $\epsilon_r = 50.842$ ;  $\rho = 1000$  kg/m<sup>3</sup>

Phantom section: Flat Section

Measurement Standard: DASY5 (IEEE/IEC/ANSI C63.19-2007)

DASY5 Configuration

Probe: EX3DV4 - SN3922; ConvF(7.37, 7.37, 7.37); Calibrated: 2013/06/04;

Sensor-Surface: 2mm (Mechanical Surface Detection)

Electronics: DAE4 Sn1372; Calibrated: 2013/06/03

Phantom: ELI v5.0 TP1207; Type: QDOVA001BB; Serial: TP:1207

Measurement SW: DASY52, Version 52.8 (7); SEMCAD X Version 14.6.10 (7164)

**Area Scan (101x121x1):** Interpolated grid: dx=1.200 mm, dy=1.200 mm

Maximum value of SAR (interpolated) = 0.0406 W/kg

**Zoom Scan (7x7x7)/Cube 0:** Measurement grid: dx=5mm, dy=5mm, dz=5mm

Reference Value = 4.550 V/m; Power Drift = 0.10 dB

Peak SAR (extrapolated) = 0.0510 W/kg

**SAR(1 g) = 0.030 W/kg; SAR(10 g) = 0.020 W/kg**

Maximum value of SAR (measured) = 0.0388 W/kg

