

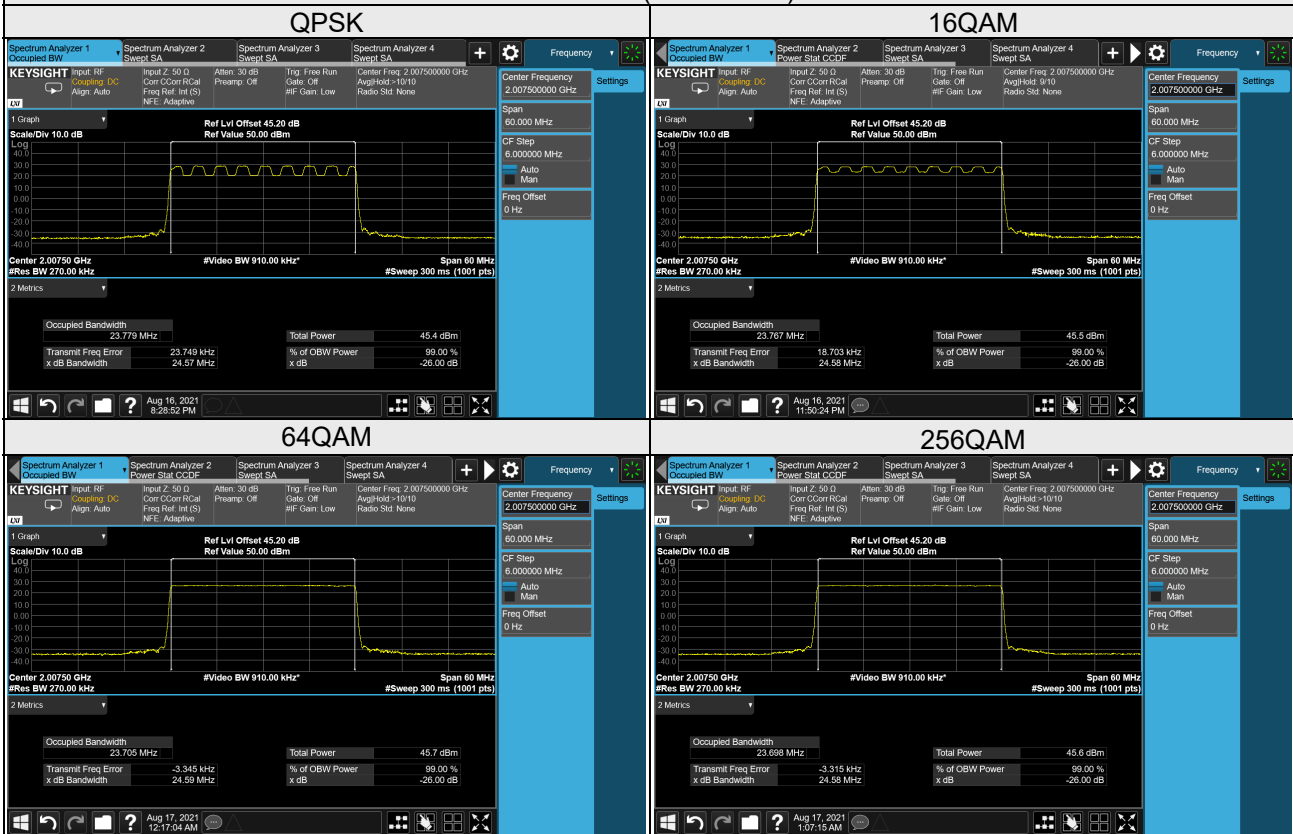
Band n70 Single Carrier

25MHz

Channel Number	Freq. (MHz)	OCP 99 Bandwidth (MHz)															
		Ant. TX0				Ant. TX1				Ant. TX2				Ant. TX3			
		QPSK	16QAM	64QAM	256QAM	QPSK	16QAM	64QAM	256QAM	QPSK	16QAM	64QAM	256QAM	QPSK	16QAM	64QAM	256QAM
401500	2007.5	23.78	23.77	23.71	23.70	23.78	23.77	23.71	23.70	23.78	23.77	23.71	23.70	23.78	23.77	23.71	23.70

Ant. TX 0

Spectrum Plot of Worst Value OCP 99 Bandwidth Ch 401500 (2007.5MHz)



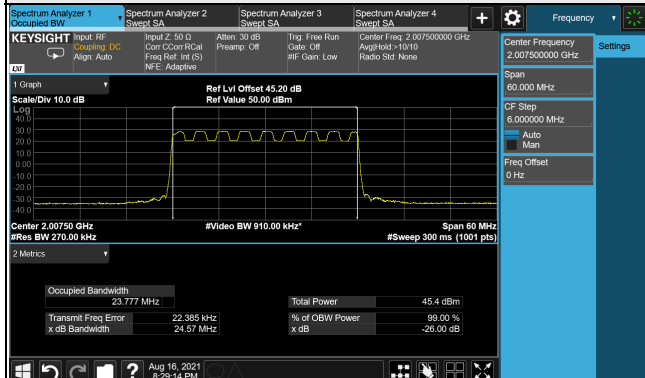
Ant. TX 1

Spectrum Plot of Worst Value

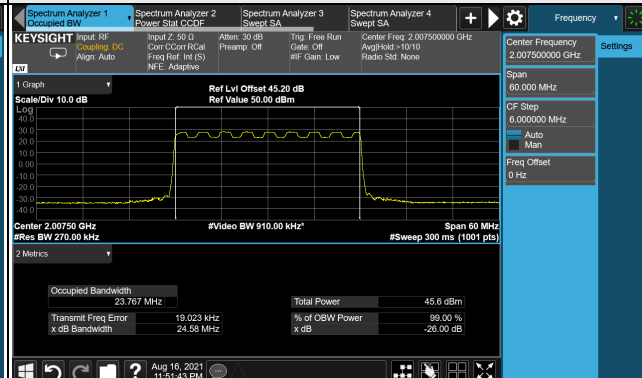
OCP 99 Bandwidth

Ch 401500 (2007.5MHz)

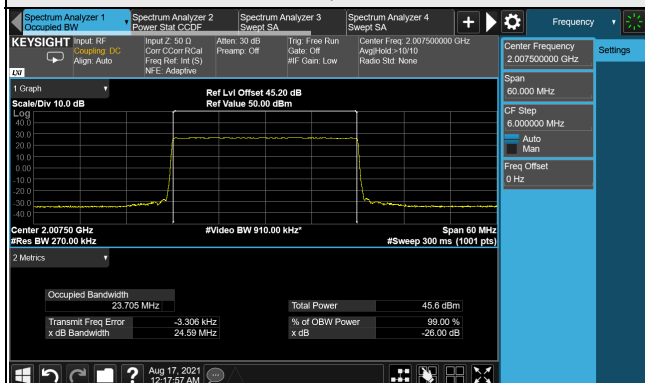
QPSK



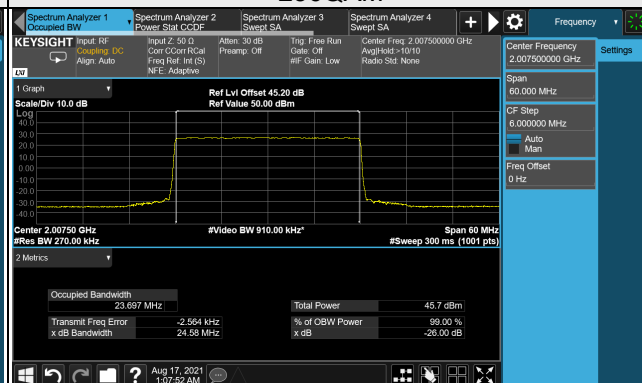
16QAM



64QAM



256QAM



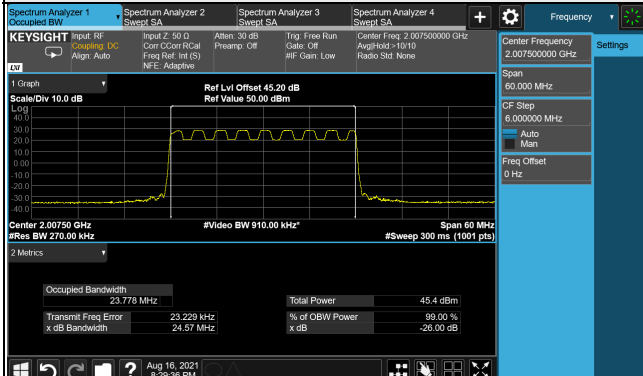
Ant. TX 2

Spectrum Plot of Worst Value

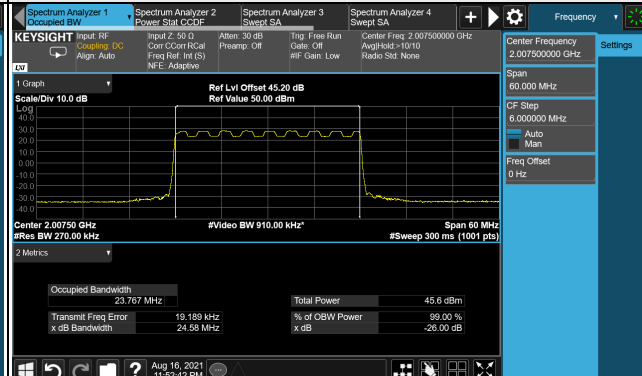
OCP 99 Bandwidth

Ch 401500 (2007.5MHz)

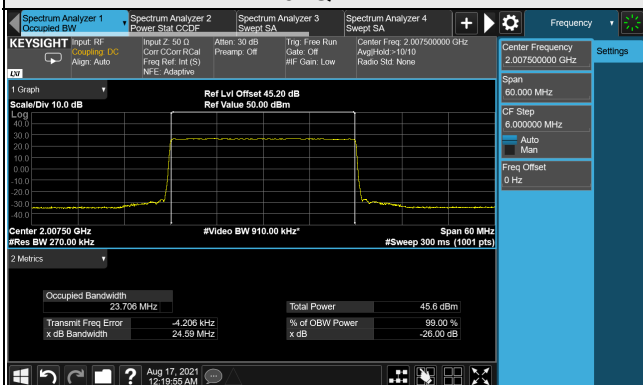
QPSK



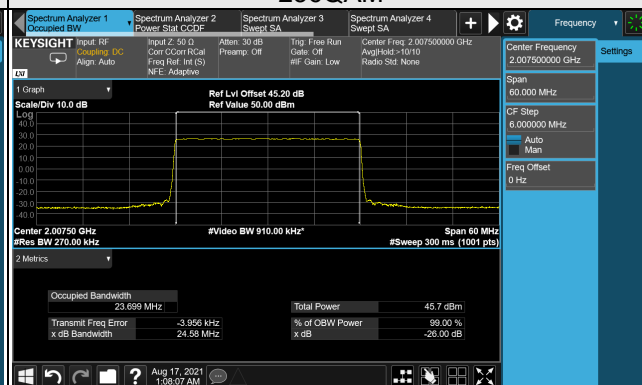
16QAM



64QAM



256QAM



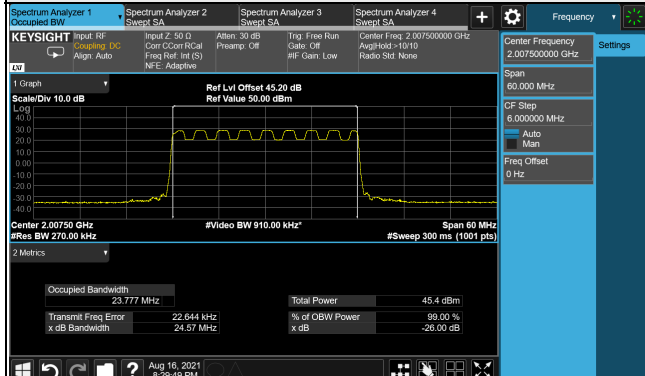
Ant. TX 3

Spectrum Plot of Worst Value

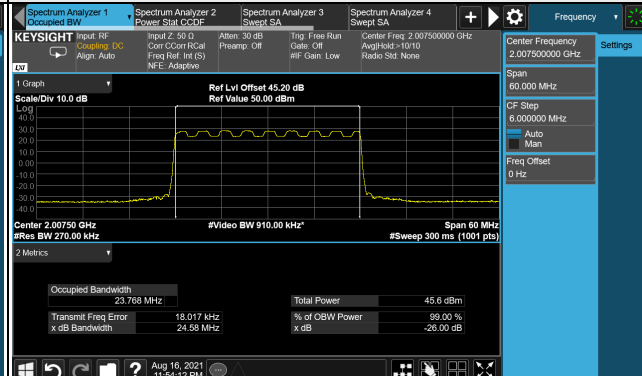
OCP 99 Bandwidth

Ch 401500 (2007.5MHz)

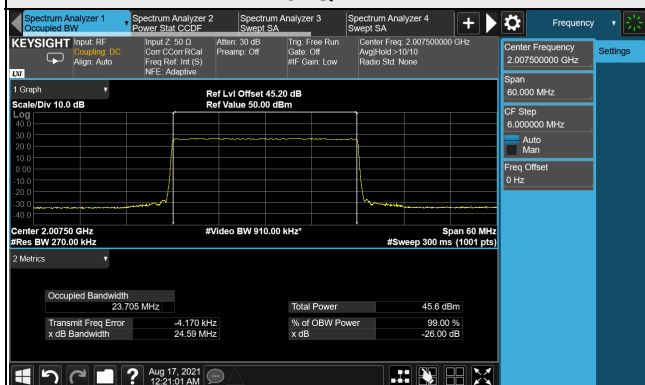
QPSK



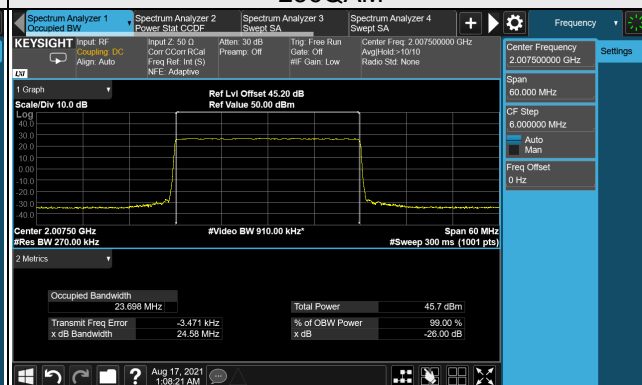
16QAM



64QAM



256QAM



CA-Contiguous

5MHz+5MHz

Channel Number	Freq. (MHz)	OCP 99 Bandwidth (MHz)															
		Ant. TX0				Ant. TX1				Ant. TX2				Ant. TX3			
		QPSK	16QAM	64QAM	256QAM	QPSK	16QAM	64QAM	256QAM	QPSK	16QAM	64QAM	256QAM	QPSK	16QAM	64QAM	256QAM
399500+400500	1997.5+2002.5	9.44	9.44	9.41	9.41	9.44	9.44	9.41	9.41	9.44	9.44	9.41	9.41	9.44	9.44	9.41	9.41
401000+402000	2005.0+2010.0	9.44	9.44	9.42	9.41	9.44	9.44	9.42	9.41	9.44	9.44	9.42	9.41	9.44	9.44	9.42	9.41
402500+403500	2012.5+2017.5	9.44	9.44	9.42	9.41	9.44	9.44	9.41	9.41	9.44	9.44	9.41	9.41	9.44	9.44	9.41	9.41

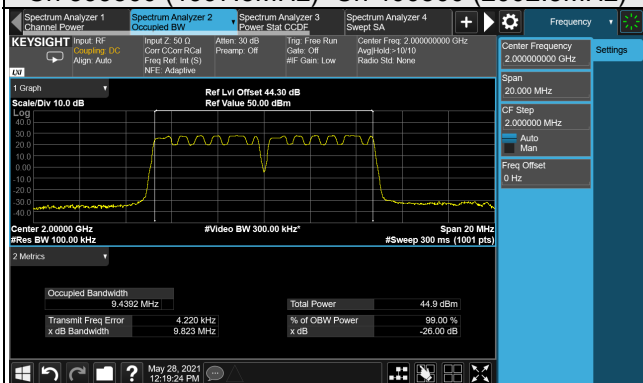
Ant. TX 0

Spectrum Plot of Worst Value

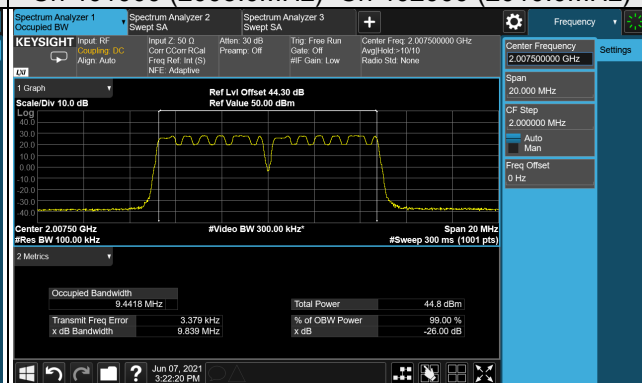
OCP 99 Bandwidth

QPSK

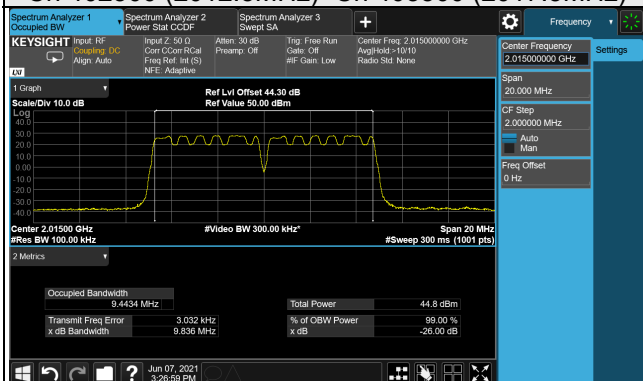
Ch 399500 (1997.5MHz)+Ch 400500 (2002.5MHz)



Ch 401000 (2005.0MHz)+Ch 402000 (2010.0MHz)

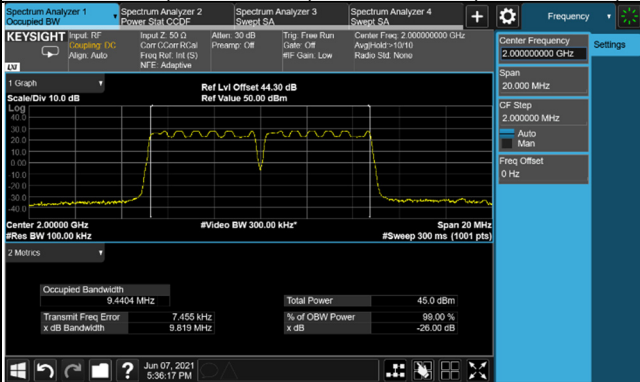


Ch 402500 (2012.5MHz)+Ch 403500 (2017.5MHz)

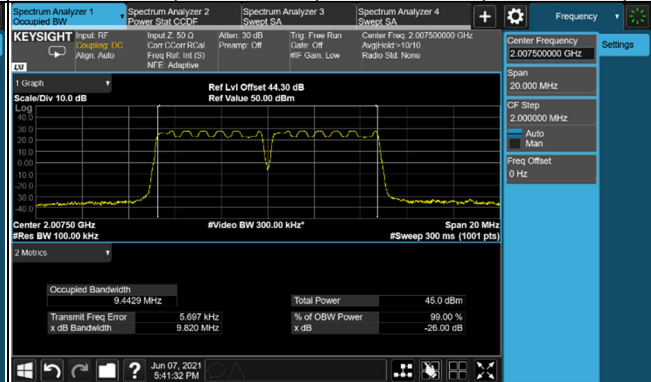


16QAM

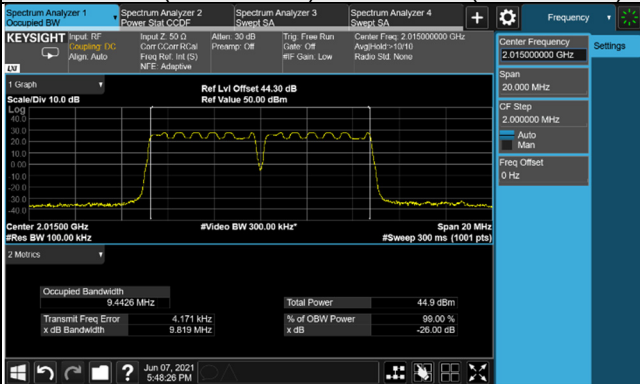
Ch 399500 (1997.5MHz)+Ch 400500 (2002.5MHz)



Ch 401000 (2005.0MHz)+Ch 402000 (2010.0MHz)

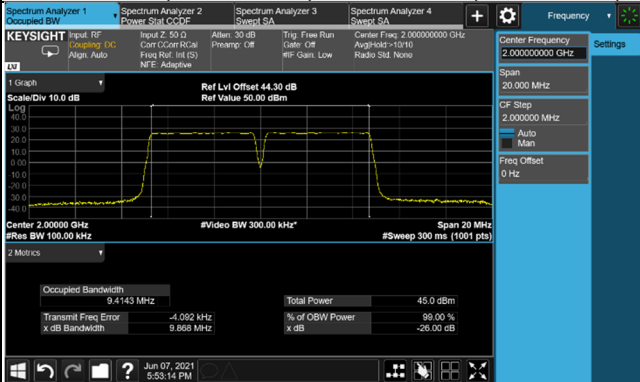


Ch 402500 (2012.5MHz)+Ch 403500 (2017.5MHz)

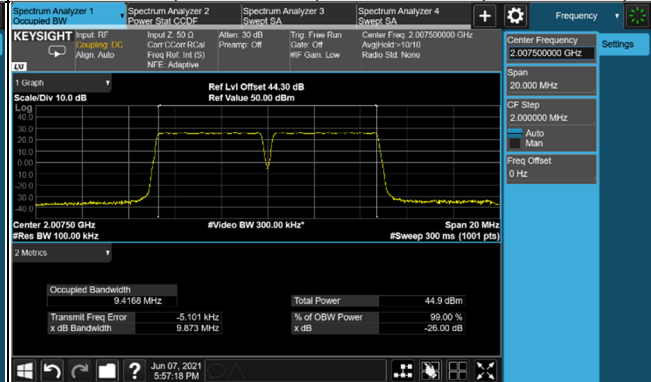


64QAM

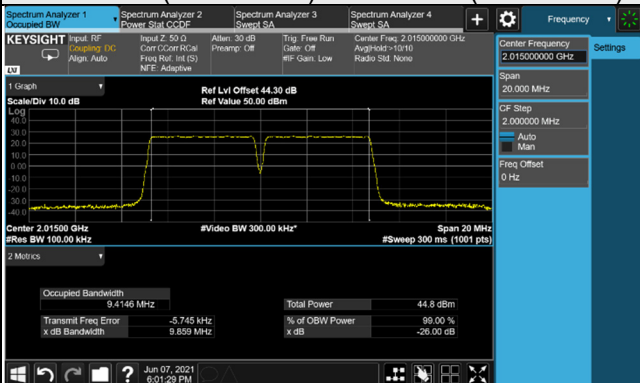
Ch 399500 (1997.5MHz)+Ch 400500 (2002.5MHz)



Ch 401000 (2005.0MHz)+Ch 402000 (2010.0MHz)

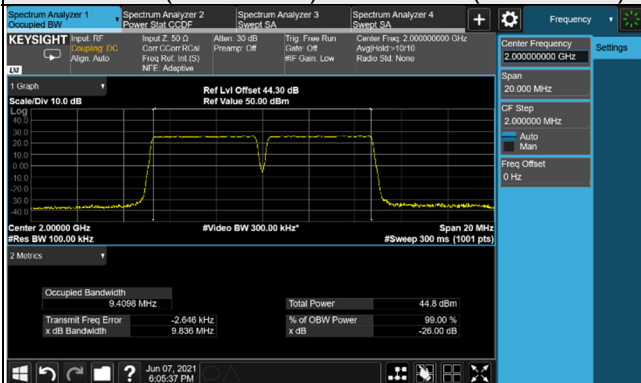


Ch 402500 (2012.5MHz)+Ch 403500 (2017.5MHz)

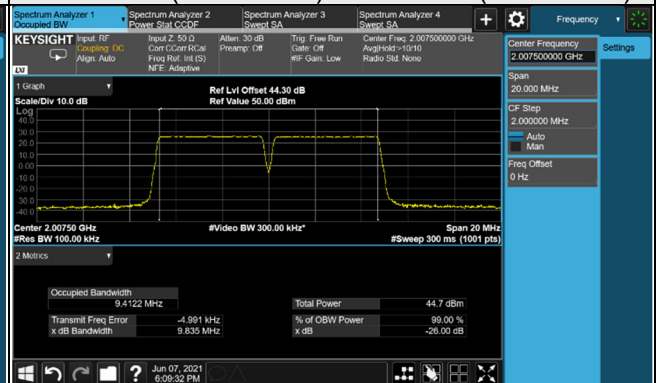


256QAM

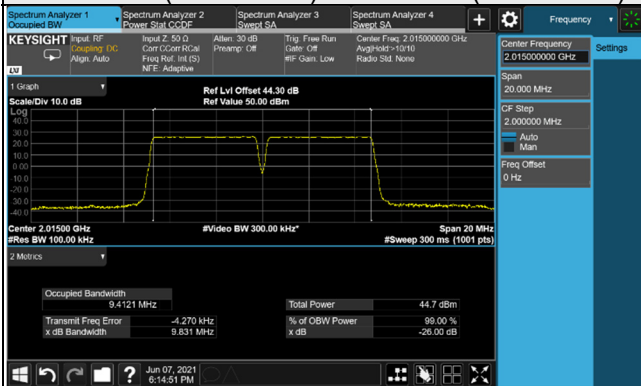
Ch 399500 (1997.5MHz)+Ch 400500 (2002.5MHz)



Ch 401000 (2005.0MHz)+Ch 402000 (2010.0MHz)



Ch 402500 (2012.5MHz)+Ch 403500 (2017.5MHz)



Ant. TX 1

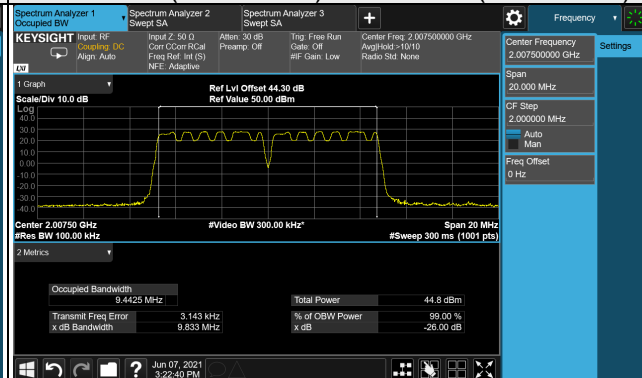
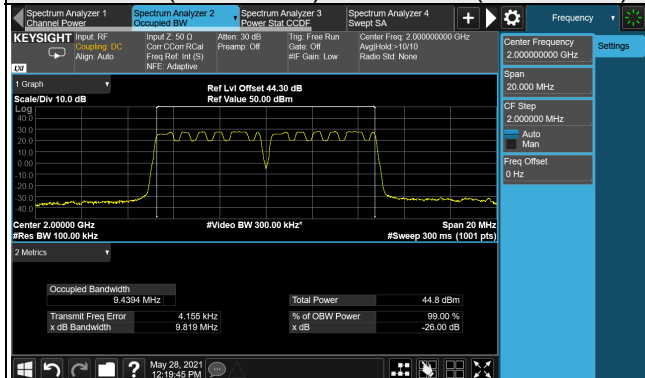
Spectrum Plot of Worst Value

OCP 99 Bandwidth

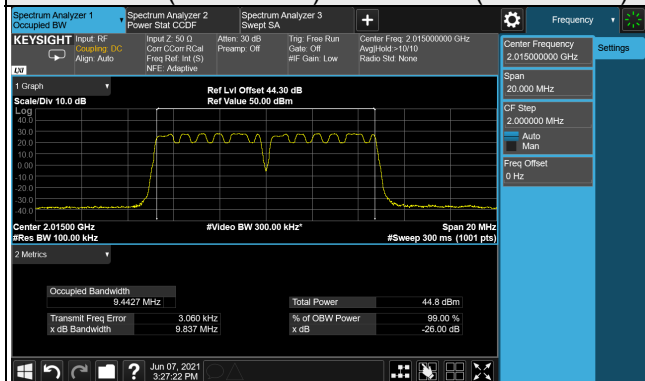
QPSK

Ch 399500 (1997.5MHz)+Ch 400500 (2002.5MHz)

Ch 401000 (2005.0MHz)+Ch 402000 (2010.0MHz)

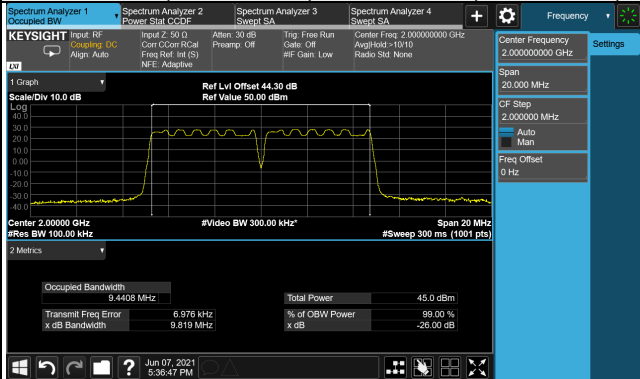


Ch 402500 (2012.5MHz)+Ch 403500 (2017.5MHz)

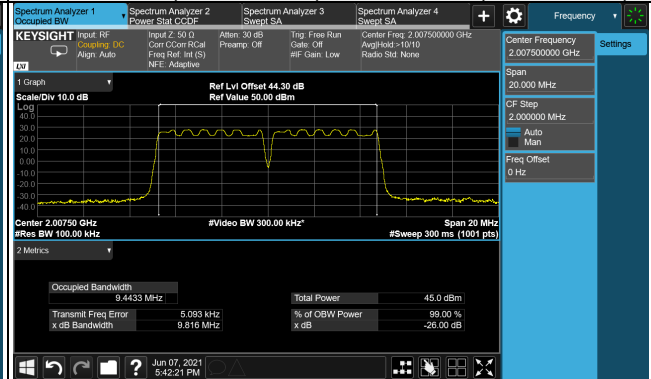


16QAM

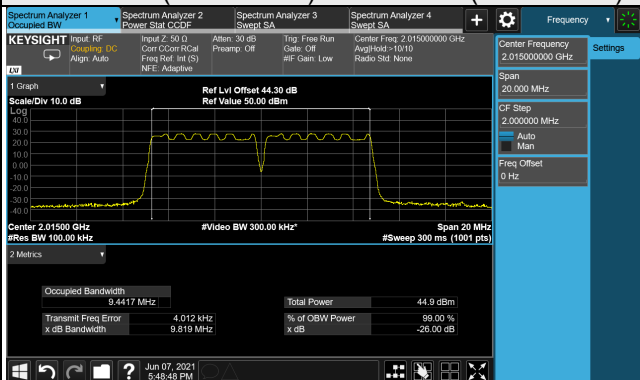
Ch 399500 (1997.5MHz)+Ch 400500 (2002.5MHz)



Ch 401000 (2005.0MHz)+Ch 402000 (2010.0MHz)

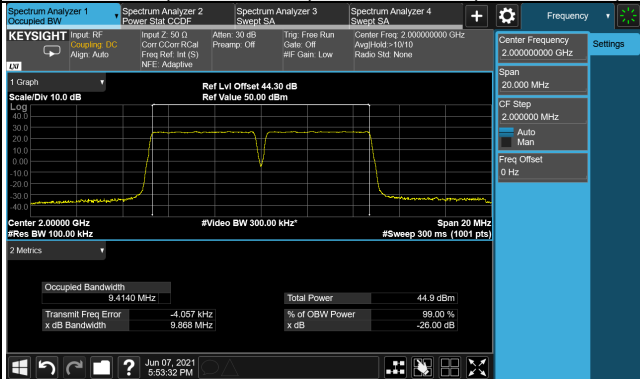


Ch 402500 (2012.5MHz)+Ch 403500 (2017.5MHz)

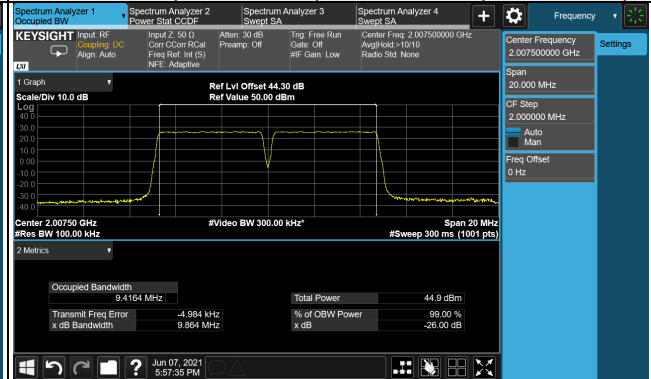


64QAM

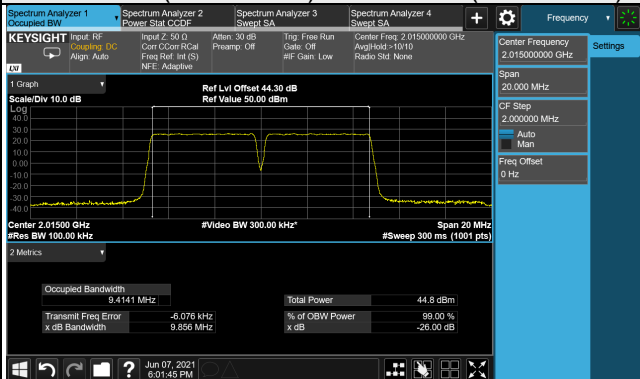
Ch 399500 (1997.5MHz)+Ch 400500 (2002.5MHz)



Ch 401000 (2005.0MHz)+Ch 402000 (2010.0MHz)

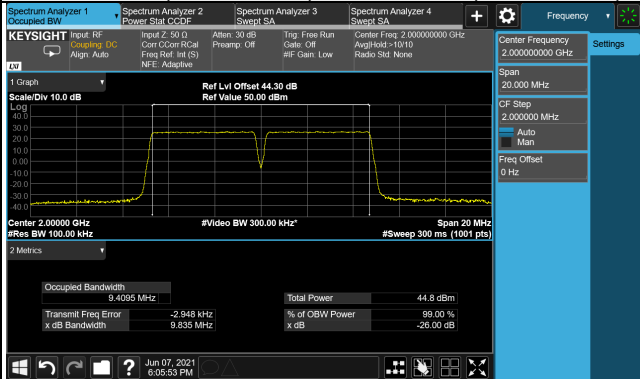


Ch 402500 (2012.5MHz)+Ch 403500 (2017.5MHz)

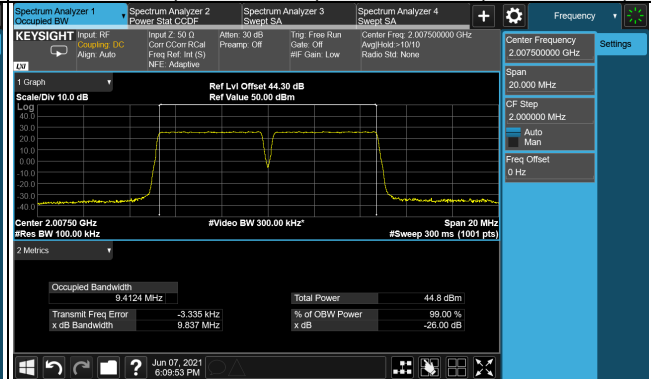


256QAM

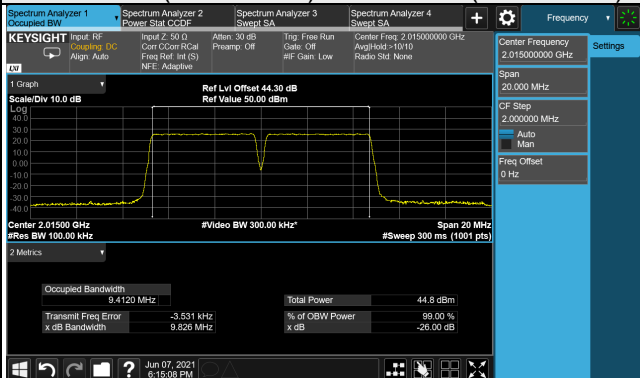
Ch 399500 (1997.5MHz)+Ch 400500 (2002.5MHz)



Ch 401000 (2005.0MHz)+Ch 402000 (2010.0MHz)



Ch 402500 (2012.5MHz)+Ch 403500 (2017.5MHz)



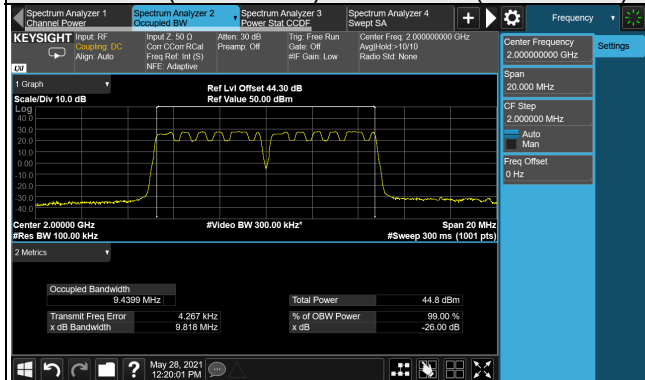
Ant. TX 2

Spectrum Plot of Worst Value

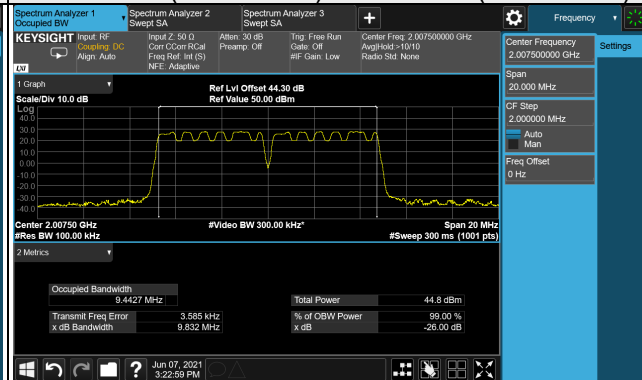
OCP 99 Bandwidth

QPSK

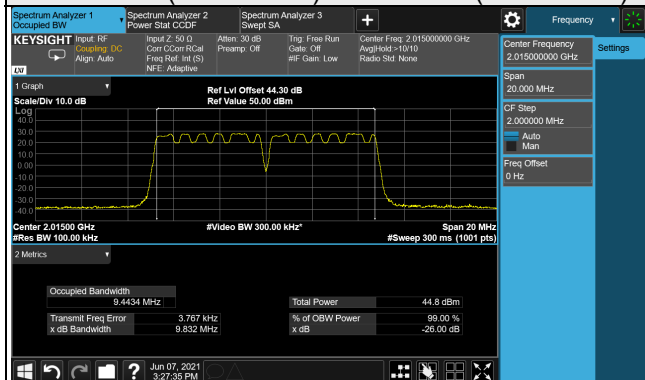
Ch 399500 (1997.5MHz)+Ch 400500 (2002.5MHz)



Ch 401000 (2005.0MHz)+Ch 402000 (2010.0MHz)

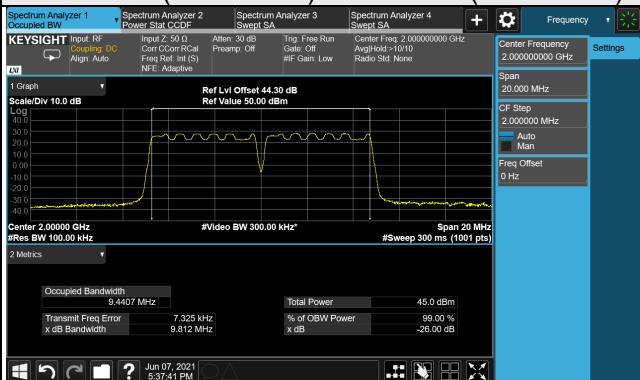


Ch 402500 (2012.5MHz)+Ch 403500 (2017.5MHz)

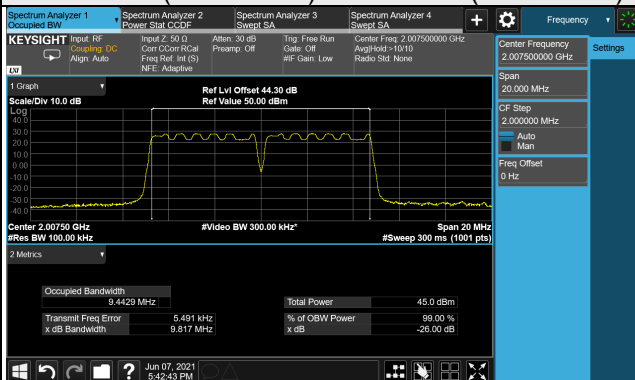


16QAM

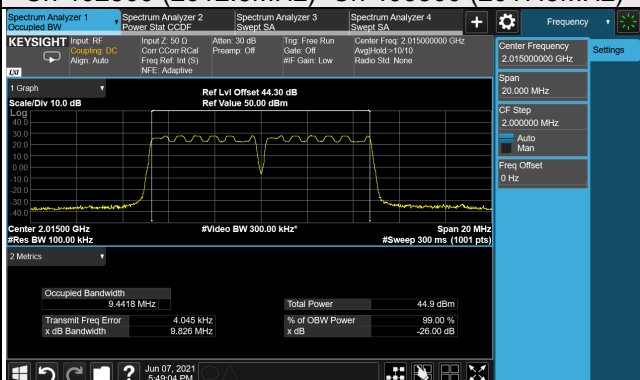
Ch 399500 (1997.5MHz)+Ch 400500 (2002.5MHz)



Ch 401000 (2005.0MHz)+Ch 402000 (2010.0MHz)

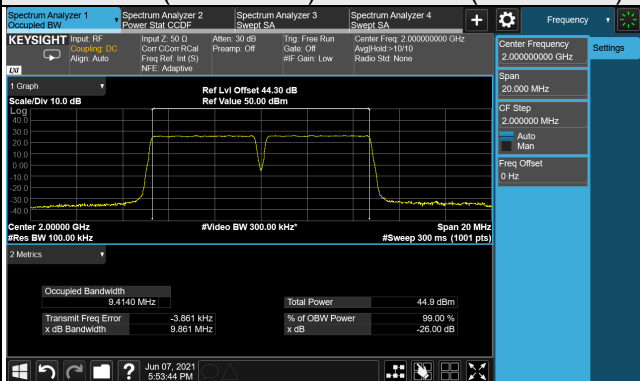


Ch 402500 (2012.5MHz)+Ch 403500 (2017.5MHz)

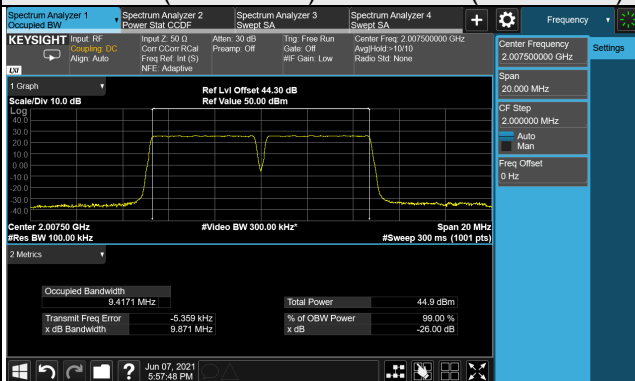


64QAM

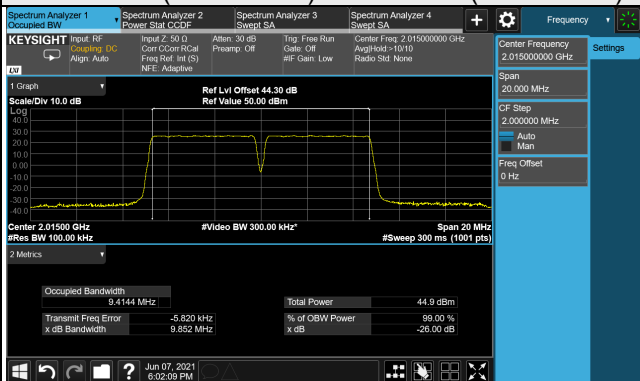
Ch 399500 (1997.5MHz)+Ch 400500 (2002.5MHz)



Ch 401000 (2005.0MHz)+Ch 402000 (2010.0MHz)

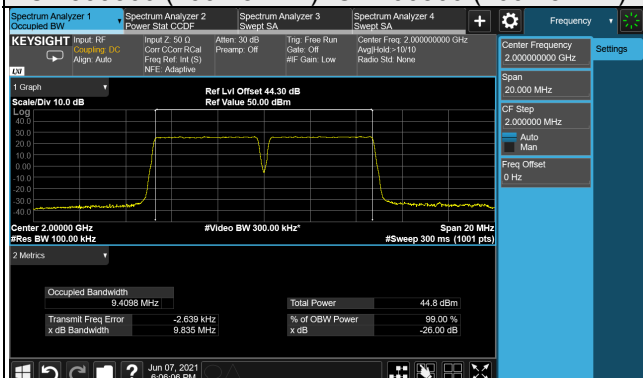


Ch 402500 (2012.5MHz)+Ch 403500 (2017.5MHz)

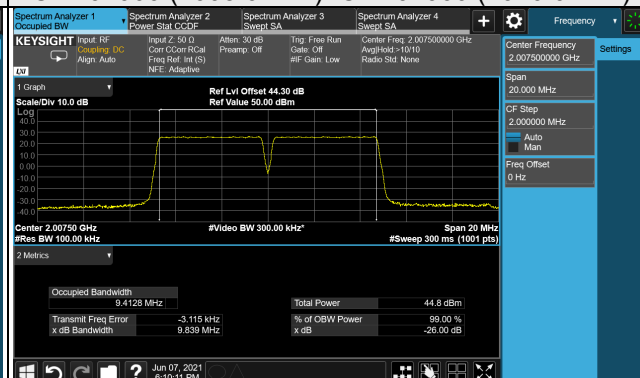


256QAM

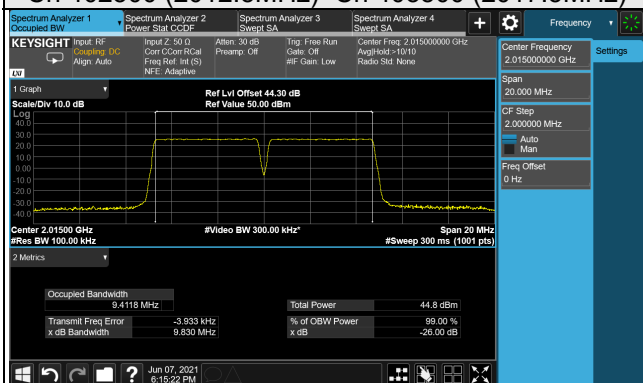
Ch 399500 (1997.5MHz)+Ch 400500 (2002.5MHz)



Ch 401000 (2005.0MHz)+Ch 402000 (2010.0MHz)



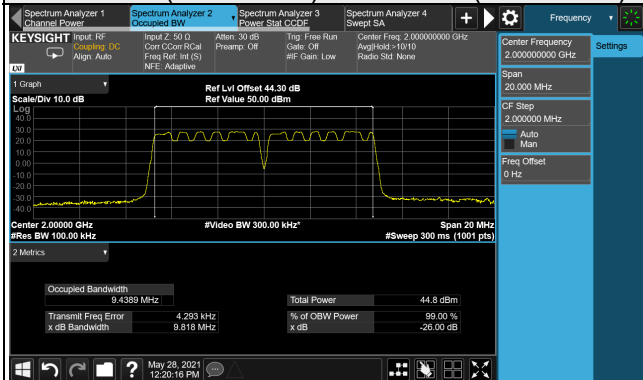
Ch 402500 (2012.5MHz)+Ch 403500 (2017.5MHz)



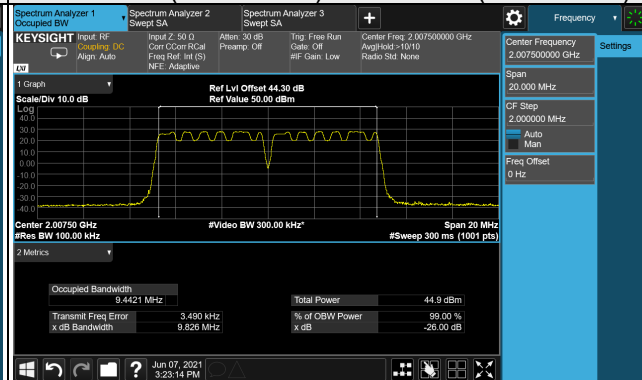
Ant. TX 3

Spectrum Plot of Worst Value
OCP 99 Bandwidth
QPSK

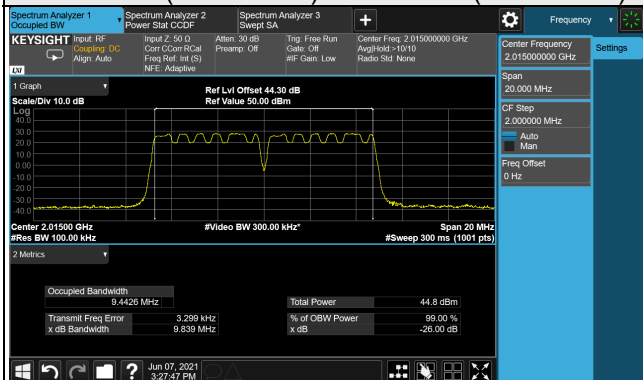
Ch 399500 (1997.5MHz)+Ch 400500 (2002.5MHz)



Ch 401000 (2005.0MHz)+Ch 402000 (2010.0MHz)

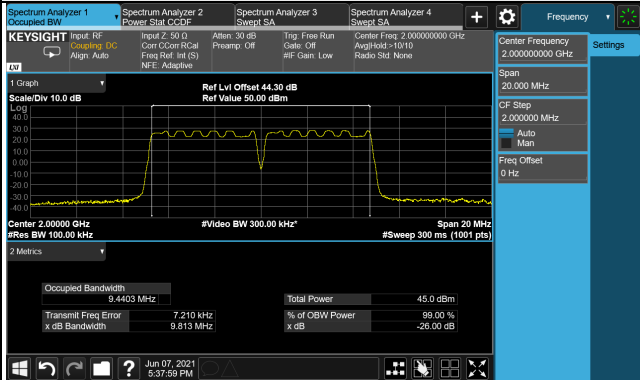


Ch 402500 (2012.5MHz)+Ch 403500 (2017.5MHz)

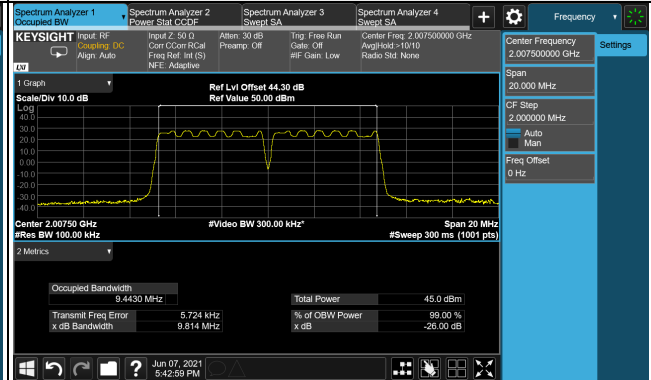


16QAM

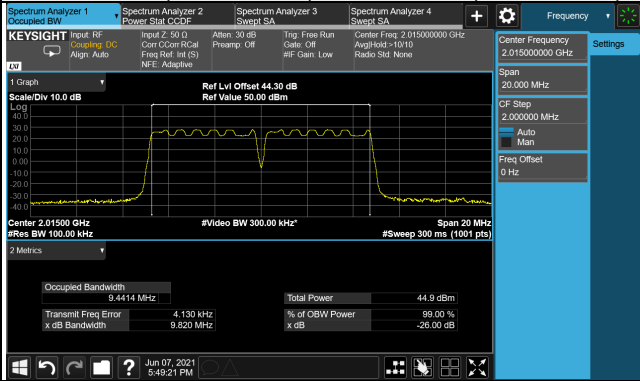
Ch 399500 (1997.5MHz)+Ch 400500 (2002.5MHz)



Ch 401000 (2005.0MHz)+Ch 402000 (2010.0MHz)

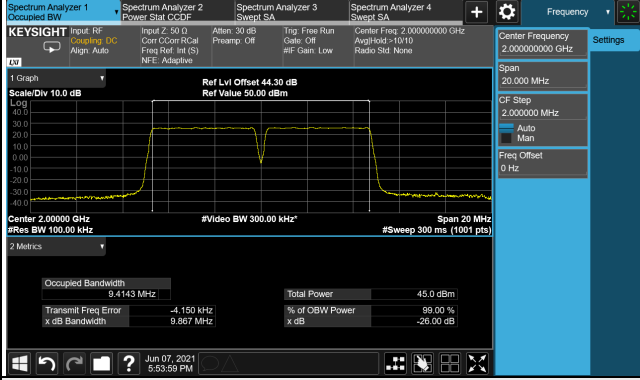


Ch 402500 (2012.5MHz)+Ch 403500 (2017.5MHz)

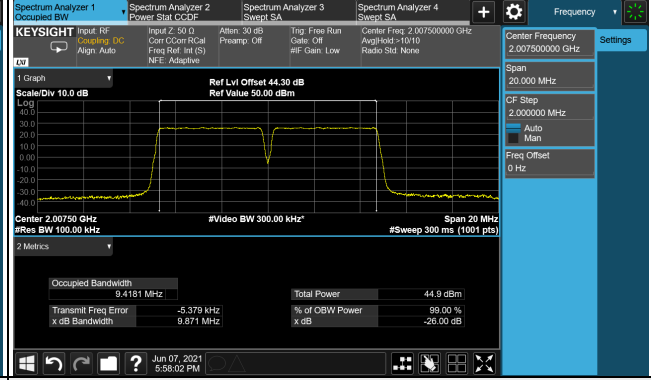


64QAM

Ch 399500 (1997.5MHz)+Ch 400500 (2002.5MHz)



Ch 401000 (2005.0MHz)+Ch 402000 (2010.0MHz)



Ch 402500 (2012.5MHz)+Ch 403500 (2017.5MHz)

