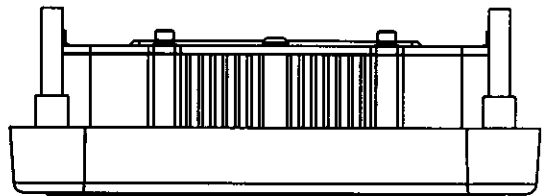


8 7 6 5 4 3 2 1

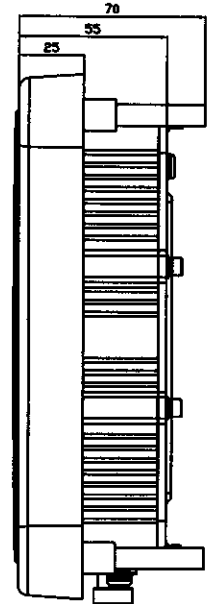
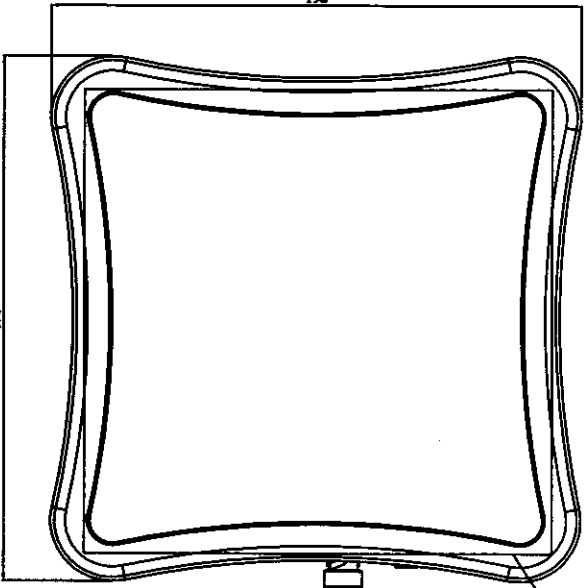
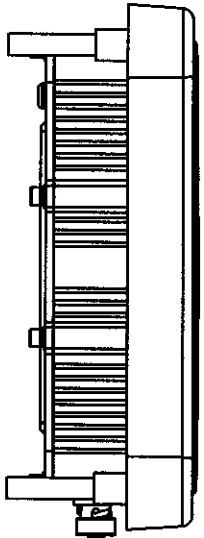
D

D



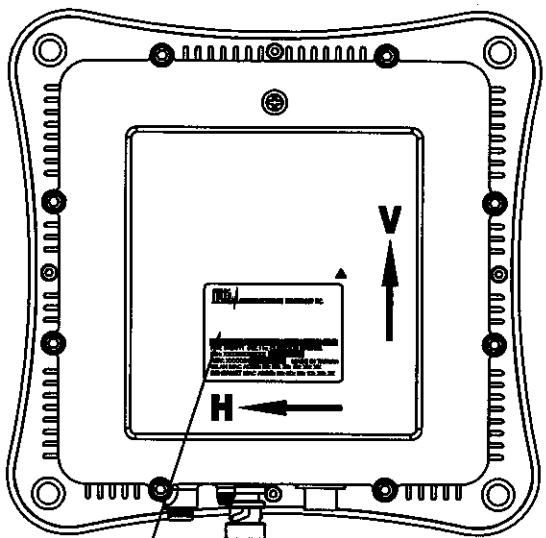
C

C



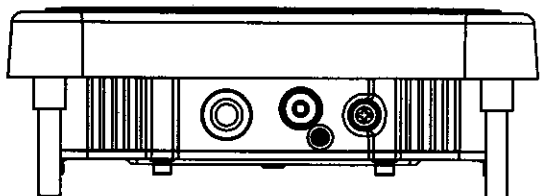
B

B



A

A



PROTECTING SHEET ON THE ANTENNA COVER

3001-07103-1

### DDU FINAL ASSEMBLY

MICROELECTRONICS TECHNOLOGY, INC. IMP. BRUCHI, TAVAR, S.A.C.		
CODE	DWG TITLE	
	ASSEMBLY DRAWING	
	802.11a Outdoor Bridge Internal Antenna	
SIZE	DWG NO.	REV
A1	22-BR5811	A1
SCALE	1/1	SHEET 4 OF 5

8 7 6 5 4 3 2 1