



# Test Setup Photographs

## Photographs of Radiated Emissions Test Setup




The EUT was taped to a foam block and cardboard, in order to change the orientation.


125 kHz to 30 MHz








30 – 250 MHz







**Photographs of Conducted Emissions Test Setup**



