

Test Setup Photographs


Photographs of Radiated Emissions Test Setup




The EUT was taped to a foam block to change the orientation.




0.01-30 MHz



30-200 MHz





Photographs of Conducted Emissions Test Setup

