

SETUP PHOTOS EXHIBIT

Report Number: R15440806-EP2

Applicant : RF IDEAS
425 N. Martingale Road
Suite 1680
Schaumburg, IL 60173, USA

Model : MD30L00

FCC ID : M9MMD30L00

IC : 6571A-MD30L00

EUT Description : Dual Band RFID Card Reader

Test Standard(s) : FCC 47 CFR PART 15 SUBPART C: 2024
RSS-210 ISSUE 11: 2024
RSS-GEN ISSUE 5 + A1 + A2: 2021

Date Of Issue:

2024-11-05

Prepared by:

UL LLC

12 Laboratory Dr.

Research Triangle Park, NC 27709 U.S.A.

TEL: (919) 549-1400



REVISION HISTORY

Rev.	Issue Date	Revisions	Revised By
V1	2024-10-23	Initial Issue	Chandler Stanley
V2	2024-11-05	Updated Company Name	Chandler Stanley

TABLE OF CONTENTS

REVISION HISTORY2

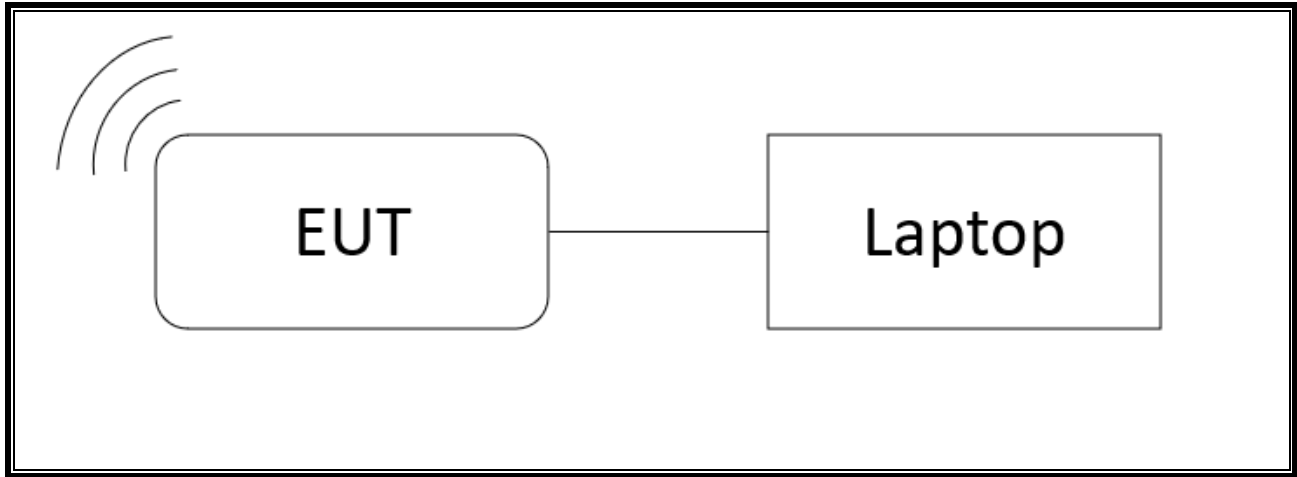
TABLE OF CONTENTS3

1. SETUP DIAGRAM.....4

2. SETUP PHOTOS.....5


END OF TEST REPORT12

1. SETUP DIAGRAM



2. SETUP PHOTOS

CONDUCTED MEASUREMENT SETUP



CONDUCTED TEST EQUIPMENT SETUP




CONDUCTED EUT OBW & FREQUENCY STABILITY SETUP





RADIATED RF MEASUREMENT SETUP


RADIATED PHOTO (<30 MHz)




RADIATED PHOTO (<30 MHz)





RADIATED PHOTO (30-1000 MHz)




AC MAINS LINE CONDUCTED MEASUREMENT SETUP



XYZ





END OF EXHIBIT