



Test Setup Photographs

Photographs of Radiated Emissions Test Setup




The EUT was taped to a foam block and cardboard, in order to change the orientation.


125 kHz to 30 MHz



30 – 250 MHz



250 – 1000 MHz



Photographs of Conducted Emissions Test Setup

