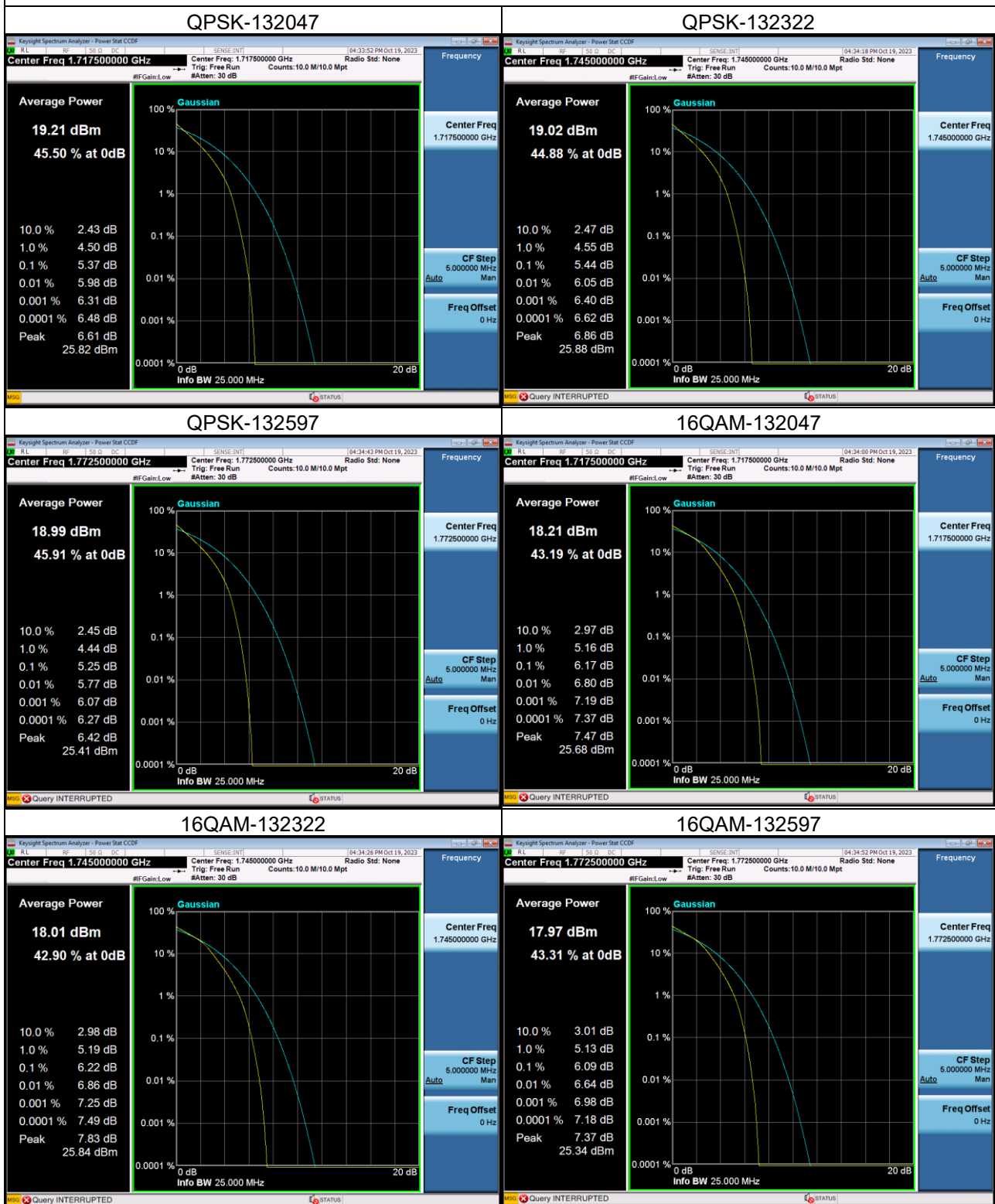
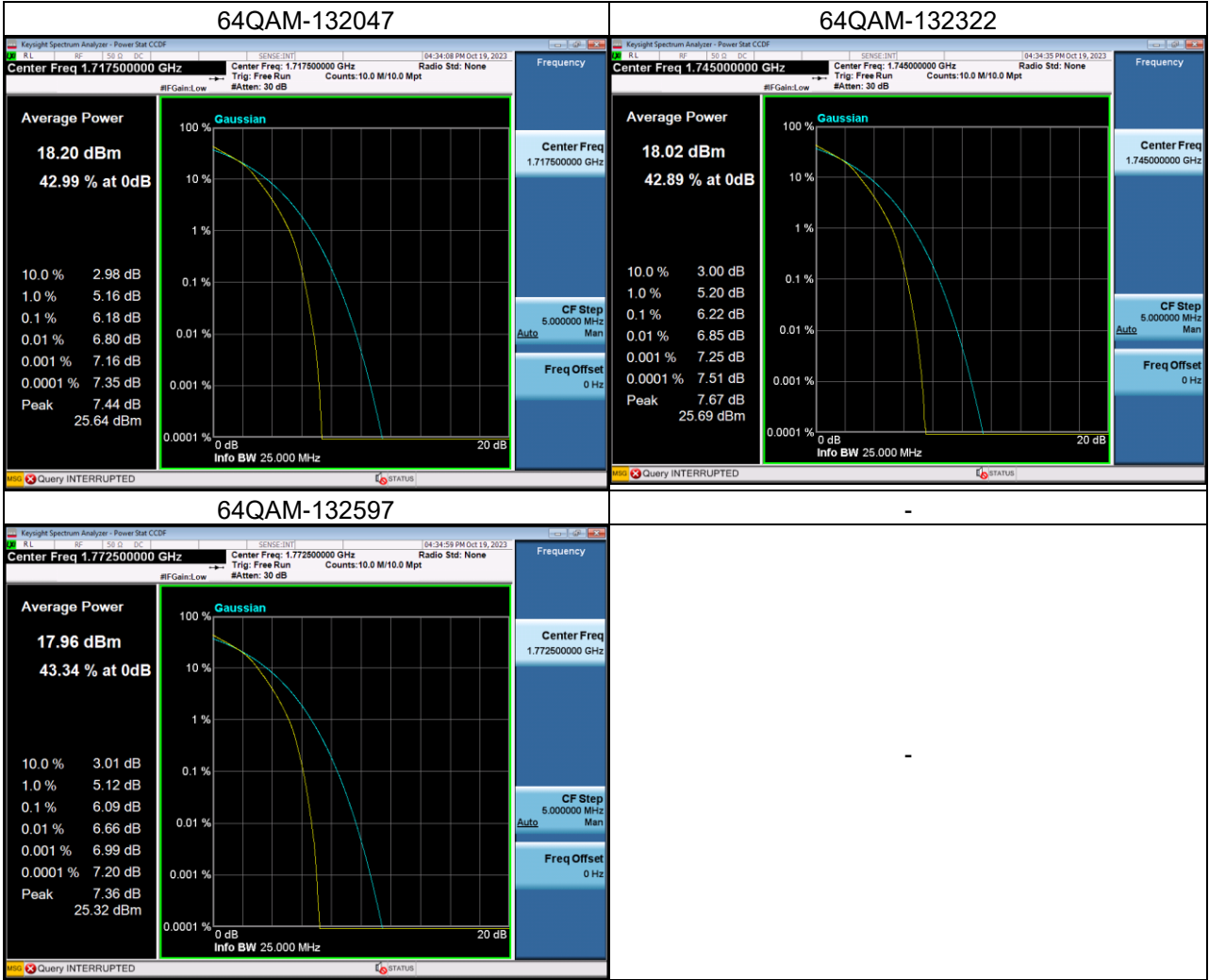
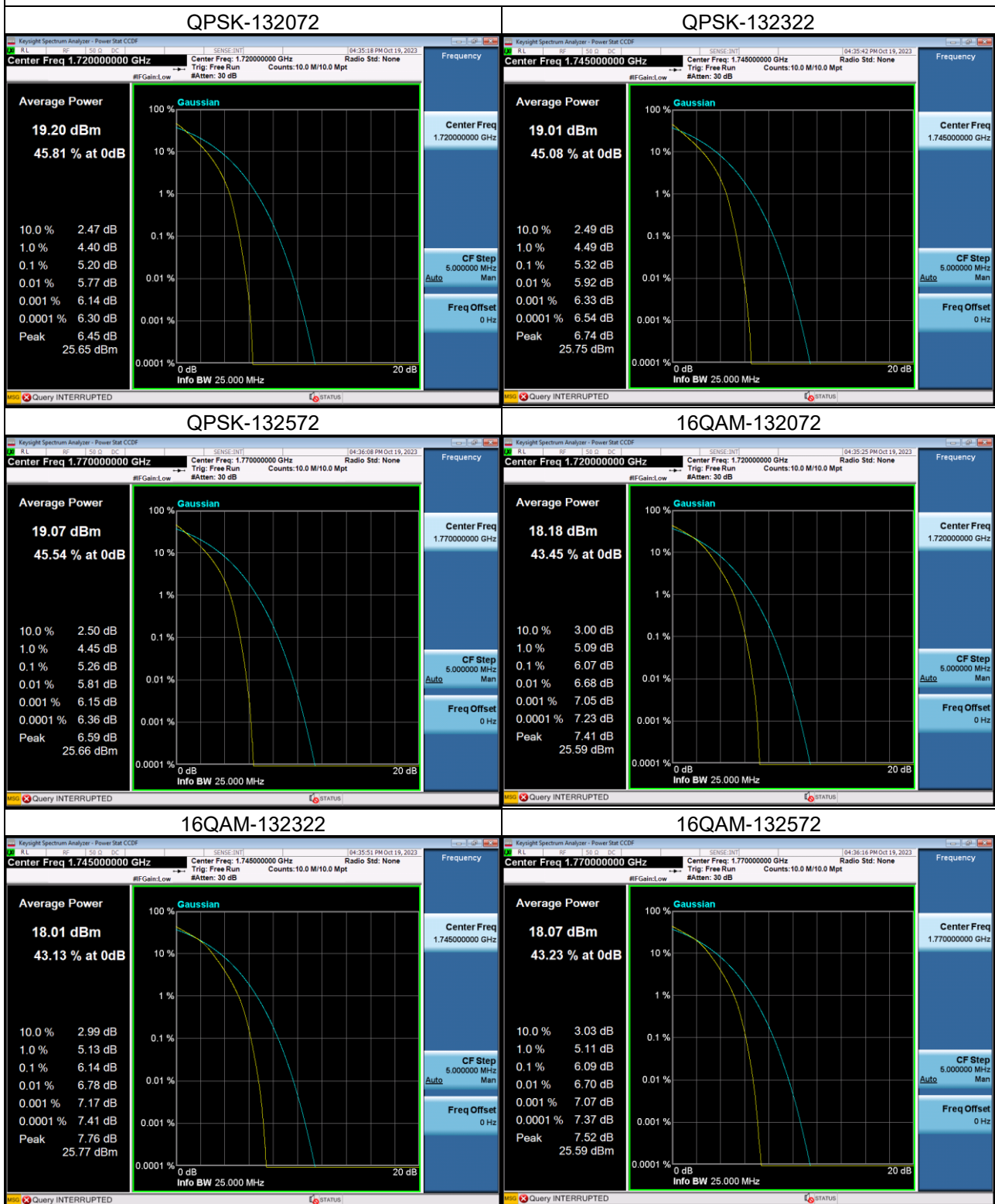


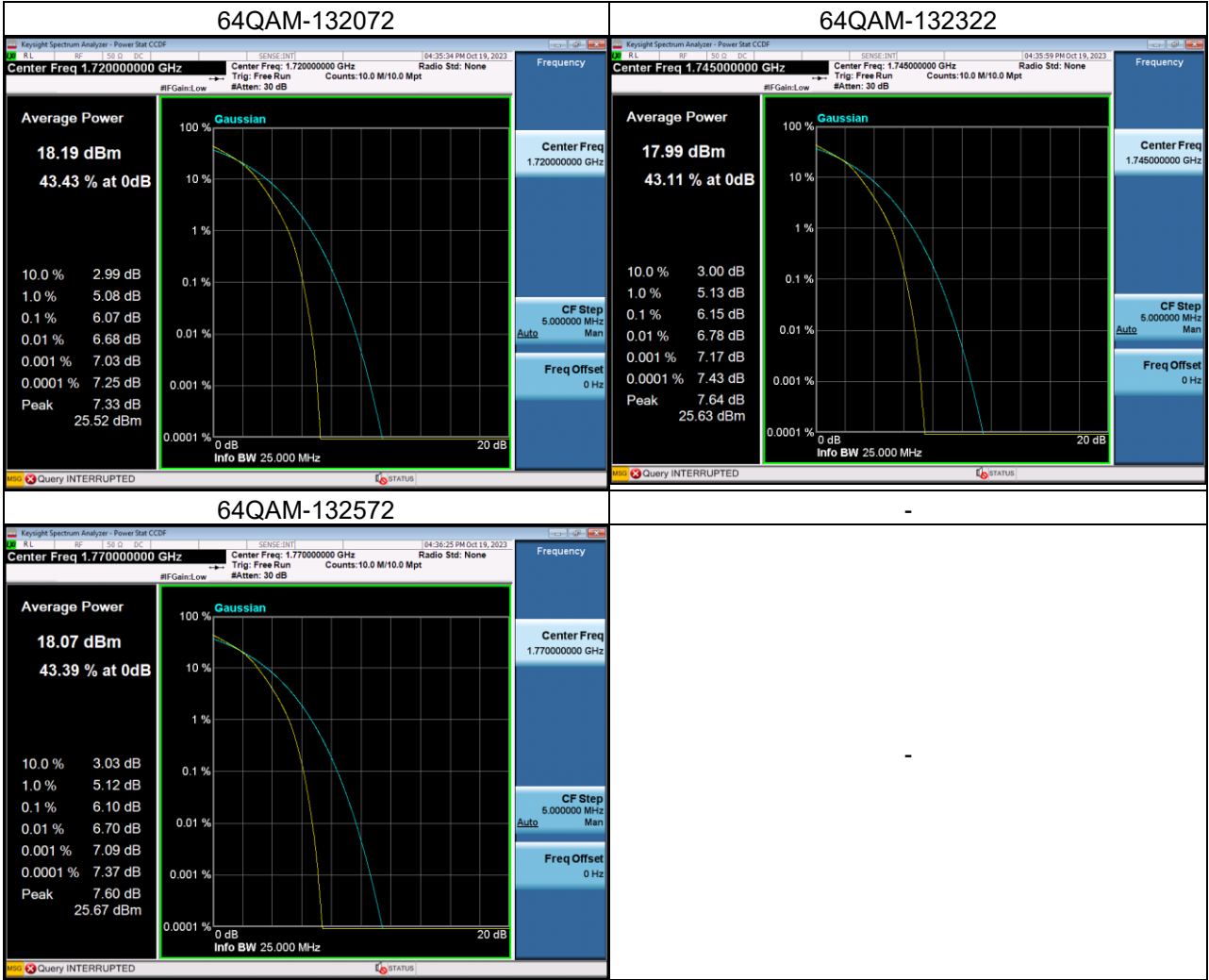
LTE Band 66_15M Spectrum Plot





LTE Band 66_20M Spectrum Plot





APPENDIX G FREQUENCY STABILITY

Test Mode	WCDMA Band IV & LTE Band 4, 7, 7C, 12, 13, 41, 41C, 66
Test Date	2023/10/26

Voltage	Frequency Error(ppm)									Limit(ppm)
	WCDMA Band IV	LTE Band 4	LTE Band 7	LTE Band 7C	LTE Band 12	LTE Band 13	LTE Band 41	LTE Band 41C	LTE Band 66	
High Voltage	0.2800	0.0600	0.1800	0.2200	0.0400	0.2600	0.1100	0.1200	0.0500	2.5
Normal Voltage	0.0000	0.2500	0.1200	0.0500	0.2900	0.0600	0.0500	0.3000	0.2800	2.5
Low Voltage	0.0500	0.1700	-0.0300	-0.0200	-0.0300	0.3000	0.2300	0.1300	0.2300	2.5

Temp	Frequency Error(ppm)									Limit(ppm)
	WCDMA Band IV	LTE Band 4	LTE Band 7	LTE Band 7C	LTE Band 12	LTE Band 13	LTE Band 41	LTE Band 41C	LTE Band 66	
50	0.2800	0.2700	0.0800	0.1800	0.1400	0.0200	0.1200	0.1100	0.2300	2.5
40	0.2700	0.0900	-0.0100	0.2600	0.0000	0.2400	0.1400	0.1100	0.1500	2.5
30	0.0200	0.0000	0.2300	0.1300	0.2800	-0.0200	0.0600	0.2100	0.2900	2.5
20	0.0500	0.2700	0.1400	0.3000	0.1600	0.2000	0.1600	0.1700	0.0900	2.5
10	0.1400	0.1300	0.0900	0.1700	-0.0200	0.2200	0.1200	0.1700	0.1800	2.5
0	0.0600	0.1500	-0.0300	0.2000	0.2000	0.2000	0.1800	0.0800	0.0600	2.5
-10	0.1700	0.1400	0.0700	0.0800	0.2700	0.2900	0.1700	0.2000	0.0000	2.5
-20	0.2300	0.1400	0.2400	0.1000	0.2500	0.0700	0.1900	0.0500	0.1600	2.5
-30	0.2700	0.2500	0.0100	0.2500	-0.0500	-0.0300	0.0800	0.2100	0.2000	2.5

End of Test Report