



Appendix D. Photographs of EUT and Setup

FCC SAR Test Report


<Photographs of EUT>



EUT – Front View



EUT – Rear View



Optional Battery – Front View



Optional Battery – Rear View



EUT with RFID – Front View



EUT with RFID – Rear View




EUT Remove Bumper – Front View



EUT Remove Bumper – Rear View

FCC SAR Test Report


<Location of Antennas>



The separation distance for antenna to edge:

Antenna	To Top Side (mm)	To Bottom Side (mm)	To Left Side (mm)	To Right Side (mm)
WWAN	11	149	237	5
WLAN	15	180	8	235
BT	191	12	2	230

<Photographs of SAR Setup>



Rear Face of EUT (Removed Bumper) with 0 cm Gap (EUT without RFID Accessory)

Rear Face of EUT (Removed Bumper) with 0 cm Gap (EUT with RFID Accessory)