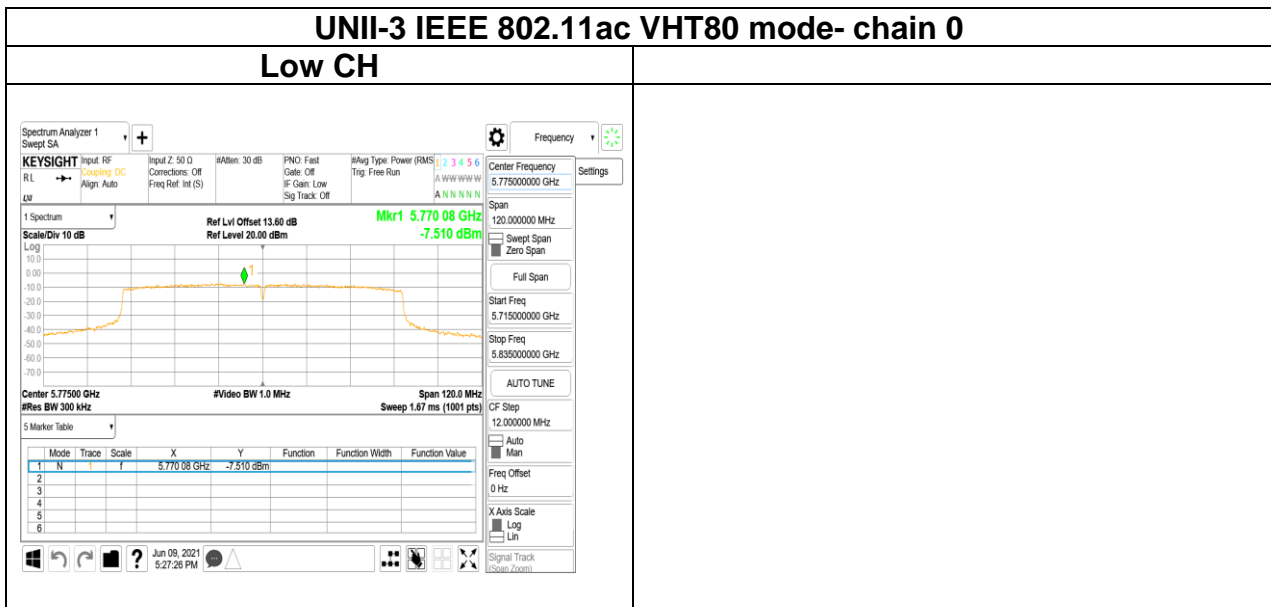
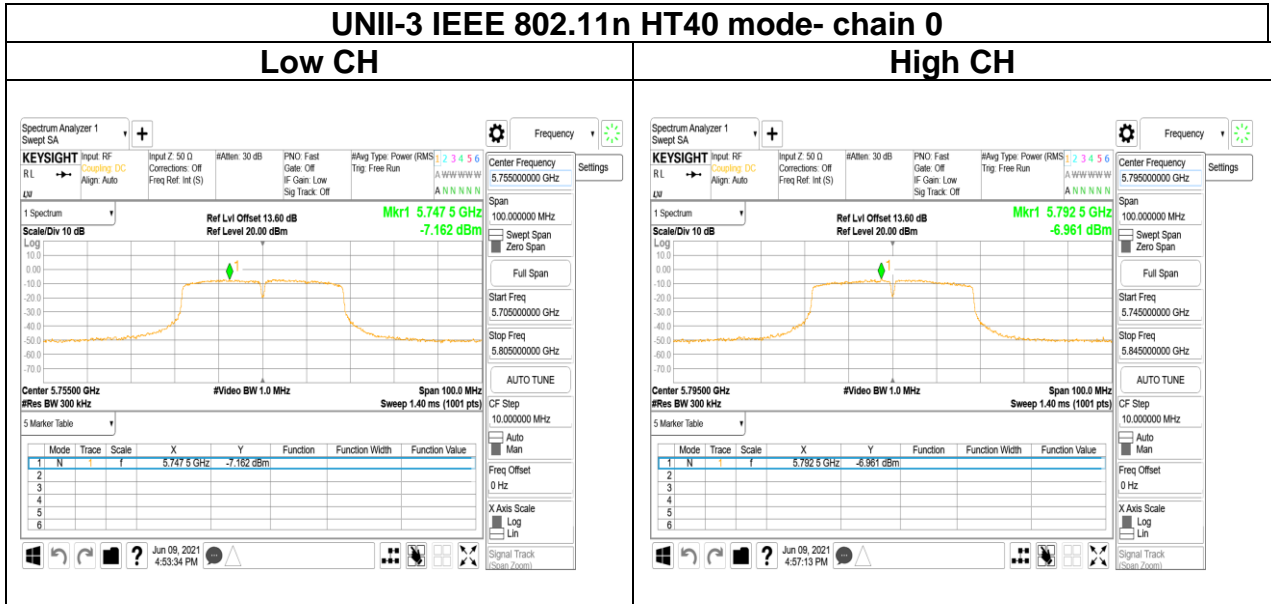


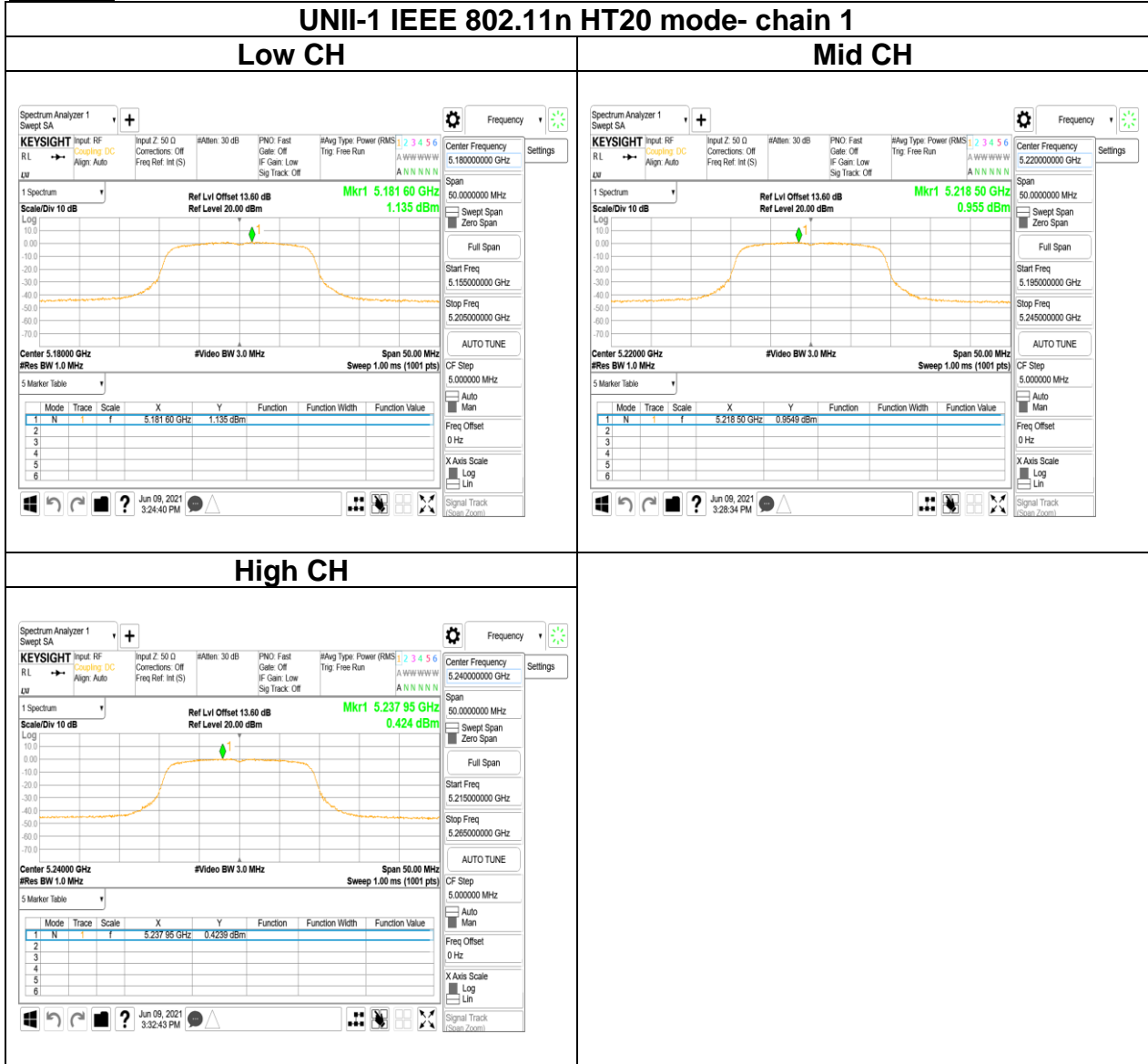
Report No.: T210113D03-RP4




Report No.: T210113D03-RP4

Test Data

Chain 1



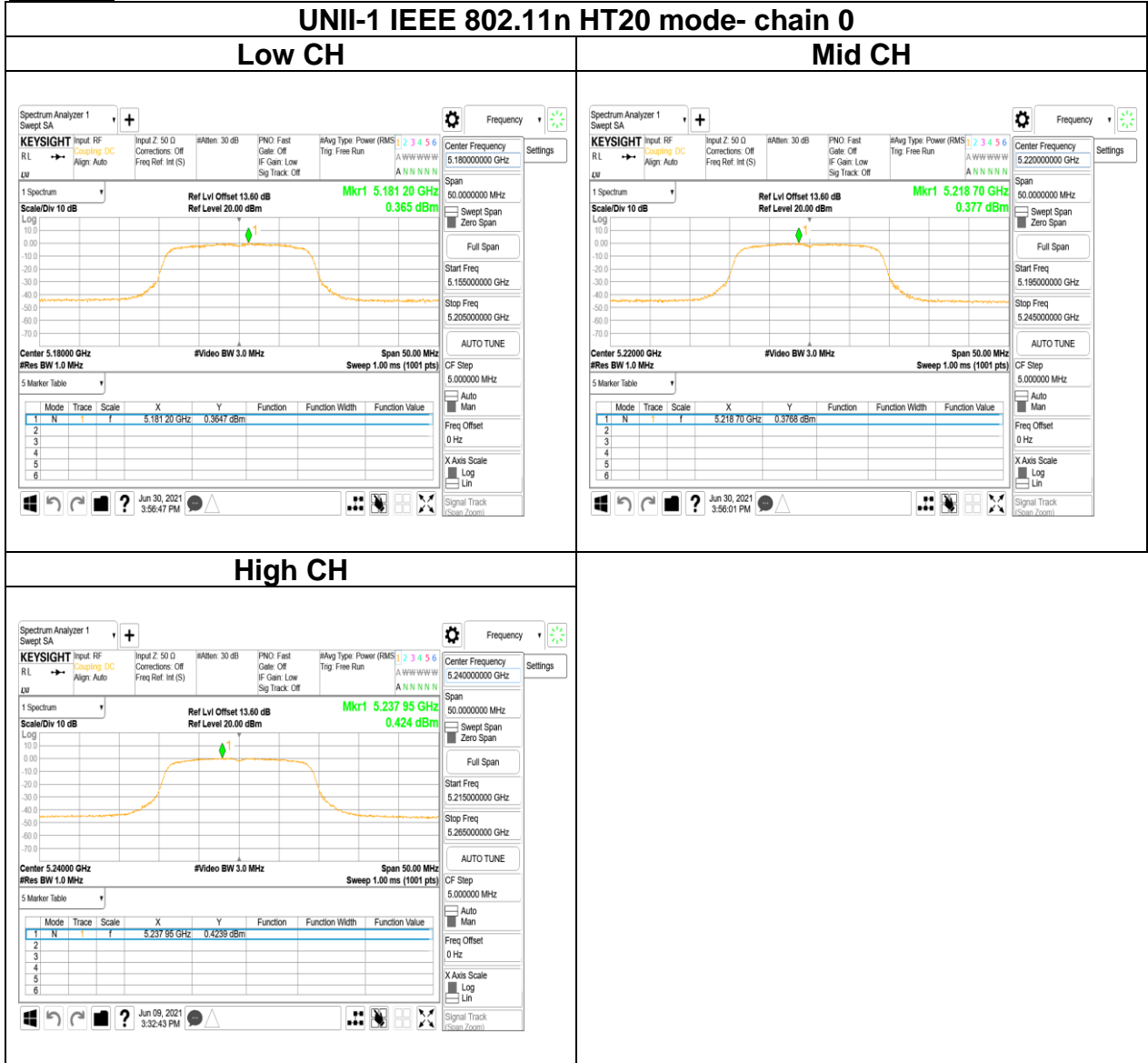
Report No.: T210113D03-RP4



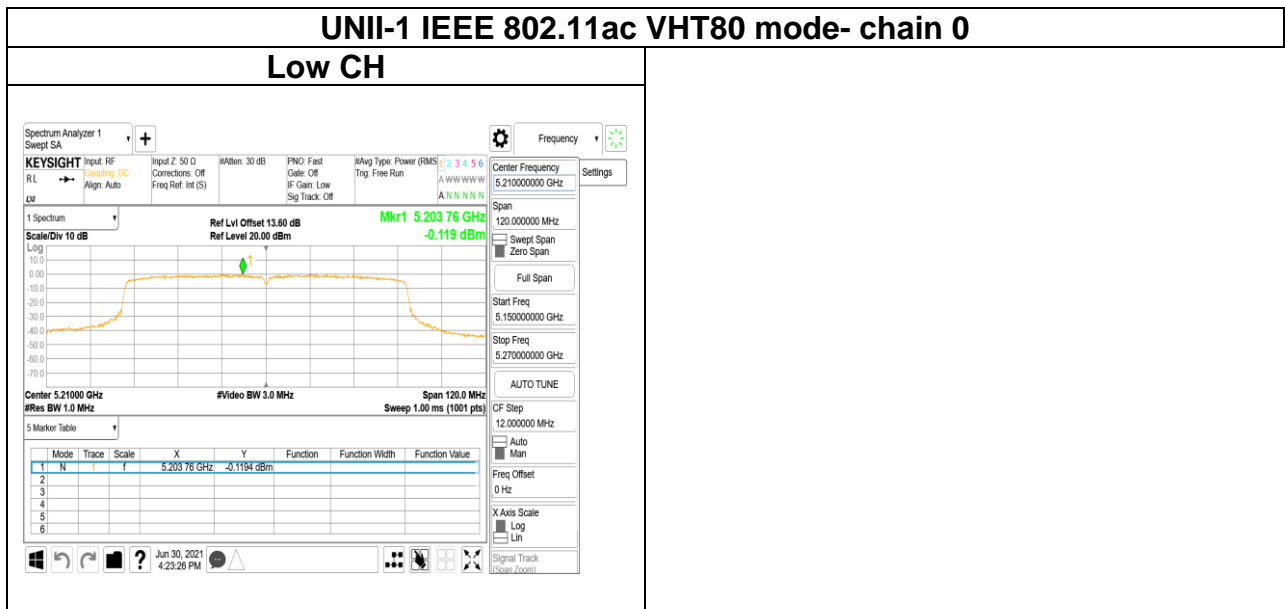
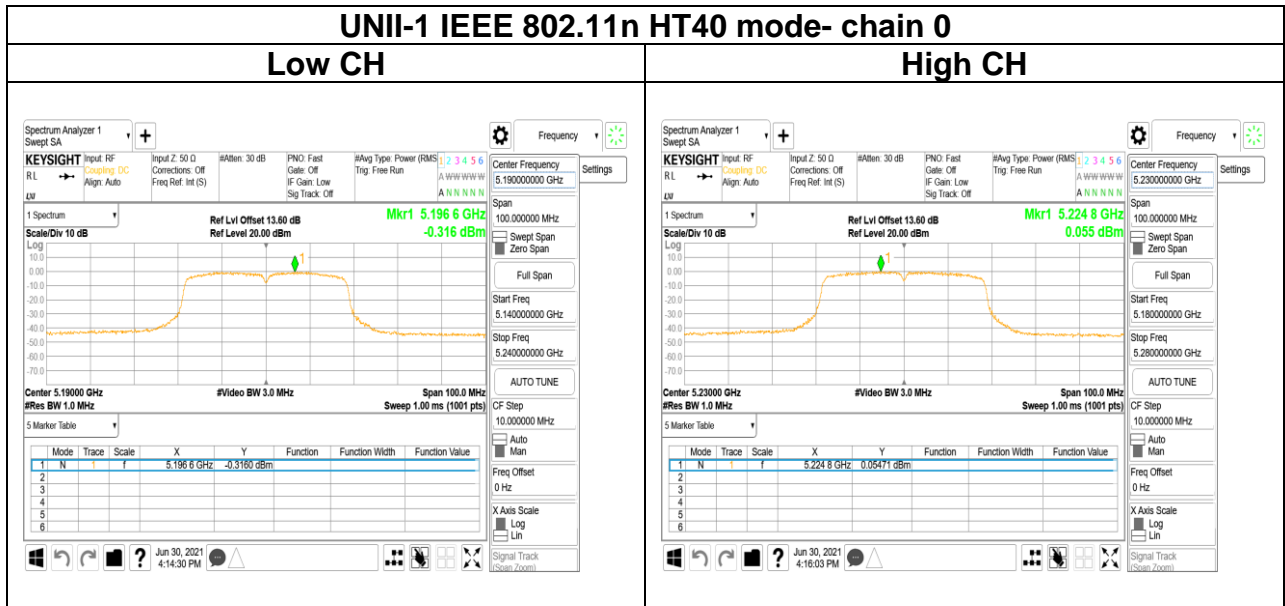
Report No.: T210113D03-RP4

Test Data

Chain 1



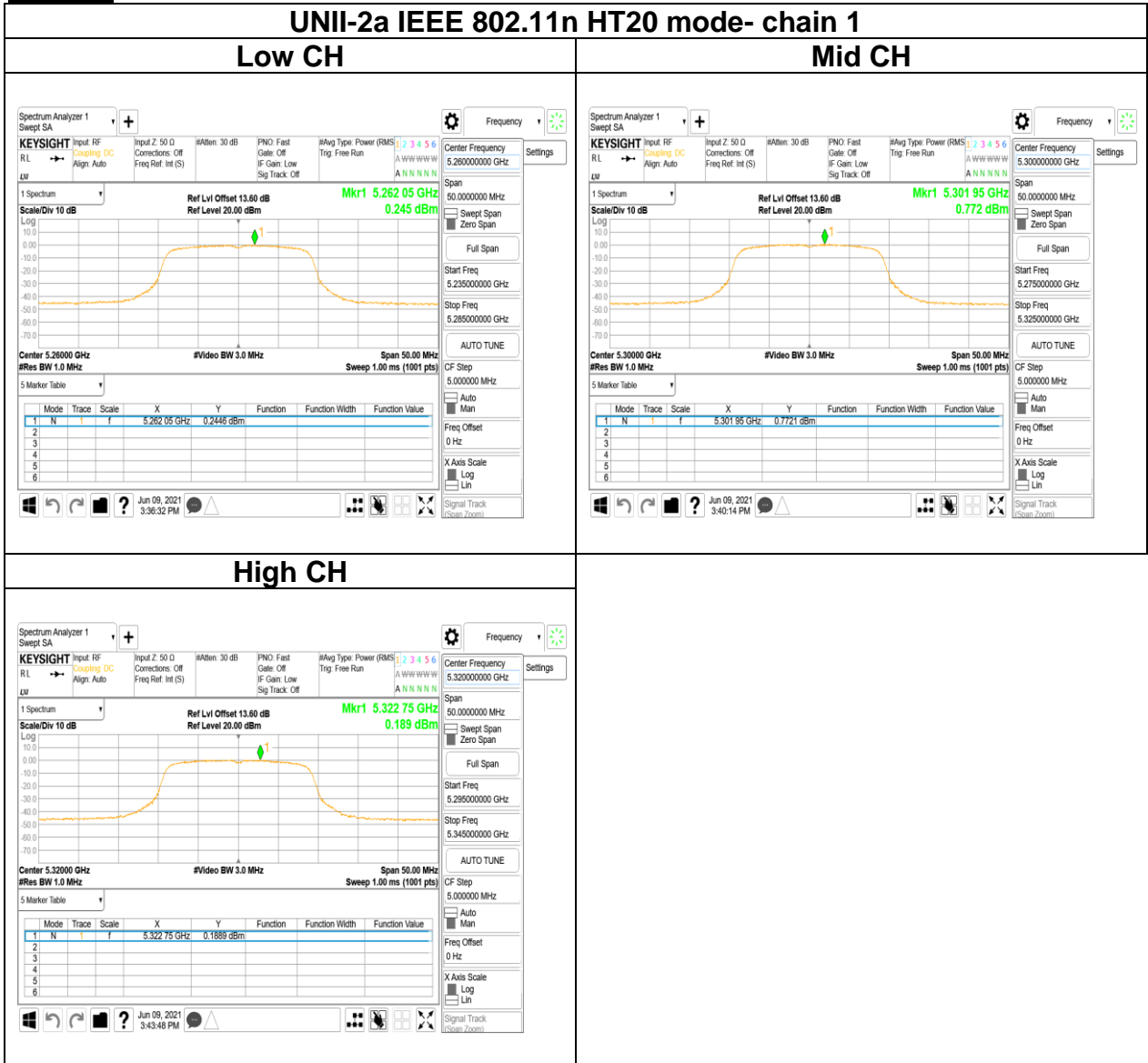
Report No.: T210113D03-RP4

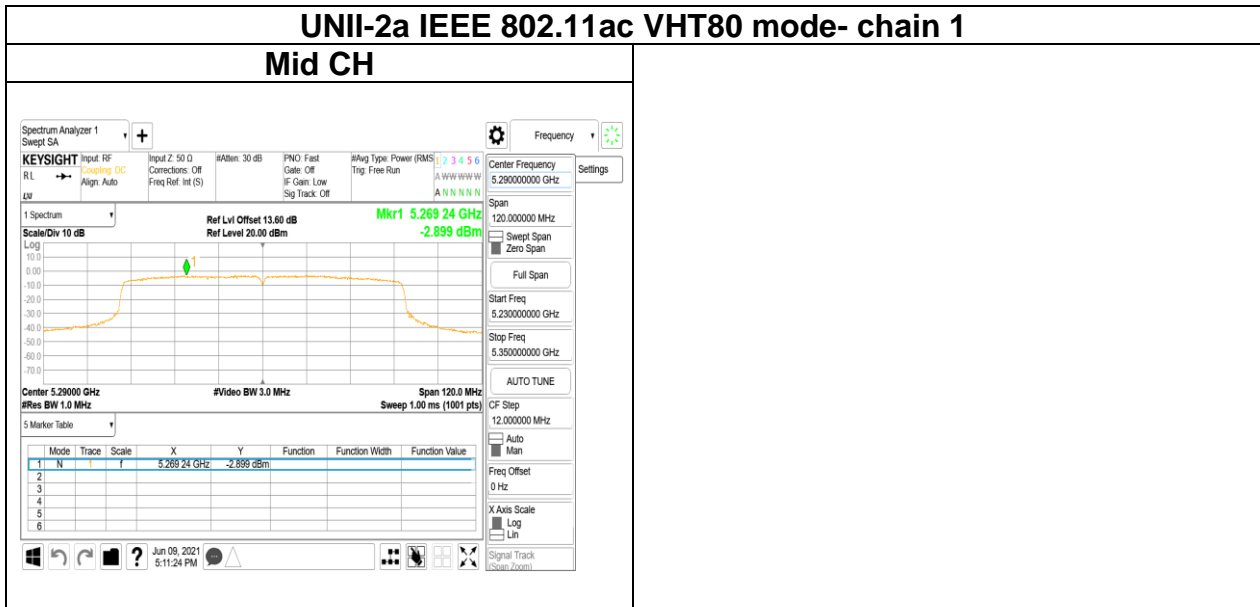
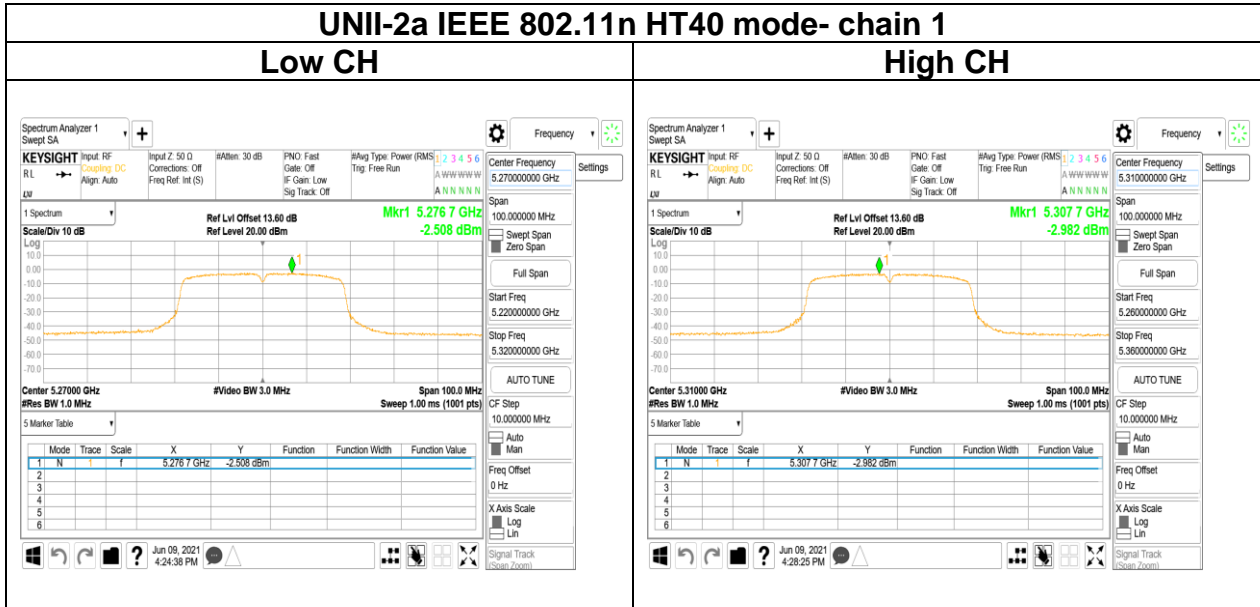


Report No.: T210113D03-RP4

Test Data

Chain 1

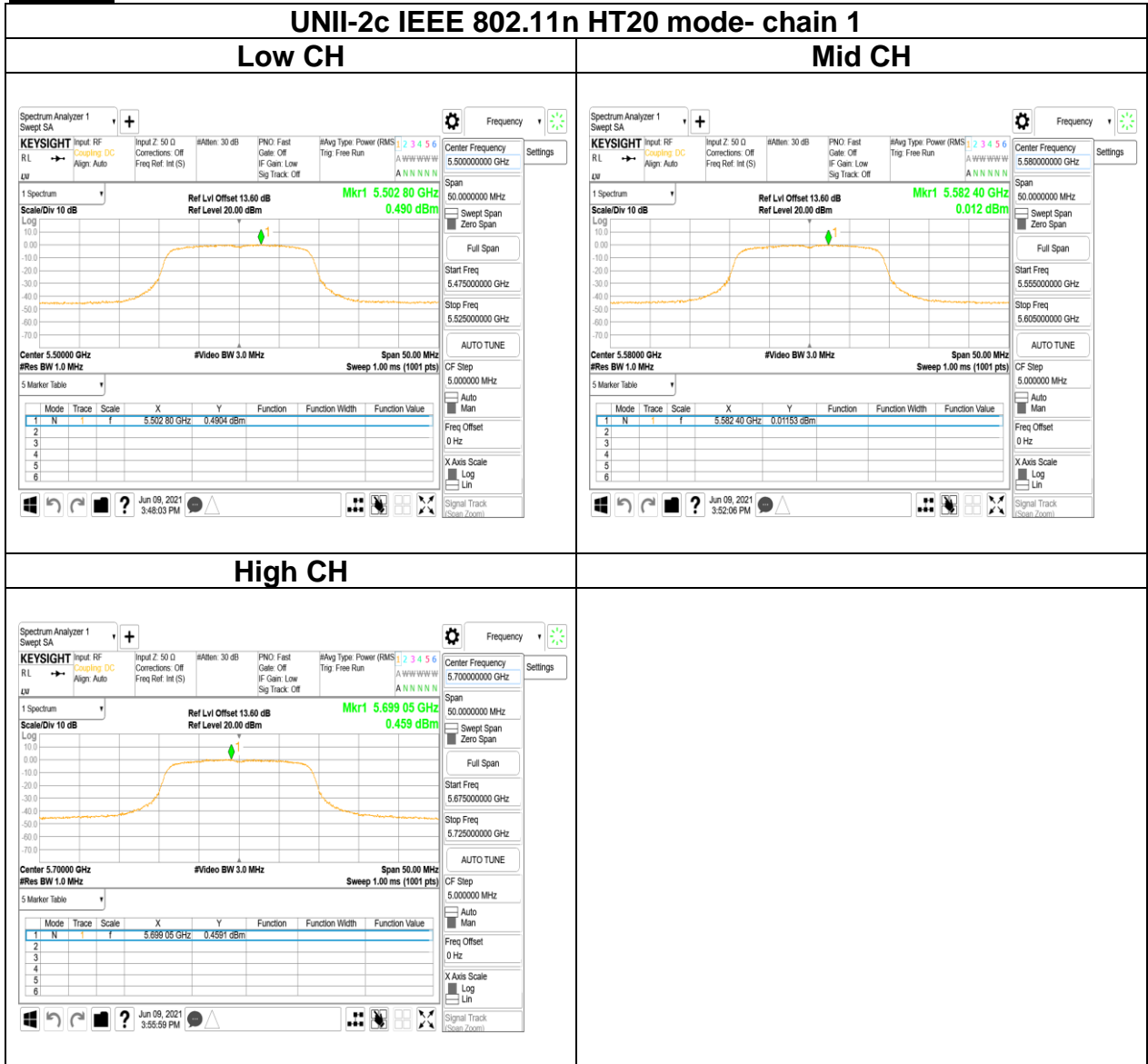




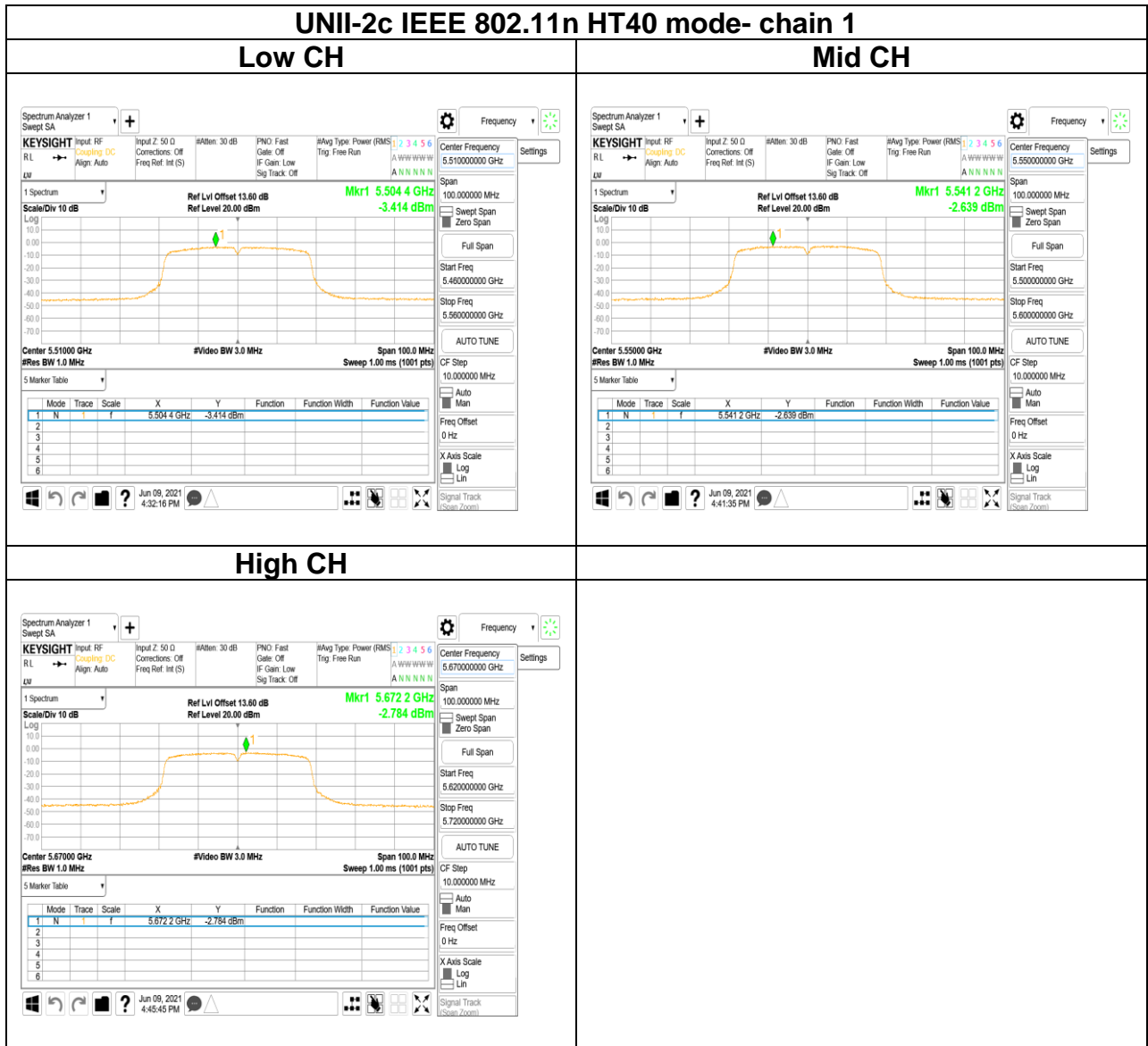
Report No.: T210113D03-RP4

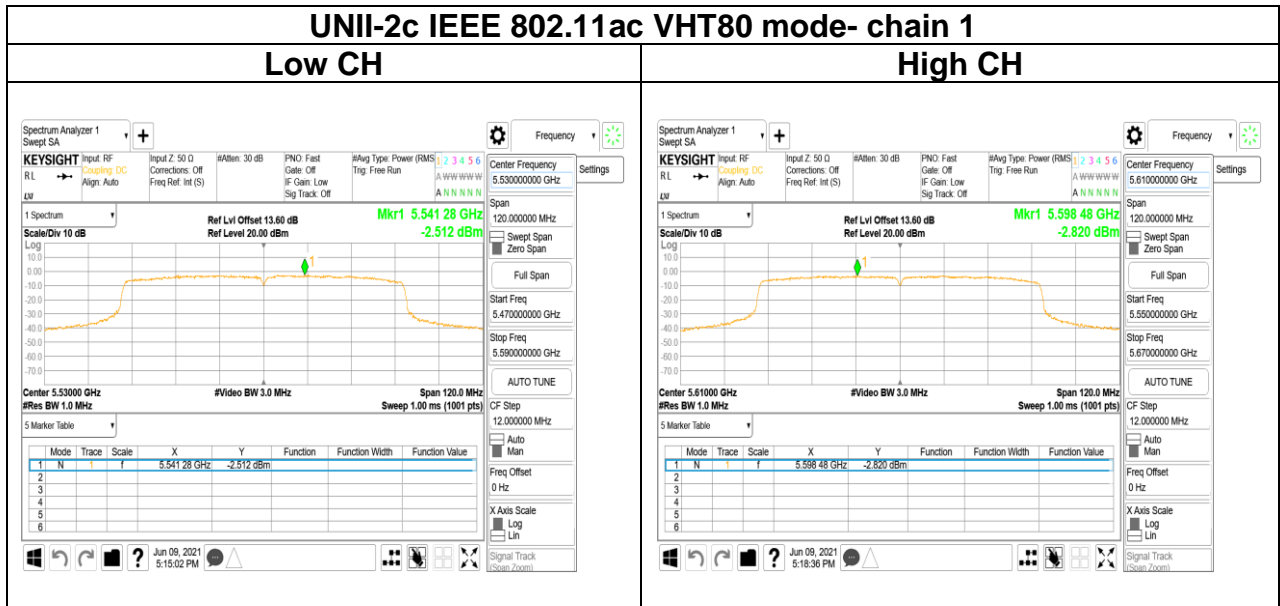
Test Data

Chain 1



Report No.: T210113D03-RP4

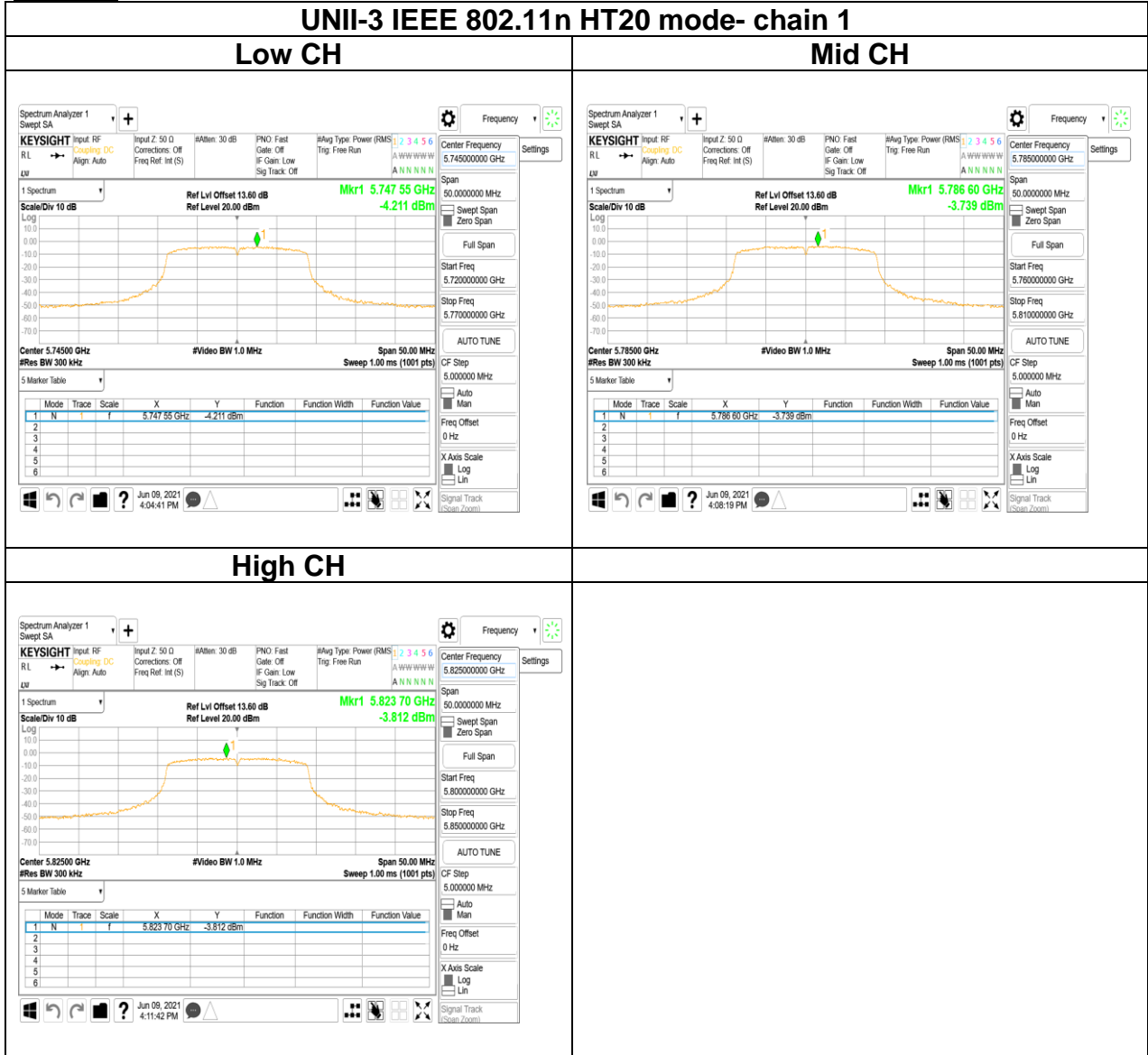


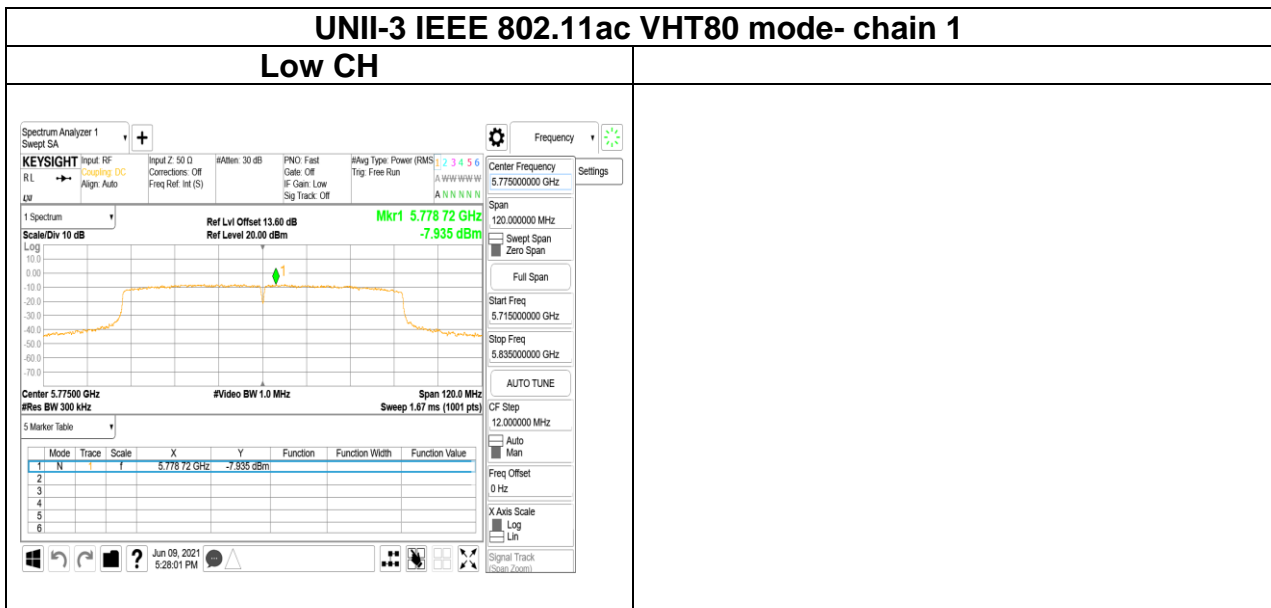
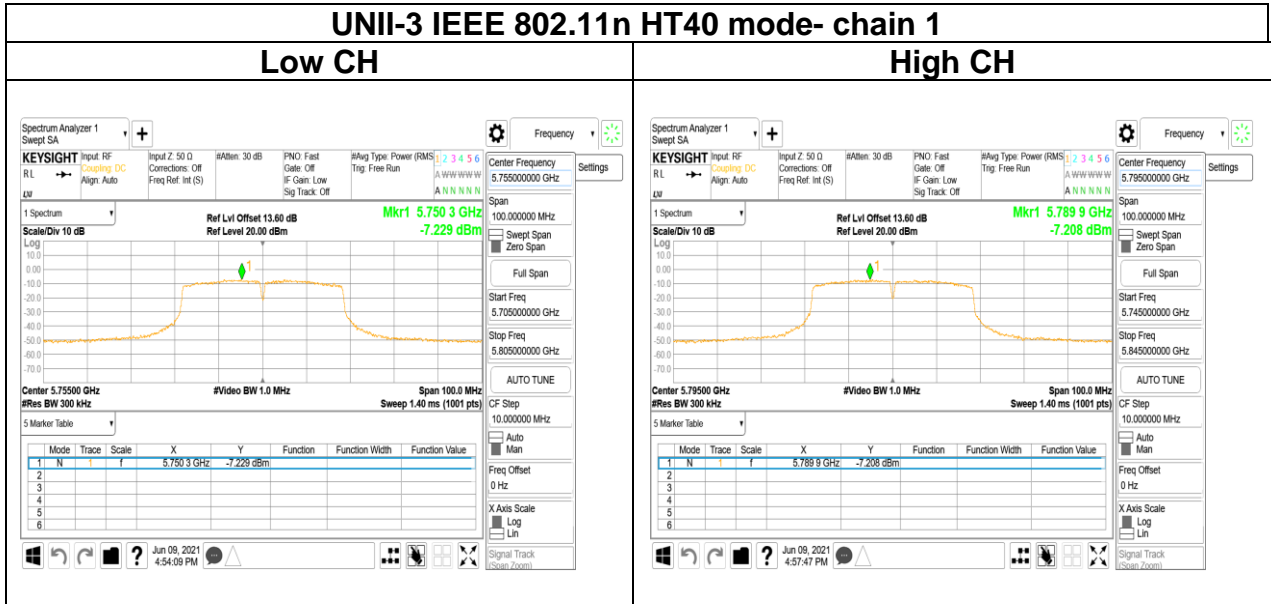


Report No.: T210113D03-RP4

Test Data

Chain 1





4.5 RADIATION BANDEGE AND SPURIOUS EMISSION

4.5.1 Test Limit

According to §15.407, §15.209 and §15.205,
According to RSS-247 section 6.2.1.2 and section 6.2.4.2

Below 30 MHz

Frequency	Field Strength (microvolts/m)	Magnetic H-Field (microamperes/m)	Measurement Distance (metres)
9-490 kHz	2,400/F (F in kHz)	2,400/F (F in kHz)	300
490-1,705 kHz	24,000/F (F in kHz)	24,000/F (F in kHz)	30
1.705-30 MHz	30	N/A	30

Above 30 MHz

Frequency (MHz)	Field Strength microvolts/m at 3 metres (watts, e.i.r.p.)	
	Transmitters	Receivers
30-88	100 (3 nW)	100 (3 nW)
88-216	150 (6.8 nW)	150 (6.8 nW)
216-960	200 (12 nW)	200 (12 nW)
Above 960	500 (75 nW)	500 (75 nW)

RSS-Gen Table 3 and Table 5 – General Field Strength Limits for Transmitters and Receivers at Frequencies Above 30 MHz ^(Note)

Frequency (MHz)	Field Strength microvolts/m at 3 metres (watts, e.i.r.p.)	
	Transmitters	Receivers
30-88	100 (3 nW)	100 (3 nW)
88-216	150 (6.8 nW)	150 (6.8 nW)
216-960	200 (12 nW)	200 (12 nW)
Above 960	500 (75 nW)	500 (75 nW)

Note: Measurements for compliance with the limits in table 3 may be performed at distances other than 3 metres, in accordance with Section 6.6.

RSS-Gen Table 6: General Field Strength Limits for Transmitters at Frequencies Below 30 MHz (Transmit)

Frequency	Magnetic field strength (H-Field) ($\mu\text{A/m}$)	Measurement Distance (m)
9-490 kHz ^{Note}	6.37/F (F in kHz)	300
490-1,705 kHz	63.7/F (F in kHz)	30
1.705-30 MHz	0.08	30

Note: The emission limits for the ranges 9-90 kHz and 110-490 kHz are based on measurements employing a linear average detector..

UNII-1 :

For transmitters operating in the band 5150-5250 MHz, all emissions outside the band 5150-5350 MHz shall not exceed -27 dBm/MHz e.i.r.p. However, any unwanted emissions that fall into the band 5250-5350 MHz must be 26 dBc, when measured using a resolution bandwidth between 1 and 5% of the occupied bandwidth, above 5.25 GHz. Otherwise, the transmission is considered as intentional and the devices shall implement dynamic frequency selection (DFS) and transmitter power control (TPC) as per the requirements for the band 5250-5350 MHz

UNII-2a and 2c :

For devices with operating frequencies in the band 5250-5350 MHz but having a channel bandwidth that overlaps the band 5150-5250 MHz, the devices' unwanted emission shall not exceed -27 dBm/MHz e.i.r.p. outside the band 5150-5350 MHz and its power shall comply with the spectral power density for operation within the band 5150-5250 MHz. The device shall be labelled "for indoor use only." Emissions outside the band 5470-5725 MHz shall not exceed -27 dBm/MHz e.i.r.p.

UNII-3:

For the band 5725-5850 MHz, emissions at frequencies from the band edges to 10 MHz above or below the band edges shall not exceed -17 dBm/MHz e.i.r.p.

For emissions at frequencies more than 10 MHz above or below the band edges, the emissions power shall not exceed -27 dBm/MHz

Report No.: T210113D03-RP4

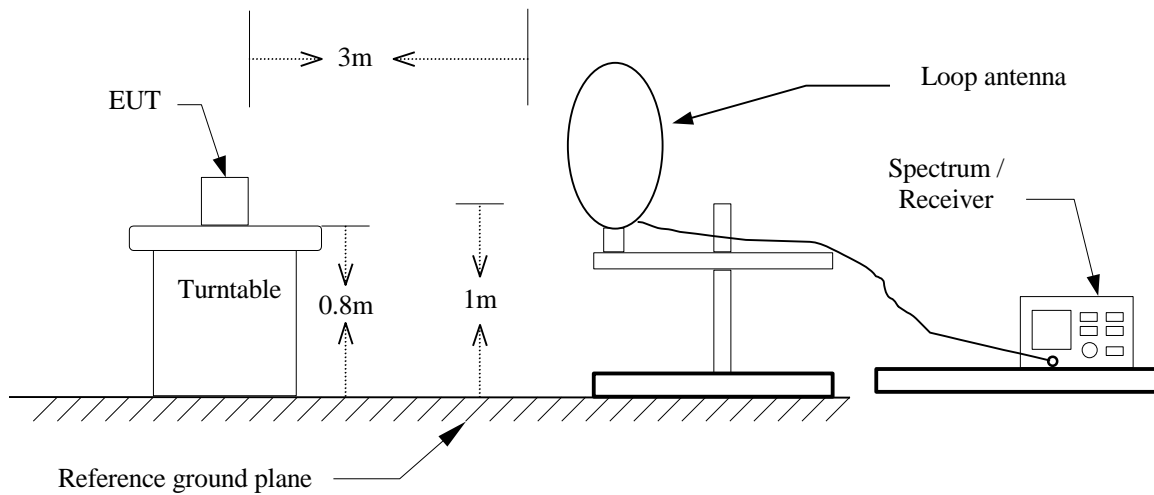
4.5.2 Test Procedure

Test method Refer as KDB 789033 D02.

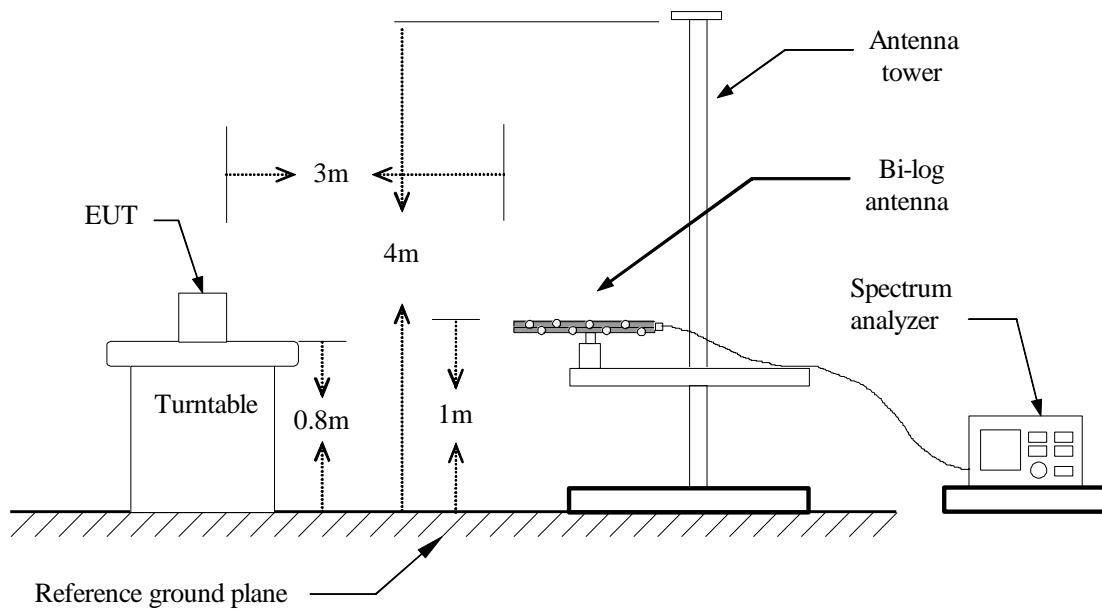
1. The EUT is placed on a turntable, Above 1 GHz is 1.5m and below 1 GHz is 0.8m above ground plane. The EUT Configured un accordance with ANSI C63.10: 2013, and the EUT set in a continuous mode.
2. The turntable shall be rotated for 360 degrees to determine the position of maximum emission level. And EUT is set 3m away from the receiving antenna, which is scanned from 1m to 4m above the ground plane to find out the highest emissions. Measurement are made polarized in both the vertical and the horizontal positions with antenna.
3. Span shall wide enough to full capture the emission measured. The SA from 9kHz to 26.5GHz set to the low, Mid and High channels with the EUT transmit.
4. No emission found between lowest internal used/generated frequency to 30MHz (9KHz~30MHz)
5. The SA setting following :
 - (1) Below 1G : RBW = 100kHz, VBW $\geq 3 \times$ RBW, Sweep = Auto, Detector = Peak, Trace = Max hold.
 - (2) Above 1G :
 - (2.1) For Peak measurement : RBW = 1MHz, VBW ≥ 3 RBW, Sweep = Auto, Detector = Peak, Trace = Max hold.
 - (2.2) For Average measurement : RBW = 1MHz, VBW
 - If Duty Cycle $\geq 98\%$, VBW=10Hz.
 - If Duty Cycle $< 98\%$, VBW=1/T.

4.5.3 Test Setup

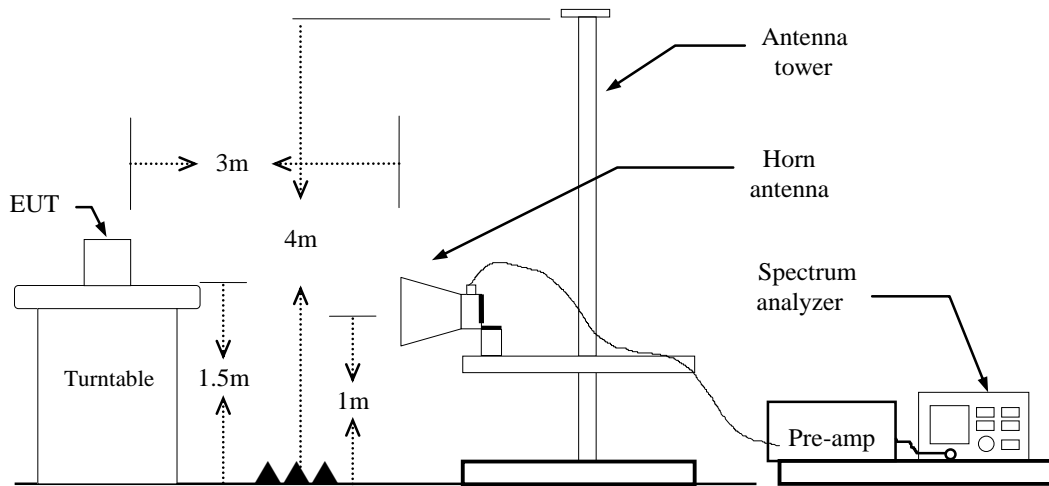
9kHz ~ 30MHz



30MHz ~ 1GHz



Above 1 GHz



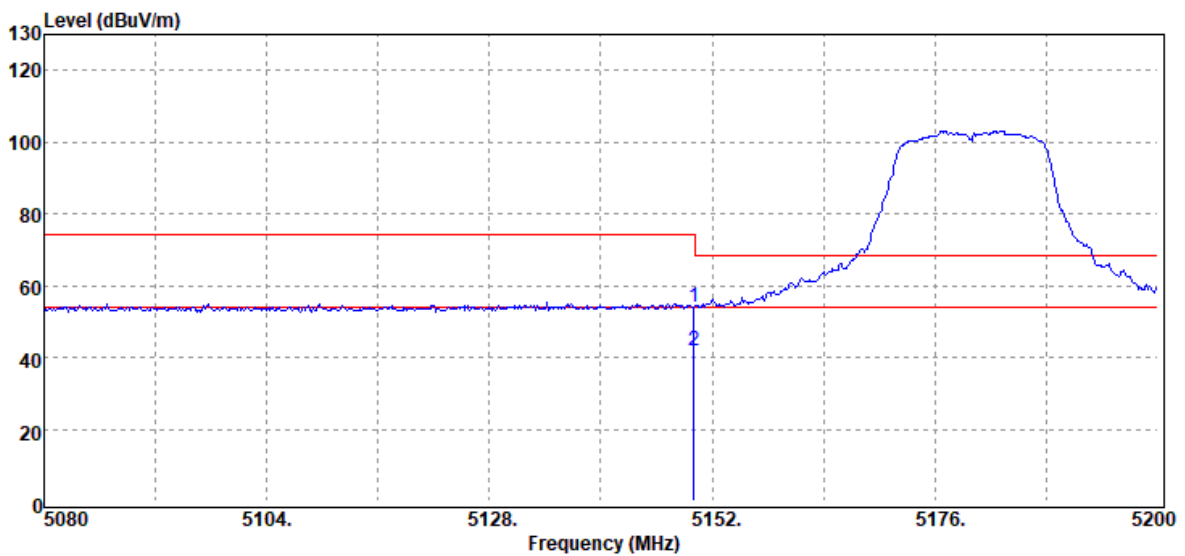
Report No.: T210113D03-RP4

4.5.4 Test Result

Band Edge Test Data

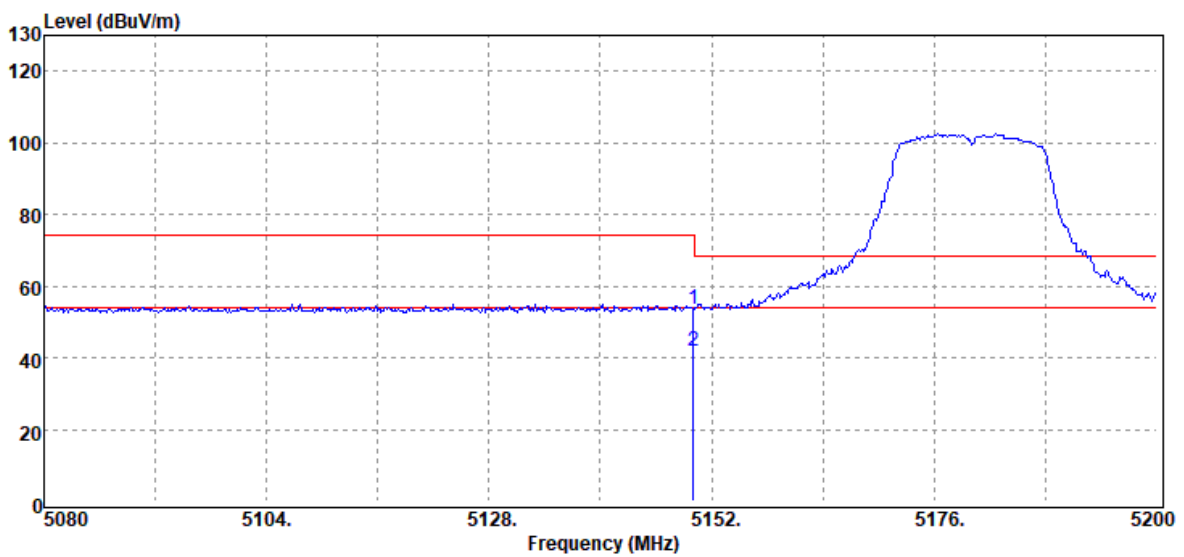
Test Data for UNII-1

Test Mode	IEEE 802.11a / 5180 MHz (Chain 0)	Temp/Hum	22.4(°C)/ 62%RH
Test Item	Band Edge	Test Date	April 16, 2021
Polarize	Vertical	Test Engineer	Ray Li
Detector	Peak & Average		



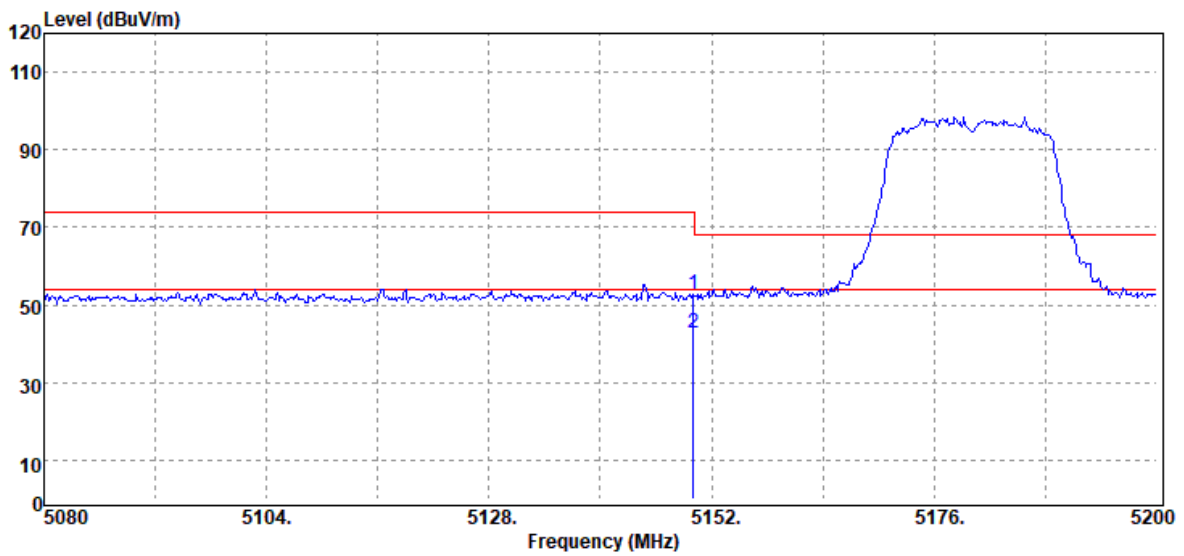
Freq. (MHz)	Detector Mode (PK/QP/AV)	Spectrum Reading Level (dBµV)	Factor (dB)	Actual FS (dBµV/m)	Limit @3m (dBµV/m)	Margin (dB)
5150.00	Peak	46.37	7.62	53.99	74.00	-20.01
5150.00	Average	34.13	7.62	41.75	54.00	-12.25

Test Mode	IEEE 802.11a / 5180 MHz (Chain 0)	Temp/Hum	22.4(°C)/ 62%RH
Test Item	Band Edge	Test Date	April 16, 2021
Polarize	Horizontal	Test Engineer	Ray Li
Detector	Peak & Average		



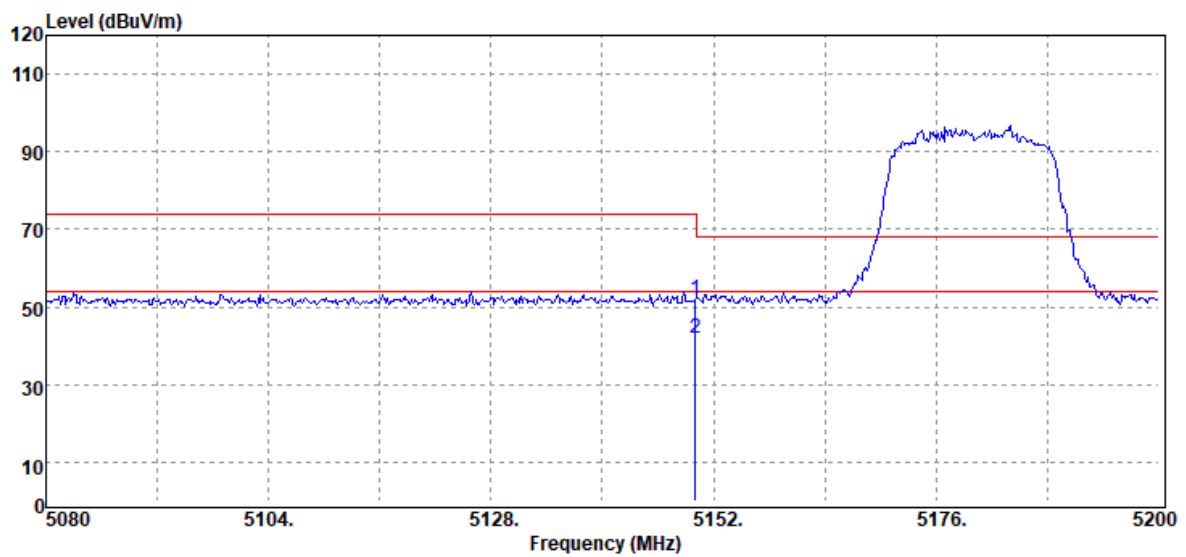
Freq. (MHz)	Detector Mode (PK/QP/AV)	Spectrum Reading Level (dBμV)	Factor (dB)	Actual FS (dBμV/m)	Limit @3m (dBμV/m)	Margin (dB)
5150.00	Peak	46.00	7.62	53.62	74.00	-20.38
5150.00	Average	34.25	7.62	41.87	54.00	-12.13

Test Mode	IEEE 802.11n 20 / 5180 MHz	Temp/Hum	22.4(°C)/ 62%RH
Test Item	Band Edge	Test Date	April 16, 2021
Polarize	Vertical	Test Engineer	Ray Li
Detector	Peak & Average		



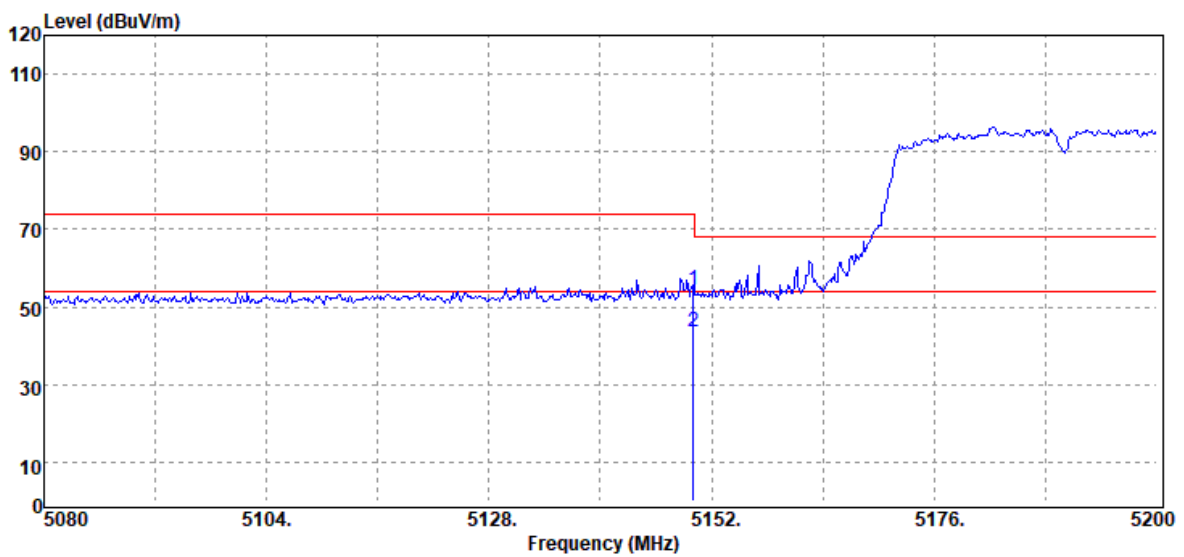
Freq. (MHz)	Detector Mode (PK/QP/AV)	Spectrum Reading Level (dBμV)	Factor (dB)	Actual FS (dBμV/m)	Limit @3m (dBμV/m)	Margin (dB)
5150.00	Peak	45.11	7.62	52.73	74.00	-21.27
5150.00	Average	34.96	7.62	42.58	54.00	-11.42

Test Mode	IEEE 802.11n 20 / 5180 MHz	Temp/Hum	22.4(°C)/ 62%RH
Test Item	Band Edge	Test Date	April 16, 2021
Polarize	Horizontal	Test Engineer	Ray Li
Detector	Peak & Average		



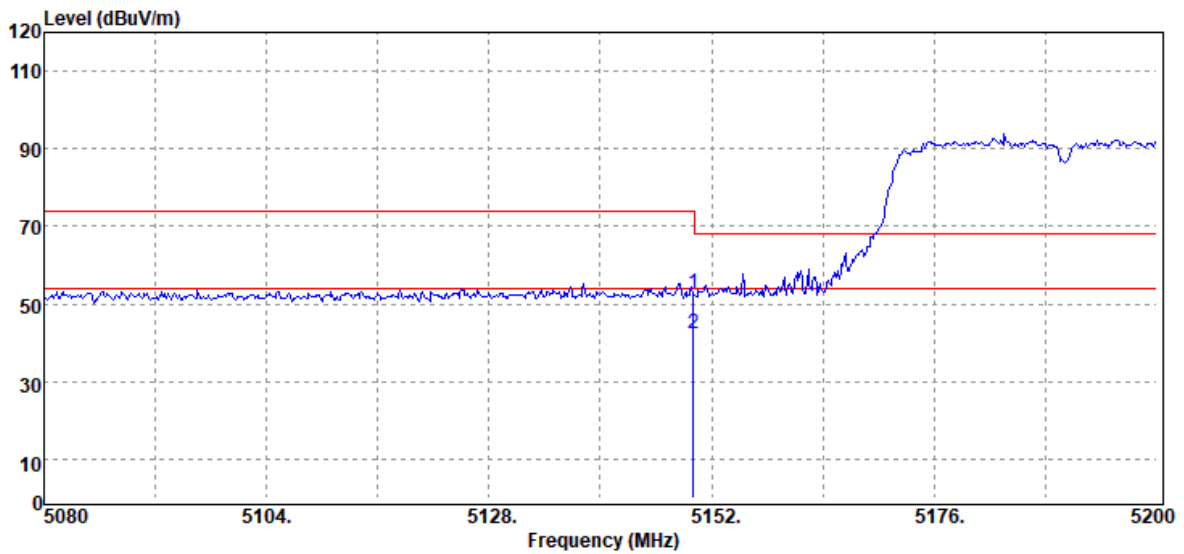
Freq. (MHz)	Detector Mode (PK/QP/AV)	Spectrum Reading Level (dBμV)	Factor (dB)	Actual FS (dBμV/m)	Limit @3m (dBμV/m)	Margin (dB)
5150.00	Peak	44.22	7.62	51.84	74.00	-22.16
5150.00	Average	34.41	7.62	42.03	54.00	-11.97

Test Mode	IEEE 802.11n 40 / 5190 MHz	Temp/Hum	22.4(°C)/ 62%RH
Test Item	Band Edge	Test Date	April 16, 2021
Polarize	Vertical	Test Engineer	Ray Li
Detector	Peak & Average		



Freq. (MHz)	Detector Mode (PK/QP/AV)	Spectrum Reading Level (dBμV)	Factor (dB)	Actual FS (dBμV/m)	Limit @3m (dBμV/m)	Margin (dB)
5150.00	Peak	46.65	7.62	54.27	74.00	-19.73
5150.00	Average	35.81	7.62	43.43	54.00	-10.57

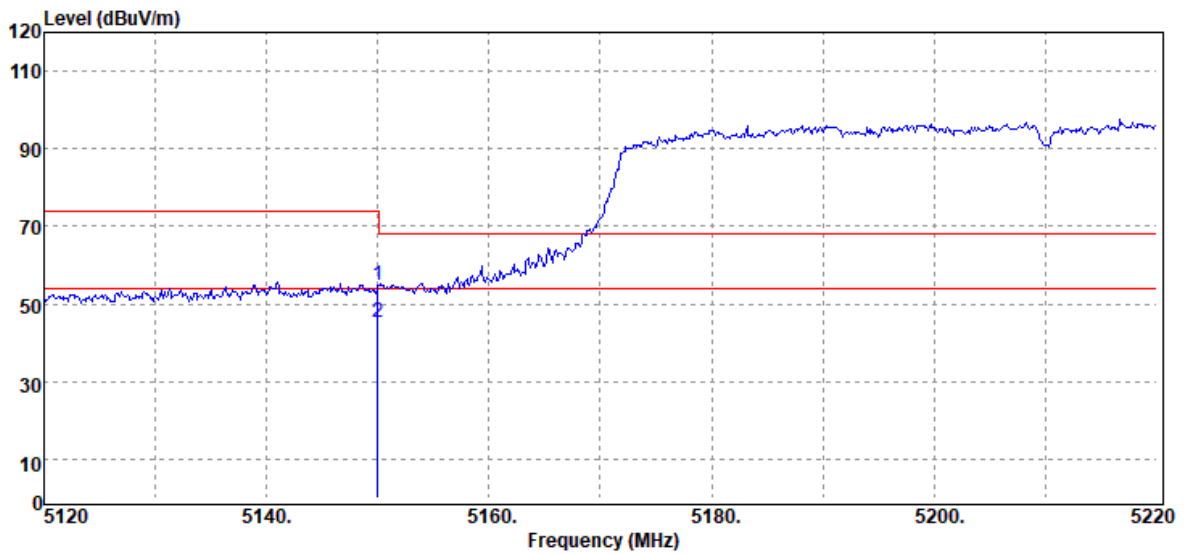
Test Mode	IEEE 802.11n 40 / 5190 MHz	Temp/Hum	22.4(°C)/ 62%RH
Test Item	Band Edge	Test Date	April 16, 2021
Polarize	Horizontal	Test Engineer	Ray Li
Detector	Peak & Average		



Freq. (MHz)	Detector Mode (PK/QP/AV)	Spectrum Reading Level (dBμV)	Factor (dB)	Actual FS (dBμV/m)	Limit @3m (dBμV/m)	Margin (dB)
5150.00	Peak	45.21	7.62	52.83	74.00	-21.17
5150.00	Average	34.80	7.62	42.42	54.00	-11.58

Report No.: T210113D03-RP4

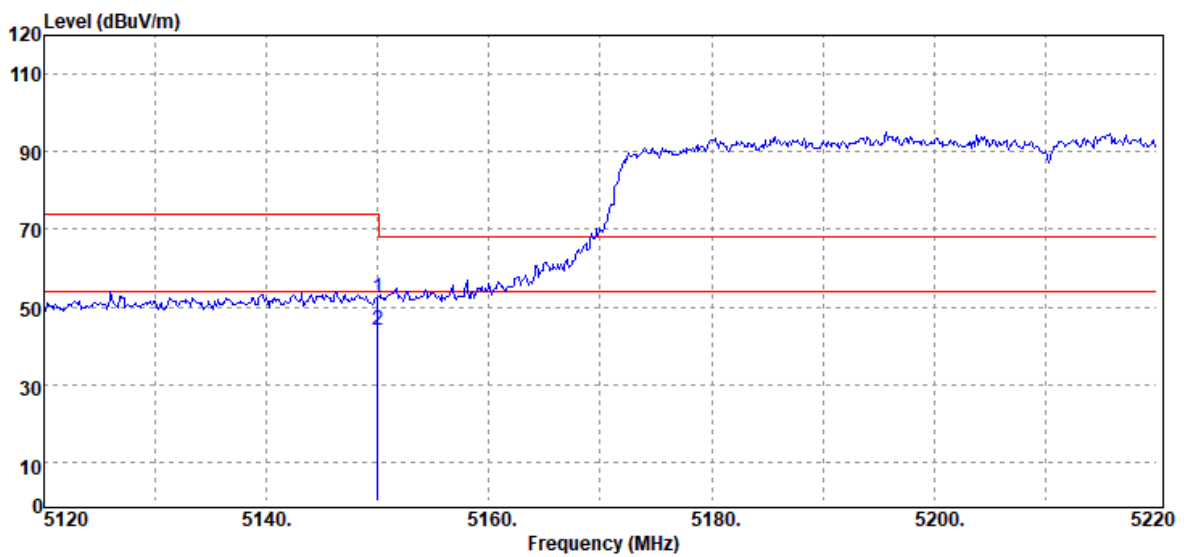
Test Mode	I EEE 802.11ac VHT80 / 5210 MHz	Temp/Hum	22.4(°C)/ 62%RH
Test Item	Band Edge	Test Date	April 16, 2021
Polarize	Vertical	Test Engineer	Ray Li
Detector	Peak & Average		



Freq. (MHz)	Detector Mode (PK/QP/AV)	Spectrum Reading Level (dBμV)	Factor (dB)	Actual FS (dBμV/m)	Limit @3m (dBμV/m)	Margin (dB)
5150.00	Peak	47.02	7.62	54.64	74.00	-19.36
5150.00	Average	37.77	7.62	45.39	54.00	-8.61

Report No.: T210113D03-RP4

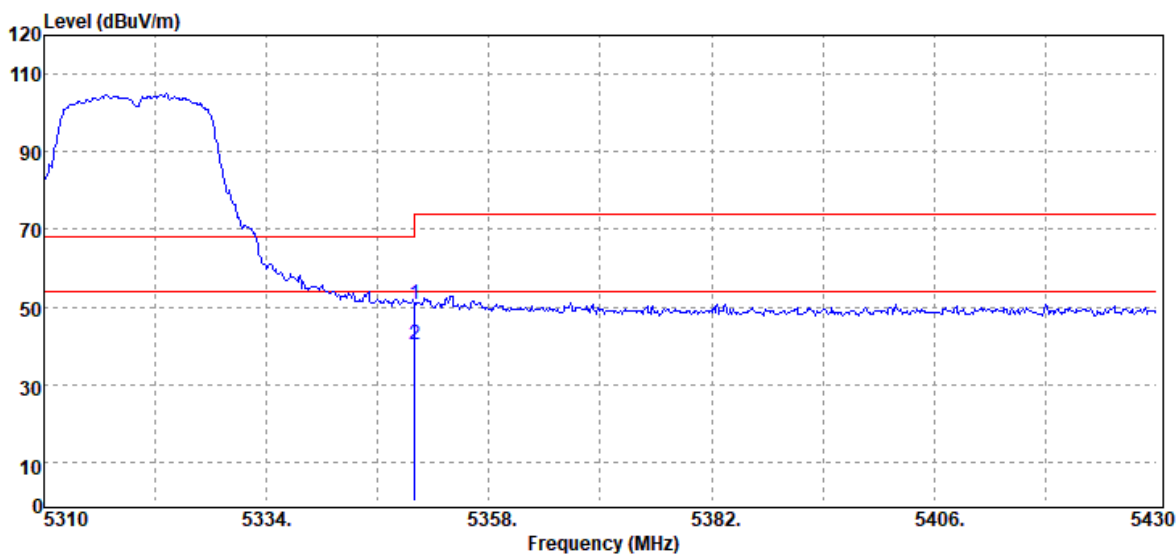
Test Mode	I EEE 802.11ac VHT80 / 5210 MHz	Temp/Hum	22.4(°C)/ 62%RH
Test Item	Band Edge	Test Date	April 16, 2021
Polarize	Horizontal	Test Engineer	Ray Li
Detector	Peak & Average		



Freq. (MHz)	Detector Mode (PK/QP/AV)	Spectrum Reading Level (dBμV)	Factor (dB)	Actual FS (dBμV/m)	Limit @3m (dBμV/m)	Margin (dB)
5150.00	Peak	44.59	7.62	52.21	74.00	-21.79
5150.00	Average	36.41	7.62	44.03	54.00	-9.97

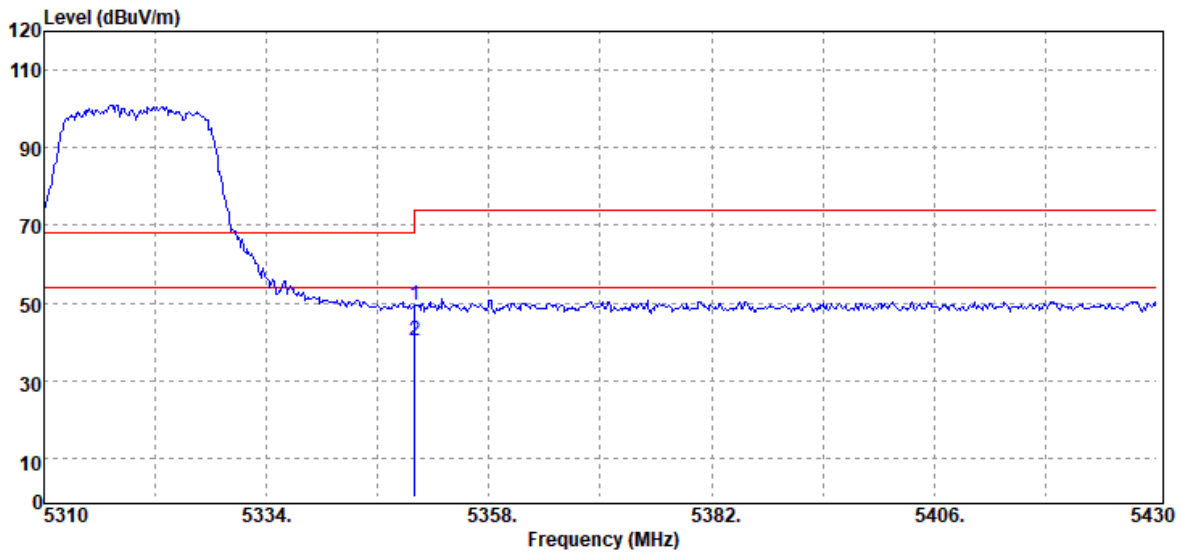
Test Data for UNII-2a

Test Mode	IEEE 802.11a / 5320 MHz (Chain 0)	Temp/Hum	22.4(°C)/ 62%RH
Test Item	Band Edge	Test Date	April 16, 2021
Polarize	Vertical	Test Engineer	Ray Li
Detector	Peak & Average		



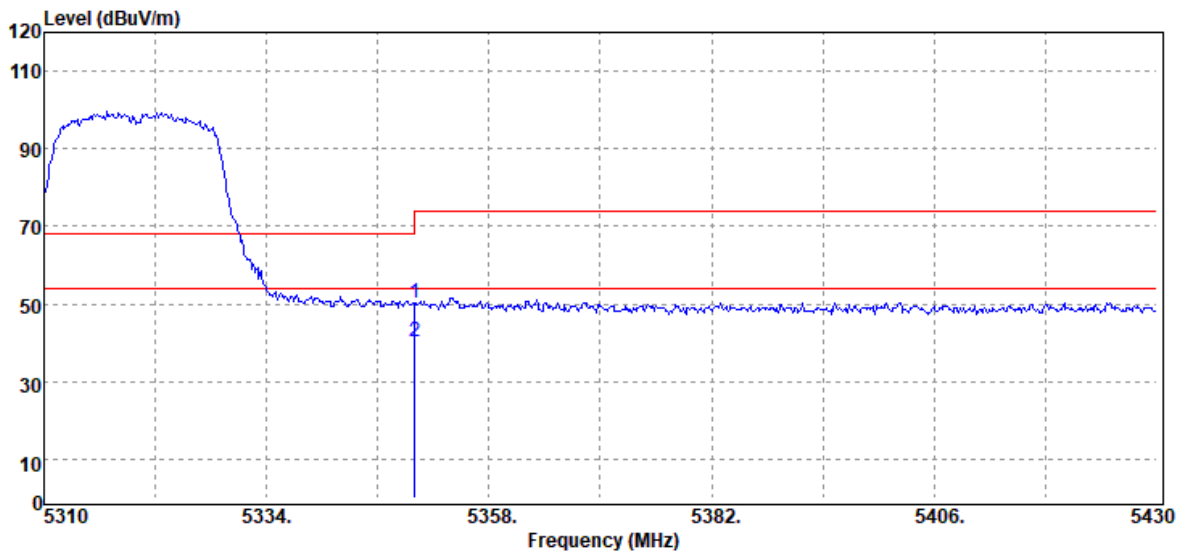
Freq. (MHz)	Detector Mode (PK/QP/AV)	Spectrum Reading Level (dBμV)	Factor (dB)	Actual FS (dBμV/m)	Limit @3m (dBμV/m)	Margin (dB)
5350.00	Peak	42.64	7.85	50.49	74.00	-23.51
5350.00	Average	32.29	7.85	40.14	54.00	-13.86

Test Mode	IEEE 802.11a / 5320 MHz (Chain 0)	Temp/Hum	22.4(°C)/ 62%RH
Test Item	Band Edge	Test Date	April 16, 2021
Polarize	Horizontal	Test Engineer	Ray Li
Detector	Peak & Average		



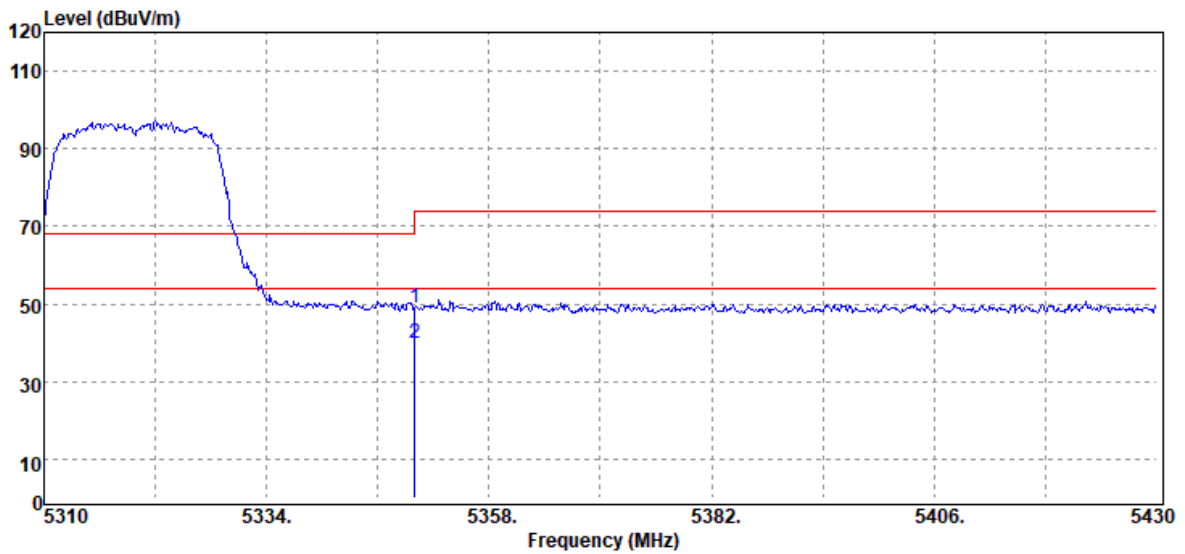
Freq. (MHz)	Detector Mode (PK/QP/AV)	Spectrum Reading Level (dBμV)	Factor (dB)	Actual FS (dBμV/m)	Limit @3m (dBμV/m)	Margin (dB)
5350.00	Peak	41.54	7.85	49.39	74.00	-24.61
5350.00	Average	32.41	7.85	40.26	54.00	-13.74

Test Mode	IEEE 802.11n 20 / 5320 MHz	Temp/Hum	22.4(°C)/ 62%RH
Test Item	Band Edge	Test Date	April 16, 2021
Polarize	Vertical	Test Engineer	Ray Li
Detector	Peak & Average		



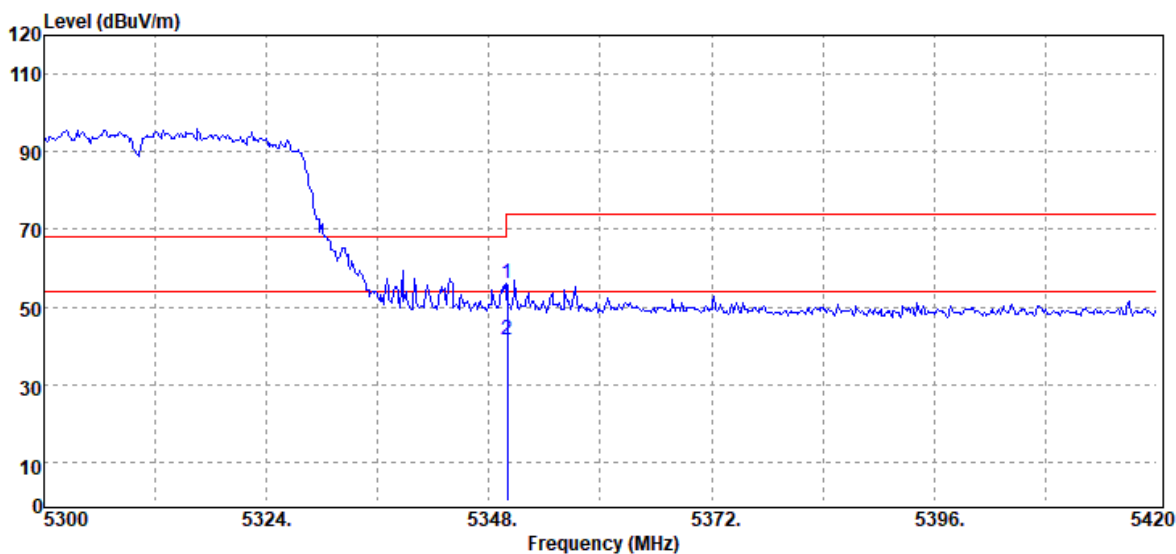
Freq. (MHz)	Detector Mode (PK/QP/AV)	Spectrum Reading Level (dB μ V)	Factor (dB)	Actual FS (dB μ V/m)	Limit @3m (dB μ V/m)	Margin (dB)
5350.00	Peak	42.56	7.85	50.41	74.00	-23.59
5350.00	Average	32.62	7.85	40.47	54.00	-13.53

Test Mode	IEEE 802.11n 20 / 5320 MHz	Temp/Hum	22.4(°C)/ 62%RH
Test Item	Band Edge	Test Date	April 16, 2021
Polarize	Horizontal	Test Engineer	Ray Li
Detector	Peak & Average		



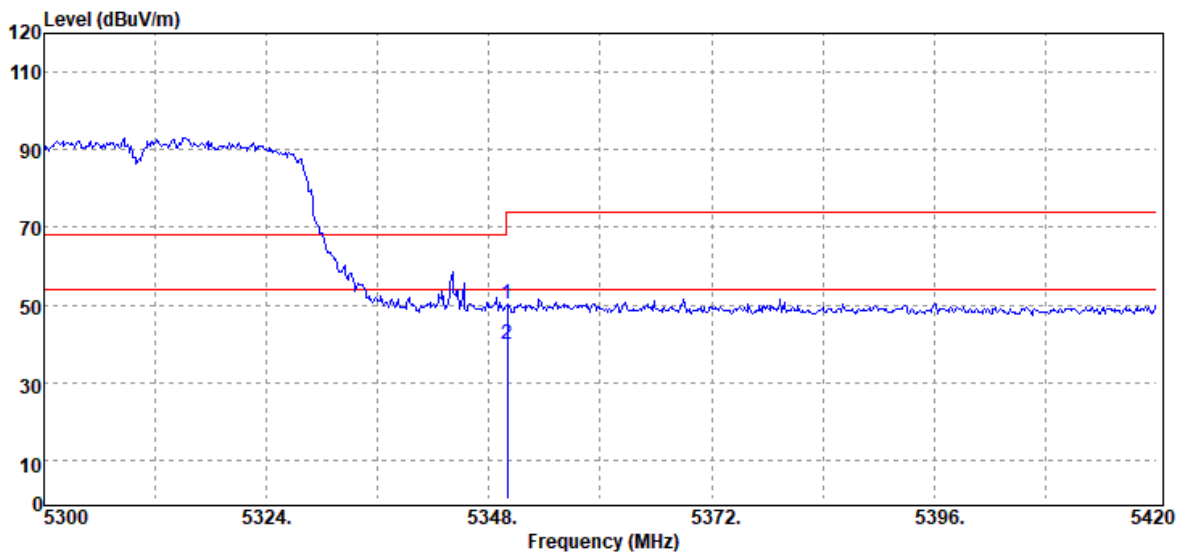
Freq. (MHz)	Detector Mode (PK/QP/AV)	Spectrum Reading Level (dBμV)	Factor (dB)	Actual FS (dBμV/m)	Limit @3m (dBμV/m)	Margin (dB)
5350.00	Peak	41.33	7.85	49.18	74.00	-24.82
5350.00	Average	32.10	7.85	39.95	54.00	-14.05

Test Mode	IEEE 802.11n 40 / 5310 MHz	Temp/Hum	22.4(°C)/ 62%RH
Test Item	Band Edge	Test Date	April 16, 2021
Polarize	Vertical	Test Engineer	Ray Li
Detector	Peak & Average		



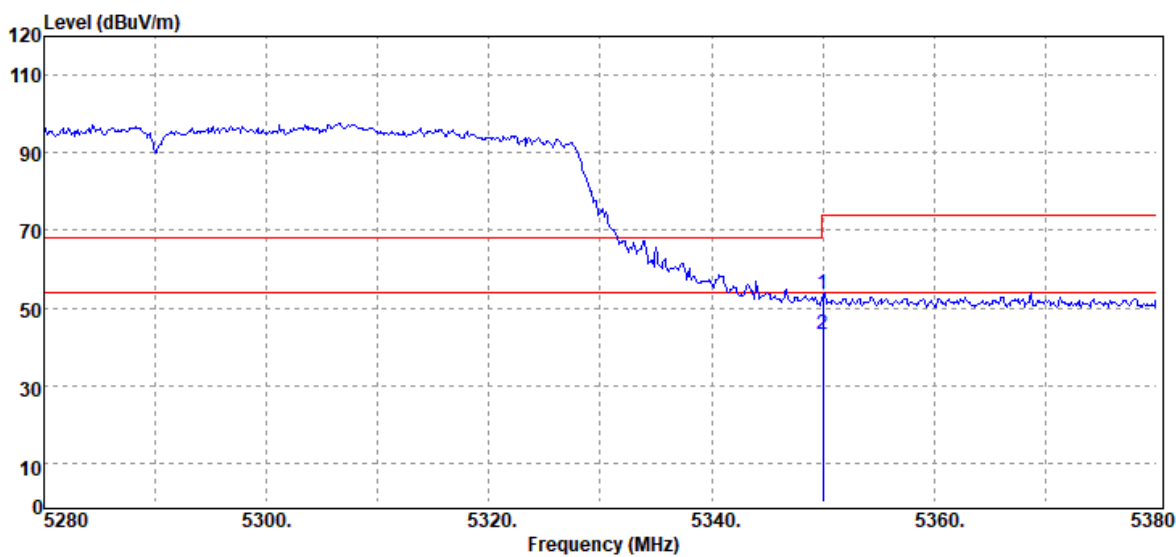
Freq. (MHz)	Detector Mode (PK/QP/AV)	Spectrum Reading Level (dB μ V)	Factor (dB)	Actual FS (dB μ V/m)	Limit @3m (dB μ V/m)	Margin (dB)
5350.00	Peak	48.14	7.85	55.99	74.00	-18.01
5350.00	Average	33.69	7.85	41.54	54.00	-12.46

Test Mode	IEEE 802.11n 40 / 5310 MHz	Temp/Hum	22.4(°C)/ 62%RH
Test Item	Band Edge	Test Date	April 16, 2021
Polarize	Horizontal	Test Engineer	Ray Li
Detector	Peak & Average		



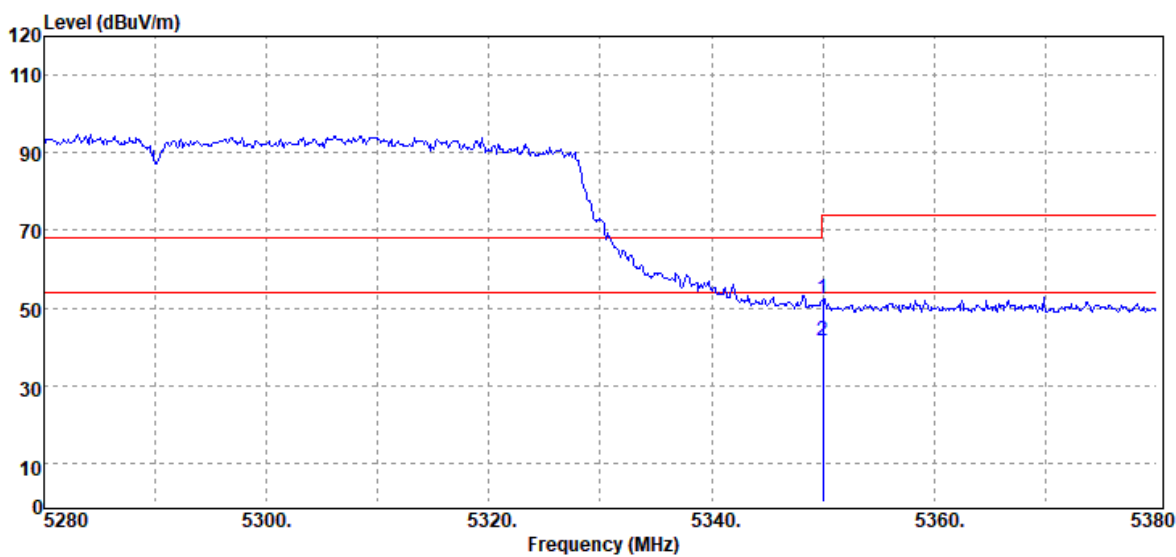
Freq. (MHz)	Detector Mode (PK/QP/AV)	Spectrum Reading Level (dB μ V)	Factor (dB)	Actual FS (dB μ V/m)	Limit @3m (dB μ V/m)	Margin (dB)
5350.00	Peak	42.24	7.85	50.09	74.00	-23.91
5350.00	Average	32.15	7.85	40.00	54.00	-14.00

Test Mode	IEEE 802.11ac VHT80 / 5290 MHz	Temp/Hum	22.4(°C)/ 62%RH
Test Item	Band Edge	Test Date	April 16, 2021
Polarize	Vertical	Test Engineer	Ray Li
Detector	Peak & Average		



Freq. (MHz)	Detector Mode (PK/QP/AV)	Spectrum Reading Level (dB μ V)	Factor (dB)	Actual FS (dB μ V/m)	Limit @3m (dB μ V/m)	Margin (dB)
5350.00	Peak	45.76	7.85	53.61	74.00	-20.39
5350.00	Average	35.40	7.85	43.25	54.00	-10.75

Test Mode	IEEE 802.11ac VHT80 / 5290 MHz	Temp/Hum	22.4(°C)/ 62%RH
Test Item	Band Edge	Test Date	April 16, 2021
Polarize	Horizontal	Test Engineer	Ray Li
Detector	Peak & Average		

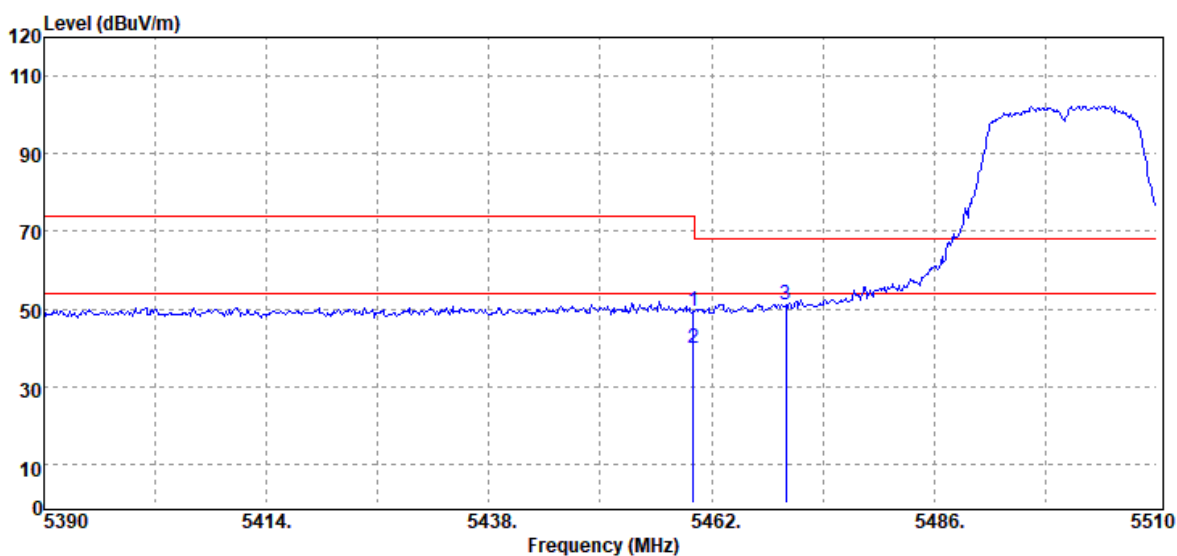


Freq. (MHz)	Detector Mode (PK/QP/AV)	Spectrum Reading Level (dB μ V)	Factor (dB)	Actual FS (dB μ V/m)	Limit @3m (dB μ V/m)	Margin (dB)
5350.00	Peak	44.26	7.85	52.11	74.00	-21.89
5350.00	Average	33.72	7.85	41.57	54.00	-12.43

Report No.: T210113D03-RP4

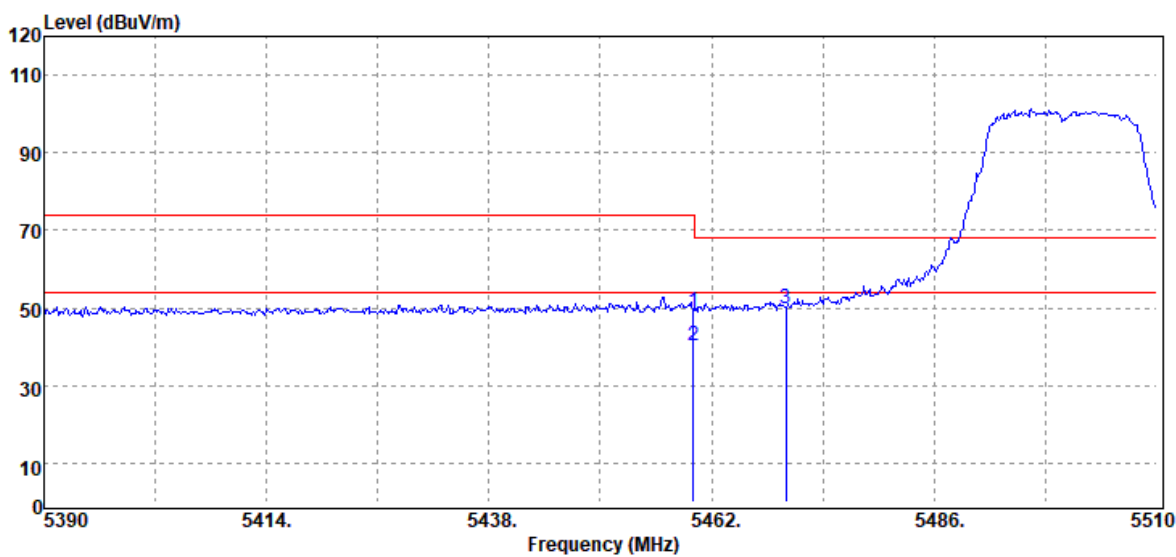
Test Data for UNII-2c

Test Mode	IEEE 802.11a / 5500 MHz (Chain 0)	Temp/Hum	22.4(°C)/ 62%RH
Test Item	Band Edge	Test Date	April 16, 2021
Polarize	Vertical	Test Engineer	Ray Li
Detector	Peak & Average		



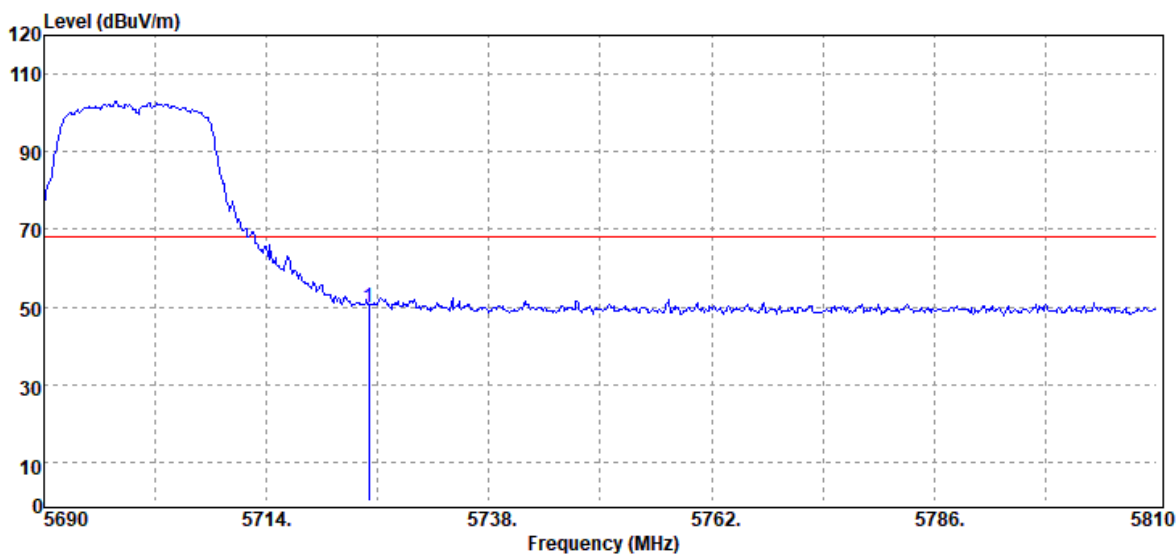
Freq. (MHz)	Detector Mode (PK/QP/AV)	Spectrum Reading Level (dBμV)	Factor (dB)	Actual FS (dBμV/m)	Limit @3m (dBμV/m)	Margin (dB)
5460.00	Peak	41.42	8.08	49.50	74.00	-24.50
5460.00	Average	31.85	8.08	39.93	54.00	-14.07
5470.00	Peak	42.81	8.12	50.93	68.20	-17.27

Test Mode	IEEE 802.11a / 5500 MHz (Chain 0)	Temp/Hum	22.4(°C)/ 62%RH
Test Item	Band Edge	Test Date	April 16, 2021
Polarize	Horizontal	Test Engineer	Ray Li
Detector	Peak & Average		



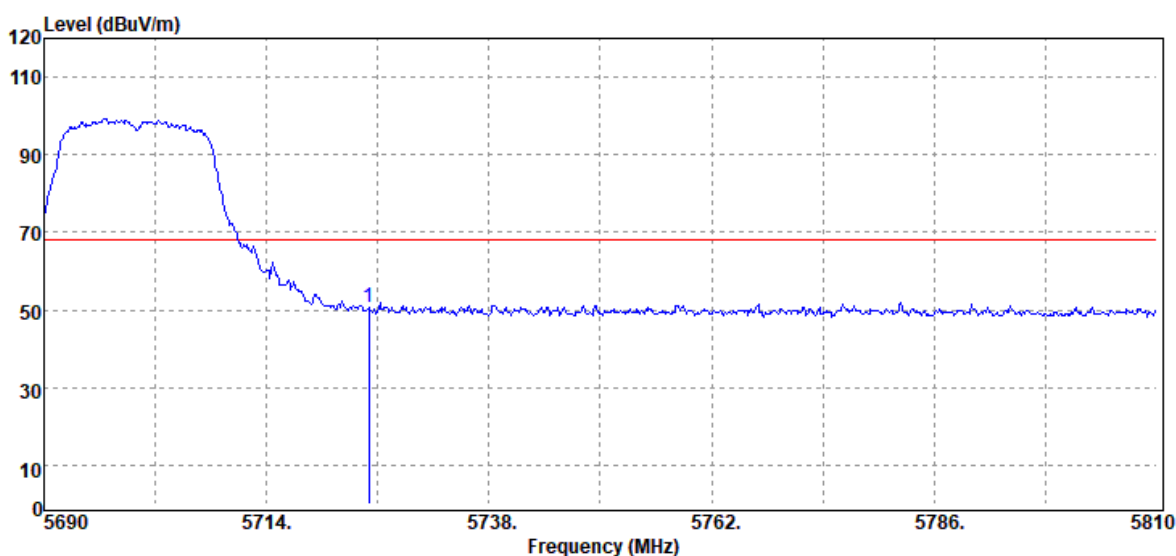
Freq. (MHz)	Detector Mode (PK/QP/AV)	Spectrum Reading Level (dB μ V)	Factor (dB)	Actual FS (dB μ V/m)	Limit @3m (dB μ V/m)	Margin (dB)
5460.00	Peak	40.87	8.08	48.95	74.00	-25.05
5460.00	Average	32.11	8.08	40.19	54.00	-13.81
5470.00	Peak	41.63	8.12	49.75	68.20	-18.45

Test Mode	IEEE 802.11a / 5700 MHz (Chain 0)	Temp/Hum	22.4(°C)/ 62%RH
Test Item	Band Edge	Test Date	April 16, 2021
Polarize	Vertical	Test Engineer	Ray Li
Detector	Peak		



Freq. (MHz)	Detector Mode (PK/QP/AV)	Spectrum Reading Level (dBμV)	Factor (dB)	Actual FS (dBμV/m)	Limit @3m (dBμV/m)	Margin (dB)
5725.00	Peak	40.61	9.29	49.90	68.20	-18.30

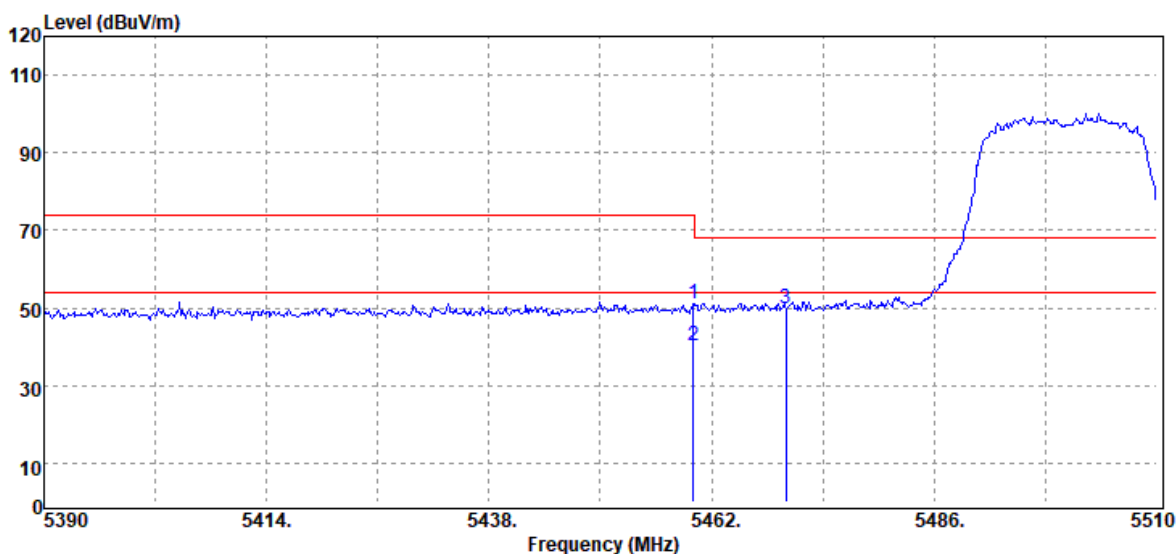
Test Mode	IEEE 802.11a / 5700 MHz (Chain 0)	Temp/Hum	22.4(°C)/ 62%RH
Test Item	Band Edge	Test Date	April 16, 2021
Polarize	Horizontal	Test Engineer	Ray Li
Detector	Peak		



Freq. (MHz)	Detector Mode (PK/QP/AV)	Spectrum Reading Level (dBμV)	Factor (dB)	Actual FS (dBμV/m)	Limit @3m (dBμV/m)	Margin (dB)
5725.00	Peak	41.17	9.29	50.46	68.20	-17.74

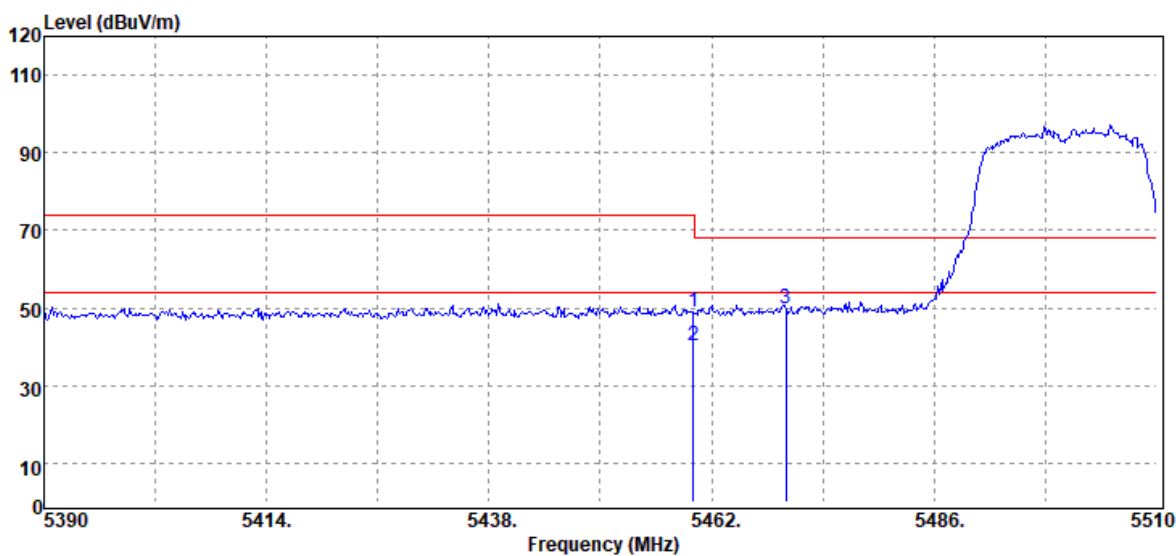
Report No.: T210113D03-RP4

Test Mode	IEEE 802.11n 20 / 5500MHz	Temp/Hum	22.4(°C)/ 62%RH
Test Item	Band Edge	Test Date	April 16, 2021
Polarize	Vertical	Test Engineer	Ray Li
Detector	Peak & Average		



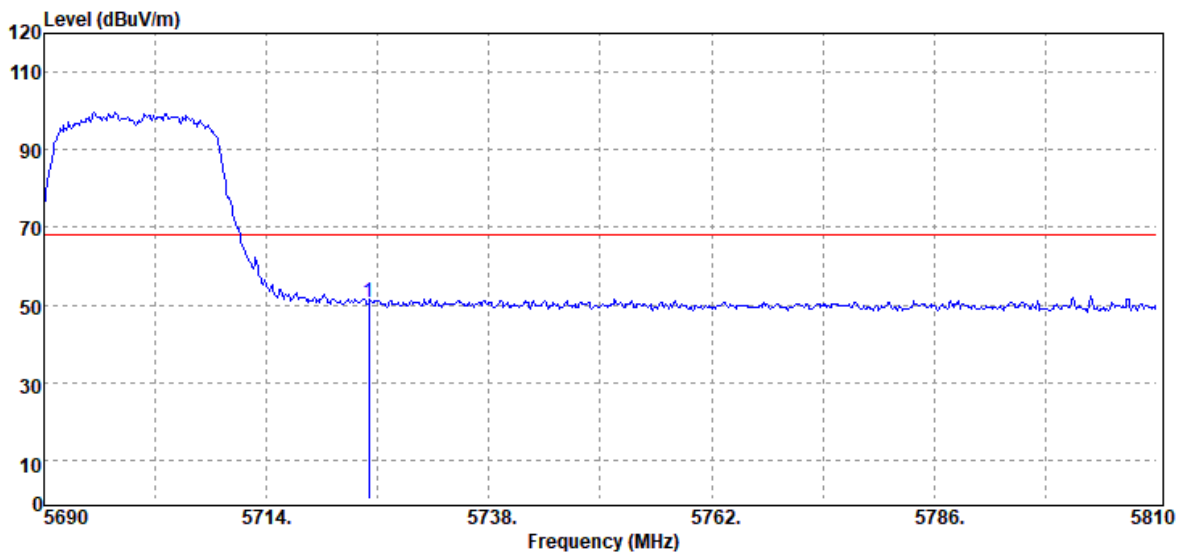
Freq. (MHz)	Detector Mode (PK/QP/AV)	Spectrum Reading Level (dB μ V)	Factor (dB)	Actual FS (dB μ V/m)	Limit @3m (dB μ V/m)	Margin (dB)
5460.00	Peak	42.96	8.08	51.04	74.00	-22.96
5460.00	Average	32.19	8.08	40.27	54.00	-13.73
5470.00	Peak	41.72	8.12	49.84	68.20	-18.36

Test Mode	IEEE 802.11n 20 / 5500MHz	Temp/Hum	22.4(°C)/ 62%RH
Test Item	Band Edge	Test Date	April 16, 2021
Polarize	Horizontal	Test Engineer	Ray Li
Detector	Peak & Average		



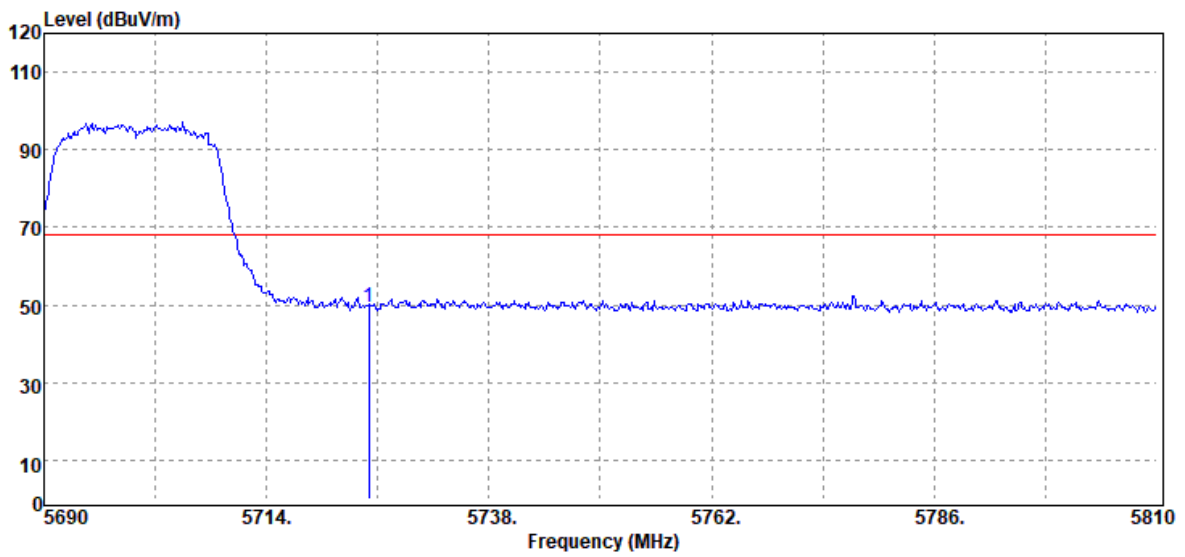
Freq. (MHz)	Detector Mode (PK/QP/AV)	Spectrum Reading Level (dB μ V)	Factor (dB)	Actual FS (dB μ V/m)	Limit @3m (dB μ V/m)	Margin (dB)
5460.00	Peak	40.87	8.08	48.95	74.00	-25.05
5460.00	Average	32.01	8.08	40.09	54.00	-13.91
5470.00	Peak	41.52	8.12	49.64	68.20	-18.56

Test Mode	IEEE 802.11n 20 / 5700 MHz	Temperature	22.4(°C)/ 62%RH
Test Item	Band Edge	Test Date	April 16, 2021
Polarize	Vertical	Test Engineer	Ray Li
Detector	Peak		



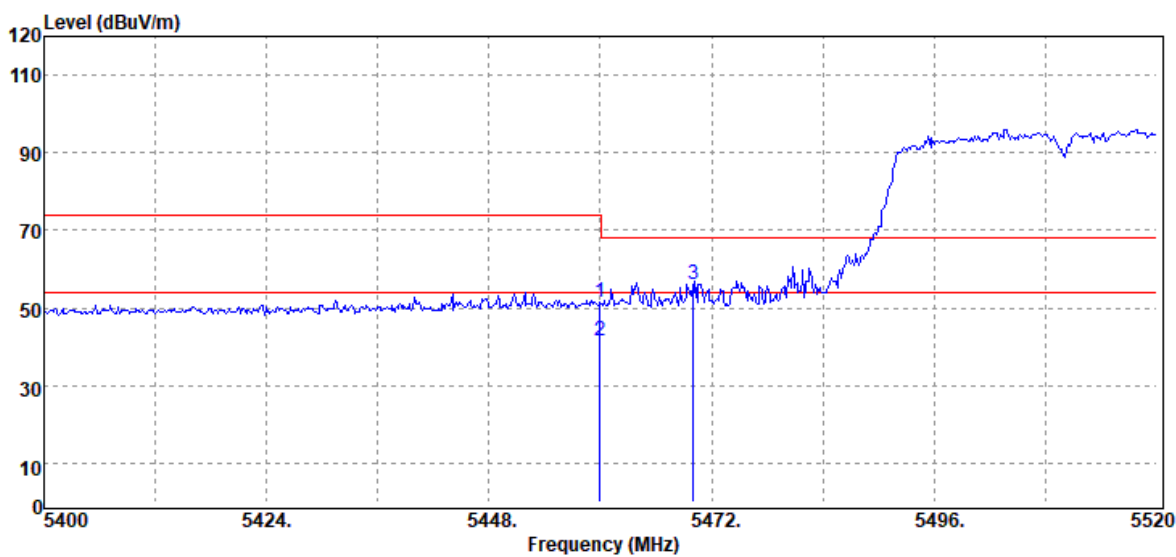
Freq. (MHz)	Detector Mode (PK/QP/AV)	Spectrum Reading Level (dB μ V)	Factor (dB)	Actual FS (dB μ V/m)	Limit @3m (dB μ V/m)	Margin (dB)
5725.00	Peak	41.38	9.29	50.67	68.20	-17.53

Test Mode	IEEE 802.11n 20 / 5700 MHz	Temperature	22.4(°C)/ 62%RH
Test Item	Band Edge	Test Date	April 16, 2021
Polarize	Horizontal	Test Engineer	Ray Li
Detector	Peak		



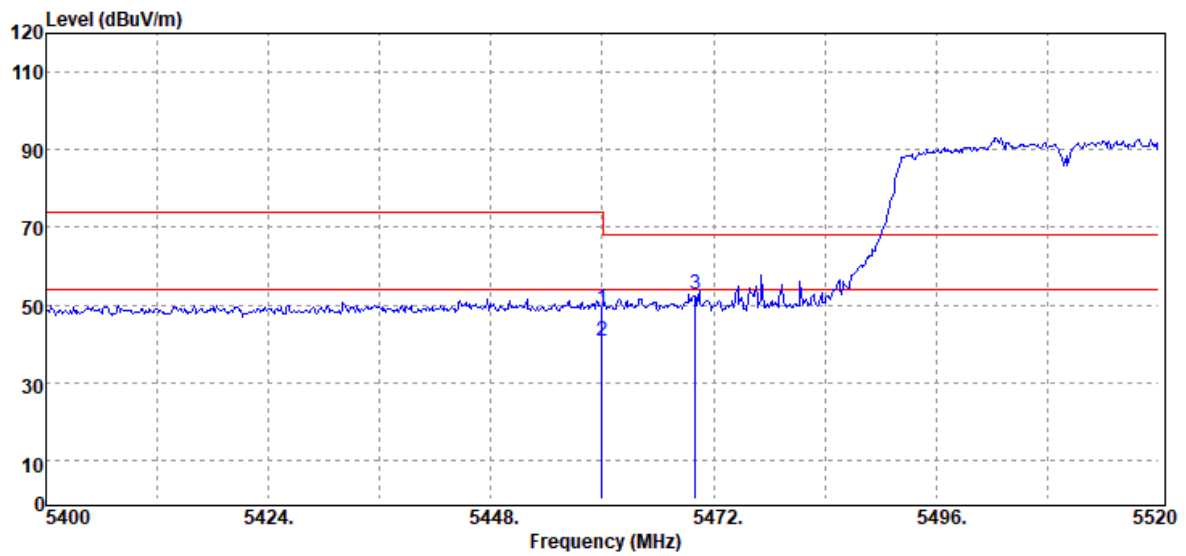
Freq. (MHz)	Detector Mode (PK/QP/AV)	Spectrum Reading Level (dB μ V)	Factor (dB)	Actual FS (dB μ V/m)	Limit @3m (dB μ V/m)	Margin (dB)
5725.00	Peak	40.23	9.29	49.52	68.20	-18.68

Test Mode	IEEE 802.11n 40 / 5510 MHz	Temp/Hum	22.4(°C)/ 62%RH
Test Item	Band Edge	Test Date	April 16, 2021
Polarize	Vertical	Test Engineer	Ray Li
Detector	Peak & Average		



Freq. (MHz)	Detector Mode (PK/QP/AV)	Spectrum Reading Level (dB μ V)	Factor (dB)	Actual FS (dB μ V/m)	Limit @3m (dB μ V/m)	Margin (dB)
5460.00	Peak	43.20	8.08	51.28	74.00	-22.72
5460.00	Average	33.35	8.08	41.43	54.00	-12.57
5470.00	Peak	47.90	8.12	56.02	68.20	-12.18

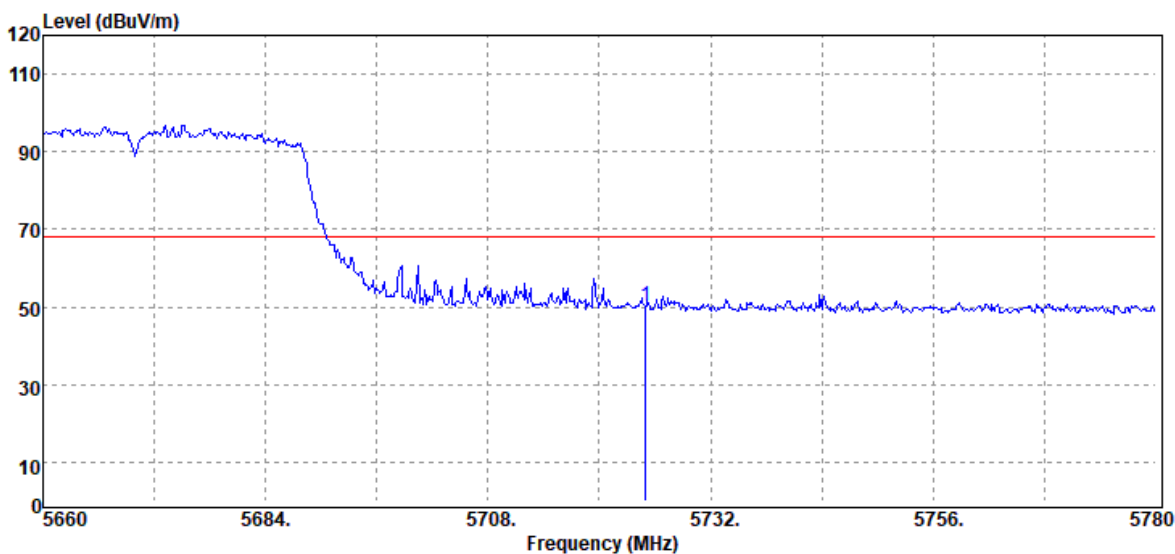
Test Mode	IEEE 802.11n 40 / 5510 MHz	Temp/Hum	22.4(°C)/ 62%RH
Test Item	Band Edge	Test Date	April 16, 2021
Polarize	Horizontal	Test Engineer	Ray Li
Detector	Peak & Average		



Freq. (MHz)	Detector Mode (PK/QP/AV)	Spectrum Reading Level (dB μ V)	Factor (dB)	Actual FS (dB μ V/m)	Limit @3m (dB μ V/m)	Margin (dB)
5460.00	Peak	40.73	8.08	48.81	74.00	-25.19
5460.00	Average	32.45	8.08	40.53	54.00	-13.47
5470.00	Peak	44.56	8.12	52.68	68.20	-15.52

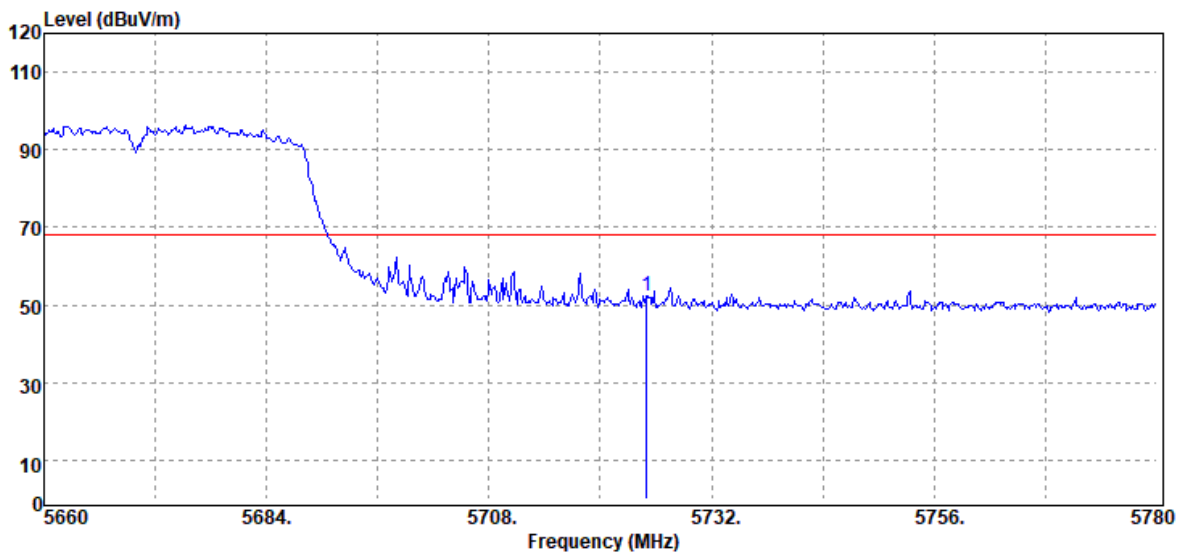
Report No.: T210113D03-RP4

Test Mode	IEEE 802.11n 40 / 5670 MHz	Temp/Hum	22.4(°C)/ 62%RH
Test Item	Band Edge	Test Date	April 16, 2021
Polarize	Vertical	Test Engineer	Ray Li
Detector	Peak		



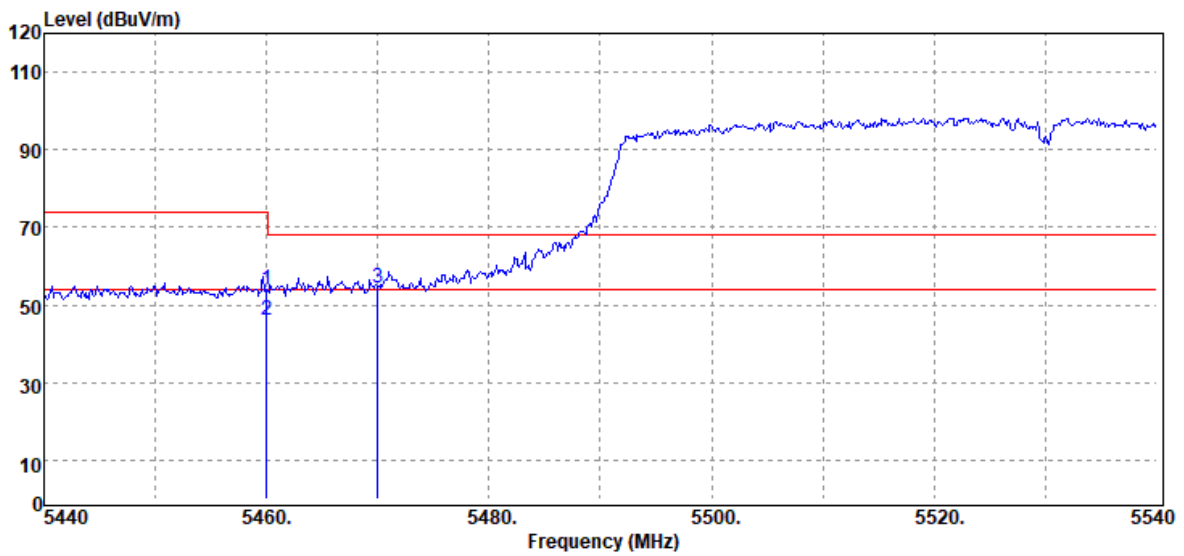
Freq. (MHz)	Detector Mode (PK/QP/AV)	Spectrum Reading Level (dBμV)	Factor (dB)	Actual FS (dBμV/m)	Limit @3m (dBμV/m)	Margin (dB)
5725.00	Peak	40.79	9.29	50.08	68.20	-18.12

Test Mode	IEEE 802.11n 40 / 5670 MHz	Temp/Hum	22.4(°C)/ 62%RH
Test Item	Band Edge	Test Date	April 16, 2021
Polarize	Horizontal	Test Engineer	Ray Li
Detector	Peak		



Freq. (MHz)	Detector Mode (PK/QP/AV)	Spectrum Reading Level (dB μ V)	Factor (dB)	Actual FS (dB μ V/m)	Limit @3m (dB μ V/m)	Margin (dB)
5725.00	Peak	42.91	9.29	52.20	68.20	-16.00

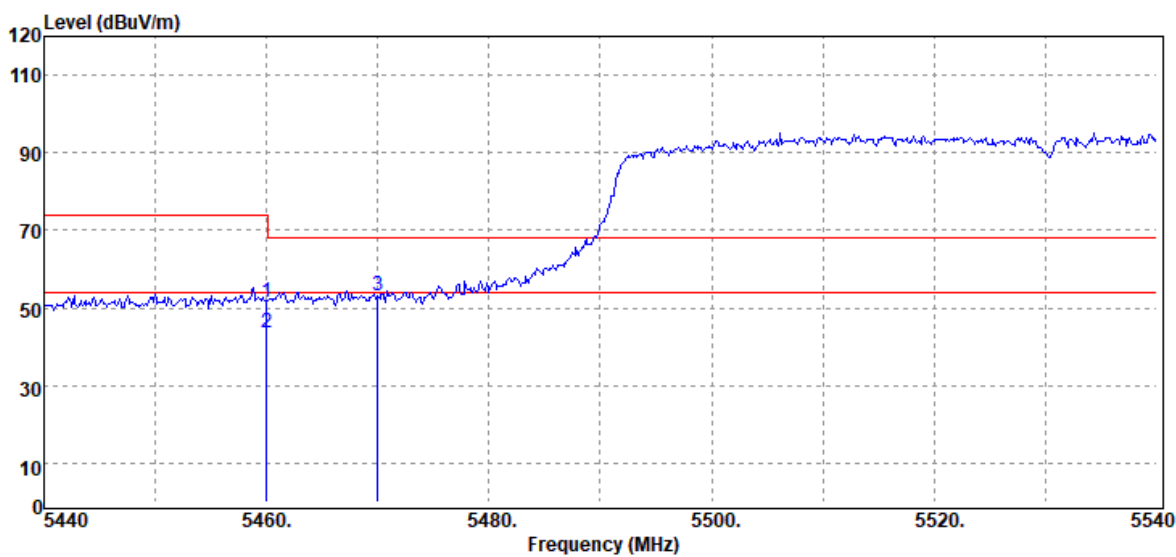
Test Mode	IEEE 802.11ac VHT80 / 5530 MHz	Temp/Hum	22.4(°C)/ 62%RH
Test Item	Band Edge	Test Date	April 16, 2021
Polarize	Vertical	Test Engineer	Ray Li
Detector	Peak & Average		



Freq. (MHz)	Detector Mode (PK/QP/AV)	Spectrum Reading Level (dB μ V)	Factor (dB)	Actual FS (dB μ V/m)	Limit @3m (dB μ V/m)	Margin (dB)
5460.00	Peak	45.86	8.08	53.94	74.00	-20.06
5460.00	Average	37.99	8.08	46.07	54.00	-7.93
5470.00	Peak	46.22	8.12	54.34	68.20	-13.86

Report No.: T210113D03-RP4

Test Mode	IEEE 802.11ac VHT80 / 5530 MHz	Temp/Hum	22.4(°C)/ 62%RH
Test Item	Band Edge	Test Date	April 16, 2021
Polarize	Horizontal	Test Engineer	Ray Li
Detector	Peak & Average		

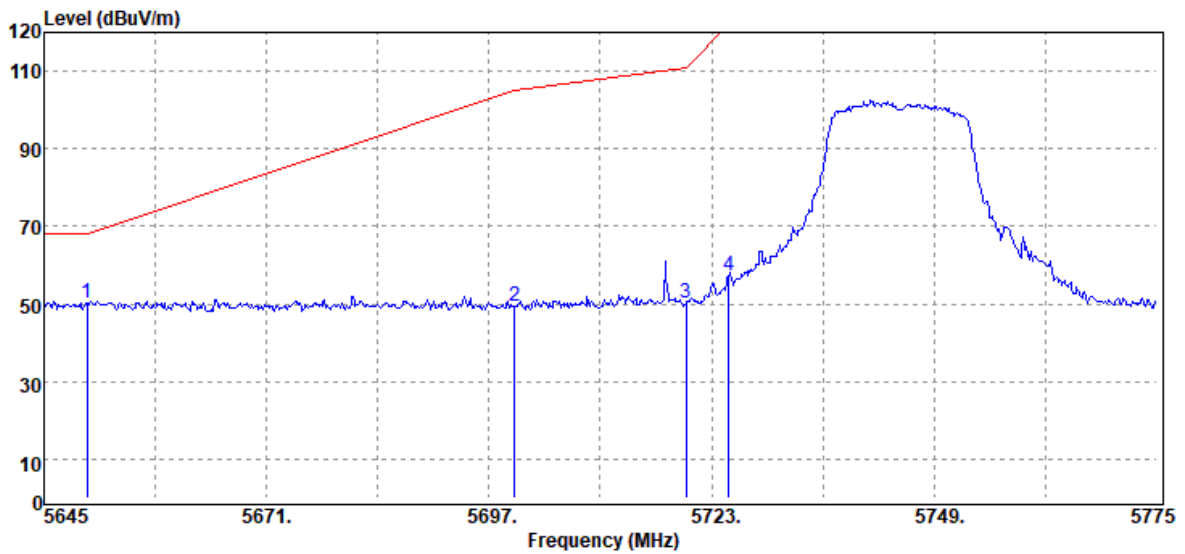


Freq. (MHz)	Detector Mode (PK/QP/AV)	Spectrum Reading Level (dB μ V)	Factor (dB)	Actual FS (dB μ V/m)	Limit @3m (dB μ V/m)	Margin (dB)
5460.00	Peak	43.52	8.08	51.60	74.00	-22.40
5460.00	Average	35.51	8.08	43.59	54.00	-10.41
5470.00	Peak	45.02	8.12	53.14	68.20	-15.06

Report No.: T210113D03-RP4

Test Data for UNII-3

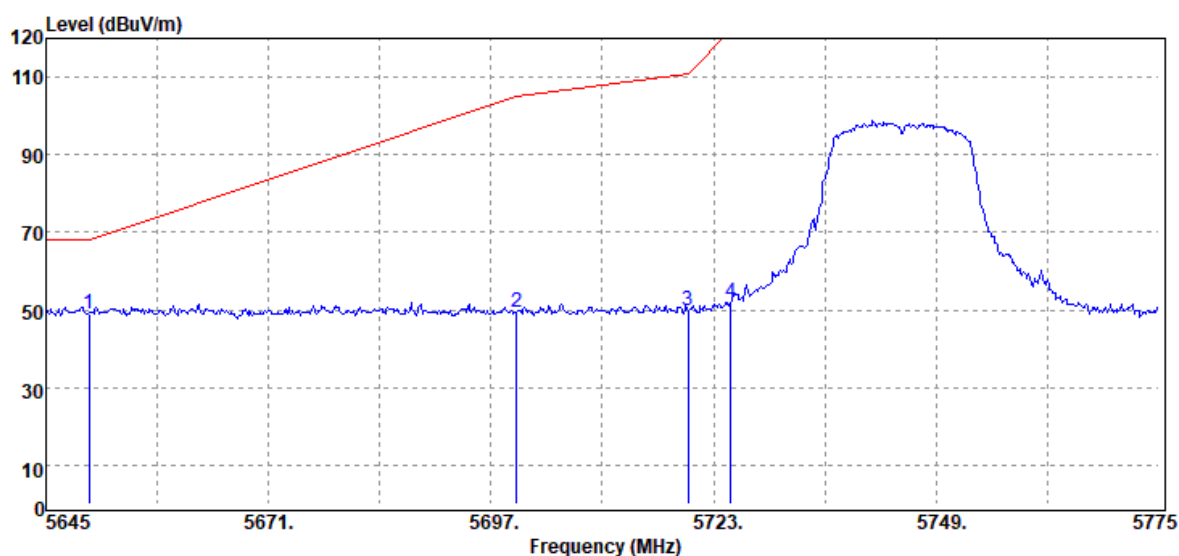
Test Mode	IEEE 802.11a / 5745 MHz (Chain 0)	Temp/Hum	22.4(°C)/ 62%RH
Test Item	Band Edge	Test Date	April 16, 2021
Polarize	Vertical	Test Engineer	Ray Li
Detector	Peak		



Freq. (MHz)	Detector Mode (PK/QP/AV)	Spectrum Reading Level (dBμV)	Factor (dB)	Actual FS (dBμV/m)	Limit @3m (dBμV/m)	Margin (dB)
5650.00	Peak	41.33	8.87	50.20	68.20	-18.00
5700.00	Peak	40.12	9.22	49.34	105.20	-55.86
5720.00	Peak	41.02	9.29	50.31	110.80	-60.49
5725.00	Peak	48.07	9.29	57.36	122.20	-64.84

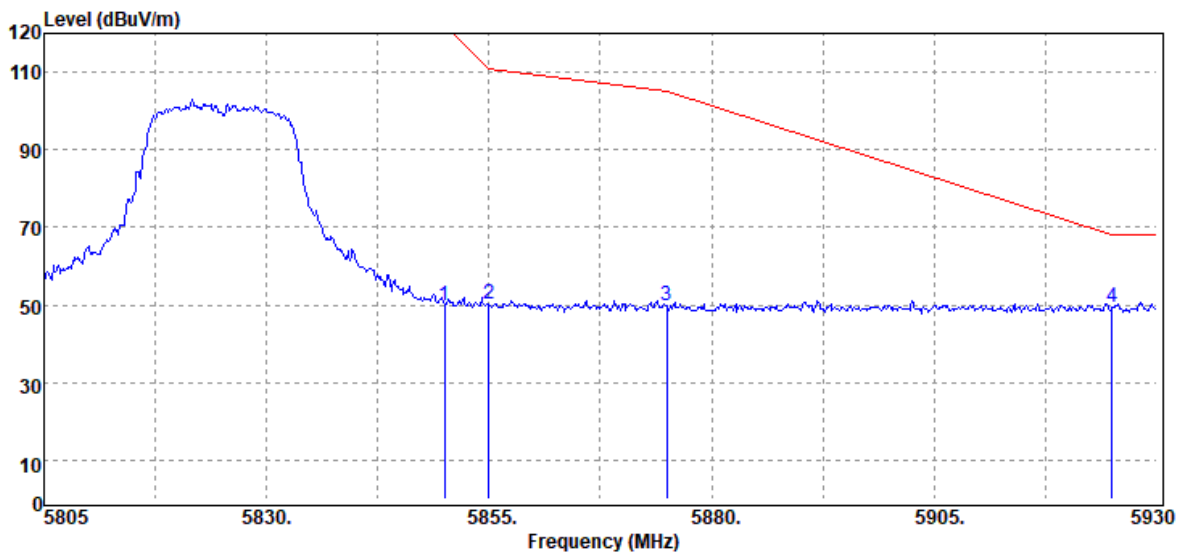
Report No.: T210113D03-RP4

Test Mode	IEEE 802.11a / 5745 MHz (Chain 0)	Temp/Hum	22.4(°C)/ 62%RH
Test Item	Band Edge	Test Date	April 16, 2021
Polarize	Horizontal	Test Engineer	Ray Li
Detector	Peak		



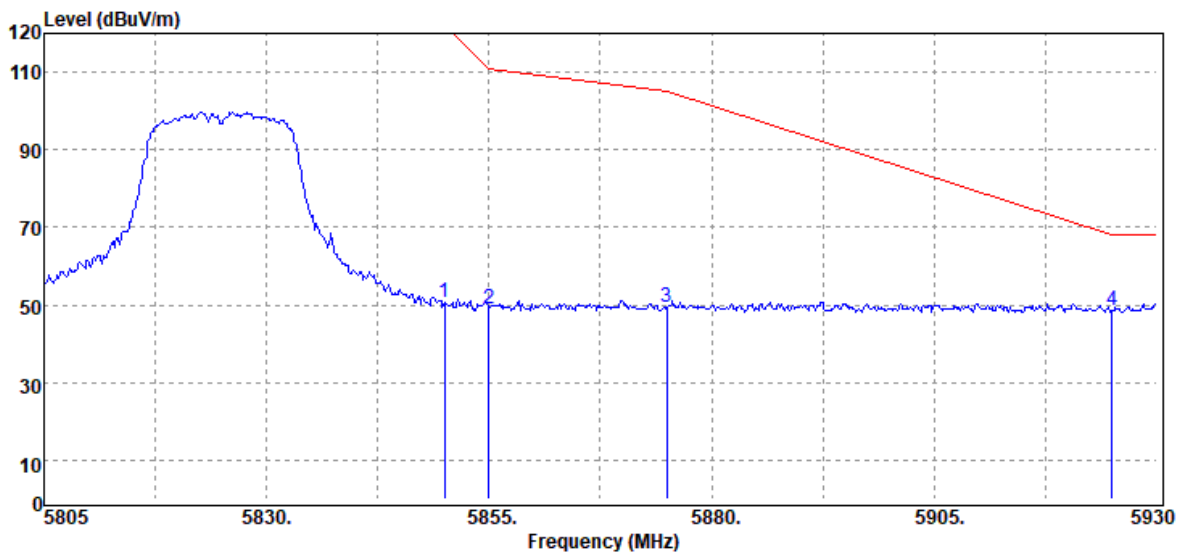
Freq. (MHz)	Detector Mode (PK/QP/AV)	Spectrum Reading Level (dB μ V)	Factor (dB)	Actual FS (dB μ V/m)	Limit @3m (dB μ V/m)	Margin (dB)
5650.00	Peak	40.30	8.87	49.17	68.20	-19.03
5700.00	Peak	40.38	9.22	49.60	105.20	-55.60
5720.00	Peak	40.71	9.29	50.00	110.80	-60.80
5725.00	Peak	42.54	9.29	51.83	122.20	-70.37

Test Mode	IEEE 802.11a / 5825 MHz (Chain 0)	Temp/Hum	22.4(°C)/ 62%RH
Test Item	Band Edge	Test Date	April 16, 2021
Polarize	Vertical	Test Engineer	Ray Li
Detector	Peak		



Freq. (MHz)	Detector Mode (PK/QP/AV)	Spectrum Reading Level (dB μ V)	Factor (dB)	Actual FS (dB μ V/m)	Limit @3m (dB μ V/m)	Margin (dB)
5850.00	Peak	40.21	9.59	49.80	122.20	-72.40
5855.00	Peak	40.58	9.59	50.17	110.80	-60.63
5875.00	Peak	40.15	9.57	49.72	105.20	-55.48
5925.00	Peak	39.78	9.59	49.37	68.20	-18.83

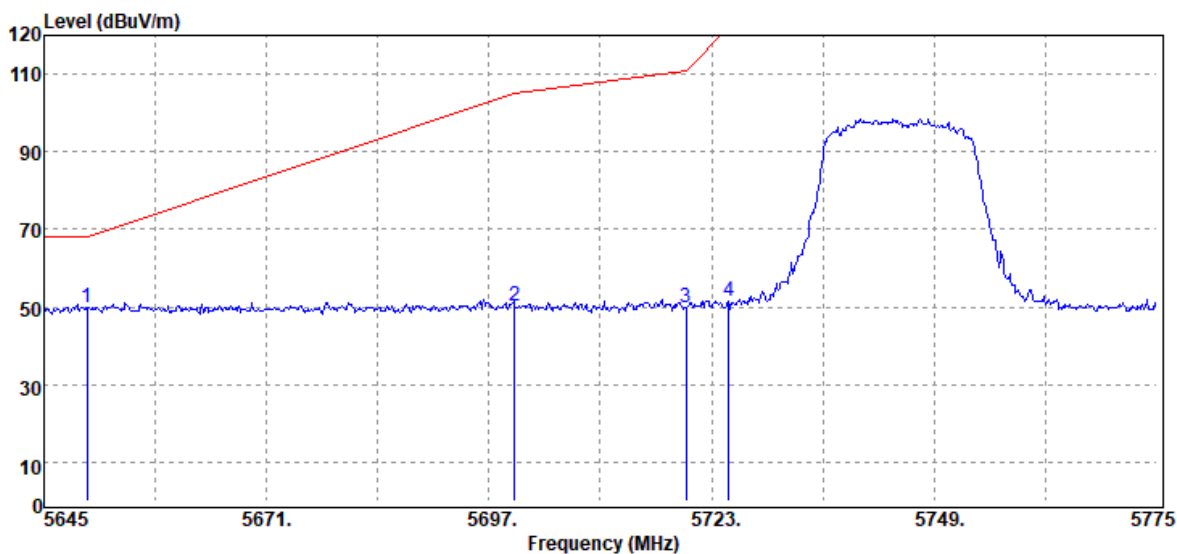
Test Mode	IEEE 802.11a / 5825 MHz (Chain 0)	Temp/Hum	22.4(°C)/ 62%RH
Test Item	Band Edge	Test Date	April 16, 2021
Polarize	Horizontal	Test Engineer	Ray Li
Detector	Peak		



Freq. (MHz)	Detector Mode (PK/QP/AV)	Spectrum Reading Level (dBμV)	Factor (dB)	Actual FS (dBμV/m)	Limit @3m (dBμV/m)	Margin (dB)
5850.00	Peak	41.09	9.59	50.68	122.20	-71.52
5855.00	Peak	39.34	9.59	48.93	110.80	-61.87
5875.00	Peak	39.92	9.57	49.49	105.20	-55.71
5925.00	Peak	38.83	9.59	48.42	68.20	-19.78

Report No.: T210113D03-RP4

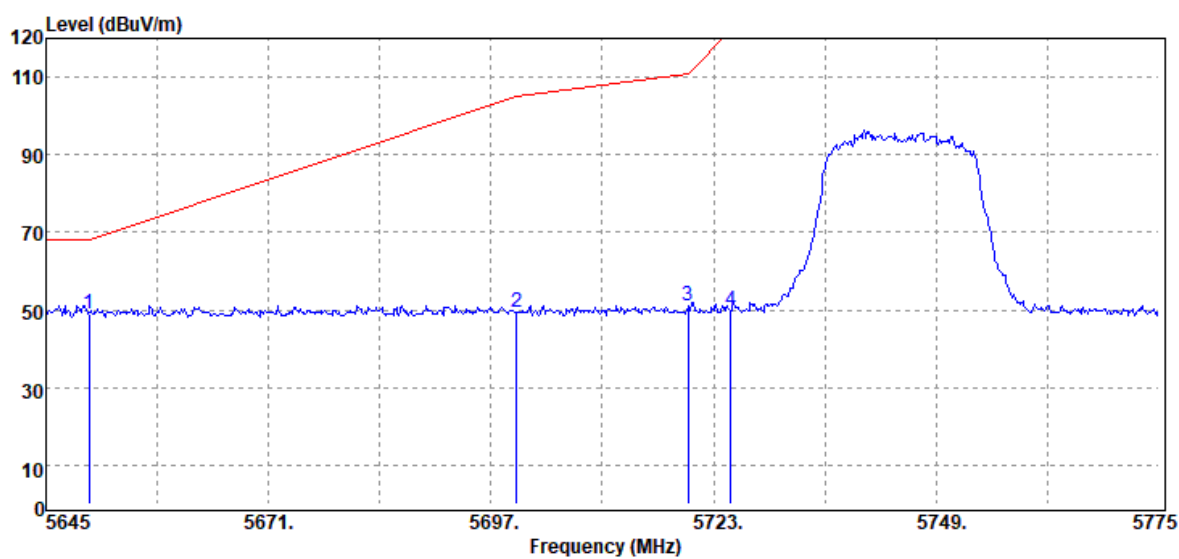
Test Mode	IEEE 802.11n 20 / 5745 MHz	Temp/Hum	22.4(°C)/ 62%RH
Test Item	Band Edge	Test Date	April 16, 2021
Polarize	Vertical	Test Engineer	Ray Li
Detector	Peak		



Freq. (MHz)	Detector Mode (PK/QP/AV)	Spectrum Reading Level (dB μ V)	Factor (dB)	Actual FS (dB μ V/m)	Limit @3m (dB μ V/m)	Margin (dB)
5650.00	Peak	40.76	8.87	49.63	68.20	-18.57
5700.00	Peak	40.82	9.22	50.04	105.20	-55.16
5720.00	Peak	40.70	9.29	49.99	110.80	-60.81
5725.00	Peak	42.09	9.29	51.38	122.20	-70.82

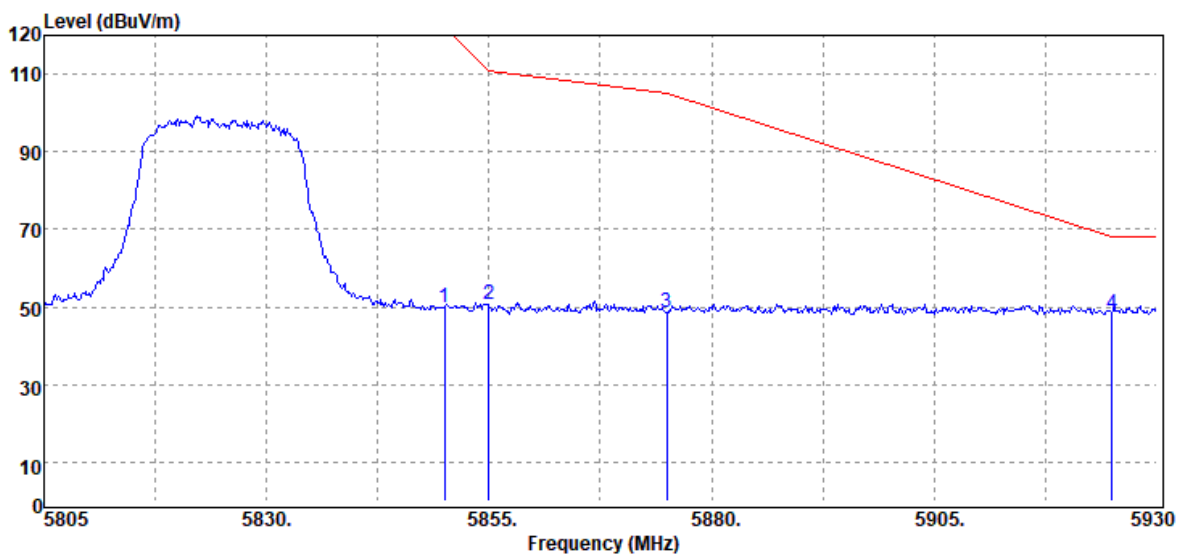
Report No.: T210113D03-RP4

Test Mode	IEEE 802.11n 20 / 5745 MHz	Temp/Hum	22.4(°C)/ 62%RH
Test Item	Band Edge	Test Date	April 16, 2021
Polarize	Horizontal	Test Engineer	Ray Li
Detector	Peak		



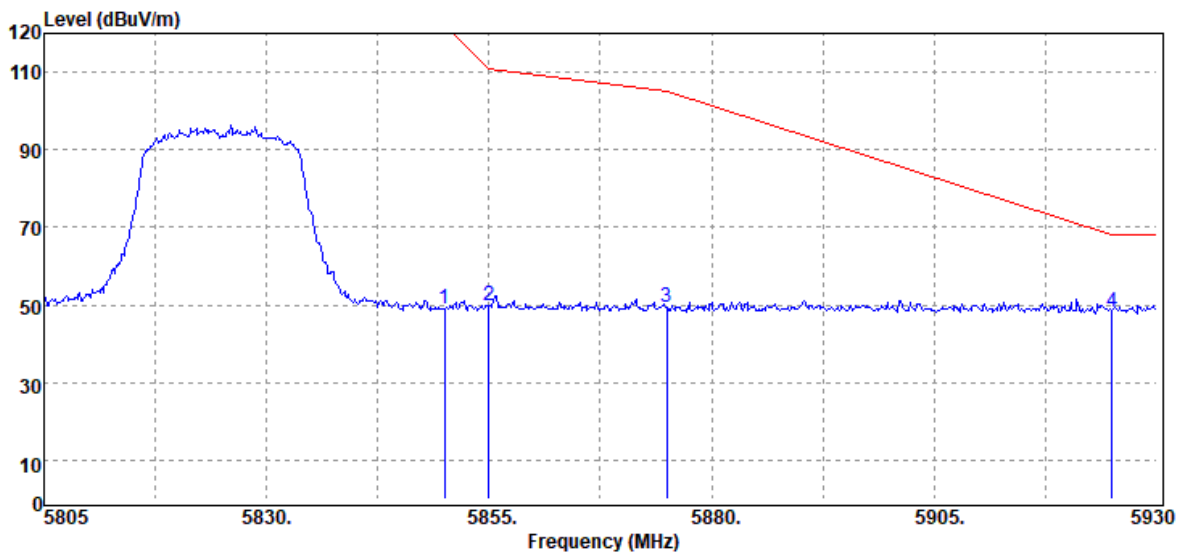
Freq. (MHz)	Detector Mode (PK/QP/AV)	Spectrum Reading Level (dB μ V)	Factor (dB)	Actual FS (dB μ V/m)	Limit @3m (dB μ V/m)	Margin (dB)
5650.00	Peak	40.09	8.87	48.96	68.20	-19.24
5700.00	Peak	40.20	9.22	49.42	105.20	-55.78
5720.00	Peak	41.71	9.29	51.00	110.80	-59.80
5725.00	Peak	40.59	9.29	49.88	122.20	-72.32

Test Mode	IEEE 802.11n 20 / 5825 MHz	Temp/Hum	22.4(°C)/ 62%RH
Test Item	Band Edge	Test Date	April 16, 2021
Polarize	Vertical	Test Engineer	Ray Li
Detector	Peak		



Freq. (MHz)	Detector Mode (PK/QP/AV)	Spectrum Reading Level (dB μ V)	Factor (dB)	Actual FS (dB μ V/m)	Limit @3m (dB μ V/m)	Margin (dB)
5850.00	Peak	40.26	9.59	49.85	122.20	-72.35
5855.00	Peak	40.89	9.59	50.48	110.80	-60.32
5875.00	Peak	38.88	9.57	48.45	105.20	-56.75
5925.00	Peak	38.76	9.59	48.35	68.20	-19.85

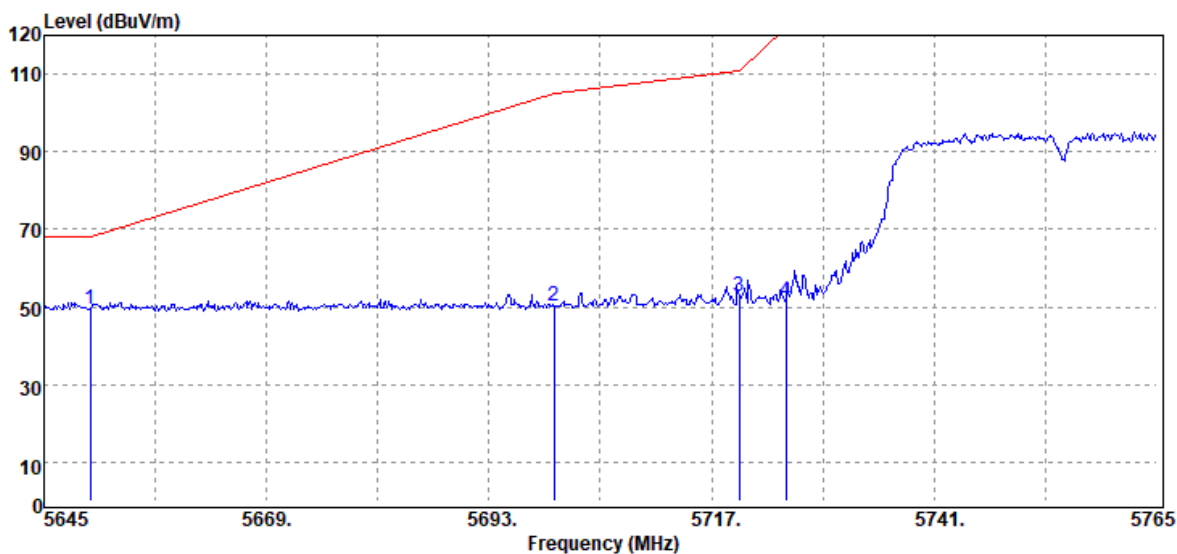
Test Mode	IEEE 802.11n 20 / 5825 MHz	Temp/Hum	22.4(°C)/ 62%RH
Test Item	Band Edge	Test Date	April 16, 2021
Polarize	Horizontal	Test Engineer	Ray Li
Detector	Peak		



Freq. (MHz)	Detector Mode (PK/QP/AV)	Spectrum Reading Level (dB μ V)	Factor (dB)	Actual FS (dB μ V/m)	Limit @3m (dB μ V/m)	Margin (dB)
5850.00	Peak	39.46	9.59	49.05	122.20	-73.15
5855.00	Peak	40.31	9.59	49.90	110.80	-60.90
5875.00	Peak	39.96	9.57	49.53	105.20	-55.67
5925.00	Peak	38.77	9.59	48.36	68.20	-19.84

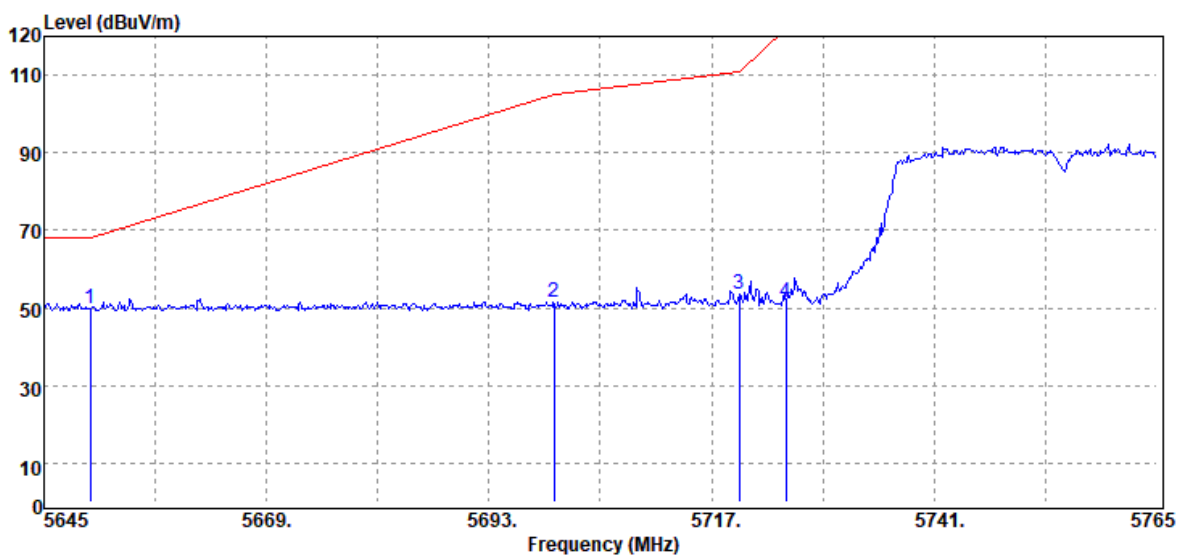
Report No.: T210113D03-RP4

Test Mode	IEEE 802.11n 40 / 5755 MHz	Temp/Hum	22.4(°C)/ 62%RH
Test Item	Band Edge	Test Date	April 16, 2021
Polarize	Vertical	Test Engineer	Ray Li
Detector	Peak		



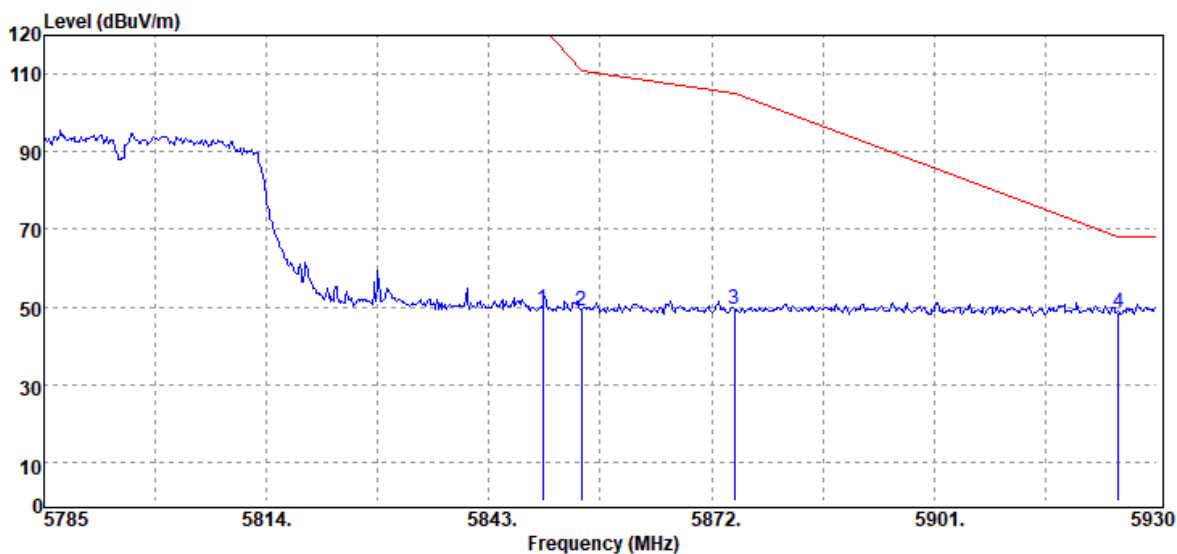
Freq. (MHz)	Detector Mode (PK/QP/AV)	Spectrum Reading Level (dB μ V)	Factor (dB)	Actual FS (dB μ V/m)	Limit @3m (dB μ V/m)	Margin (dB)
5650.00	Peak	40.48	8.87	49.35	68.20	-18.85
5700.00	Peak	40.95	9.22	50.17	105.20	-55.03
5720.00	Peak	43.39	9.29	52.68	110.80	-58.12
5725.00	Peak	42.03	9.29	51.32	122.20	-70.88

Test Mode	IEEE 802.11n 40 / 5755 MHz	Temp/Hum	22.4(°C)/ 62%RH
Test Item	Band Edge	Test Date	April 16, 2021
Polarize	Horizontal	Test Engineer	Ray Li
Detector	Peak		



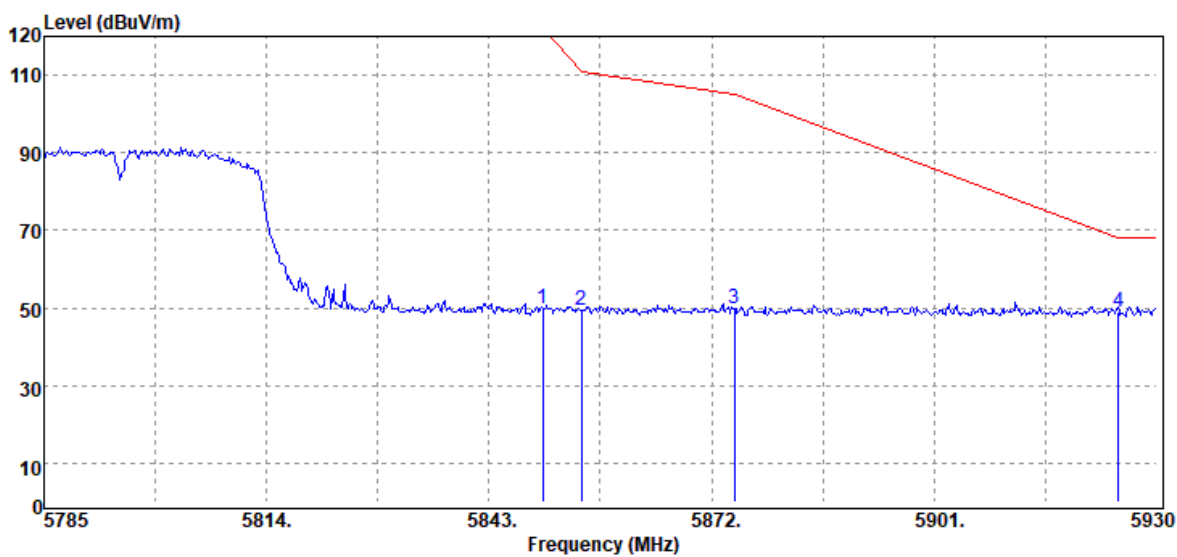
Freq. (MHz)	Detector Mode (PK/QP/AV)	Spectrum Reading Level (dB μ V)	Factor (dB)	Actual FS (dB μ V/m)	Limit @3m (dB μ V/m)	Margin (dB)
5650.00	Peak	41.12	8.87	49.99	68.20	-18.21
5700.00	Peak	42.26	9.22	51.48	105.20	-53.72
5720.00	Peak	44.20	9.29	53.49	110.80	-57.31
5725.00	Peak	42.03	9.29	51.32	122.20	-70.88

Test Mode	IEEE 802.11n 40 / 5795 MHz	Temp/Hum	22.4(°C)/ 62%RH
Test Item	Band Edge	Test Date	April 16, 2021
Polarize	Vertical	Test Engineer	Ray Li
Detector	Peak		



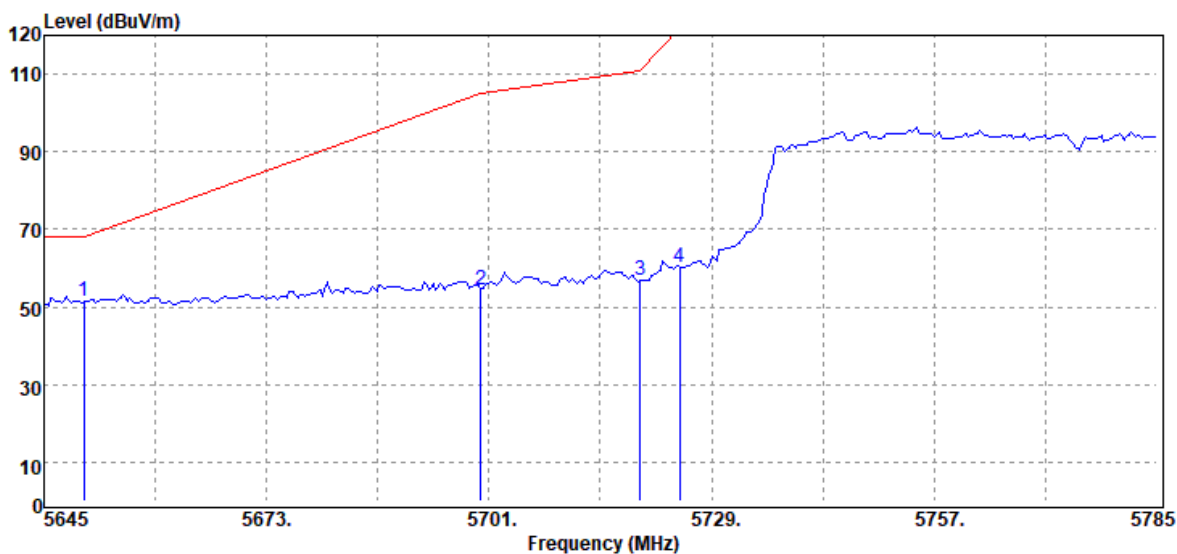
Freq. (MHz)	Detector Mode (PK/QP/AV)	Spectrum Reading Level (dB μ V)	Factor (dB)	Actual FS (dB μ V/m)	Limit @3m (dB μ V/m)	Margin (dB)
5850.00	Peak	39.79	9.59	49.38	122.20	-72.82
5855.00	Peak	39.30	9.59	48.89	110.80	-61.91
5875.00	Peak	39.81	9.57	49.38	105.20	-55.82
5925.00	Peak	38.97	9.59	48.56	68.20	-19.64

Test Mode	IEEE 802.11n 40 / 5795 MHz	Temp/Hum	22.4(°C)/ 62%RH
Test Item	Band Edge	Test Date	April 16, 2021
Polarize	Horizontal	Test Engineer	Ray Li
Detector	Peak		



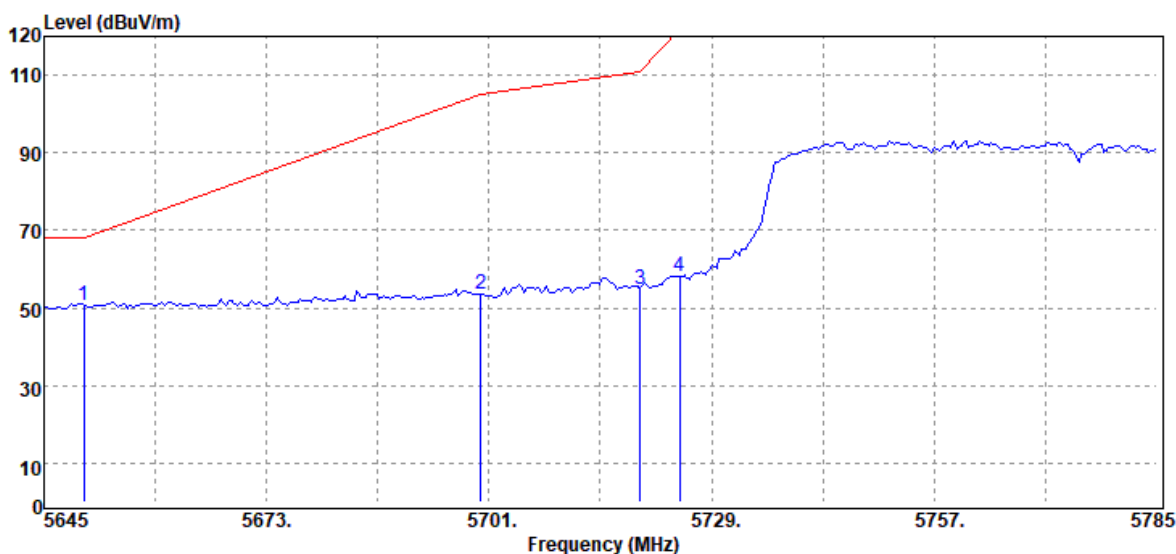
Freq. (MHz)	Detector Mode (PK/QP/AV)	Spectrum Reading Level (dB μ V)	Factor (dB)	Actual FS (dB μ V/m)	Limit @3m (dB μ V/m)	Margin (dB)
5850.00	Peak	40.32	9.59	49.91	122.20	-72.29
5855.00	Peak	39.83	9.59	49.42	110.80	-61.38
5875.00	Peak	40.18	9.57	49.75	105.20	-55.45
5925.00	Peak	39.56	9.59	49.15	68.20	-19.05

Test Mode	IEEE 802.11ac VHT80 / 5775 MHz	Temp/Hum	22.4(°C)/ 62%RH
Test Item	Band Edge	Test Date	April 16, 2021
Polarize	Vertical	Test Engineer	Ray Li
Detector	Peak		



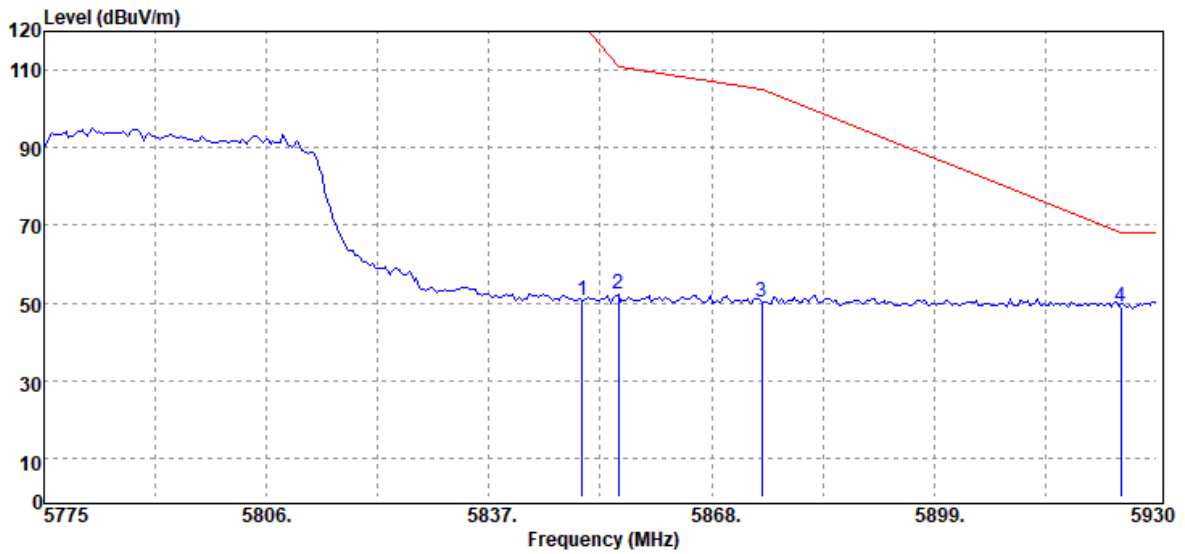
Freq. (MHz)	Detector Mode (PK/QP/AV)	Spectrum Reading Level (dBμV)	Factor (dB)	Actual FS (dBμV/m)	Limit @3m (dBμV/m)	Margin (dB)
5650.00	Peak	42.69	8.87	51.56	68.20	-16.64
5700.00	Peak	45.18	9.22	54.40	105.20	-50.80
5720.00	Peak	47.66	9.29	56.95	110.80	-53.85
5725.00	Peak	51.10	9.29	60.39	122.20	-61.81

Test Mode	IEEE 802.11ac VHT80 / 5775 MHz	Temp/Hum	22.4(°C)/ 62%RH
Test Item	Band Edge	Test Date	April 16, 2021
Polarize	Horizontal	Test Engineer	Ray Li
Detector	Peak		



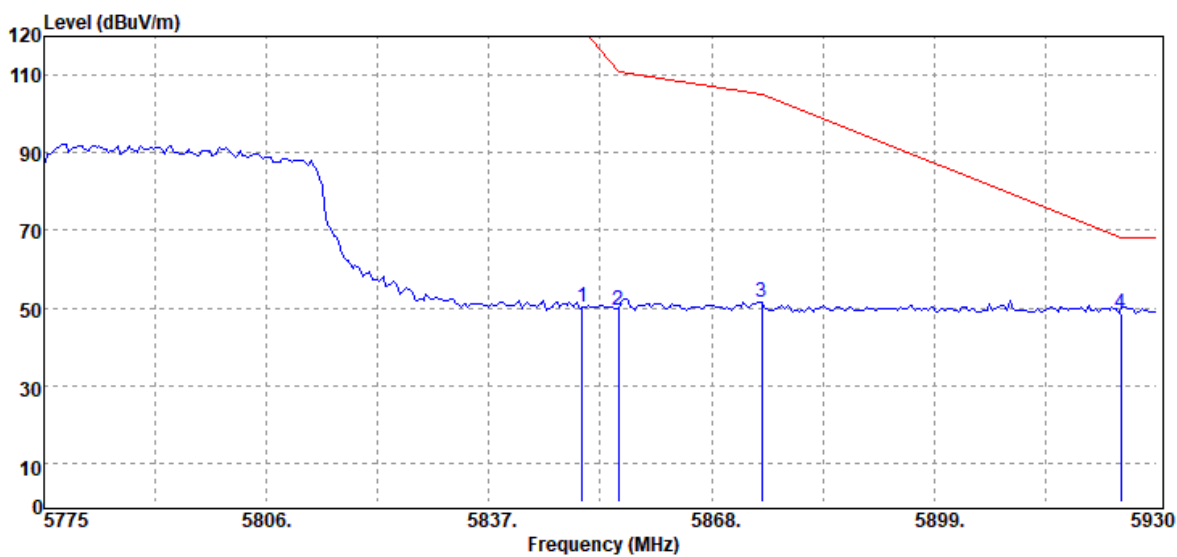
Freq. (MHz)	Detector Mode (PK/QP/AV)	Spectrum Reading Level (dBμV)	Factor (dB)	Actual FS (dBμV/m)	Limit @3m (dBμV/m)	Margin (dB)
5650.00	Peak	41.67	8.87	50.54	68.20	-17.66
5700.00	Peak	44.52	9.22	53.74	105.20	-51.46
5720.00	Peak	45.50	9.29	54.79	110.80	-56.01
5725.00	Peak	48.78	9.29	58.07	122.20	-64.13

Test Mode	IEEE 802.11ac VHT80 / 5775 MHz	Temp/Hum	22.4(°C)/ 62%RH
Test Item	Band Edge	Test Date	April 16, 2021
Polarize	Vertical	Test Engineer	Ray Li
Detector	Peak		



Freq. (MHz)	Detector Mode (PK/QP/AV)	Spectrum Reading Level (dBμV)	Factor (dB)	Actual FS (dBμV/m)	Limit @3m (dBμV/m)	Margin (dB)
5850.00	Peak	41.24	9.59	50.83	122.20	-71.37
5855.00	Peak	42.58	9.59	52.17	110.80	-58.63
5875.00	Peak	40.57	9.57	50.14	105.20	-55.06
5925.00	Peak	39.60	9.59	49.19	68.20	-19.01

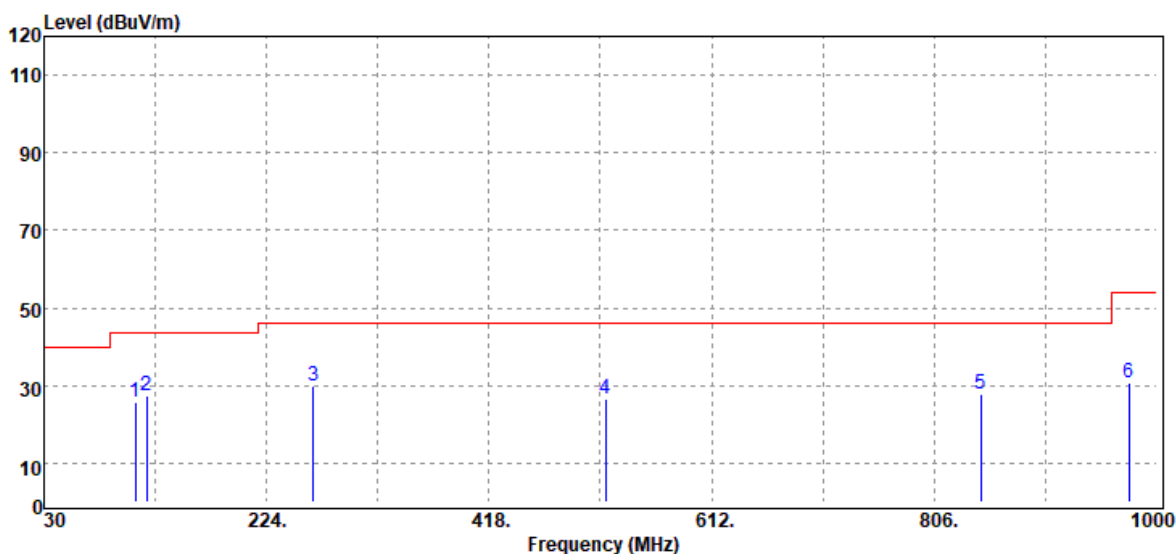
Test Mode	IEEE 802.11ac VHT80 / 5775 MHz	Temp/Hum	22.4(°C)/ 62%RH
Test Item	Band Edge	Test Date	April 16, 2021
Polarize	Horizontal	Test Engineer	Ray Li
Detector	Peak		



Freq. (MHz)	Detector Mode (PK/QP/AV)	Spectrum Reading Level (dB μ V)	Factor (dB)	Actual FS (dB μ V/m)	Limit @3m (dB μ V/m)	Margin (dB)
5850.00	Peak	40.45	9.59	50.04	122.20	-72.16
5855.00	Peak	39.80	9.59	49.39	110.80	-61.41
5875.00	Peak	41.72	9.57	51.29	105.20	-53.91
5925.00	Peak	38.96	9.59	48.55	68.20	-19.65

Below 1G Test Data

Test Mode	Mode 1	Temp/Hum	22.4(°C)/ 62%RH
Test Item	30MHz-1GHz	Test Date	April 15, 2021
Polarize	Vertical	Test Engineer	Ray Li
Detector	Peak		

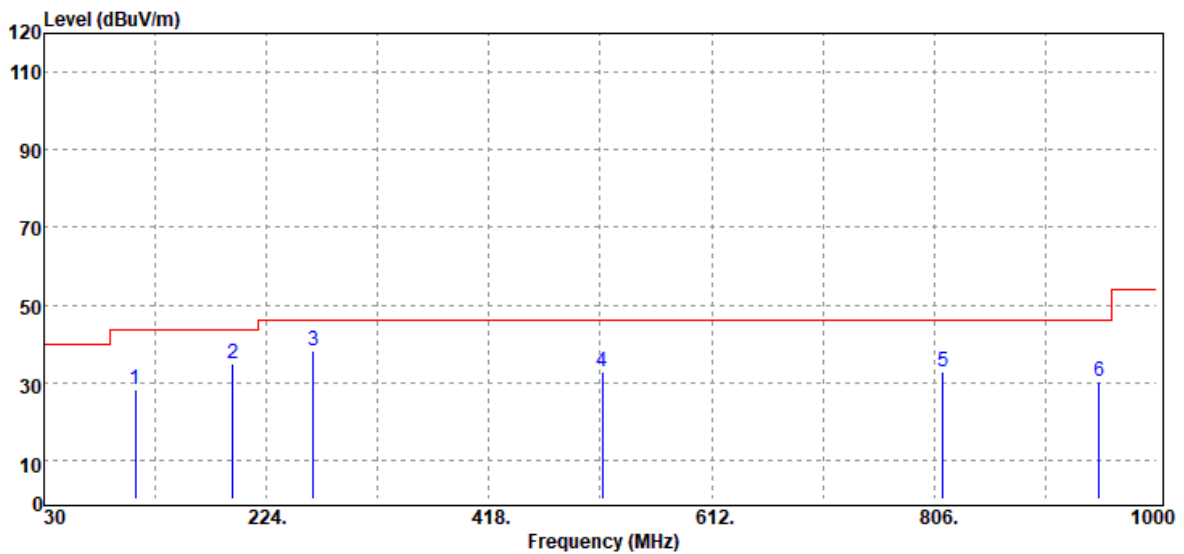


Freq. (MHz)	Detector Mode (PK/QP/AV)	Spectrum Reading Level (dBμV)	Factor (dB)	Actual FS (dBμV/m)	Limit @3m (dBμV/m)	Margin (dB)
109.54	Peak	36.36	-10.52	25.84	43.50	-17.66
119.24	Peak	36.56	-9.23	27.33	43.50	-16.17
264.74	Peak	39.47	-9.43	30.04	46.00	-15.96
519.85	Peak	29.46	-3.06	26.40	46.00	-19.60
846.74	Peak	25.51	2.47	27.98	46.00	-18.02
975.75	Peak	26.59	4.21	30.80	54.00	-23.20

Note: 1. No emission found between lowest internal used/generated frequency to 30MHz(9KHz~30MHz)
 2. For below 1GHz, the EUT peak value was under average limit, therefore the Average value compliance with the average limit.

Report No.: T210113D03-RP4

Test Mode	Mode 1	Temp/Hum	22.4(°C)/ 62%RH
Test Item	30MHz-1GHz	Test Date	April 15, 2021
Polarize	Horizontal	Test Engineer	Ray Li
Detector	Peak		



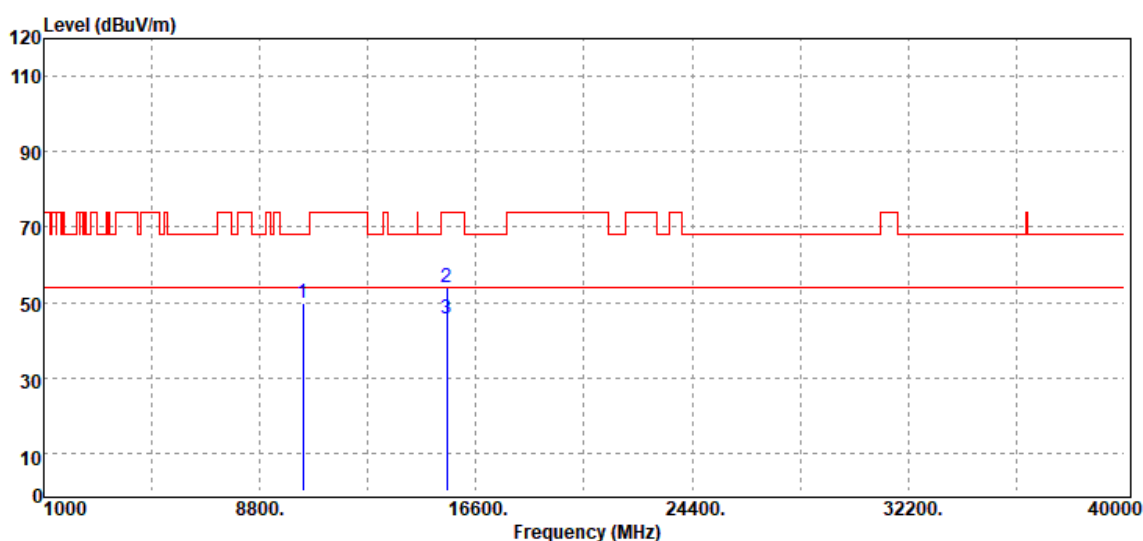
Freq. (MHz)	Detector Mode (PK/QP/AV)	Spectrum Reading Level (dB μ V)	Factor (dB)	Actual FS (dB μ V/m)	Limit @3m (dB μ V/m)	Margin (dB)
109.54	Peak	38.92	-10.52	28.40	43.50	-15.10
194.90	Peak	45.24	-10.21	35.03	43.50	-8.47
264.74	Peak	47.81	-9.43	38.38	46.00	-7.62
516.94	Peak	35.93	-3.14	32.79	46.00	-13.21
813.76	Peak	30.79	1.93	32.72	46.00	-13.28
949.56	Peak	25.67	4.44	30.11	46.00	-15.89

Note: 1. No emission found between lowest internal used/generated frequency to 30MHz(9KHz~30MHz)
2. For below 1GHz, the EUT peak value was under average limit, therefore the Average value compliance with the average limit.

Above 1G

Test Data for UNII-1

Test Mode	IEEE 802.11a / 5180 MHz (Chain 0)	Temp/Hum	22.4(°C)/ 62%RH
Test Item	Harmonic	Test Date	April 16, 2021
Polarize	Vertical	Test Engineer	Ray Li
Detector	Peak & Average		



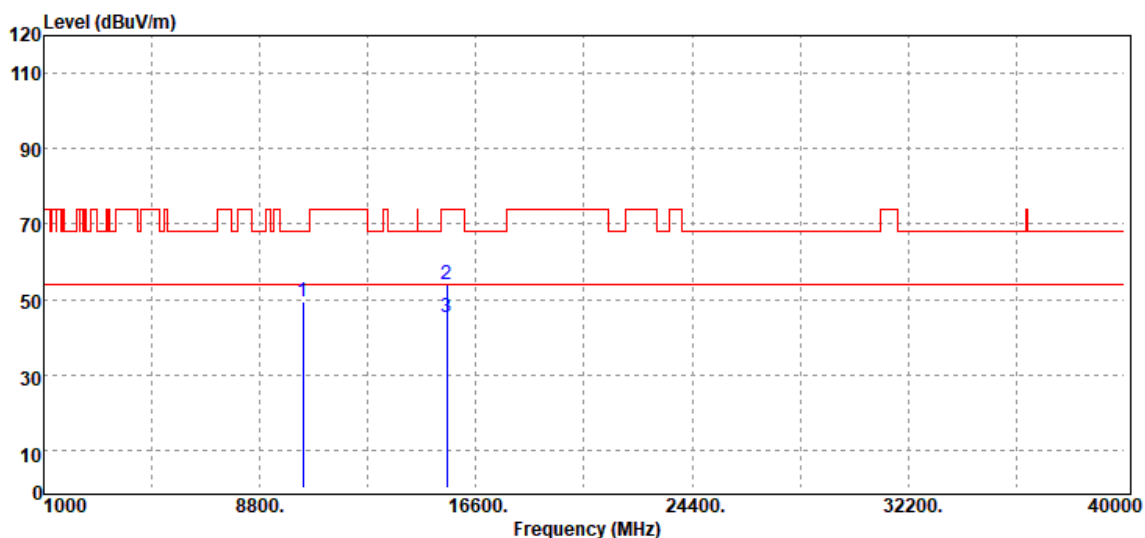
Freq. (MHz)	Detector Mode (PK/QP/AV)	Spectrum Reading Level (dB μ V)	Factor (dB)	Actual FS (dB μ V/m)	Limit @3m (dB μ V/m)	Margin (dB)
10360.000	Peak	31.75	18.16	49.91	68.20	-18.29
15540.000	Peak	31.73	22.44	54.17	74.00	-19.83
15540.000	Average	22.73	22.95	45.68	54.00	-8.32
N/A						

Remark:

1. Measuring frequencies from 1 GHz to the 10th harmonic of highest fundamental frequency.

Report No.: T210113D03-RP4

Test Mode	IEEE 802.11a / 5180 MHz (Chain 0)	Temp/Hum	22.4(°C)/ 62%RH
Test Item	Harmonic	Test Date	April 16, 2021
Polarize	Horizontal	Test Engineer	Ray Li
Detector	Peak & Average		

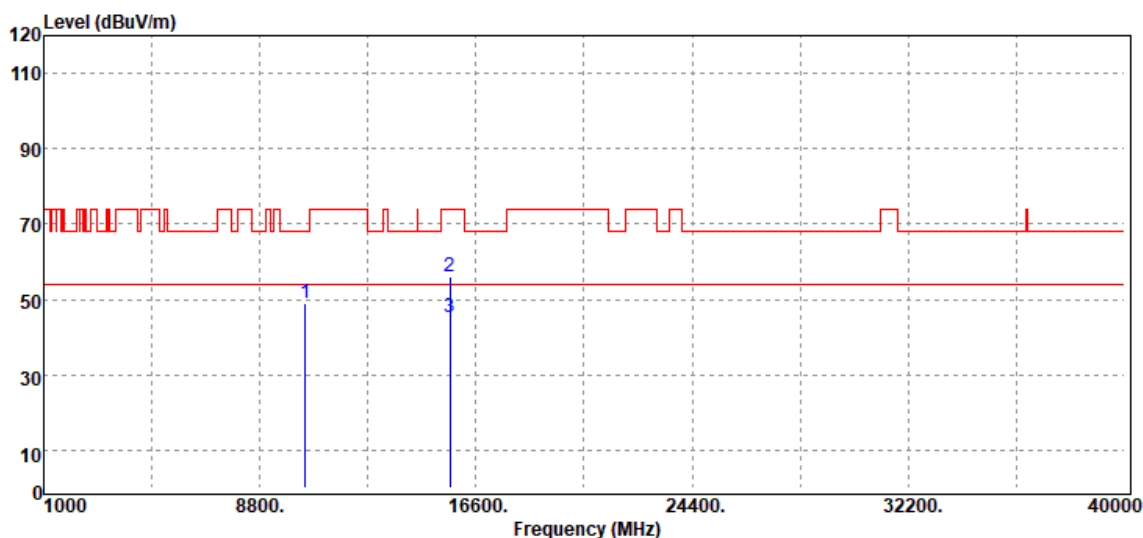


Freq. (MHz)	Detector Mode (PK/QP/AV)	Spectrum Reading Level (dBμV)	Factor (dB)	Actual FS (dBμV/m)	Limit @3m (dBμV/m)	Margin (dB)
10360.000	Peak	31.18	18.16	49.34	68.20	-18.86
15540.000	Peak	31.39	22.44	53.83	74.00	-20.17
15540.000	Average	22.39	22.95	45.34	54.00	-8.66
N/A						

Remark:

1. Measuring frequencies from 1 GHz to the 10th harmonic of highest fundamental frequency.

Test Mode	IEEE 802.11a / 5220 MHz (Chain 0)	Temp/Hum	22.4(°C)/ 62%RH
Test Item	Harmonics	Test Date	April 16, 2021
Polarize	Vertical	Test Engineer	Ray Li
Detector	Peak & Average		

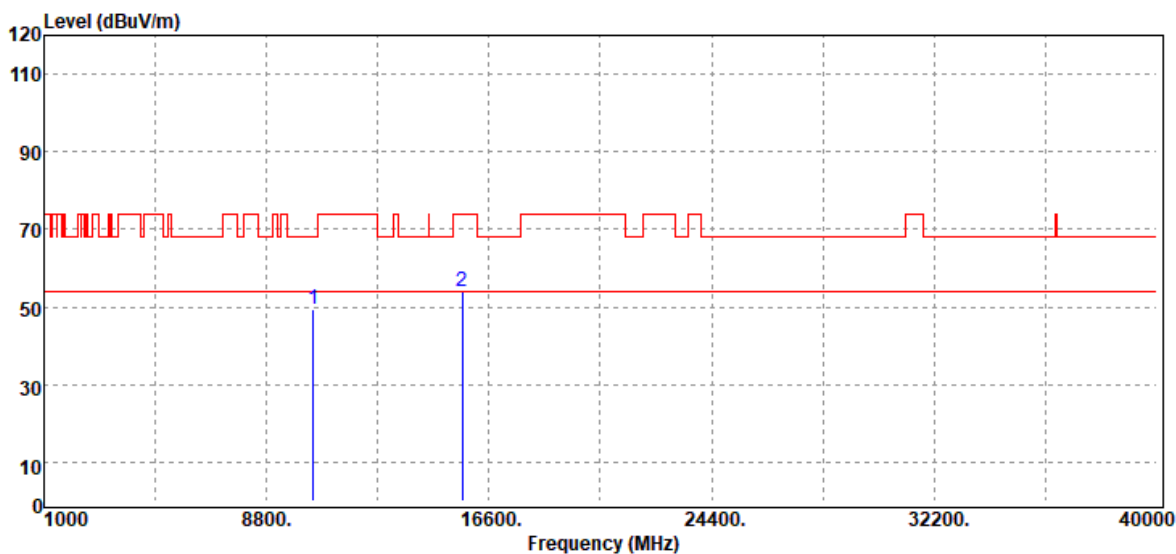


Freq. (MHz)	Detector Mode (PK/QP/AV)	Spectrum Reading Level (dBμV)	Factor (dB)	Actual FS (dBμV/m)	Limit @3m (dBμV/m)	Margin (dB)
10440.000	Peak	30.56	18.29	48.85	68.20	-19.35
15660.000	Peak	32.69	23.37	56.06	74.00	-17.94
15660.000	Average	21.92	23.37	45.29	54.00	-8.71
N/A						

Remark:

1. Measuring frequencies from 1 GHz to the 10th harmonic of highest fundamental frequency.

Test Mode	IEEE 802.11a / 5220 MHz (Chain 0)	Temp/Hum	22.4(°C)/ 62%RH
Test Item	Harmonic	Test Date	April 16, 2021
Polarize	Horizontal	Test Engineer	Ray Li
Detector	Peak & Average		

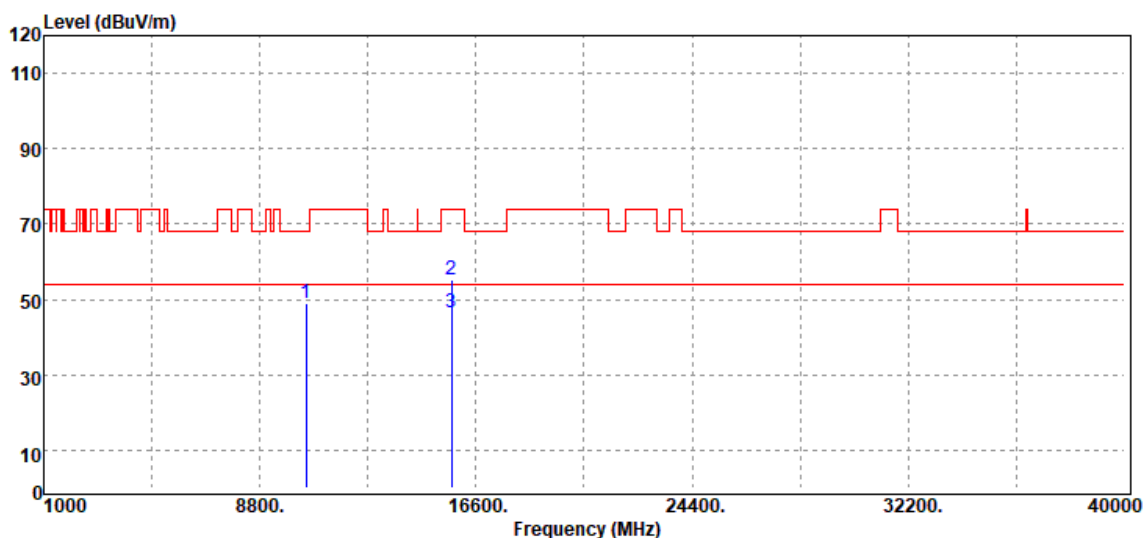


Freq. (MHz)	Detector Mode (PK/QP/AV)	Spectrum Reading Level (dBμV)	Factor (dB)	Actual FS (dBμV/m)	Limit @3m (dBμV/m)	Margin (dB)
10440.000	Peak	31.26	18.29	49.55	68.20	-18.65
15660.000	Peak	31.27	22.86	54.13	74.00	-19.87
15660.000	Average	22.28	23.37	45.65	54.00	-8.35
N/A						

Remark:

1. Measuring frequencies from 1 GHz to the 10th harmonic of highest fundamental frequency.

Test Mode	IEEE 802.11a / 5240 MHz (Chain 0)	Temp/Hum	22.4(°C)/ 62%RH
Test Item	Harmonic	Test Date	April 16, 2021
Polarize	Vertical	Test Engineer	Ray Li
Detector	Peak & Average		



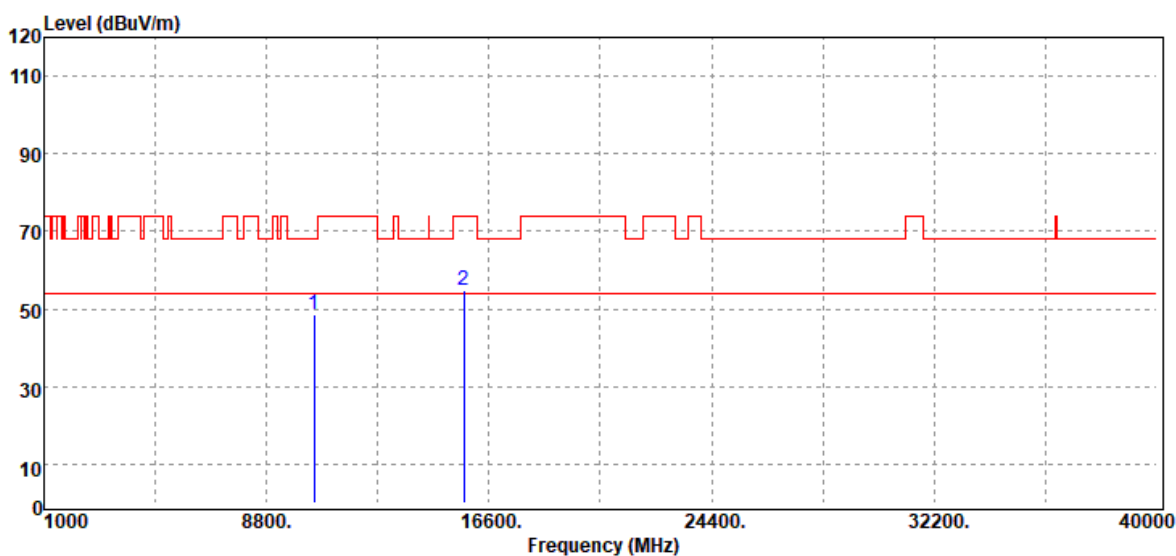
Freq. (MHz)	Detector Mode (PK/QP/AV)	Spectrum Reading Level (dBμV)	Factor (dB)	Actual FS (dBμV/m)	Limit @3m (dBμV/m)	Margin (dB)
10480.000	Peak	30.65	18.28	48.93	68.20	-19.27
15720.000	Peak	32.06	23.15	55.21	74.00	-18.79
15720.000	Average	23.06	23.63	46.69	54.00	-7.31
N/A						

Remark:

1. Measuring frequencies from 1 GHz to the 10th harmonic of highest fundamental frequency.

Report No.: T210113D03-RP4

Test Mode	IEEE 802.11a / 5240 MHz (Chain 0)	Temp/Hum	22.4(°C)/ 62%RH
Test Item	Harmonic	Test Date	April 16, 2021
Polarize	Horizontal	Test Engineer	Ray Li
Detector	Peak & Average		

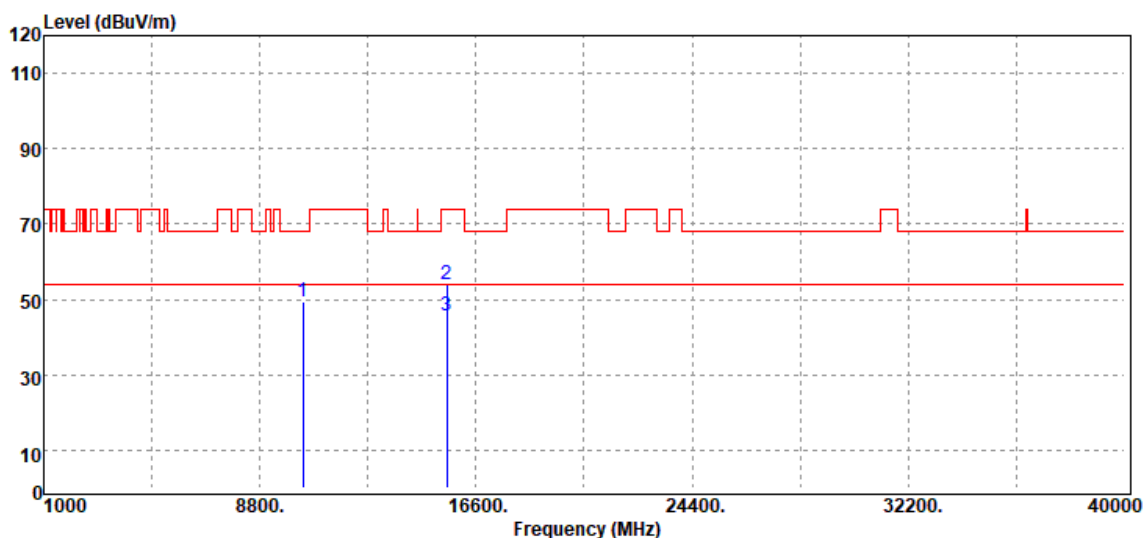


Freq. (MHz)	Detector Mode (PK/QP/AV)	Spectrum Reading Level (dB μ V)	Factor (dB)	Actual FS (dB μ V/m)	Limit @3m (dB μ V/m)	Margin (dB)
10480.000	Peak	30.47	18.28	48.75	68.20	-19.45
15720.000	Peak	32.07	23.63	55.70	74.00	-18.30
15720.000	Average	22.58	23.63	46.21	54.00	-7.79
N/A						

Remark:

1. Measuring frequencies from 1 GHz to the 10th harmonic of highest fundamental frequency.
2. For above 1GHz, the EUT peak value was under average limit, therefore the Average value compliance with the average limit.

Test Mode	IEEE 802.11n 20 / 5180 MHz	Temp/Hum	22.4(°C)/ 62%RH
Test Item	Harmonic	Test Date	April 16, 2021
Polarize	Vertical	Test Engineer	Ray Li
Detector	Peak & Average		



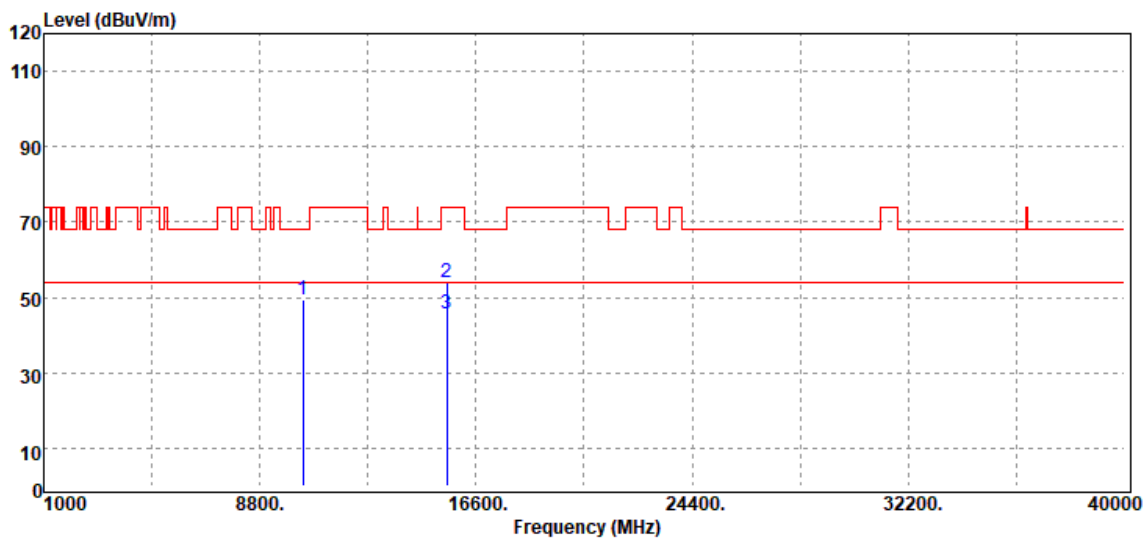
Freq. (MHz)	Detector Mode (PK/QP/AV)	Spectrum Reading Level (dBμV)	Factor (dB)	Actual FS (dBμV/m)	Limit @3m (dBμV/m)	Margin (dB)
10360.000	Peak	31.16	18.16	49.32	68.20	-18.88
15540.000	Peak	31.54	22.44	53.98	74.00	-20.02
15540.000	Average	22.53	22.95	45.48	54.00	-8.52
N/A						

Remark:

1. Measuring frequencies from 1 GHz to the 10th harmonic of highest fundamental frequency.

Report No.: T210113D03-RP4

Test Mode	IEEE 802.11n 20 / 5180 MHz	Temp/Hum	22.4(°C)/ 62%RH
Test Item	Harmonic	Test Date	April 16, 2021
Polarize	Horizontal	Test Engineer	Ray Li
Detector	Peak & Average		



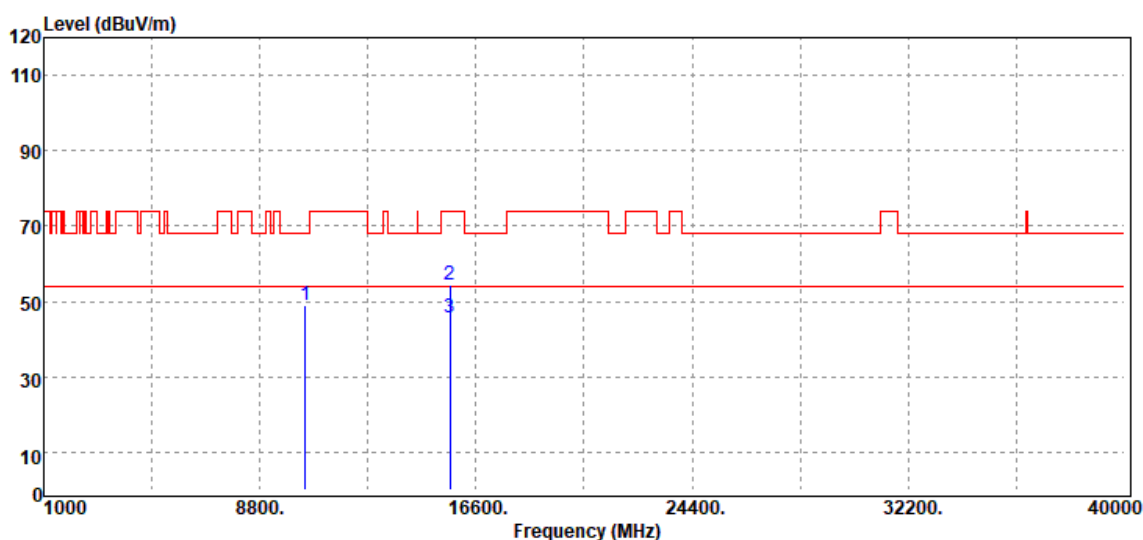
Freq. (MHz)	Detector Mode (PK/QP/AV)	Spectrum Reading Level (dBμV)	Factor (dB)	Actual FS (dBμV/m)	Limit @3m (dBμV/m)	Margin (dB)
10360.000	Peak	31.34	18.16	49.50	68.20	-18.70
15540.000	Peak	31.58	22.44	54.02	74.00	-19.98
15540.000	Average	22.57	22.95	45.52	54.00	-8.48
N/A						

Remark:

1. Measuring frequencies from 1 GHz to the 10th harmonic of highest fundamental frequency.
2. For above 1GHz, the EUT peak value was under average limit, therefore the Average value compliance with the average limit.

Report No.: T210113D03-RP4

Test Mode	IEEE 802.11n 20 / 5220 MHz	Temp/Hum	22.4(°C)/ 62%RH
Test Item	Harmonic	Test Date	April 16, 2021
Polarize	Vertical	Test Engineer	Ray Li
Detector	Peak & Average		



Freq. (MHz)	Detector Mode (PK/QP/AV)	Spectrum Reading Level (dB μ V)	Factor (dB)	Actual FS (dB μ V/m)	Limit @3m (dB μ V/m)	Margin (dB)
10440.000	Peak	30.65	18.29	48.94	68.20	-19.26
15660.000	Peak	31.48	22.86	54.34	74.00	-19.66
15660.000	Average	22.48	23.37	45.85	54.00	-8.15
N/A						

Remark:

1. Measuring frequencies from 1 GHz to the 10th harmonic of highest fundamental frequency.

Report No.: T210113D03-RP4

Test Mode	IEEE 802.11n 20 / 5220 MHz	Temp/Hum	22.4(°C)/ 62%RH
Test Item	Harmonic	Test Date	April 16, 2021
Polarize	Horizontal	Test Engineer	Ray Li
Detector	Peak & Average		

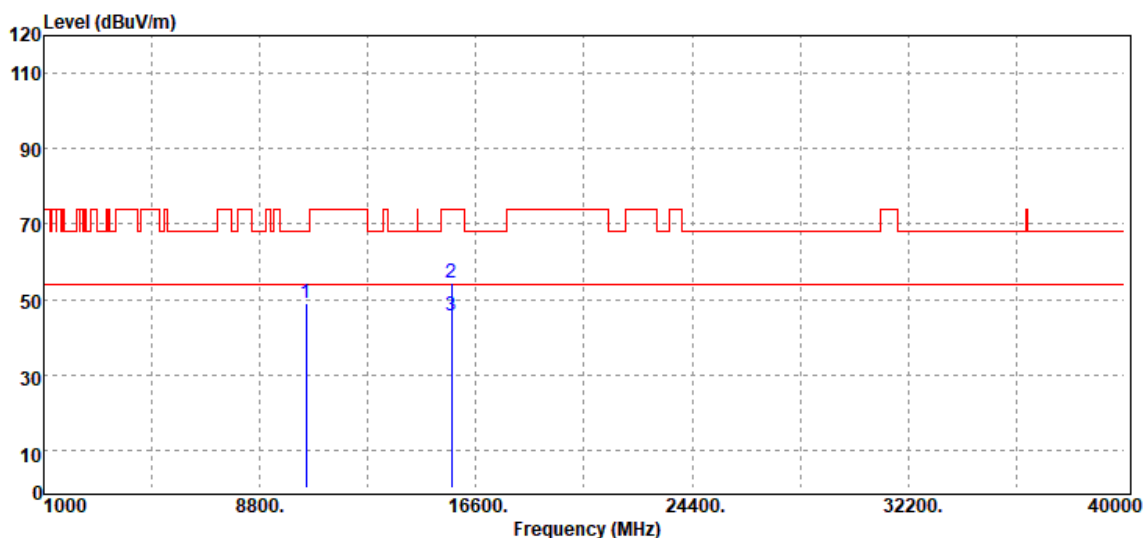


Freq. (MHz)	Detector Mode (PK/QP/AV)	Spectrum Reading Level (dB μ V)	Factor (dB)	Actual FS (dB μ V/m)	Limit @3m (dB μ V/m)	Margin (dB)
10440.000	Peak	30.69	18.29	48.98	68.20	-19.22
15660.000	Peak	30.89	22.86	53.75	74.00	-20.25
15660.000	Average	22.89	23.37	46.26	54.00	-7.74
N/A						

Remark:

1. Measuring frequencies from 1 GHz to the 10th harmonic of highest fundamental frequency.
2. For above 1GHz, the EUT peak value was under average limit, therefore the Average value compliance with the average limit.

Test Mode	IEEE 802.11n 20 / 5240 MHz	Temp/Hum	22.4(°C)/ 62%RH
Test Item	Harmonic	Test Date	April 16, 2021
Polarize	Vertical	Test Engineer	Ray Li
Detector	Peak & Average		



Freq. (MHz)	Detector Mode (PK/QP/AV)	Spectrum Reading Level (dBμV)	Factor (dB)	Actual FS (dBμV/m)	Limit @3m (dBμV/m)	Margin (dB)
10480.000	Peak	30.51	18.28	48.79	68.20	-19.41
15720.000	Peak	31.06	23.15	54.21	74.00	-19.79
15720.000	Average	22.06	23.63	45.69	54.00	-8.31
N/A						

Remark:

1. Measuring frequencies from 1 GHz to the 10th harmonic of highest fundamental frequency.

Test Mode	IEEE 802.11n 20 / 5240 MHz	Temp/Hum	22.4(°C)/ 62%RH
Test Item	Harmonic	Test Date	April 16, 2021
Polarize	Horizontal	Test Engineer	Ray Li
Detector	Peak & Average		

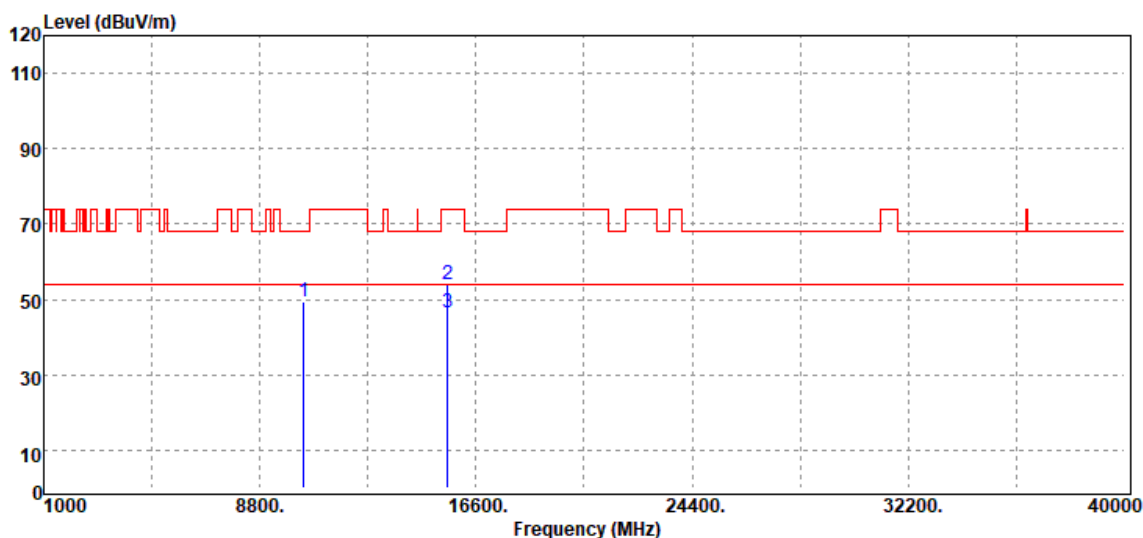


Freq. (MHz)	Detector Mode (PK/QP/AV)	Spectrum Reading Level (dB μ V)	Factor (dB)	Actual FS (dB μ V/m)	Limit @3m (dB μ V/m)	Margin (dB)
10480.000	Peak	30.44	18.28	48.72	68.20	-19.48
15720.000	Peak	31.32	23.15	54.47	74.00	-19.53
15720.000	Average	22.31	23.63	45.94	54.00	-8.06
N/A						

Remark:

1. Measuring frequencies from 1 GHz to the 10th harmonic of highest fundamental frequency.

Test Mode	IEEE 802.11n 40 / 5190 MHz	Temp/Hum	22.4(°C)/ 62%RH
Test Item	Harmonic	Test Date	April 16, 2021
Polarize	Vertical	Test Engineer	Ray Li
Detector	Peak & Average		

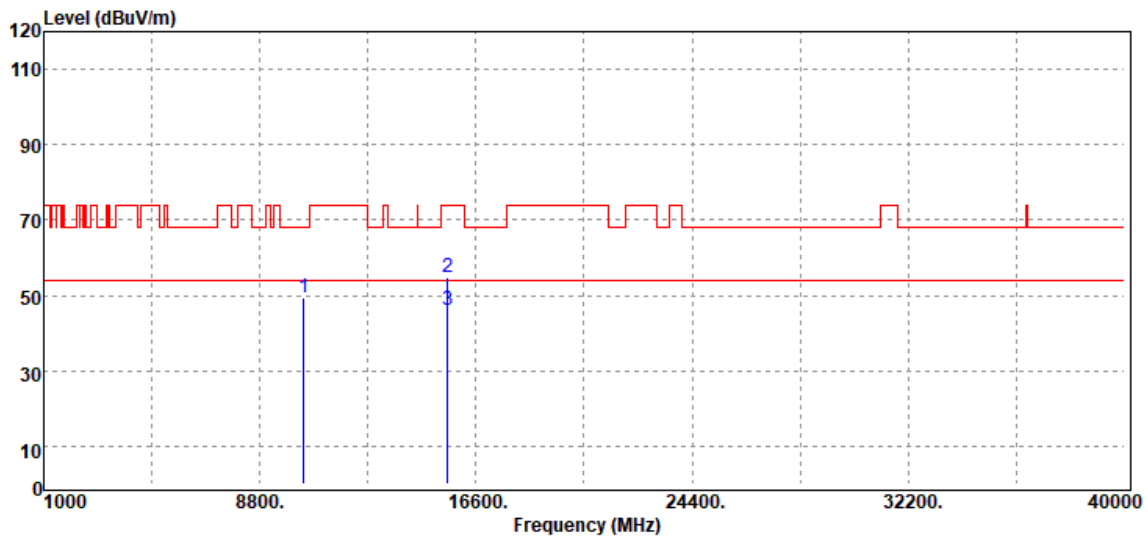


Freq. (MHz)	Detector Mode (PK/QP/AV)	Spectrum Reading Level (dBμV)	Factor (dB)	Actual FS (dBμV/m)	Limit @3m (dBμV/m)	Margin (dB)
10380.000	Peak	31.38	18.17	49.55	68.20	-18.65
15570.000	Peak	31.59	22.55	54.14	74.00	-19.86
15570.000	Average	23.59	23.10	46.69	54.00	-7.31
N/A						

Remark:

1. Measuring frequencies from 1 GHz to the 10th harmonic of highest fundamental frequency.

Test Mode	IEEE 802.11n 40 / 5190 MHz	Temp/Hum	22.4(°C)/ 62%RH
Test Item	Harmonic	Test Date	April 16, 2021
Polarize	Horizontal	Test Engineer	Ray Li
Detector	Peak & Average		



Freq. (MHz)	Detector Mode (PK/QP/AV)	Spectrum Reading Level (dBµV)	Factor (dB)	Actual FS (dBµV/m)	Limit @3m (dBµV/m)	Margin (dB)
10380.000	Peak	31.07	18.17	49.24	68.20	-18.96
15570.000	Peak	32.10	22.55	54.65	74.00	-19.35
15570.000	Average	23.10	23.10	46.20	54.00	-7.80
N/A						

Remark:

1. Measuring frequencies from 1 GHz to the 10th harmonic of highest fundamental frequency.

Test Mode	IEEE 802.11n 40 / 5230 MHz	Temp/Hum	22.4(°C)/ 62%RH
Test Item	Harmonic	Test Date	April 16, 2021
Polarize	Vertical	Test Engineer	Ray Li
Detector	Peak & Average		

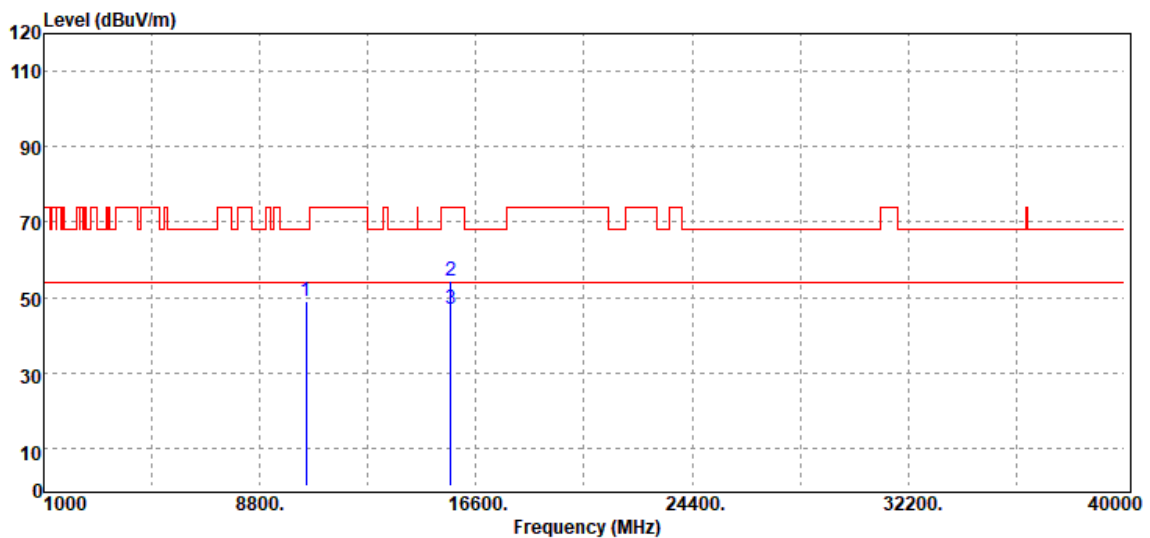


Freq. (MHz)	Detector Mode (PK/QP/AV)	Spectrum Reading Level (dBμV)	Factor (dB)	Actual FS (dBμV/m)	Limit @3m (dBμV/m)	Margin (dB)
10460.000	Peak	30.26	18.31	48.57	68.20	-19.63
15690.000	Peak	30.75	23.09	53.84	74.00	-20.16
15690.000	Average	22.74	23.54	46.28	54.00	-7.72
N/A						

Remark:

1. Measuring frequencies from 1 GHz to the 10th harmonic of highest fundamental frequency.

Test Mode	IEEE 802.11n 40 / 5230 MHz	Temp/Hum	22.4(°C)/ 62%RH
Test Item	Harmonic	Test Date	April 16, 2021
Polarize	Horizontal	Test Engineer	Ray Li
Detector	Peak & Average		



Freq. (MHz)	Detector Mode (PK/QP/AV)	Spectrum Reading Level (dBμV)	Factor (dB)	Actual FS (dBμV/m)	Limit @3m (dBμV/m)	Margin (dB)
10460.000	Peak	30.49	18.31	48.80	68.20	-19.40
15690.000	Peak	31.48	23.09	54.57	74.00	-19.43
15690.000	Average	23.47	23.54	47.01	54.00	-6.99
N/A						

Remark:

1. Measuring frequencies from 1 GHz to the 10th harmonic of highest fundamental frequency.

Test Mode	IEEE 802.11ac VHT80 / 5210 MHz	Temp/Hum	22.4(°C)/ 62%RH
Test Item	Harmonic	Test Date	April 16, 2021
Polarize	Vertical	Test Engineer	Ray Li
Detector	Peak & Average		

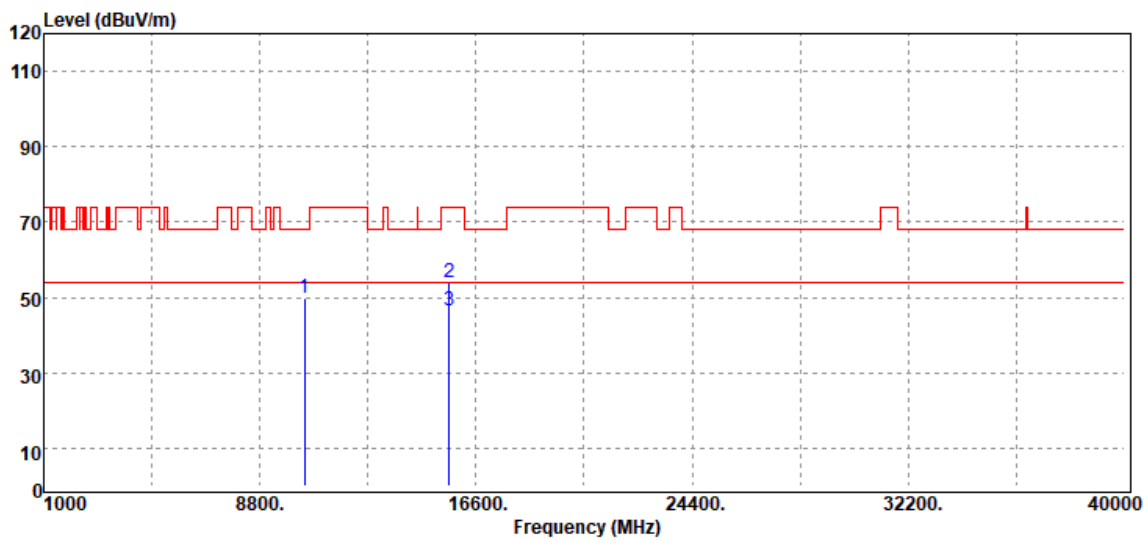


Freq. (MHz)	Detector Mode (PK/QP/AV)	Spectrum Reading Level (dB μ V)	Factor (dB)	Actual FS (dB μ V/m)	Limit @3m (dB μ V/m)	Margin (dB)
10420.000	Peak	30.83	18.23	49.06	68.20	-19.14
15630.000	Peak	31.50	22.74	54.24	74.00	-19.76
15630.000	Average	22.50	23.33	45.83	54.00	-8.17
N/A						

Remark:

1. Measuring frequencies from 1 GHz to the 10th harmonic of highest fundamental frequency.

Test Mode	IEEE 802.11ac VHT80 / 5210 MHz	Temp/Hum	22.4(°C)/ 62%RH
Test Item	Harmonic	Test Date	April 16, 2021
Polarize	Horizontal	Test Engineer	Ray Li
Detector	Peak & Average		



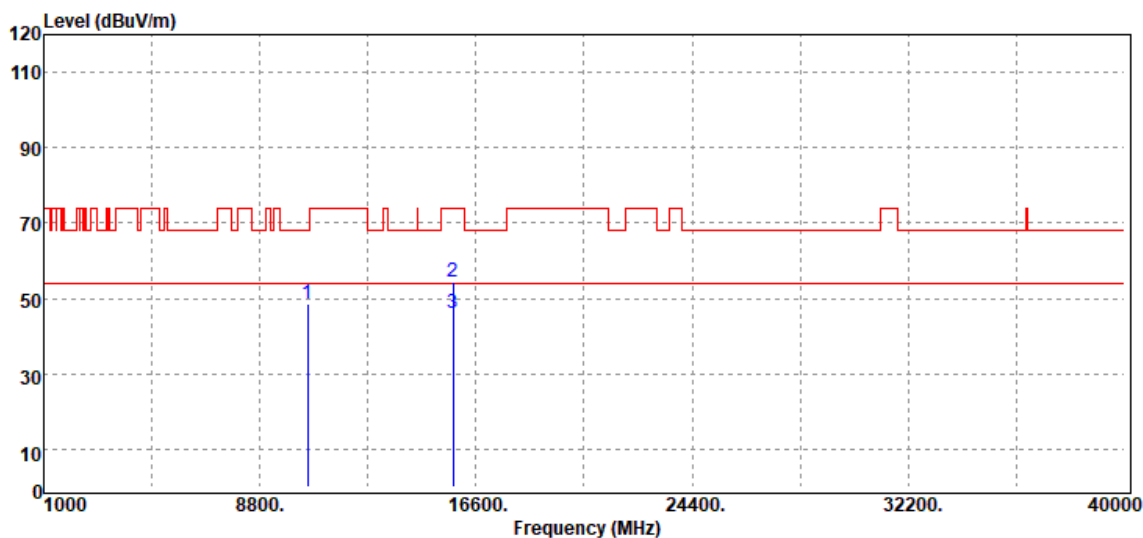
Freq. (MHz)	Detector Mode (PK/QP/AV)	Spectrum Reading Level (dB μ V)	Factor (dB)	Actual FS (dB μ V/m)	Limit @3m (dB μ V/m)	Margin (dB)
10420.000	Peak	31.52	18.23	49.75	68.20	-18.45
15630.000	Peak	31.20	22.74	53.94	74.00	-20.06
15630.000	Average	23.21	23.33	46.54	54.00	-7.46
N/A						

Remark:

1. Measuring frequencies from 1 GHz to the 10th harmonic of highest fundamental frequency.

Test Data for UNII-2a

Test Mode	IEEE 802.11a / 5260 MHz	Temp/Hum	22.4(°C)/ 62%RH
Test Item	Harmonic	Test Date	April 16, 2021
Polarize	Vertical	Test Engineer	Ray Li
Detector	Peak & Average		

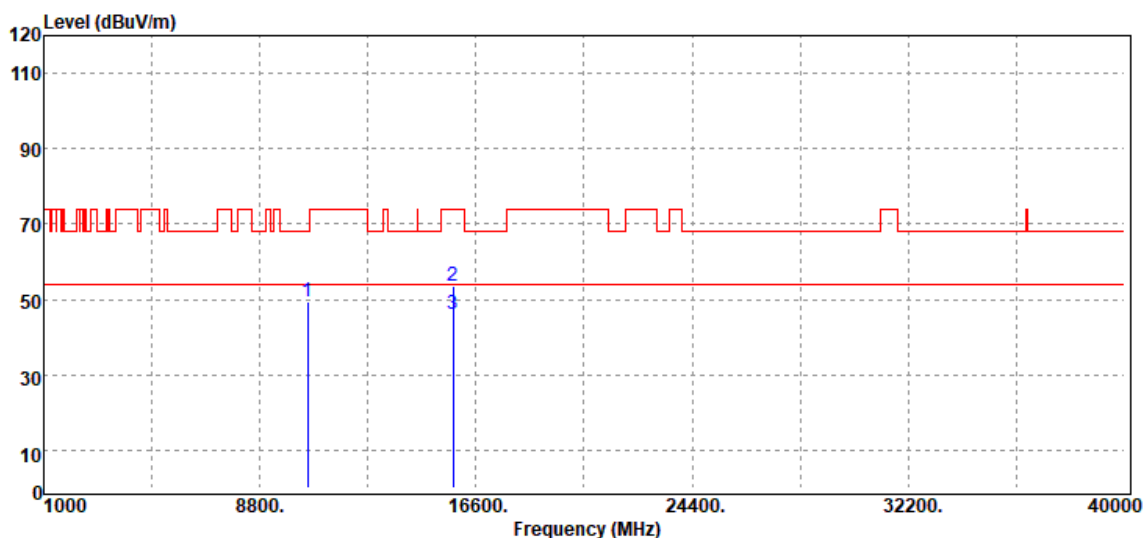


Freq. (MHz)	Detector Mode (PK/QP/AV)	Spectrum Reading Level (dBμV)	Factor (dB)	Actual FS (dBμV/m)	Limit @3m (dBμV/m)	Margin (dB)
10520.000	Peak	30.35	18.30	48.65	68.20	-19.55
15780.000	Peak	31.37	23.19	54.56	74.00	-19.44
15780.000	Average	22.37	23.73	46.10	54.00	-7.90
N/A						

Remark:

1. Measuring frequencies from 1 GHz to the 10th harmonic of highest fundamental frequency.

Test Mode	IEEE 802.11a / 5260 MHz	Temp/Hum	22.4(°C)/ 62%RH
Test Item	Harmonic	Test Date	April 16, 2021
Polarize	Horizontal	Test Engineer	Ray Li
Detector	Peak & Average		

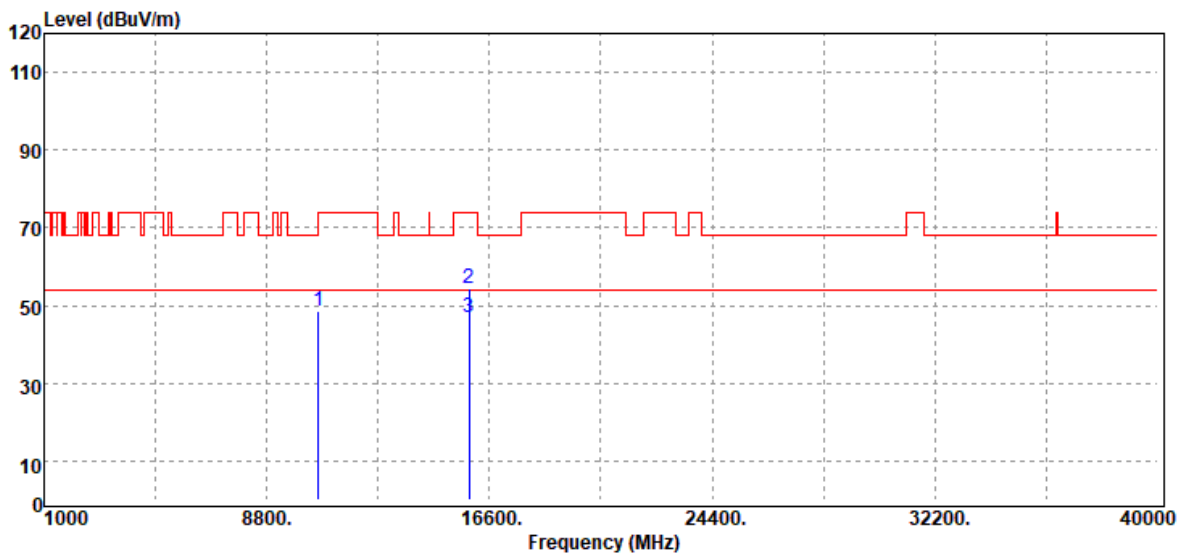


Freq. (MHz)	Detector Mode (PK/QP/AV)	Spectrum Reading Level (dB μ V)	Factor (dB)	Actual FS (dB μ V/m)	Limit @3m (dB μ V/m)	Margin (dB)
10520.000	Peak	31.11	18.30	49.41	68.20	-18.79
15780.000	Peak	30.27	23.19	53.46	74.00	-20.54
15780.000	Average	22.27	23.73	46.00	54.00	-8.00
N/A						

Remark:

1. Measuring frequencies from 1 GHz to the 10th harmonic of highest fundamental frequency.

Test Mode	IEEE 802.11a / 5300 MHz (Chain 0)	Temp/Hum	22.4(°C)/ 62%RH
Test Item	Harmonic	Test Date	April 16, 2021
Polarize	Vertical	Test Engineer	Ray Li
Detector	Peak & Average		



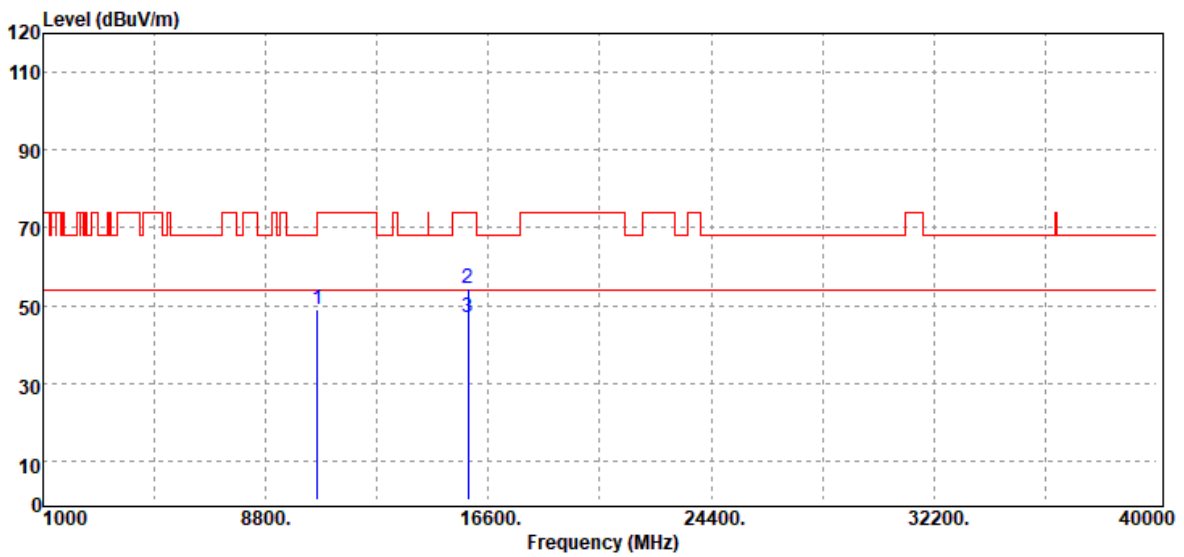
Freq. (MHz)	Detector Mode (PK/QP/AV)	Spectrum Reading Level (dB μ V)	Factor (dB)	Actual FS (dB μ V/m)	Limit @3m (dB μ V/m)	Margin (dB)
10600.000	Peak	29.49	19.27	48.76	68.20	-19.44
15900.000	Peak	29.41	24.91	54.32	74.00	-19.68
15900.000	Average	22.02	24.91	46.93	54.00	-7.07
N/A						

Remark:

1. Measuring frequencies from 1 GHz to the 10th harmonic of highest fundamental frequency.

Report No.: T210113D03-RP4

Test Mode	IEEE 802.11a / 5300 MHz (Chain 0)	Temp/Hum	22.4(°C)/ 62%RH
Test Item	Harmonic	Test Date	April 16, 2021
Polarize	Horizontal	Test Engineer	Ray Li
Detector	Peak & Average		

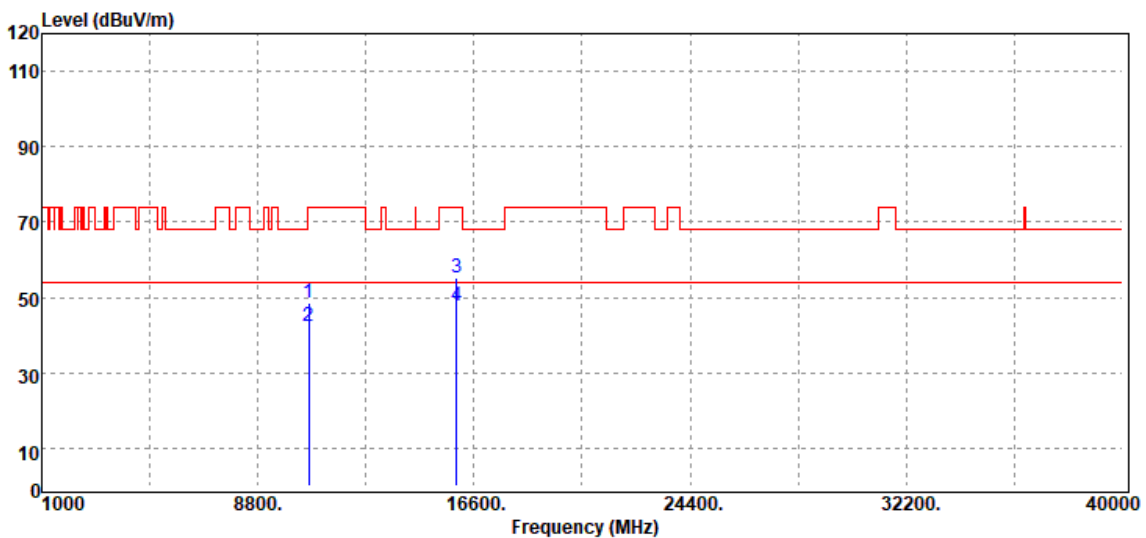


Freq. (MHz)	Detector Mode (PK/QP/AV)	Spectrum Reading Level (dB μ V)	Factor (dB)	Actual FS (dB μ V/m)	Limit @3m (dB μ V/m)	Margin (dB)
10600.000	Peak	29.70	19.27	48.97	68.20	-19.23
15900.000	Peak	29.36	24.91	54.27	74.00	-19.73
15900.000	Average	21.97	24.91	46.88	54.00	-7.12
N/A						

Remark:

1. Measuring frequencies from 1 GHz to the 10th harmonic of highest fundamental frequency.

Test Mode	IEEE 802.11a / 5320 MHz	Temp/Hum	22.4(°C)/ 62%RH
Test Item	Harmonic	Test Date	April 16, 2021
Polarize	Vertical	Test Engineer	Ray Li
Detector	Peak & Average		

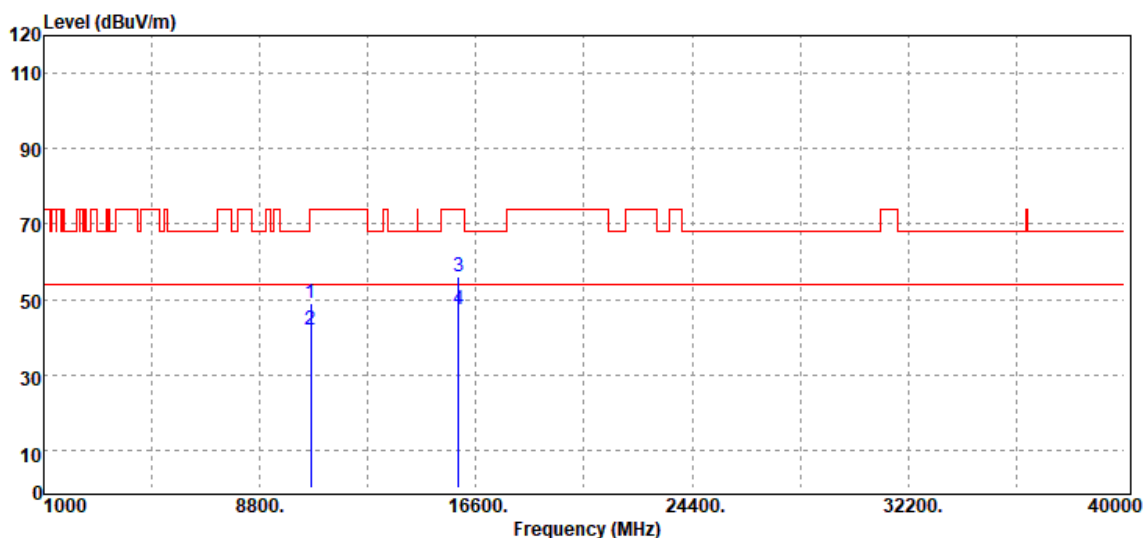


Freq. (MHz)	Detector Mode (PK/QP/AV)	Spectrum Reading Level (dB μ V)	Factor (dB)	Actual FS (dB μ V/m)	Limit @3m (dB μ V/m)	Margin (dB)
10640.000	Peak	30.20	18.39	48.59	74.00	-25.41
10640.000	Average	23.19	19.19	42.38	54.00	-11.62
15960.000	Peak	30.77	24.53	55.30	74.00	-18.70
15960.000	Average	22.77	25.03	47.80	54.00	-6.20
N/A						

Remark:

1. Measuring frequencies from 1 GHz to the 10th harmonic of highest fundamental frequency.

Test Mode	IEEE 802.11a / 5320 MHz	Temp/Hum	22.4(°C)/ 62%RH
Test Item	Harmonic	Test Date	April 16, 2021
Polarize	Horizontal	Test Engineer	Ray Li
Detector	Peak & Average		

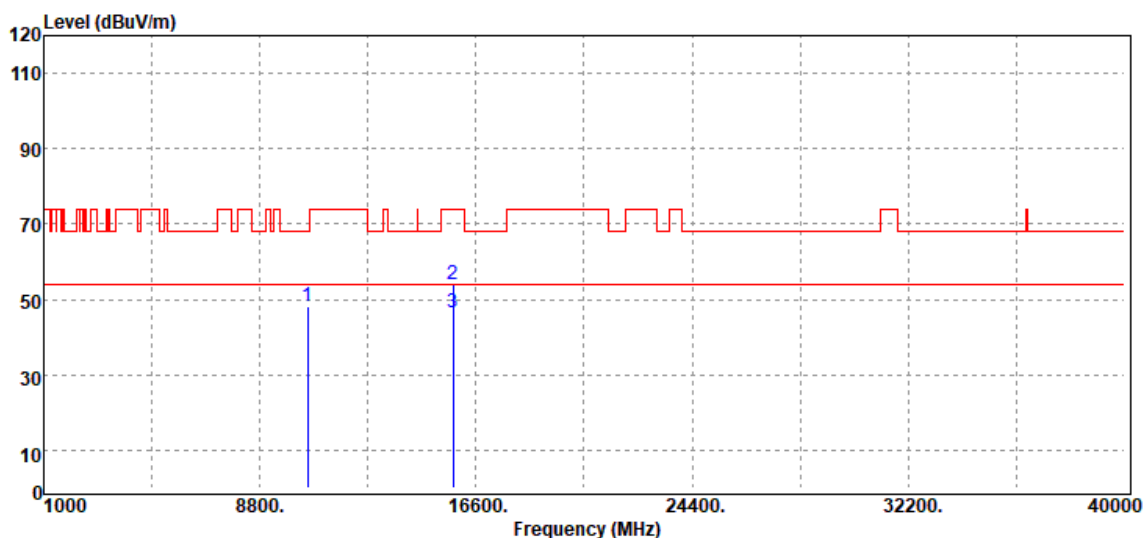


Freq. (MHz)	Detector Mode (PK/QP/AV)	Spectrum Reading Level (dB μ V)	Factor (dB)	Actual FS (dB μ V/m)	Limit @3m (dB μ V/m)	Margin (dB)
10640.000	Peak	30.73	18.39	49.12	74.00	-24.88
10640.000	Average	22.73	19.19	41.92	54.00	-12.08
15960.000	Peak	31.51	24.53	56.04	74.00	-17.96
15960.000	Average	22.51	25.03	47.54	54.00	-6.46
N/A						

Remark:

1. Measuring frequencies from 1 GHz to the 10th harmonic of highest fundamental frequency.

Test Mode	IEEE 802.11n 20 / 5260 MHz	Temp/Hum	22.4(°C)/ 62%RH
Test Item	Harmonic	Test Date	April 16, 2021
Polarize	Vertical	Test Engineer	Ray Li
Detector	Peak & Average		

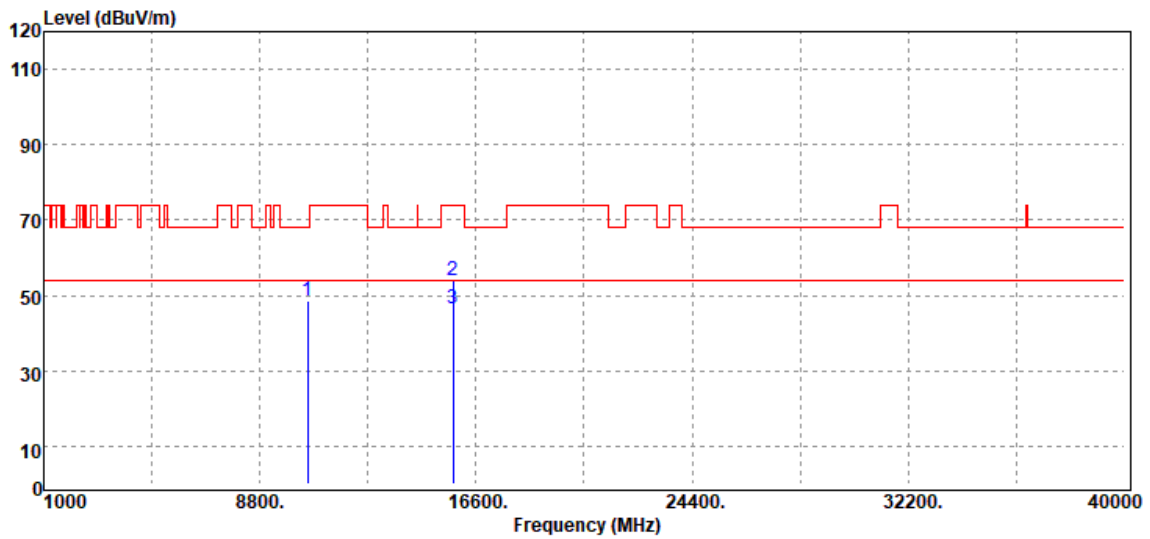


Freq. (MHz)	Detector Mode (PK/QP/AV)	Spectrum Reading Level (dBμV)	Factor (dB)	Actual FS (dBμV/m)	Limit @3m (dBμV/m)	Margin (dB)
10520.000	Peak	29.96	18.30	48.26	68.20	-19.94
15780.000	Peak	30.70	23.19	53.89	74.00	-20.11
15780.000	Average	22.69	23.73	46.42	54.00	-7.58
N/A						

Remark:

1. Measuring frequencies from 1 GHz to the 10th harmonic of highest fundamental frequency.

Test Mode	IEEE 802.11n 20 / 5260 MHz	Temp/Hum	22.4(°C)/ 62%RH
Test Item	Harmonic	Test Date	April 16, 2021
Polarize	Horizontal	Test Engineer	Ray Li
Detector	Peak & Average		

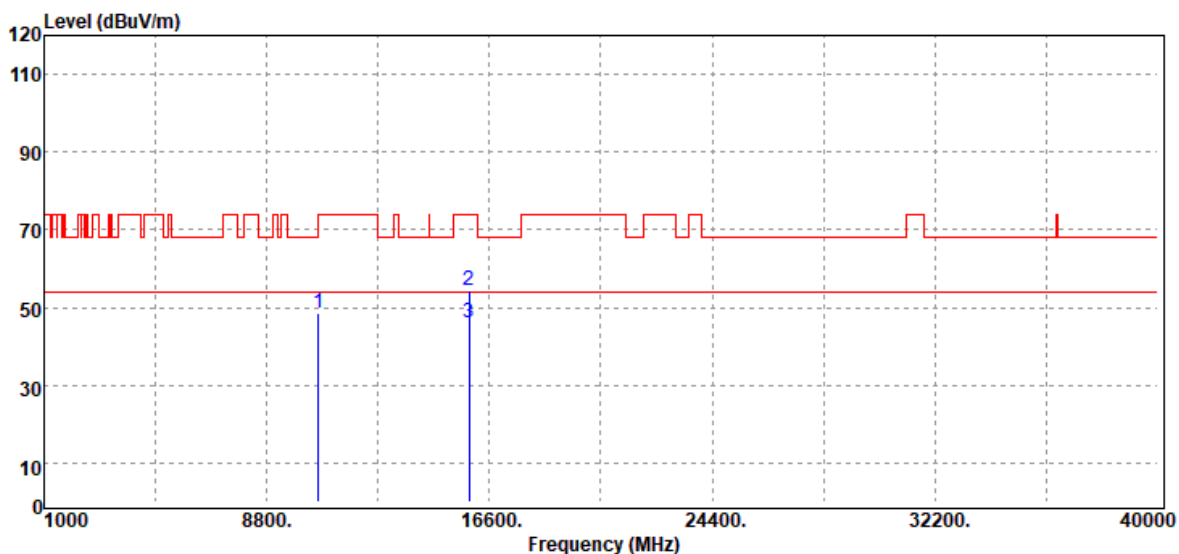


Freq. (MHz)	Detector Mode (PK/QP/AV)	Spectrum Reading Level (dBμV)	Factor (dB)	Actual FS (dBμV/m)	Limit @3m (dBμV/m)	Margin (dB)
10520.000	Peak	30.19	18.30	48.49	68.20	-19.71
15780.000	Peak	30.95	23.19	54.14	74.00	-19.86
15780.000	Average	22.95	23.73	46.68	54.00	-7.32
N/A						

Remark:

1. Measuring frequencies from 1 GHz to the 10th harmonic of highest fundamental frequency.

Test Mode	IEEE 802.11n 20 / 5300 MHz	Temp/Hum	22.4(°C)/ 62%RH
Test Item	Harmonic	Test Date	April 16, 2021
Polarize	Vertical	Test Engineer	Ray Li
Detector	Peak & Average		



Freq. (MHz)	Detector Mode (PK/QP/AV)	Spectrum Reading Level (dB μ V)	Factor (dB)	Actual FS (dB μ V/m)	Limit @3m (dB μ V/m)	Margin (dB)
10600.000	Peak	29.17	19.27	48.44	68.20	-19.76
15900.000	Peak	29.62	24.91	54.53	74.00	-19.47
15900.000	Average	21.23	24.91	46.14	54.00	-7.86
N/A						

Remark:

1. Measuring frequencies from 1 GHz to the 10th harmonic of highest fundamental frequency.

Test Mode	IEEE 802.11n 20 / 5300 MHz	Temp/Hum	22.4(°C)/ 62%RH
Test Item	Harmonic	Test Date	April 16, 2021
Polarize	Horizontal	Test Engineer	Ray Li
Detector	Peak & Average		



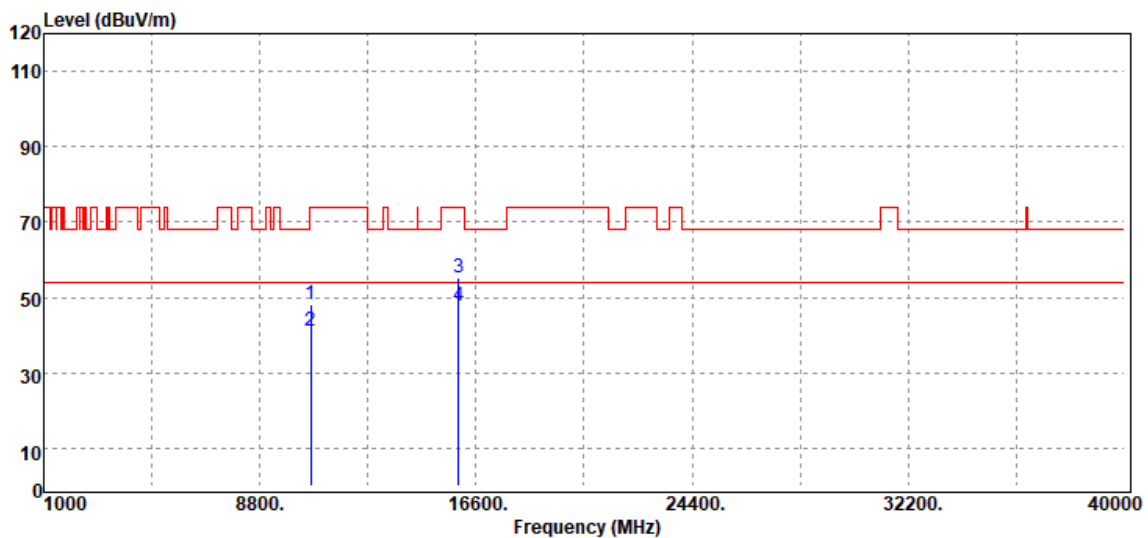
Freq. (MHz)	Detector Mode (PK/QP/AV)	Spectrum Reading Level (dB μ V)	Factor (dB)	Actual FS (dB μ V/m)	Limit @3m (dB μ V/m)	Margin (dB)
10600.000	Peak	28.72	19.27	47.99	68.20	-20.21
15900.000	Peak	29.36	24.91	54.27	74.00	-19.73
15900.000	Average	21.97	24.91	46.88	54.00	-7.12
N/A						

Remark:

1. Measuring frequencies from 1 GHz to the 10th harmonic of highest fundamental frequency.

Report No.: T210113D03-RP4

Test Mode	IEEE 802.11n 20 / 5320 MHz	Temp/Hum	22.4(°C)/ 62%RH
Test Item	Harmonic	Test Date	April 16, 2021
Polarize	Vertical	Test Engineer	Ray Li
Detector	Peak & Average		

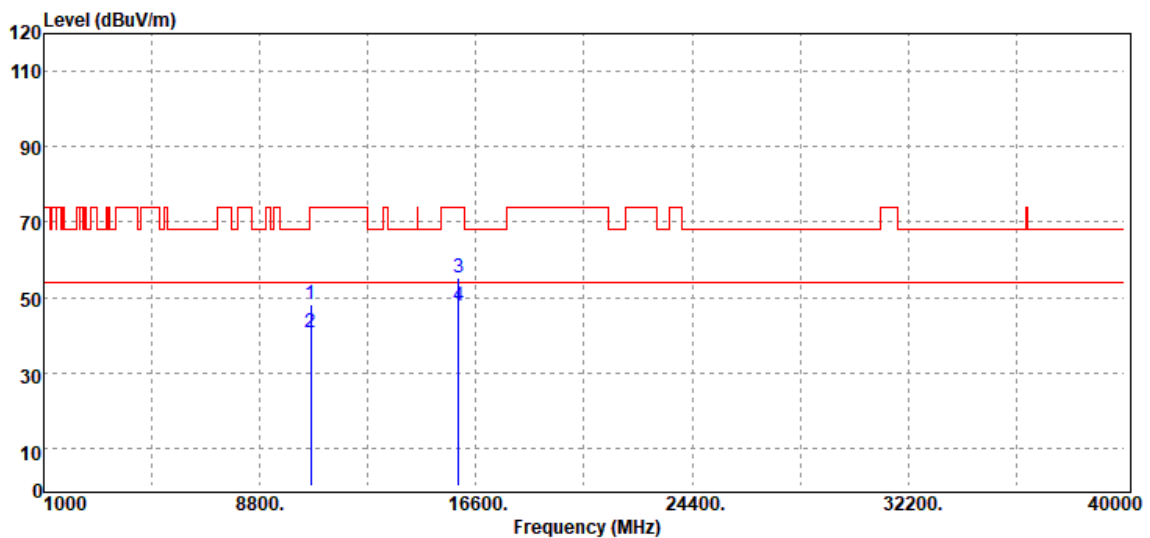


Freq. (MHz)	Detector Mode (PK/QP/AV)	Spectrum Reading Level (dBμV)	Factor (dB)	Actual FS (dBμV/m)	Limit @3m (dBμV/m)	Margin (dB)
10640.000	Peak	29.86	18.39	48.25	74.00	-25.75
10640.000	Average	21.85	19.19	41.04	54.00	-12.96
15960.000	Peak	30.54	24.53	55.07	74.00	-18.93
15960.000	Average	22.54	25.03	47.57	54.00	-6.43
N/A						

Remark:

1. Measuring frequencies from 1 GHz to the 10th harmonic of highest fundamental frequency.

Test Mode	IEEE 802.11n 20 / 5320 MHz	Temp/Hum	22.4(°C)/ 62%RH
Test Item	Harmonic	Test Date	April 16, 2021
Polarize	Horizontal	Test Engineer	Ray Li
Detector	Peak & Average		

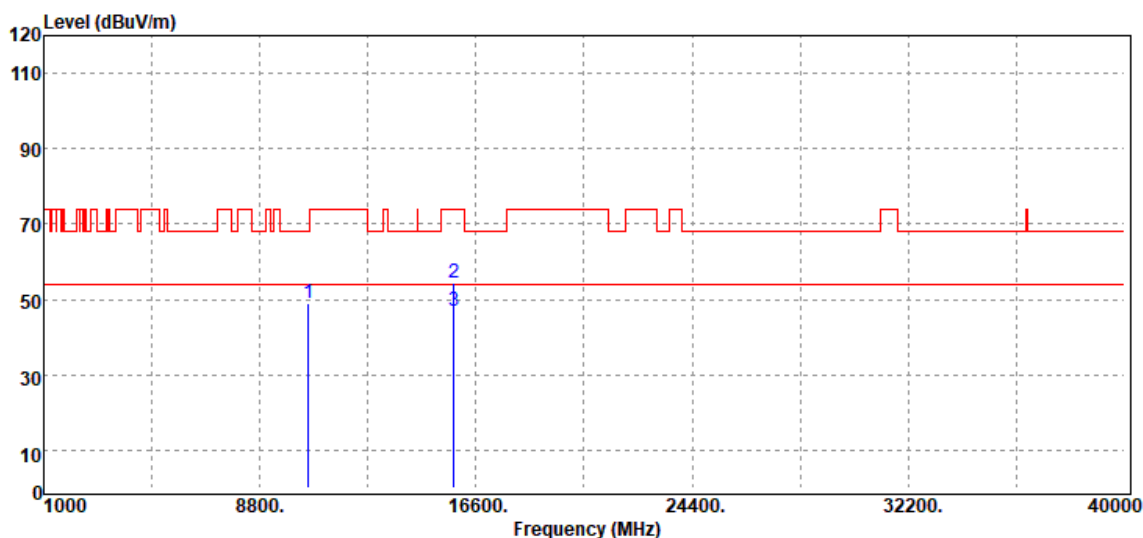


Freq. (MHz)	Detector Mode (PK/QP/AV)	Spectrum Reading Level (dB μ V)	Factor (dB)	Actual FS (dB μ V/m)	Limit @3m (dB μ V/m)	Margin (dB)
10640.000	Peak	29.65	18.39	48.04	74.00	-25.96
10640.000	Average	21.65	19.19	40.84	54.00	-13.16
15960.000	Peak	30.89	24.53	55.42	74.00	-18.58
15960.000	Average	22.89	25.03	47.92	54.00	-6.08
N/A						

Remark:

1. Measuring frequencies from 1 GHz to the 10th harmonic of highest fundamental frequency.

Test Mode	IEEE 802.11n 40 / 5270 MHz	Temp/Hum	22.4(°C)/ 62%RH
Test Item	Harmonic	Test Date	April 16, 2021
Polarize	Vertical	Test Engineer	Ray Li
Detector	Peak & Average		



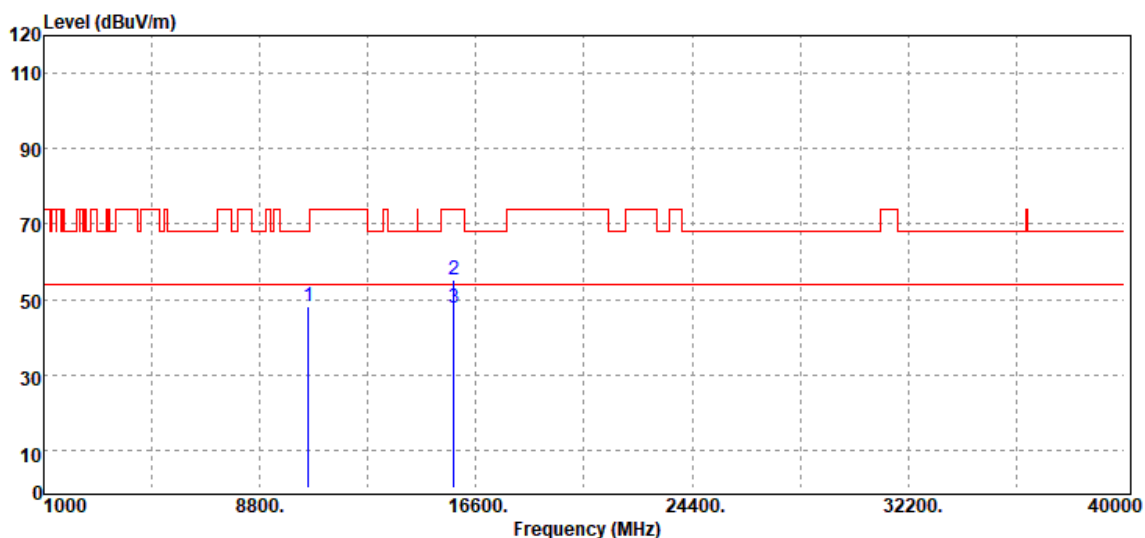
Freq. (MHz)	Detector Mode (PK/QP/AV)	Spectrum Reading Level (dB μ V)	Factor (dB)	Actual FS (dB μ V/m)	Limit @3m (dB μ V/m)	Margin (dB)
10540.000	Peak	30.57	18.34	48.91	68.20	-19.29
15810.000	Peak	30.95	23.31	54.26	74.00	-19.74
15810.000	Average	22.96	23.85	46.81	54.00	-7.19
N/A						

Remark:

1. Measuring frequencies from 1 GHz to the 10th harmonic of highest fundamental frequency.

Report No.: T210113D03-RP4

Test Mode	IEEE 802.11n 40 / 5270 MHz	Temp/Hum	22.4(°C)/ 62%RH
Test Item	Harmonic	Test Date	April 16, 2021
Polarize	Horizontal	Test Engineer	Ray Li
Detector	Peak & Average		

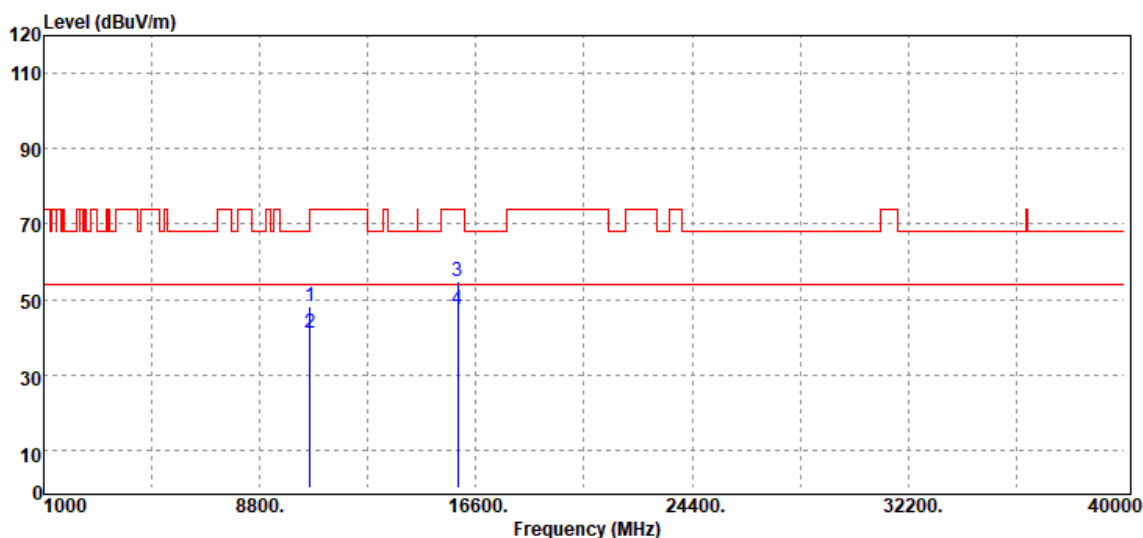


Freq. (MHz)	Detector Mode (PK/QP/AV)	Spectrum Reading Level (dB μ V)	Factor (dB)	Actual FS (dB μ V/m)	Limit @3m (dB μ V/m)	Margin (dB)
10540.000	Peak	29.81	18.34	48.15	68.20	-20.05
15810.000	Peak	31.84	23.31	55.15	74.00	-18.85
15810.000	Average	23.84	23.85	47.69	54.00	-6.31
N/A						

Remark:

1. Measuring frequencies from 1 GHz to the 10th harmonic of highest fundamental frequency.

Test Mode	IEEE 802.11n 40 / 5310 MHz	Temp/Hum	22.4(°C)/ 62%RH
Test Item	Harmonic	Test Date	April 16, 2021
Polarize	Vertical	Test Engineer	Ray Li
Detector	Peak & Average		



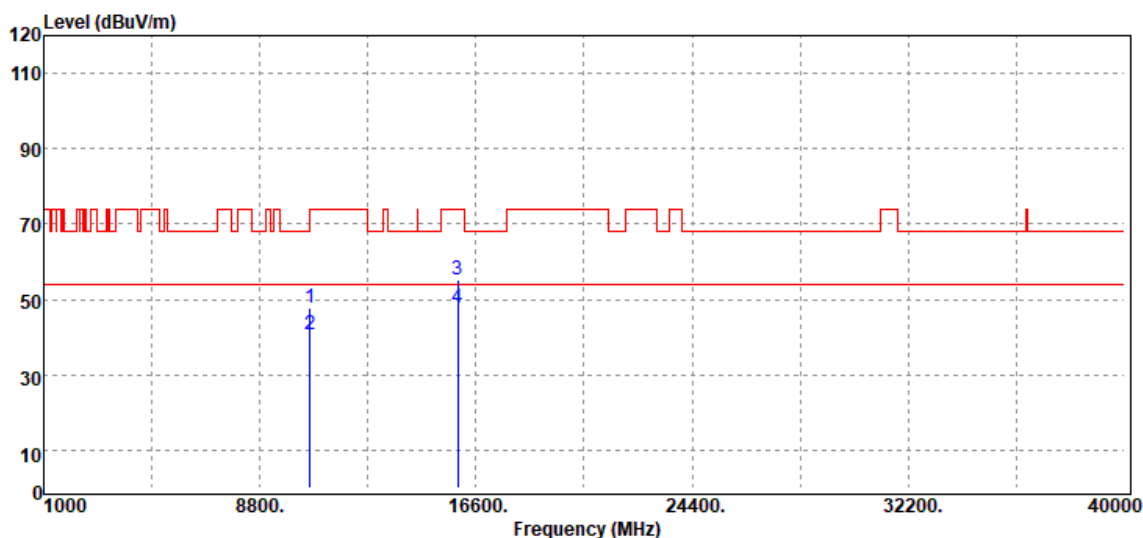
Freq. (MHz)	Detector Mode (PK/QP/AV)	Spectrum Reading Level (dBUV)	Factor (dB)	Actual FS (dBUV/m)	Limit @3m (dBUV/m)	Margin (dB)
10620.000	Peak	29.73	18.35	48.08	74.00	-25.92
10620.000	Average	21.72	19.23	40.95	54.00	-13.05
15930.000	Peak	30.43	24.44	54.87	74.00	-19.13
15930.000	Average	22.43	24.95	47.38	54.00	-6.62
N/A						

Remark:

1. Measuring frequencies from 1 GHz to the 10th harmonic of highest fundamental frequency.

Report No.: T210113D03-RP4

Test Mode	IEEE 802.11n 40 / 5310 MHz	Temp/Hum	22.4(°C)/ 62%RH
Test Item	Harmonic	Test Date	April 16, 2021
Polarize	Horizontal	Test Engineer	Ray Li
Detector	Peak & Average		



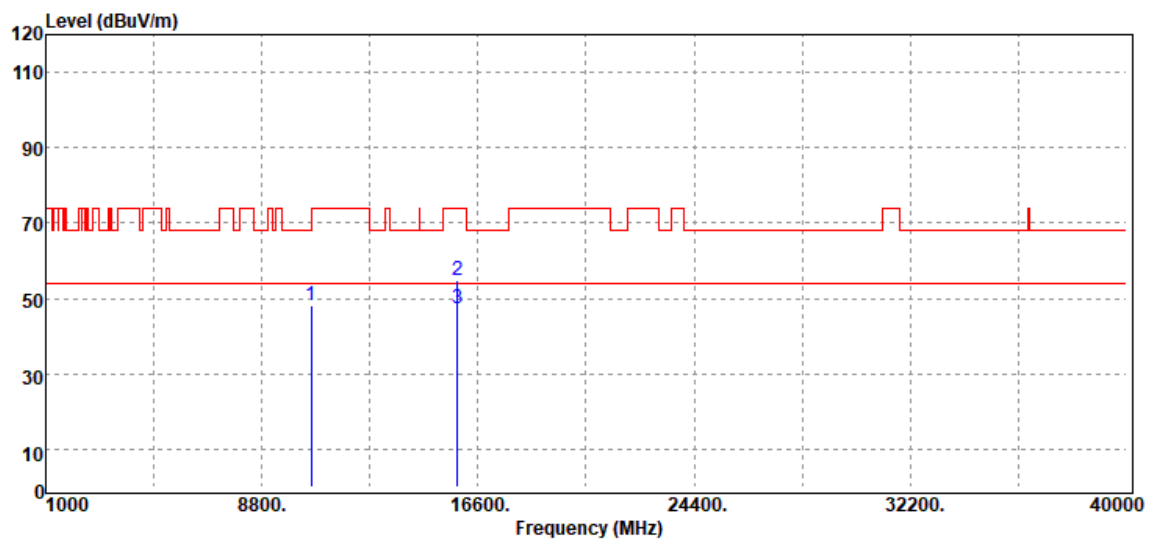
Freq. (MHz)	Detector Mode (PK/QP/AV)	Spectrum Reading Level (dB μ V)	Factor (dB)	Actual FS (dB μ V/m)	Limit @3m (dB μ V/m)	Margin (dB)
10620.000	Peak	29.41	18.35	47.76	74.00	-26.24
10620.000	Average	21.41	19.23	40.64	54.00	-13.36
15930.000	Peak	30.96	24.44	55.40	74.00	-18.60
15930.000	Average	22.96	24.95	47.91	54.00	-6.09
N/A						

Remark:

1. Measuring frequencies from 1 GHz to the 10th harmonic of highest fundamental frequency.

Report No.: T210113D03-RP4

Test Mode	IEEE 802.11ac VHT80 / 5290 MHz	Temp/Hum	22.4(°C)/ 62%RH
Test Item	Harmonic	Test Date	April 16, 2021
Polarize	Vertical	Test Engineer	Ray Li
Detector	Peak & Average		

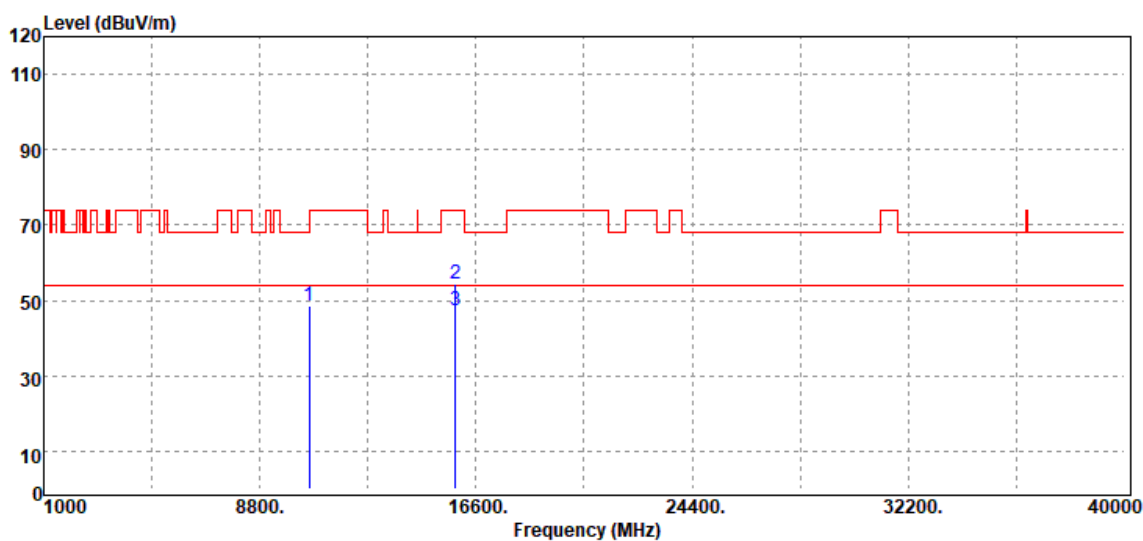


Freq. (MHz)	Detector Mode (PK/QP/AV)	Spectrum Reading Level (dB μ V)	Factor (dB)	Actual FS (dB μ V/m)	Limit @3m (dB μ V/m)	Margin (dB)
10580.000	Peak	29.87	18.34	48.21	68.20	-19.99
15870.000	Peak	30.92	23.91	54.83	74.00	-19.17
15870.000	Average	22.92	24.49	47.41	54.00	-6.59
N/A						

Remark:

1. Measuring frequencies from 1 GHz to the 10th harmonic of highest fundamental frequency.

Test Mode	IEEE 802.11ac VHT80 / 5290 MHz	Temp/Hum	22.4(°C)/ 62%RH
Test Item	Harmonic	Test Date	April 16, 2021
Polarize	Horizontal	Test Engineer	Ray Li
Detector	Peak & Average		



Freq. (MHz)	Detector Mode (PK/QP/AV)	Spectrum Reading Level (dBμV)	Factor (dB)	Actual FS (dBμV/m)	Limit @3m (dBμV/m)	Margin (dB)
10580.000	Peak	30.22	18.34	48.56	68.20	-19.64
15870.000	Peak	30.66	23.91	54.57	74.00	-19.43
15870.000	Average	22.66	24.49	47.15	54.00	-6.85
N/A						

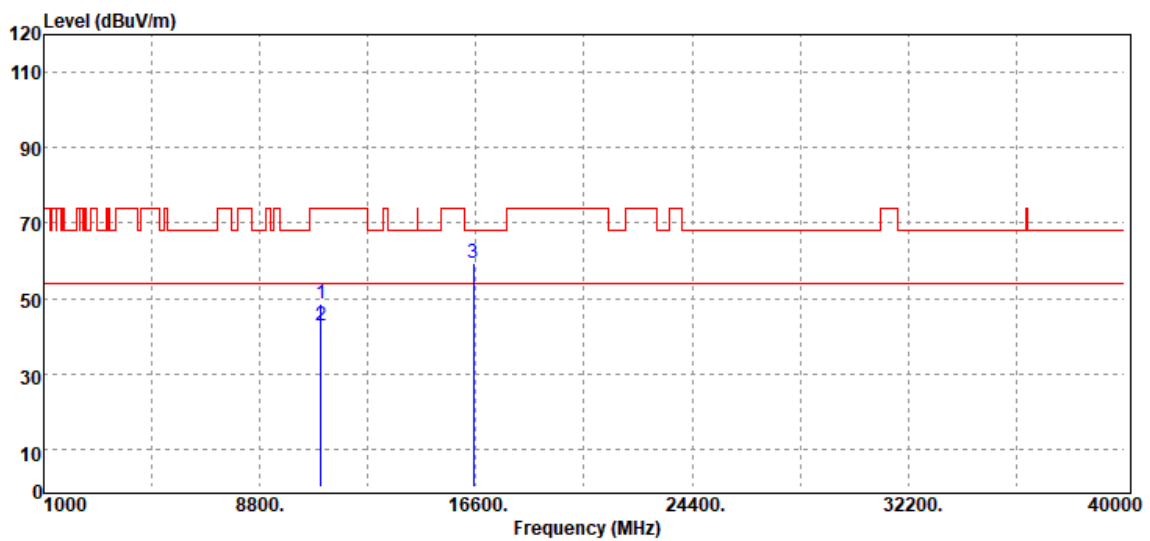
Remark:

1. Measuring frequencies from 1 GHz to the 10th harmonic of highest fundamental frequency.

Report No.: T210113D03-RP4

Test Data for UNII-2c

Test Mode	IEEE 802.11a / 5500 MHz (Chain 0)	Temp/Hum	22.4(°C)/ 62%RH
Test Item	Harmonic	Test Date	April 16, 2021
Polarize	Vertical	Test Engineer	Ray Li
Detector	Peak & Average		



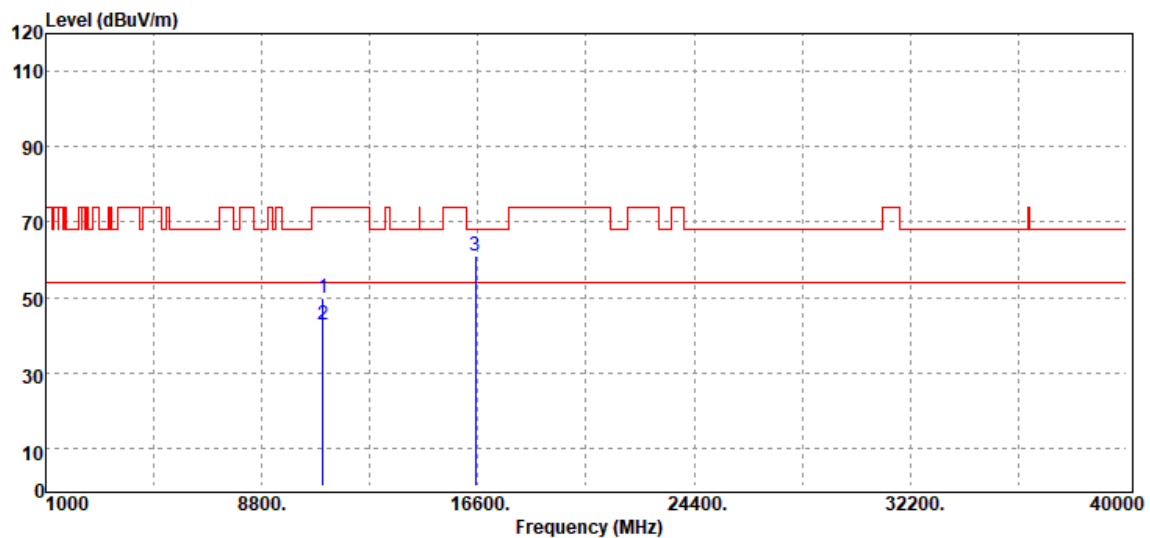
Freq. (MHz)	Detector Mode (PK/QP/AV)	Spectrum Reading Level (dBμV)	Factor (dB)	Actual FS (dBμV/m)	Limit @3m (dBμV/m)	Margin (dB)
11000.000	Peak	29.58	19.20	48.78	74.00	-25.22
11000.000	Average	22.58	20.18	42.76	54.00	-11.24
16500.000	Peak	30.67	28.82	59.49	68.20	-8.71
N/A						

Remark:

1. Measuring frequencies from 1 GHz to the 10th harmonic of highest fundamental frequency.

Report No.: T210113D03-RP4

Test Mode	IEEE 802.11a / 5500 MHz (Chain 0)	Temp/Hum	22.4(°C)/ 62%RH
Test Item	Harmonic	Test Date	April 16, 2021
Polarize	Horizontal	Test Engineer	Ray Li
Detector	Peak & Average		

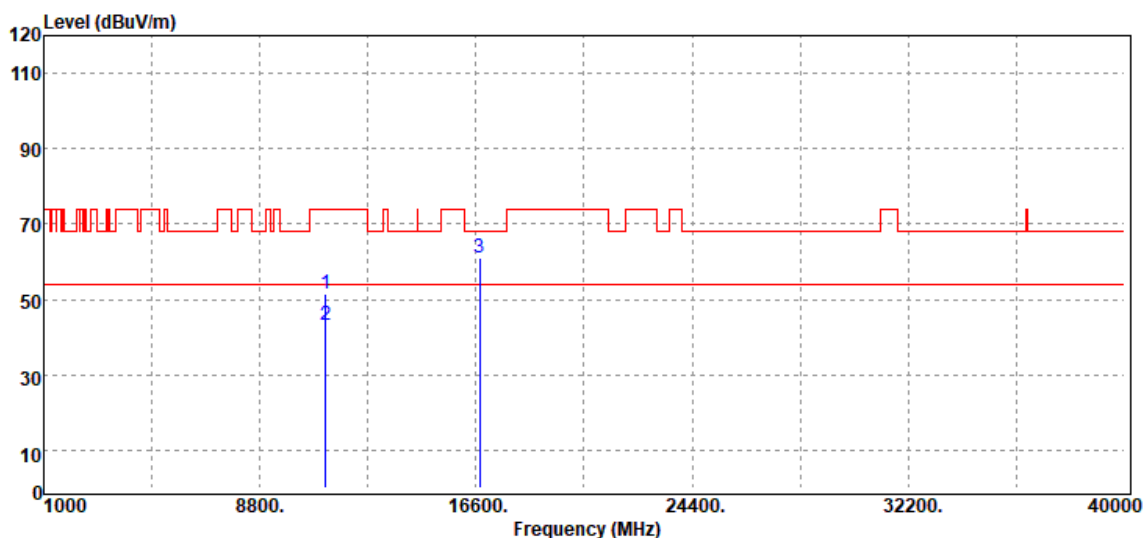


Freq. (MHz)	Detector Mode (PK/QP/AV)	Spectrum Reading Level (dB μ V)	Factor (dB)	Actual FS (dB μ V/m)	Limit @3m (dB μ V/m)	Margin (dB)
11000.000	Peak	30.73	19.20	49.93	74.00	-24.07
11000.000	Average	22.73	20.18	42.91	54.00	-11.09
16500.000	Peak	32.36	28.82	61.18	68.20	-7.02
N/A						

Remark:

1. Measuring frequencies from 1 GHz to the 10th harmonic of highest fundamental frequency.

Test Mode	IEEE 802.11a / 5580 MHz (Chain 0)	Temp/Hum	22.4(°C)/ 62%RH
Test Item	Harmonic	Test Date	April 16, 2021
Polarize	Vertical	Test Engineer	Ray Li
Detector	Peak & Average		

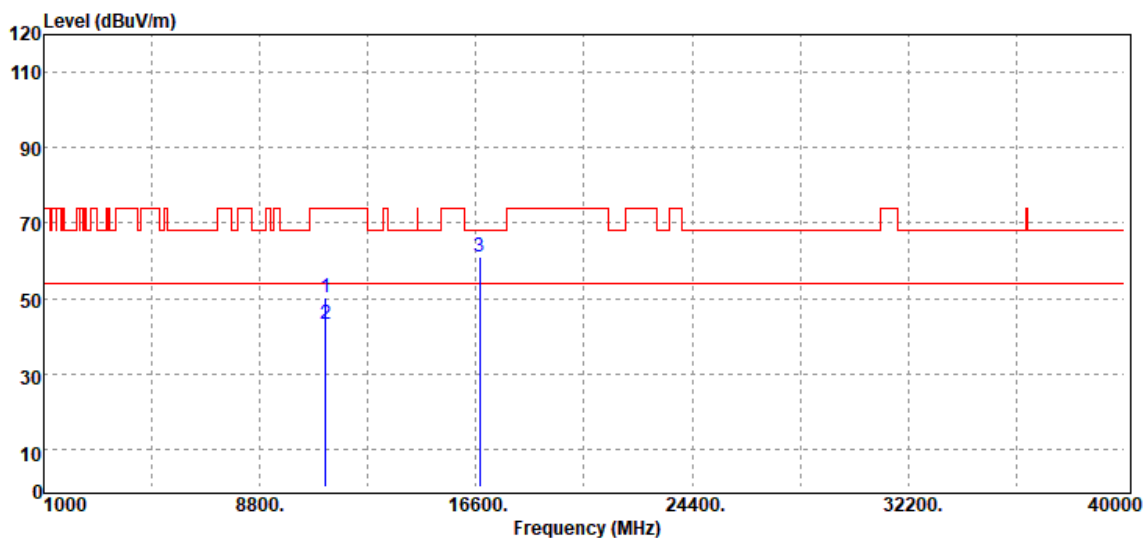


Freq. (MHz)	Detector Mode (PK/QP/AV)	Spectrum Reading Level (dB μ V)	Factor (dB)	Actual FS (dB μ V/m)	Limit @3m (dB μ V/m)	Margin (dB)
11160.000	Peak	31.74	19.54	51.28	74.00	-22.72
11160.000	Average	22.74	20.45	43.19	54.00	-10.81
16740.000	Peak	30.55	30.51	61.06	68.20	-7.14
N/A						

Remark:

1. Measuring frequencies from 1 GHz to the 10th harmonic of highest fundamental frequency.

Test Mode	IEEE 802.11a / 5580 MHz (Chain 0)	Temp/Hum	22.4(°C)/ 62%RH
Test Item	Harmonic	Test Date	April 16, 2021
Polarize	Horizontal	Test Engineer	Ray Li
Detector	Peak & Average		

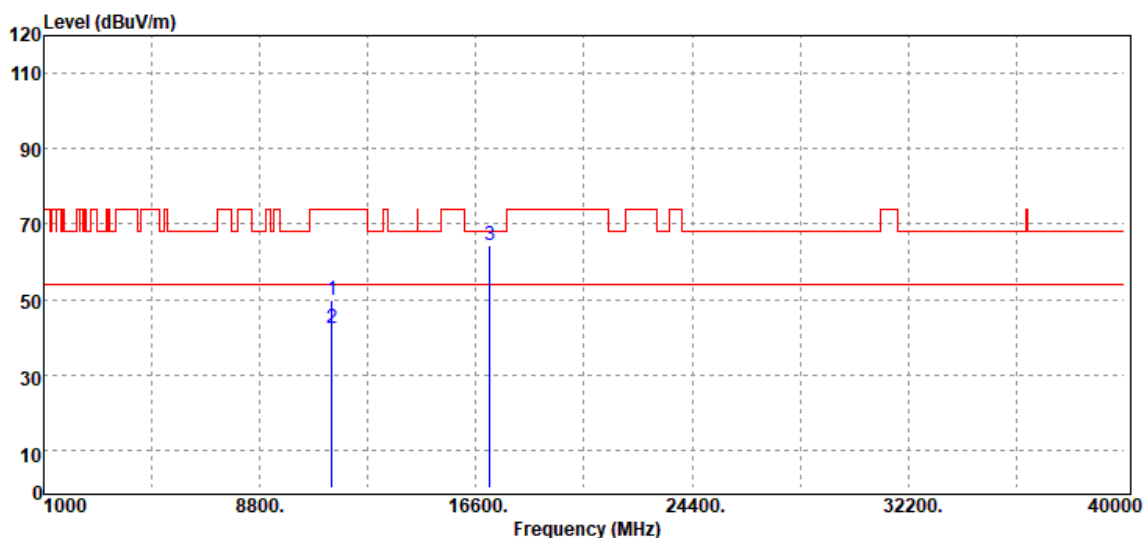


Freq. (MHz)	Detector Mode (PK/QP/AV)	Spectrum Reading Level (dBμV)	Factor (dB)	Actual FS (dBμV/m)	Limit @3m (dBμV/m)	Margin (dB)
11160.000	Peak	30.70	19.54	50.24	74.00	-23.76
11160.000	Average	22.70	20.45	43.15	54.00	-10.85
16740.000	Peak	30.39	30.51	60.90	68.20	-7.30
N/A						

Remark:

1. Measuring frequencies from 1 GHz to the 10th harmonic of highest fundamental frequency.

Test Mode	IEEE 802.11a / 5700 MHz (Chain 0)	Temp/Hum	22.4(°C)/ 62%RH
Test Item	Harmonic	Test Date	April 16, 2021
Polarize	Vertical	Test Engineer	Ray Li
Detector	Peak & Average		

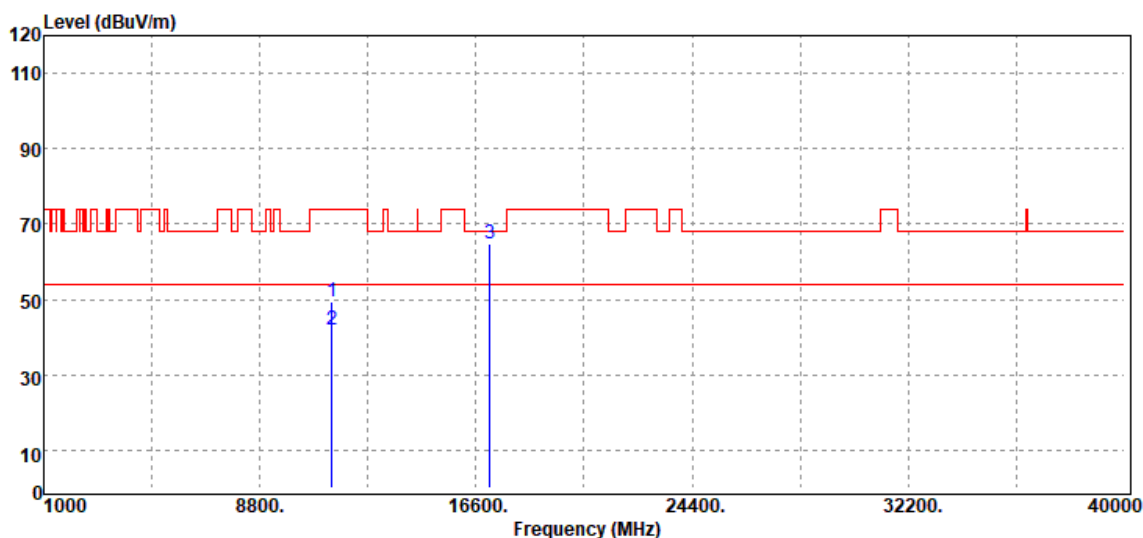


Freq. (MHz)	Detector Mode (PK/QP/AV)	Spectrum Reading Level (dBμV)	Factor (dB)	Actual FS (dBμV/m)	Limit @3m (dBμV/m)	Margin (dB)
11400.000	Peak	30.74	19.03	49.77	74.00	-24.23
11400.000	Average	22.74	19.77	42.51	54.00	-11.49
17100.000	Peak	30.52	34.03	64.55	68.20	-3.65
N/A						

Remark:

1. Measuring frequencies from 1 GHz to the 10th harmonic of highest fundamental frequency.

Test Mode	IEEE 802.11a / 5700 MHz (Chain 0)	Temp/Hum	22.4(°C)/ 62%RH
Test Item	Harmonic	Test Date	April 16, 2021
Polarize	Horizontal	Test Engineer	Ray Li
Detector	Peak & Average		

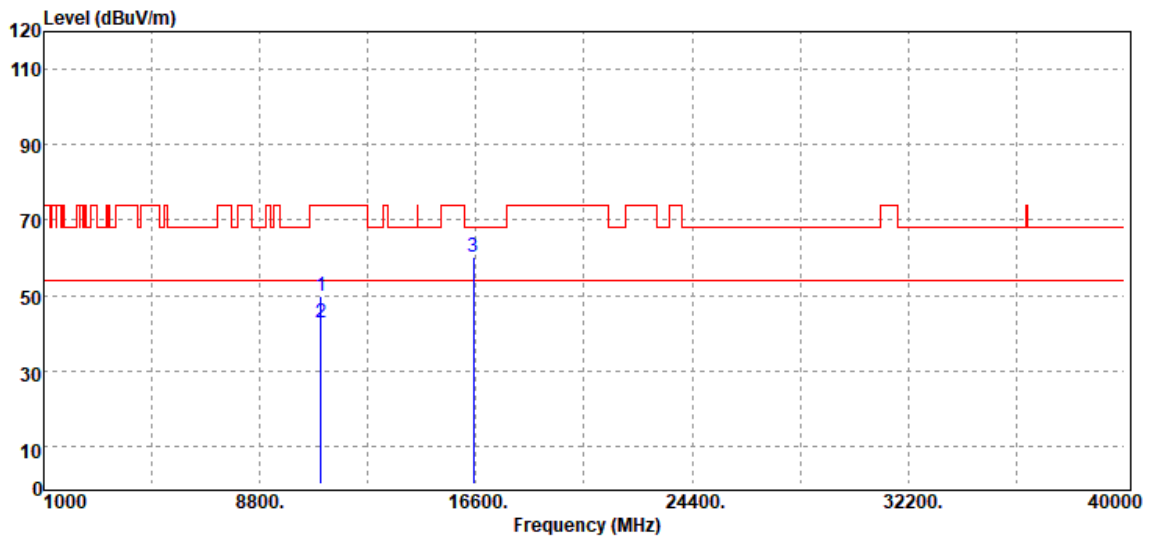


Freq. (MHz)	Detector Mode (PK/QP/AV)	Spectrum Reading Level (dB μ V)	Factor (dB)	Actual FS (dB μ V/m)	Limit @3m (dB μ V/m)	Margin (dB)
11400.000	Peak	30.32	19.03	49.35	74.00	-24.65
11400.000	Average	22.32	19.77	42.09	54.00	-11.91
17100.000	Peak	30.90	34.03	64.93	68.20	-3.27
N/A						

Remark:

1. Measuring frequencies from 1 GHz to the 10th harmonic of highest fundamental frequency.

Test Mode	IEEE 802.11n 20 / 5500 MHz	Temp/Hum	22.4(°C)/ 62%RH
Test Item	Harmonic	Test Date	April 16, 2021
Polarize	Vertical	Test Engineer	Ray Li
Detector	Peak & Average		

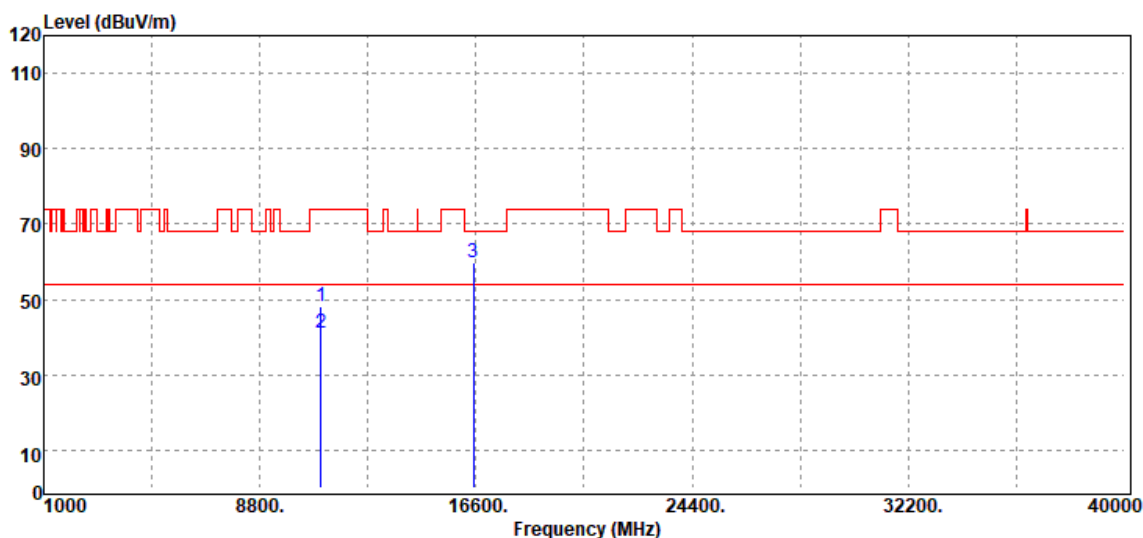


Freq. (MHz)	Detector Mode (PK/QP/AV)	Spectrum Reading Level (dBµV)	Factor (dB)	Actual FS (dBµV/m)	Limit @3m (dBµV/m)	Margin (dB)
11000.000	Peak	30.61	19.20	49.81	74.00	-24.19
11000.000	Average	22.61	20.18	42.79	54.00	-11.21
16500.000	Peak	31.39	28.82	60.21	68.20	-7.99
N/A						

Remark:

1. Measuring frequencies from 1 GHz to the 10th harmonic of highest fundamental frequency.

Test Mode	IEEE 802.11n 20 / 5500 MHz	Temp/Hum	22.4(°C)/ 62%RH
Test Item	Harmonic	Test Date	April 16, 2021
Polarize	Horizontal	Test Engineer	Ray Li
Detector	Peak & Average		

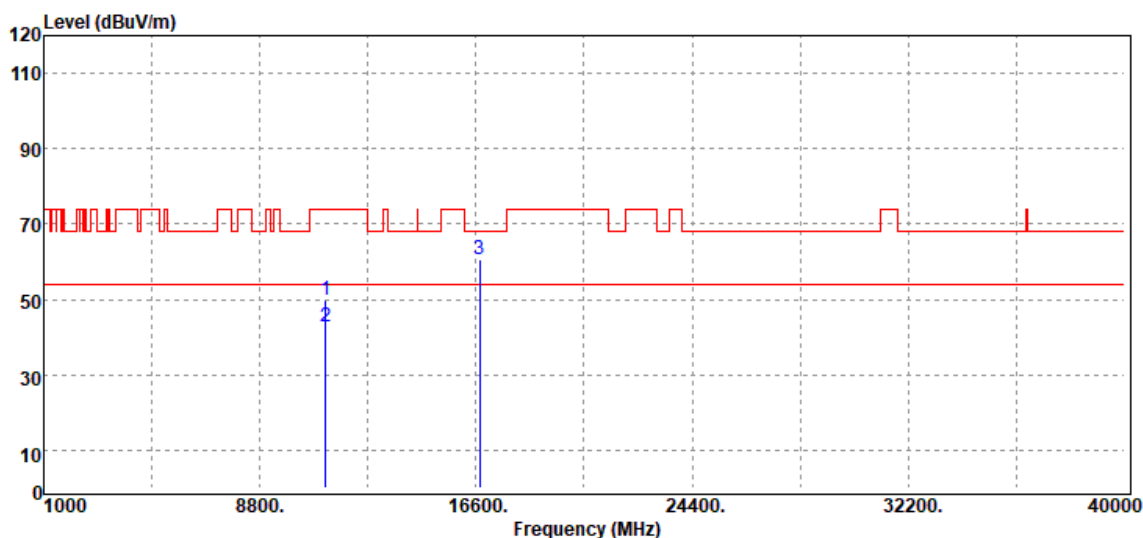


Freq. (MHz)	Detector Mode (PK/QP/AV)	Spectrum Reading Level (dB μ V)	Factor (dB)	Actual FS (dB μ V/m)	Limit @3m (dB μ V/m)	Margin (dB)
11000.000	Peak	29.04	19.20	48.24	74.00	-25.76
11000.000	Average	21.04	20.18	41.22	54.00	-12.78
16500.000	Peak	30.82	28.82	59.64	68.20	-8.56
N/A						

Remark:

1. Measuring frequencies from 1 GHz to the 10th harmonic of highest fundamental frequency.

Test Mode	IEEE 802.11n 20 / 5580 MHz	Temp/Hum	22.4(°C)/ 62%RH
Test Item	Harmonic	Test Date	April 16, 2021
Polarize	Vertical	Test Engineer	Ray Li
Detector	Peak & Average		

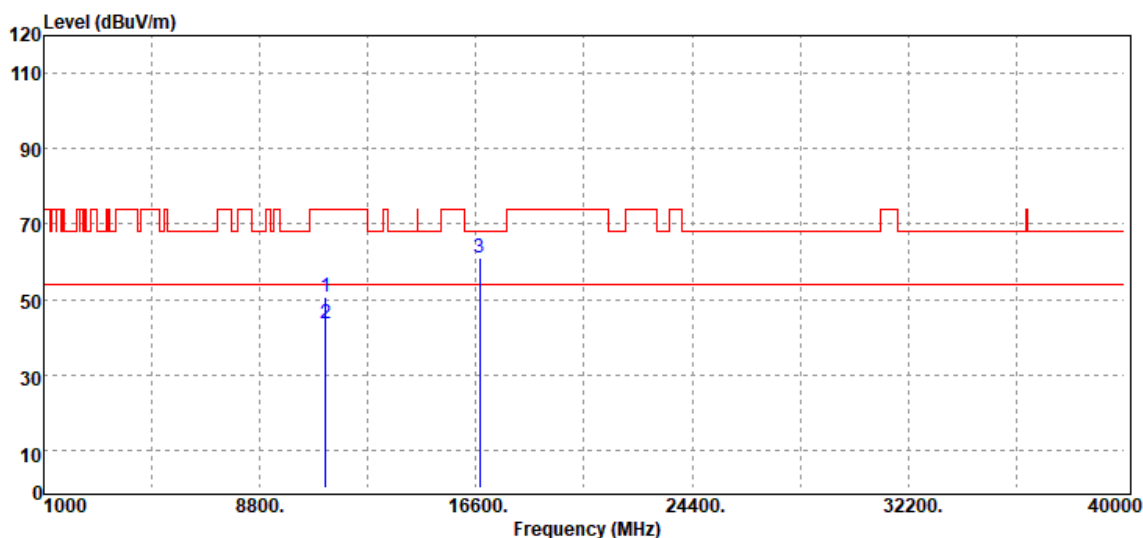


Freq. (MHz)	Detector Mode (PK/QP/AV)	Spectrum Reading Level (dB μ V)	Factor (dB)	Actual FS (dB μ V/m)	Limit @3m (dB μ V/m)	Margin (dB)
11160.000	Peak	30.16	19.54	49.70	74.00	-24.30
11160.000	Average	22.16	20.45	42.61	54.00	-11.39
16740.000	Peak	29.98	30.51	60.49	68.20	-7.71
N/A						

Remark:

1. Measuring frequencies from 1 GHz to the 10th harmonic of highest fundamental frequency.

Test Mode	IEEE 802.11n 20 / 5580 MHz	Temp/Hum	22.4(°C)/ 62%RH
Test Item	Harmonic	Test Date	April 16, 2021
Polarize	Horizontal	Test Engineer	Ray Li
Detector	Peak & Average		

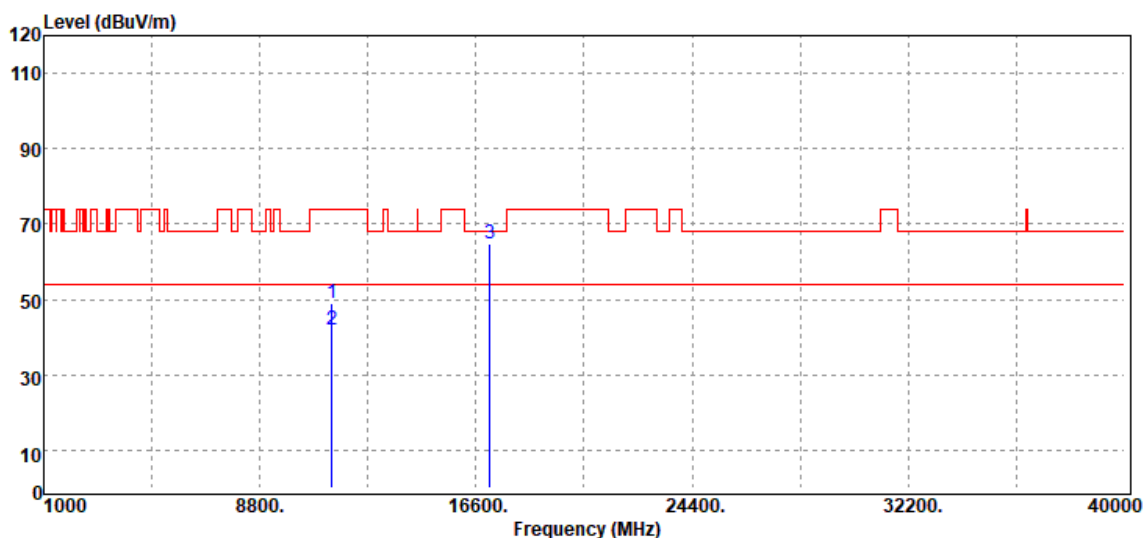


Freq. (MHz)	Detector Mode (PK/QP/AV)	Spectrum Reading Level (dB μ V)	Factor (dB)	Actual FS (dB μ V/m)	Limit @3m (dB μ V/m)	Margin (dB)
11160.000	Peak	31.09	19.54	50.63	74.00	-23.37
11160.000	Average	23.09	20.45	43.54	54.00	-10.46
16740.000	Peak	30.62	30.51	61.13	68.20	-7.07
N/A						

Remark:

1. Measuring frequencies from 1 GHz to the 10th harmonic of highest fundamental frequency.

Test Mode	IEEE 802.11n 20 / 5700 MHz	Temp/Hum	22.4(°C)/ 62%RH
Test Item	Harmonic	Test Date	April 16, 2021
Polarize	Vertical	Test Engineer	Ray Li
Detector	Peak & Average		



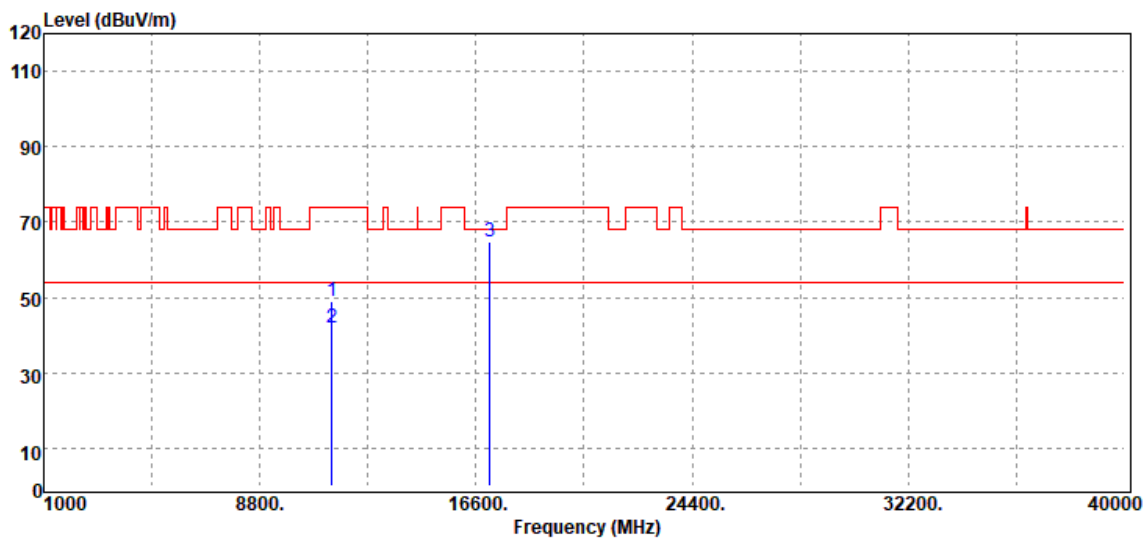
Freq. (MHz)	Detector Mode (PK/QP/AV)	Spectrum Reading Level (dB μ V)	Factor (dB)	Actual FS (dB μ V/m)	Limit @3m (dB μ V/m)	Margin (dB)
11400.000	Peak	30.00	19.03	49.03	74.00	-24.97
11400.000	Average	22.00	19.77	41.77	54.00	-12.23
17100.000	Peak	30.81	34.03	64.84	68.20	-3.36
N/A						

Remark:

1. Measuring frequencies from 1 GHz to the 10th harmonic of highest fundamental frequency.

Report No.: T210113D03-RP4

Test Mode	IEEE 802.11n 20 / 5700 MHz	Temp/Hum	22.4(°C)/ 62%RH
Test Item	Harmonic	Test Date	April 16, 2021
Polarize	Horizontal	Test Engineer	Ray Li
Detector	Peak & Average		



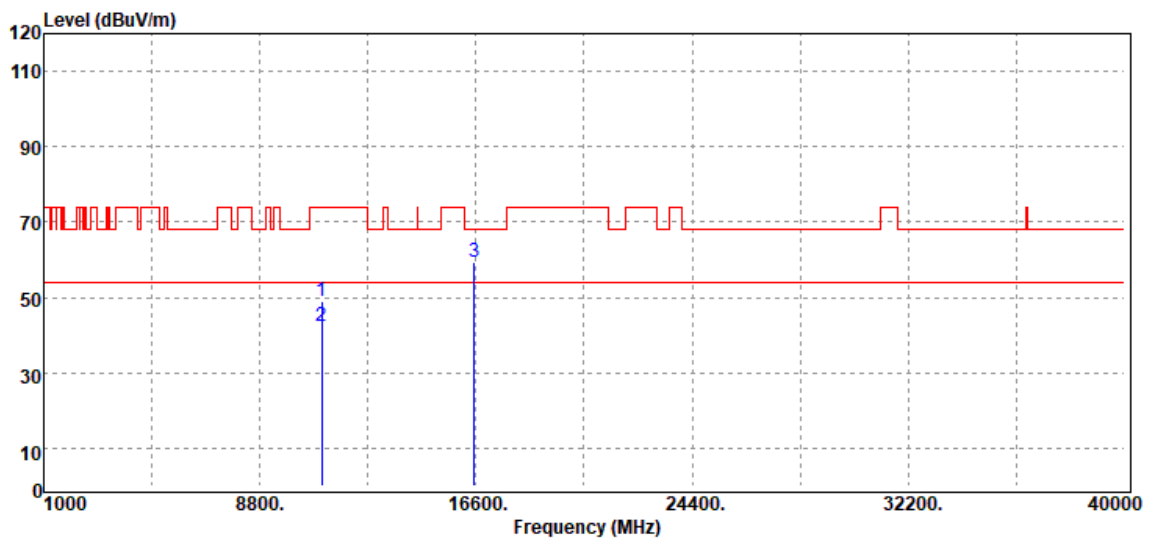
Freq. (MHz)	Detector Mode (PK/QP/AV)	Spectrum Reading Level (dB μ V)	Factor (dB)	Actual FS (dB μ V/m)	Limit @3m (dB μ V/m)	Margin (dB)
11400.000	Peak	30.04	19.03	49.07	74.00	-24.93
11400.000	Average	22.04	19.77	41.81	54.00	-12.19
17100.000	Peak	30.69	34.03	64.72	68.20	-3.48
N/A						

Remark:

1. Measuring frequencies from 1 GHz to the 10th harmonic of highest fundamental frequency.

Report No.: T210113D03-RP4

Test Mode	IEEE 802.11n 40 / 5510 MHz	Temp/Hum	22.4(°C)/ 62%RH
Test Item	Harmonic	Test Date	April 16, 2021
Polarize	Vertical	Test Engineer	Ray Li
Detector	Peak & Average		

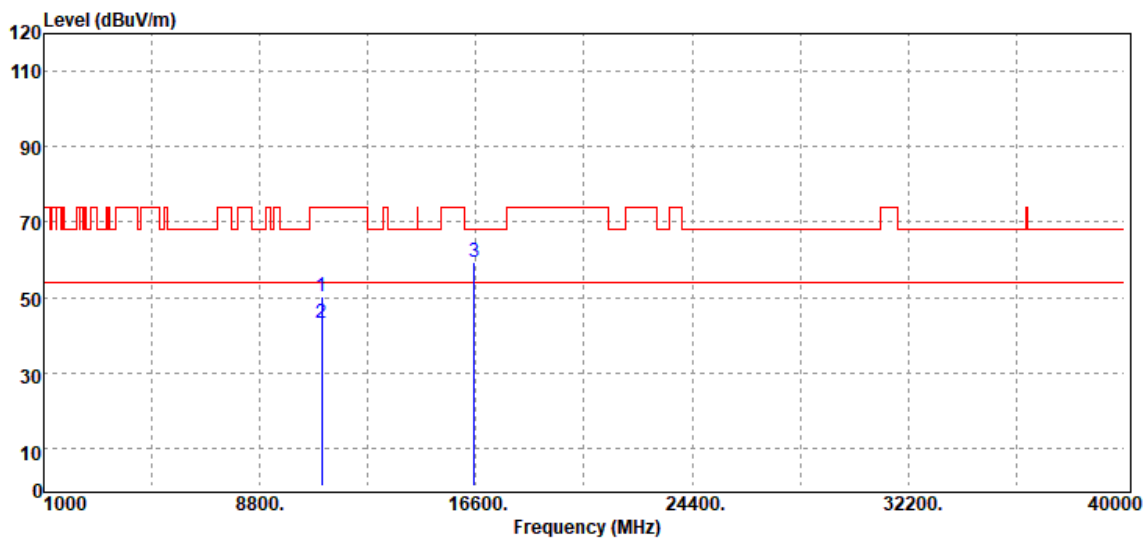


Freq. (MHz)	Detector Mode (PK/QP/AV)	Spectrum Reading Level (dB μ V)	Factor (dB)	Actual FS (dB μ V/m)	Limit @3m (dB μ V/m)	Margin (dB)
11020.000	Peak	29.90	19.26	49.16	74.00	-24.84
11020.000	Average	21.90	20.26	42.16	54.00	-11.84
16530.000	Peak	30.25	29.02	59.27	68.20	-8.93
N/A						

Remark:

1. Measuring frequencies from 1 GHz to the 10th harmonic of highest fundamental frequency.

Test Mode	IEEE 802.11n 40 / 5510 MHz	Temp/Hum	22.4(°C)/ 62%RH
Test Item	Harmonic	Test Date	April 16, 2021
Polarize	Horizontal	Test Engineer	Ray Li
Detector	Peak & Average		



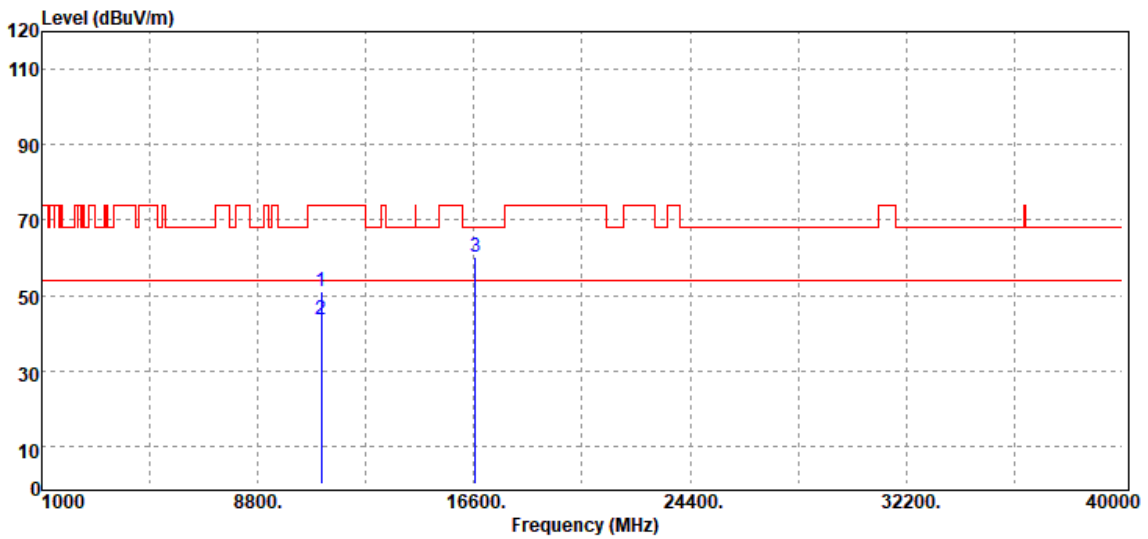
Freq. (MHz)	Detector Mode (PK/QP/AV)	Spectrum Reading Level (dBµV)	Factor (dB)	Actual FS (dBµV/m)	Limit @3m (dBµV/m)	Margin (dB)
11020.000	Peak	30.89	19.26	50.15	74.00	-23.85
11020.000	Average	22.89	20.26	43.15	54.00	-10.85
16530.000	Peak	30.41	29.02	59.43	68.20	-8.77
N/A						

Remark:

1. Measuring frequencies from 1 GHz to the 10th harmonic of highest fundamental frequency.

Report No.: T210113D03-RP4

Test Mode	IEEE 802.11n 40 / 5550 MHz	Temp/Hum	22.4(°C)/ 62%RH
Test Item	Harmonic	Test Date	April 16, 2021
Polarize	Vertical	Test Engineer	Ray Li
Detector	Peak & Average		

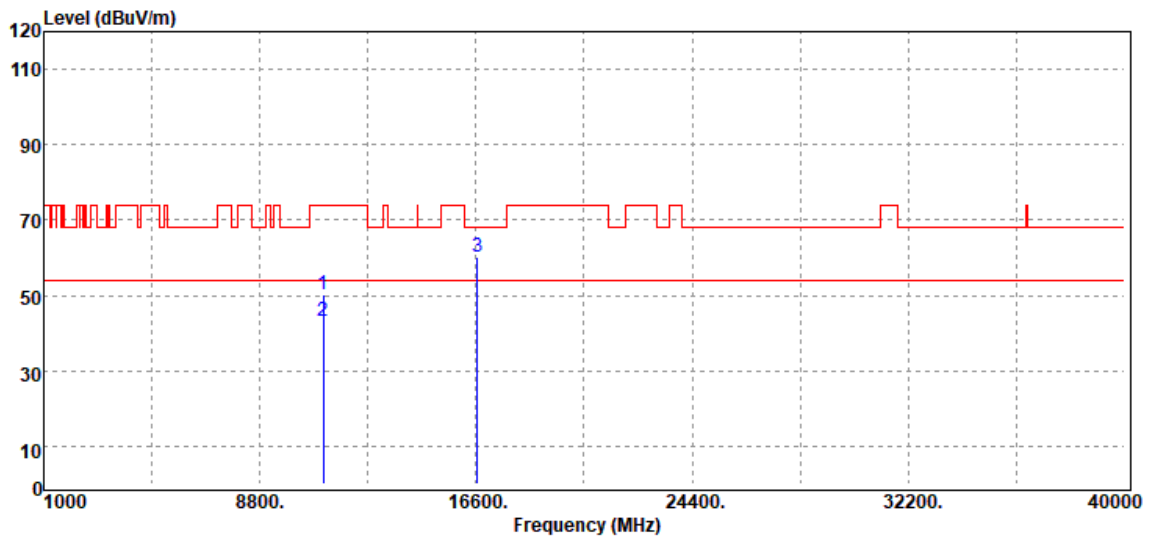


Freq. (MHz)	Detector Mode (PK/QP/AV)	Spectrum Reading Level (dBμV)	Factor (dB)	Actual FS (dBμV/m)	Limit @3m (dBμV/m)	Margin (dB)
11100.000	Peak	31.48	19.58	51.06	74.00	-22.94
11100.000	Average	23.48	20.33	43.81	54.00	-10.19
16650.000	Peak	30.97	29.44	60.41	68.20	-7.79
N/A						

Remark:

1. Measuring frequencies from 1 GHz to the 10th harmonic of highest fundamental frequency.

Test Mode	IEEE 802.11n 40 / 5550 MHz	Temp/Hum	22.4(°C)/ 62%RH
Test Item	Harmonic	Test Date	April 16, 2021
Polarize	Horizontal	Test Engineer	Ray Li
Detector	Peak & Average		



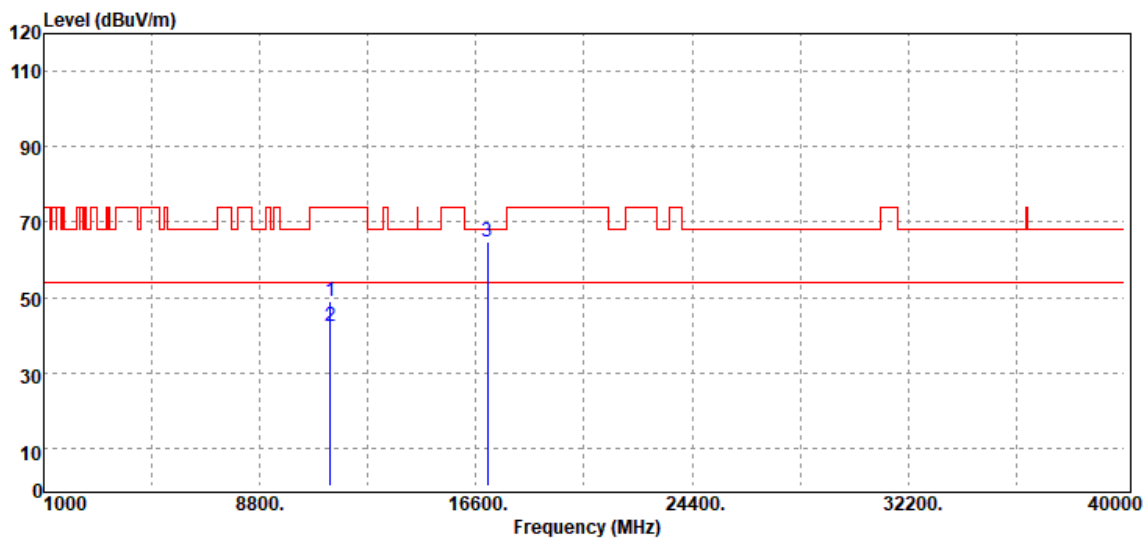
Freq. (MHz)	Detector Mode (PK/QP/AV)	Spectrum Reading Level (dBμV)	Factor (dB)	Actual FS (dBμV/m)	Limit @3m (dBμV/m)	Margin (dB)
11100.000	Peak	30.83	19.58	50.41	74.00	-23.59
11100.000	Average	22.83	20.33	43.16	54.00	-10.84
16650.000	Peak	30.72	29.44	60.16	68.20	-8.04
N/A						

Remark:

1. Measuring frequencies from 1 GHz to the 10th harmonic of highest fundamental frequency.

Report No.: T210113D03-RP4

Test Mode	IEEE 802.11n 40 / 5670 MHz	Temp/Hum	22.4(°C)/ 62%RH
Test Item	Harmonic	Test Date	April 16, 2021
Polarize	Vertical	Test Engineer	Ray Li
Detector	Peak & Average		



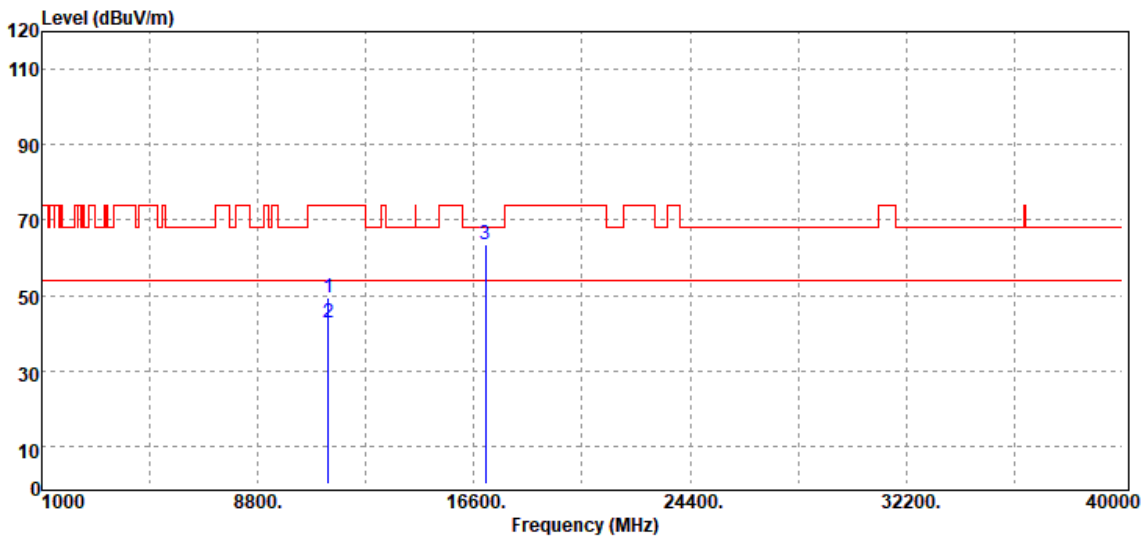
Freq. (MHz)	Detector Mode (PK/QP/AV)	Spectrum Reading Level (dB μ V)	Factor (dB)	Actual FS (dB μ V/m)	Limit @3m (dB μ V/m)	Margin (dB)
11340.000	Peak	29.90	19.28	49.18	74.00	-24.82
11340.000	Average	21.90	20.46	42.36	54.00	-11.64
17010.000	Peak	31.01	33.96	64.97	68.20	-3.23
N/A						

Remark:

1. Measuring frequencies from 1 GHz to the 10th harmonic of highest fundamental frequency.

Report No.: T210113D03-RP4

Test Mode	IEEE 802.11n 40 / 5670 MHz	Temp/Hum	22.4(°C)/ 62%RH
Test Item	Harmonic	Test Date	April 16, 2021
Polarize	Horizontal	Test Engineer	Ray Li
Detector	Peak & Average		



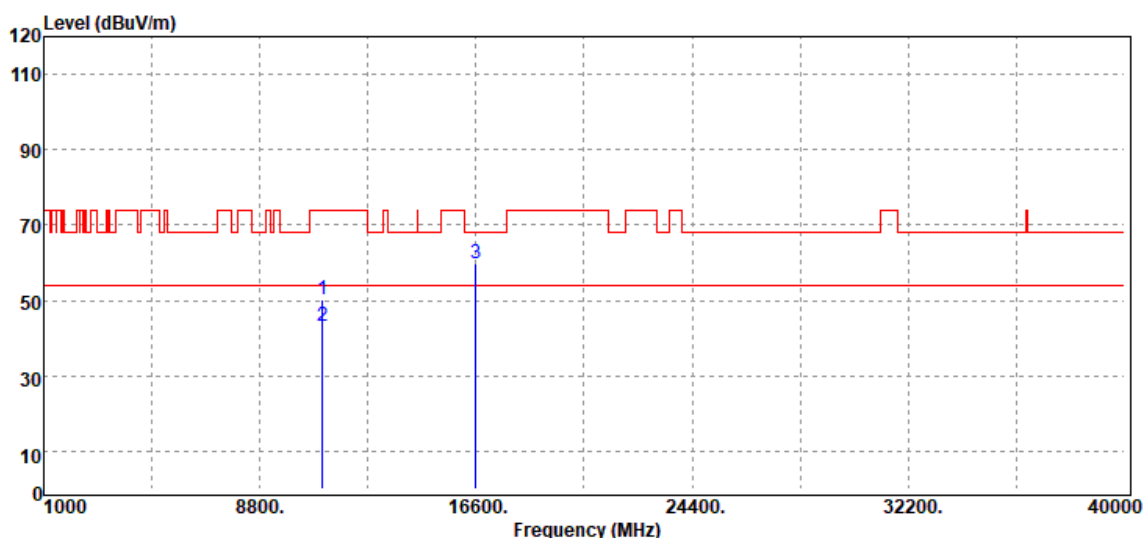
Freq. (MHz)	Detector Mode (PK/QP/AV)	Spectrum Reading Level (dB μ V)	Factor (dB)	Actual FS (dB μ V/m)	Limit @3m (dB μ V/m)	Margin (dB)
11340.000	Peak	30.15	19.28	49.43	74.00	-24.57
11340.000	Average	22.14	20.46	42.60	54.00	-11.40
17010.000	Peak	29.59	33.96	63.55	68.20	-4.65
N/A						

Remark:

1. Measuring frequencies from 1 GHz to the 10th harmonic of highest fundamental frequency.

Report No.: T210113D03-RP4

Test Mode	IEEE 802.11ac VHT80 / 5530 MHz	Temp/Hum	22.4(°C)/ 62%RH
Test Item	Harmonic	Test Date	April 16, 2021
Polarize	Vertical	Test Engineer	Ray Li
Detector	Peak & Average		



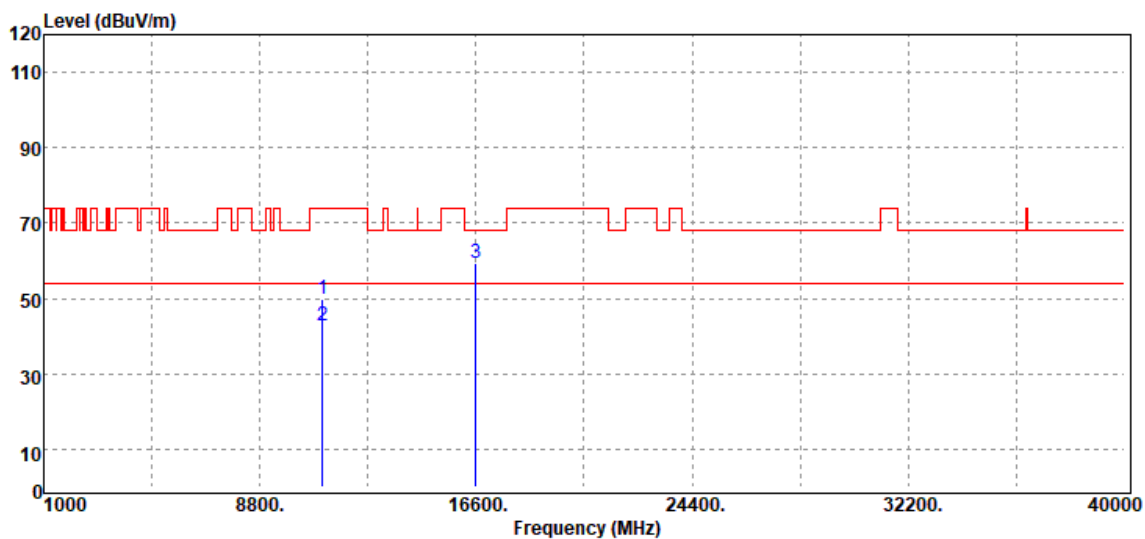
Freq. (MHz)	Detector Mode (PK/QP/AV)	Spectrum Reading Level (dB μ V)	Factor (dB)	Actual FS (dB μ V/m)	Limit @3m (dB μ V/m)	Margin (dB)
11060.000	Peak	30.73	19.40	50.13	74.00	-23.87
11060.000	Average	22.73	20.37	43.10	54.00	-10.90
16590.000	Peak	30.76	29.21	59.97	68.20	-8.23
N/A						

Remark:

1. Measuring frequencies from 1 GHz to the 10th harmonic of highest fundamental frequency.

Report No.: T210113D03-RP4

Test Mode	IEEE 802.11ac VHT80 / 5530 MHz	Temp/Hum	22.4(°C)/ 62%RH
Test Item	Harmonic	Test Date	April 16, 2021
Polarize	Horizontal	Test Engineer	Ray Li
Detector	Peak & Average		



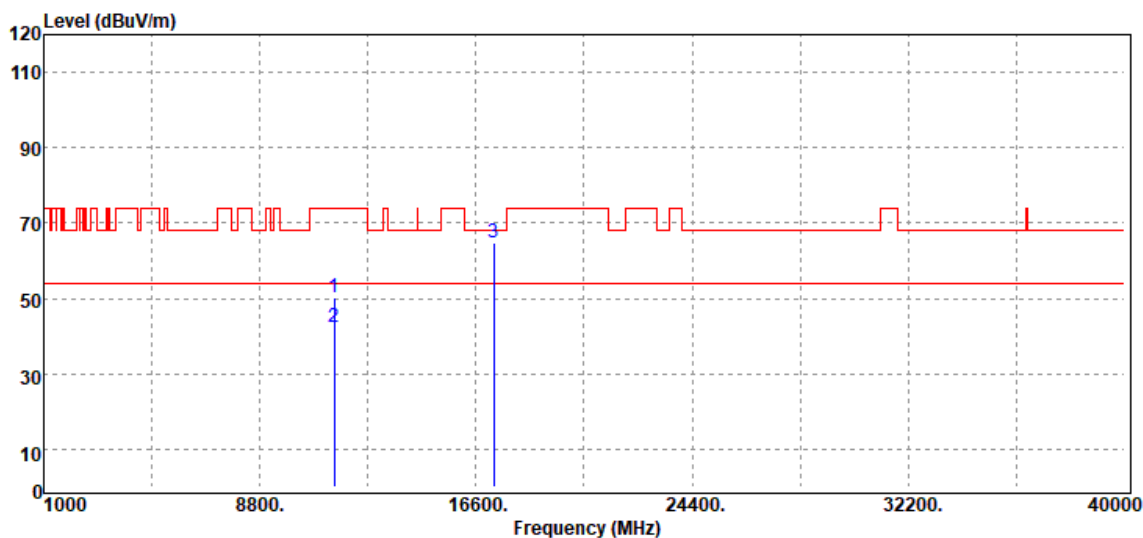
Freq. (MHz)	Detector Mode (PK/QP/AV)	Spectrum Reading Level (dB μ V)	Factor (dB)	Actual FS (dB μ V/m)	Limit @3m (dB μ V/m)	Margin (dB)
11060.000	Peak	30.47	19.40	49.87	74.00	-24.13
11060.000	Average	22.48	20.37	42.85	54.00	-11.15
16590.000	Peak	30.33	29.21	59.54	68.20	-8.66
N/A						

Remark:

1. Measuring frequencies from 1 GHz to the 10th harmonic of highest fundamental frequency.

Test Data for UNII-3

Test Mode	IEEE 802.11a / 5745 MHz (Chain 0)	Temp/Hum	22.4(°C)/ 62%RH
Test Item	Harmonic	Test Date	April 16, 2021
Polarize	Vertical	Test Engineer	Ray Li
Detector	Peak & Average		

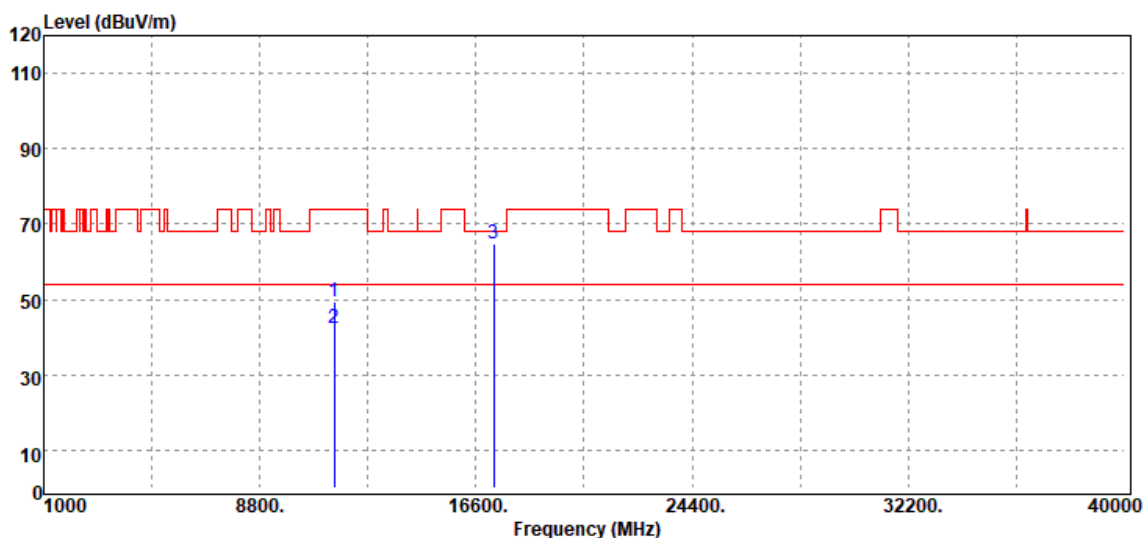


Freq. (MHz)	Detector Mode (PK/QP/AV)	Spectrum Reading Level (dBµV)	Factor (dB)	Actual FS (dBµV/m)	Limit @3m (dBµV/m)	Margin (dB)
11490.000	Peak	31.06	19.13	50.19	74.00	-23.81
11490.000	Average	22.06	20.13	42.19	54.00	-11.81
17235.000	Peak	30.81	33.97	64.78	68.20	-3.42
N/A						

Remark:

1. Measuring frequencies from 1 GHz to the 10th harmonic of highest fundamental frequency.

Test Mode	IEEE 802.11a / 5745 MHz (Chain 0)	Temp/Hum	22.4(°C)/ 62%RH
Test Item	Harmonic	Test Date	April 16, 2021
Polarize	Horizontal	Test Engineer	Ray Li
Detector	Peak & Average		

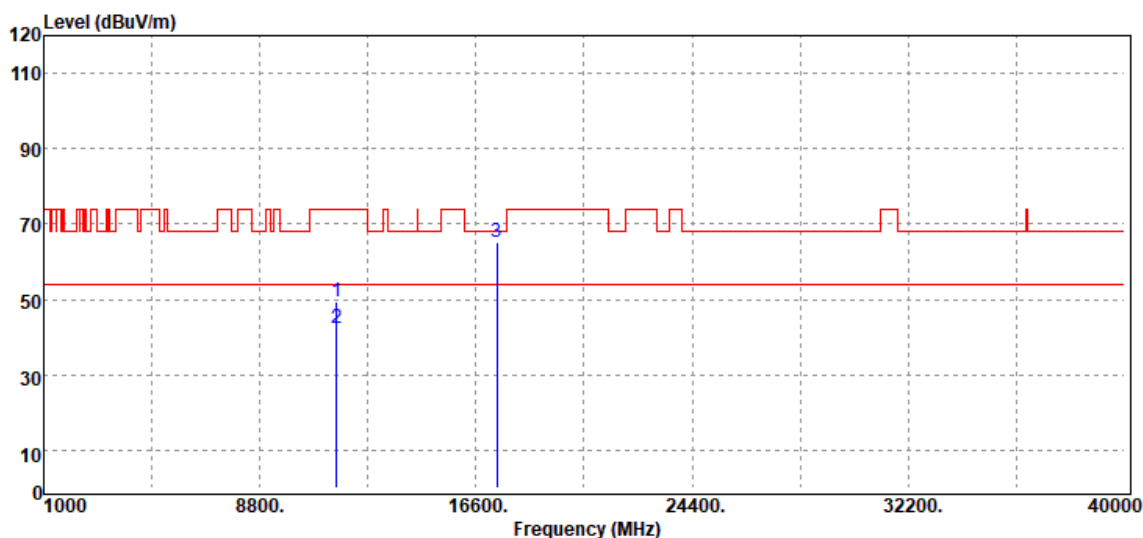


Freq. (MHz)	Detector Mode (PK/QP/AV)	Spectrum Reading Level (dB μ V)	Factor (dB)	Actual FS (dB μ V/m)	Limit @3m (dB μ V/m)	Margin (dB)
11490.000	Peak	30.09	19.13	49.22	74.00	-24.78
11490.000	Average	22.09	20.13	42.22	54.00	-11.78
17235.000	Peak	30.82	33.97	64.79	68.20	-3.41
N/A						

Remark:

1. Measuring frequencies from 1 GHz to the 10th harmonic of highest fundamental frequency.

Test Mode	IEEE 802.11a / 5785 MHz (Chain 0)	Temp/Hum	22.4(°C)/ 62%RH
Test Item	Harmonic	Test Date	April 16, 2021
Polarize	Vertical	Test Engineer	Ray Li
Detector	Peak & Average		

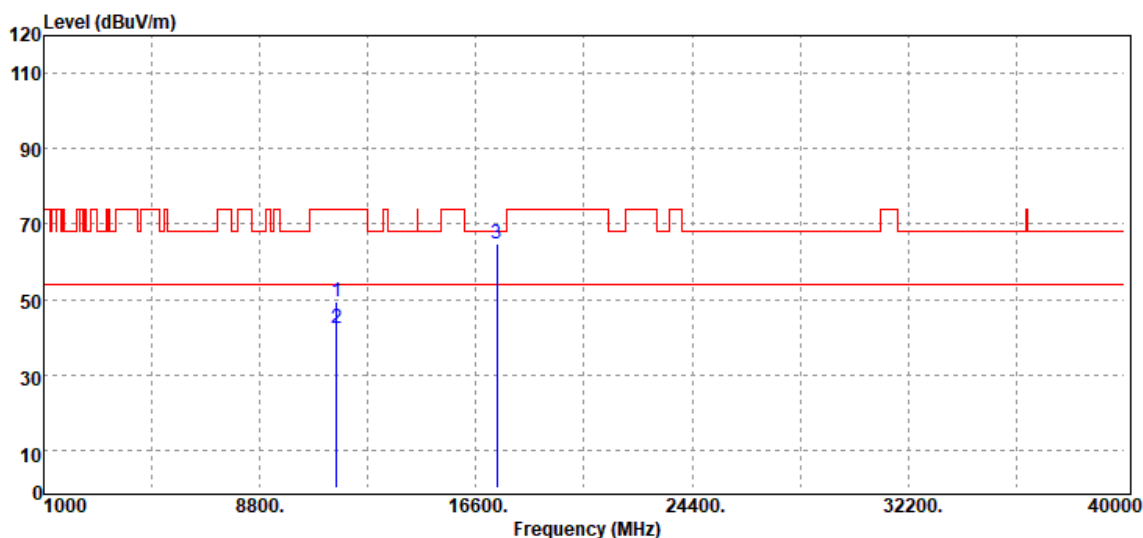


Freq. (MHz)	Detector Mode (PK/QP/AV)	Spectrum Reading Level (dB μ V)	Factor (dB)	Actual FS (dB μ V/m)	Limit @3m (dB μ V/m)	Margin (dB)
11570.000	Peak	30.27	19.04	49.31	74.00	-24.69
11570.000	Average	22.26	20.20	42.46	54.00	-11.54
17355.000	Peak	30.91	34.47	65.38	68.20	-2.82
N/A						

Remark:

1. Measuring frequencies from 1 GHz to the 10th harmonic of highest fundamental frequency.

Test Mode	IEEE 802.11a / 5785 MHz (Chain 0)	Temp/Hum	22.4(°C)/ 62%RH
Test Item	Harmonic	Test Date	April 16, 2021
Polarize	Horizontal	Test Engineer	Ray Li
Detector	Peak & Average		



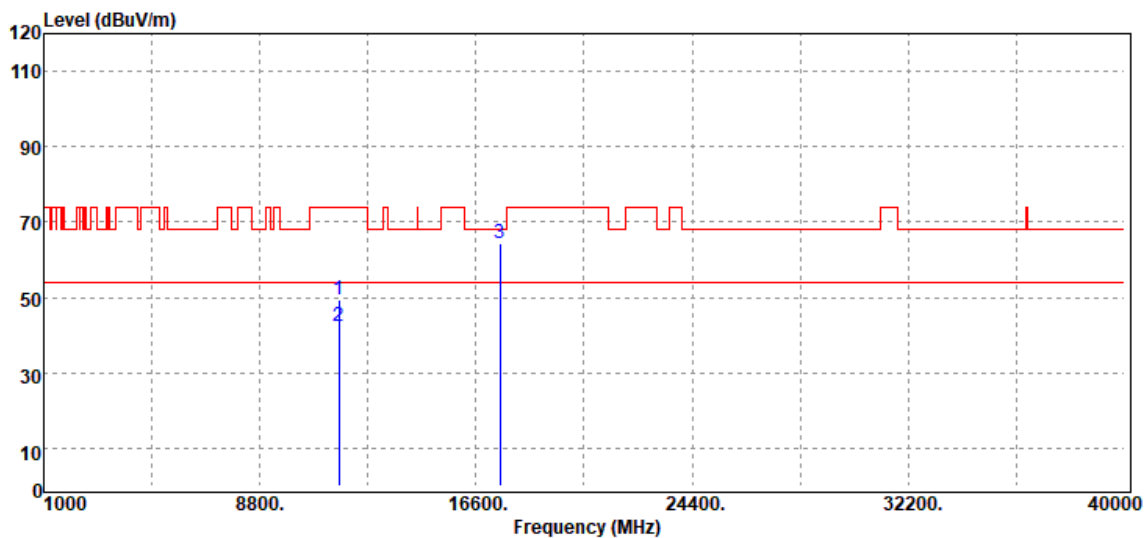
Freq. (MHz)	Detector Mode (PK/QP/AV)	Spectrum Reading Level (dBμV)	Factor (dB)	Actual FS (dBμV/m)	Limit @3m (dBμV/m)	Margin (dB)
11570.000	Peak	30.31	19.04	49.35	74.00	-24.65
11570.000	Average	22.30	20.20	42.50	54.00	-11.50
17355.000	Peak	30.41	34.47	64.88	68.20	-3.32
N/A						

Remark:

1. Measuring frequencies from 1 GHz to the 10th harmonic of highest fundamental frequency.

Report No.: T210113D03-RP4

Test Mode	IEEE 802.11a / 5825 MHz (Chain 0)	Temp/Hum	22.4(°C)/ 62%RH
Test Item	Harmonic	Test Date	April 16, 2021
Polarize	Vertical	Test Engineer	Ray Li
Detector	Peak & Average		



Freq. (MHz)	Detector Mode (PK/QP/AV)	Spectrum Reading Level (dB μ V)	Factor (dB)	Actual FS (dB μ V/m)	Limit @3m (dB μ V/m)	Margin (dB)
11650.000	Peak	30.31	19.14	49.45	74.00	-24.55
11650.000	Average	22.31	20.06	42.37	54.00	-11.63
17475.000	Peak	29.89	34.30	64.19	68.20	-4.01
N/A						

Remark:

1. Measuring frequencies from 1 GHz to the 10th harmonic of highest fundamental frequency.

Test Mode	IEEE 802.11a / 5825 MHz (Chain 0)	Temp/Hum	22.4(°C)/ 62%RH
Test Item	Harmonic	Test Date	April 16, 2021
Polarize	Horizontal	Test Engineer	Ray Li
Detector	Peak & Average		

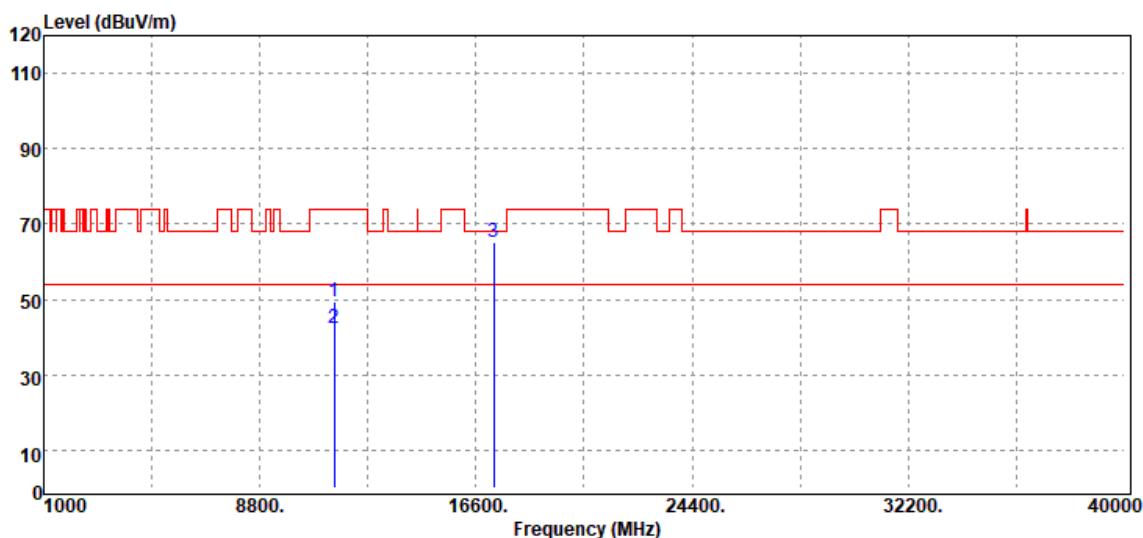


Freq. (MHz)	Detector Mode (PK/QP/AV)	Spectrum Reading Level (dB μ V)	Factor (dB)	Actual FS (dB μ V/m)	Limit @3m (dB μ V/m)	Margin (dB)
11650.000	Peak	29.64	19.14	48.78	74.00	-25.22
11650.000	Average	21.64	20.06	41.70	54.00	-12.30
17475.000	Peak	30.00	34.30	64.30	68.20	-3.90
N/A						

Remark:

1. Measuring frequencies from 1 GHz to the 10th harmonic of highest fundamental frequency.

Test Mode	IEEE 802.11n 20 / 5745 MHz	Temp/Hum	22.4(°C)/ 62%RH
Test Item	Harmonic	Test Date	April 16, 2021
Polarize	Vertical	Test Engineer	Ray Li
Detector	Peak & Average		

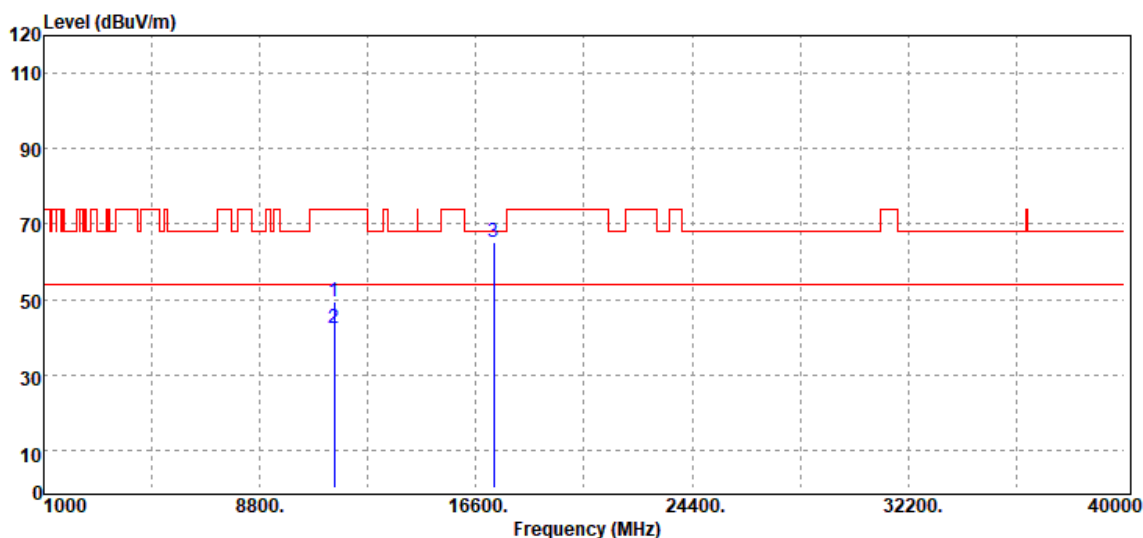


Freq. (MHz)	Detector Mode (PK/QP/AV)	Spectrum Reading Level (dB μ V)	Factor (dB)	Actual FS (dB μ V/m)	Limit @3m (dB μ V/m)	Margin (dB)
11490.000	Peak	30.43	19.13	49.56	74.00	-24.44
11490.000	Average	22.43	20.13	42.56	54.00	-11.44
17235.000	Peak	31.15	33.97	65.12	68.20	-3.08
N/A						

Remark:

1. Measuring frequencies from 1 GHz to the 10th harmonic of highest fundamental frequency.

Test Mode	IEEE 802.11n 20 / 5745 MHz	Temp/Hum	22.4(°C)/ 62%RH
Test Item	Harmonic	Test Date	April 16, 2021
Polarize	Horizontal	Test Engineer	Ray Li
Detector	Peak & Average		

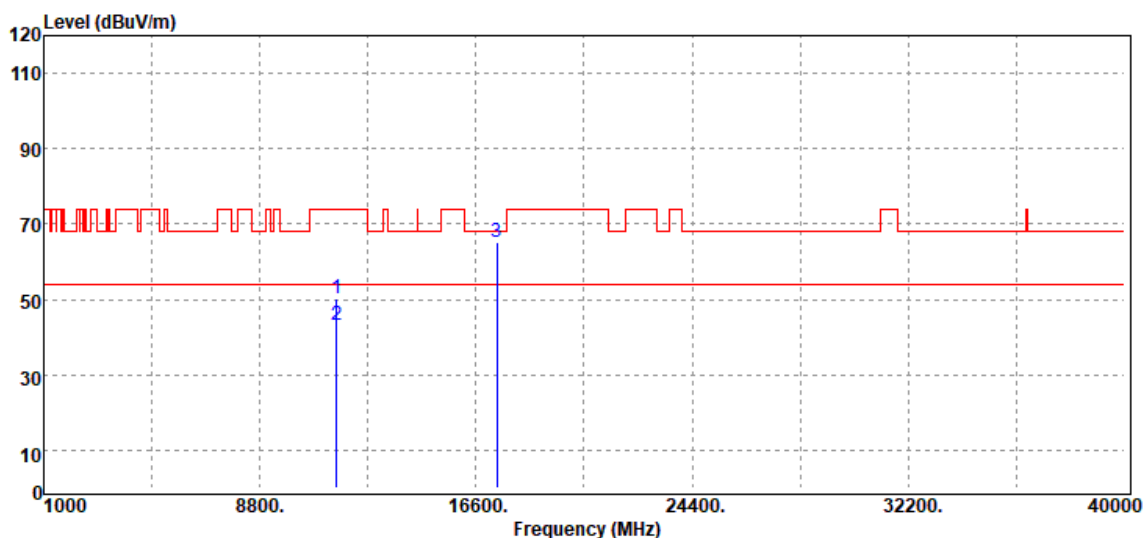


Freq. (MHz)	Detector Mode (PK/QP/AV)	Spectrum Reading Level (dBμV)	Factor (dB)	Actual FS (dBμV/m)	Limit @3m (dBμV/m)	Margin (dB)
11490.000	Peak	30.40	19.13	49.53	74.00	-24.47
11490.000	Average	22.40	20.13	42.53	54.00	-11.47
17235.000	Peak	31.11	33.97	65.08	68.20	-3.12
N/A						

Remark:

1. Measuring frequencies from 1 GHz to the 10th harmonic of highest fundamental frequency.

Test Mode	IEEE 802.11n 20 / 5785 MHz	Temp/Hum	22.4(°C)/ 62%RH
Test Item	Harmonic	Test Date	April 16, 2021
Polarize	Vertical	Test Engineer	Ray Li
Detector	Peak & Average		

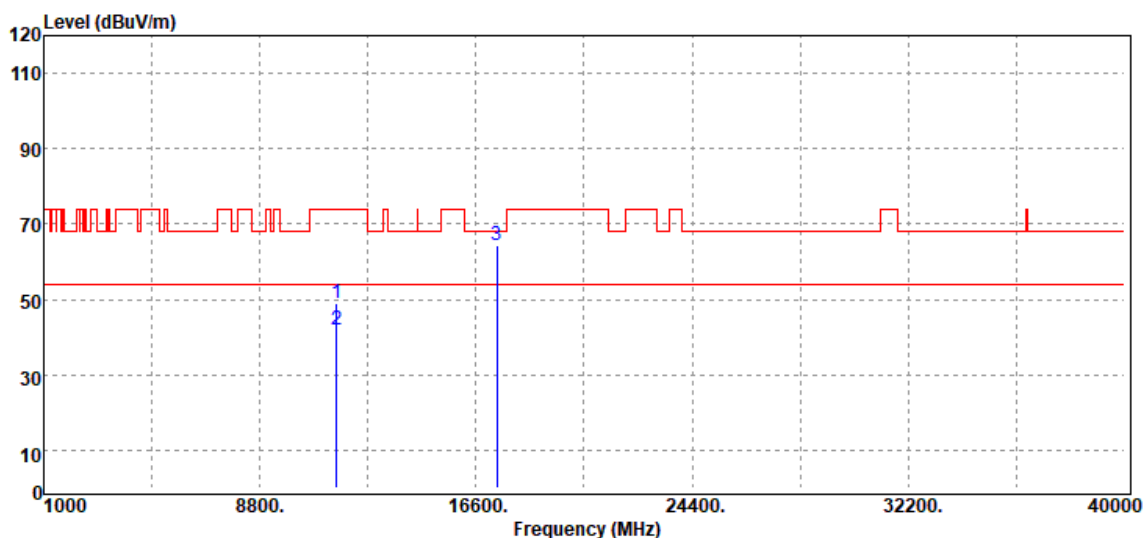


Freq. (MHz)	Detector Mode (PK/QP/AV)	Spectrum Reading Level (dB μ V)	Factor (dB)	Actual FS (dB μ V/m)	Limit @3m (dB μ V/m)	Margin (dB)
11570.000	Peak	31.11	19.04	50.15	74.00	-23.85
11570.000	Average	23.10	20.20	43.30	54.00	-10.70
17355.000	Peak	30.68	34.47	65.15	68.20	-3.05
N/A						

Remark:

1. Measuring frequencies from 1 GHz to the 10th harmonic of highest fundamental frequency.

Test Mode	IEEE 802.11n 20 / 5785 MHz	Temp/Hum	22.4(°C)/ 62%RH
Test Item	Harmonic	Test Date	April 16, 2021
Polarize	Horizontal	Test Engineer	Ray Li
Detector	Peak & Average		



Freq. (MHz)	Detector Mode (PK/QP/AV)	Spectrum Reading Level (dB μ V)	Factor (dB)	Actual FS (dB μ V/m)	Limit @3m (dB μ V/m)	Margin (dB)
11570.000	Peak	29.87	19.04	48.91	74.00	-25.09
11570.000	Average	21.86	20.20	42.06	54.00	-11.94
17355.000	Peak	29.87	34.47	64.34	68.20	-3.86
N/A						

Remark:

1. Measuring frequencies from 1 GHz to the 10th harmonic of highest fundamental frequency.

Report No.: T210113D03-RP4

Test Mode	IEEE 802.11n 20 / 5825 MHz	Temp/Hum	22.4(°C)/ 62%RH
Test Item	Harmonic	Test Date	April 16, 2021
Polarize	Vertical	Test Engineer	Ray Li
Detector	Peak & Average		

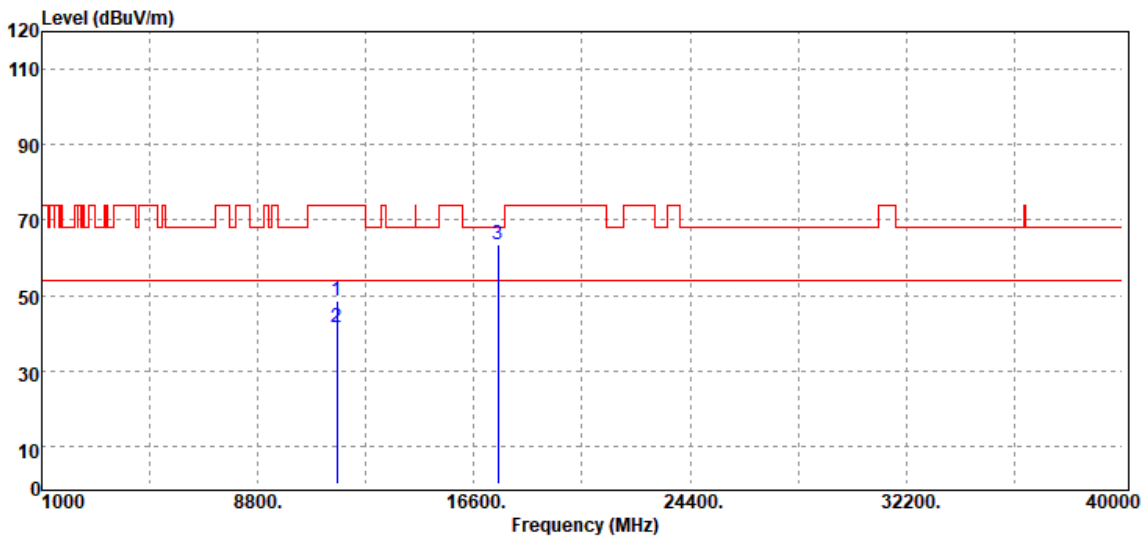


Freq. (MHz)	Detector Mode (PK/QP/AV)	Spectrum Reading Level (dB μ V)	Factor (dB)	Actual FS (dB μ V/m)	Limit @3m (dB μ V/m)	Margin (dB)
11650.000	Peak	30.20	19.14	49.34	74.00	-24.66
11650.000	Average	22.20	20.06	42.26	54.00	-11.74
17475.000	Peak	29.64	34.30	63.94	68.20	-4.26
N/A						

Remark:

1. Measuring frequencies from 1 GHz to the 10th harmonic of highest fundamental frequency.

Test Mode	IEEE 802.11n 20 / 5825 MHz	Temp/Hum	22.4(°C)/ 62%RH
Test Item	Harmonic	Test Date	April 16, 2021
Polarize	Horizontal	Test Engineer	Ray Li
Detector	Peak & Average		

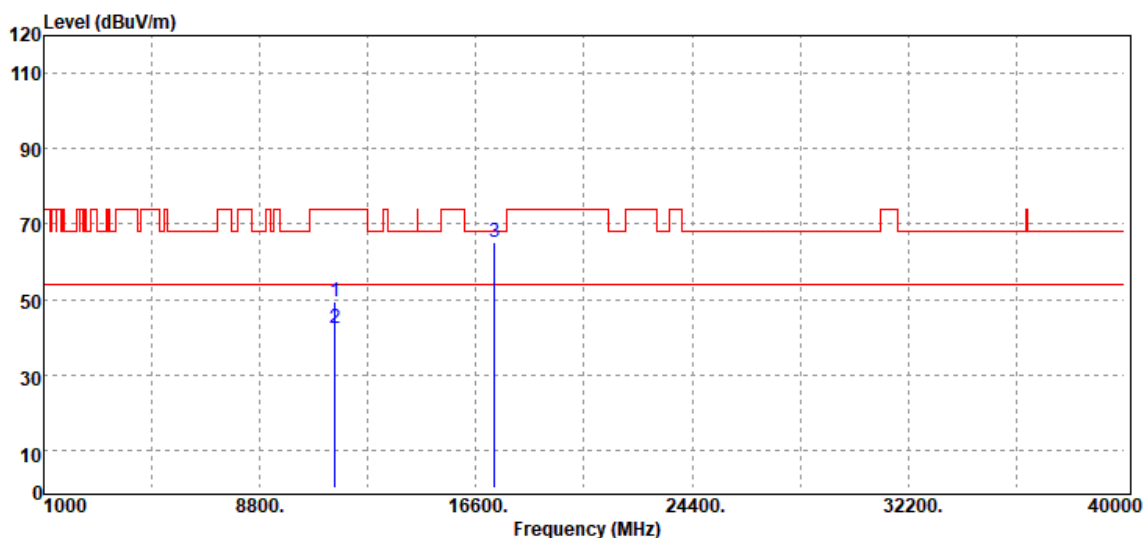


Freq. (MHz)	Detector Mode (PK/QP/AV)	Spectrum Reading Level (dBμV)	Factor (dB)	Actual FS (dBμV/m)	Limit @3m (dBμV/m)	Margin (dB)
11650.000	Peak	29.62	19.14	48.76	74.00	-25.24
11650.000	Average	21.62	20.06	41.68	54.00	-12.32
17475.000	Peak	29.10	34.30	63.40	68.20	-4.80
N/A						

Remark:

1. Measuring frequencies from 1 GHz to the 10th harmonic of highest fundamental frequency.

Test Mode	IEEE 802.11n 40 / 5755 MHz	Temp/Hum	22.4(°C)/ 62%RH
Test Item	Harmonic	Test Date	April 16, 2021
Polarize	Vertical	Test Engineer	Ray Li
Detector	Peak & Average		



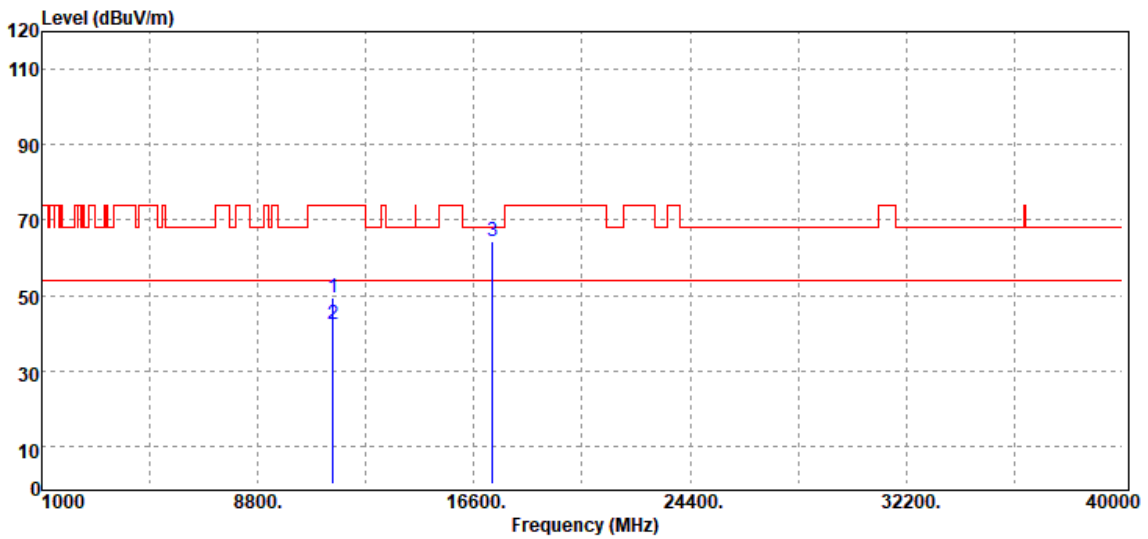
Freq. (MHz)	Detector Mode (PK/QP/AV)	Spectrum Reading Level (dBUV)	Factor (dB)	Actual FS (dBUV/m)	Limit @3m (dBUV/m)	Margin (dB)
11510.000	Peak	30.14	19.13	49.27	74.00	-24.73
11510.000	Average	22.13	20.14	42.27	54.00	-11.73
17265.000	Peak	31.20	33.98	65.18	68.20	-3.02
N/A						

Remark:

1. Measuring frequencies from 1 GHz to the 10th harmonic of highest fundamental frequency.

Report No.: T210113D03-RP4

Test Mode	IEEE 802.11n 40 / 5755 MHz	Temp/Hum	22.4(°C)/ 62%RH
Test Item	Harmonic	Test Date	April 16, 2021
Polarize	Horizontal	Test Engineer	Ray Li
Detector	Peak & Average		

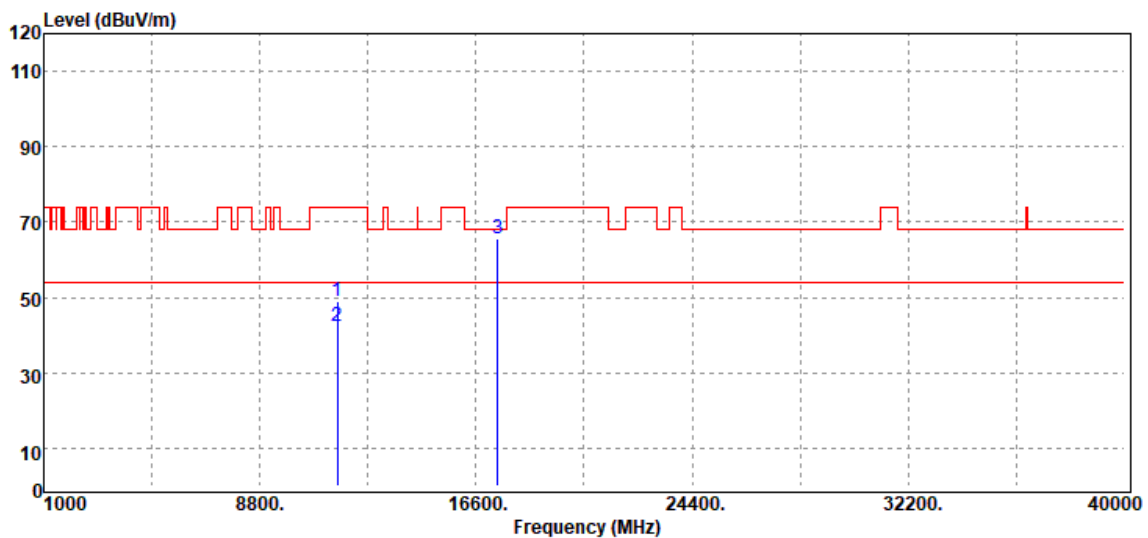


Freq. (MHz)	Detector Mode (PK/QP/AV)	Spectrum Reading Level (dB μ V)	Factor (dB)	Actual FS (dB μ V/m)	Limit @3m (dB μ V/m)	Margin (dB)
11510.000	Peak	30.39	19.13	49.52	74.00	-24.48
11510.000	Average	22.38	20.14	42.52	54.00	-11.48
17265.000	Peak	30.32	33.98	64.30	68.20	-3.90
N/A						

Remark:

1. Measuring frequencies from 1 GHz to the 10th harmonic of highest fundamental frequency.

Test Mode	IEEE 802.11n 40 / 5795 MHz	Temp/Hum	22.4(°C)/ 62%RH
Test Item	Harmonic	Test Date	April 16, 2021
Polarize	Vertical	Test Engineer	Ray Li
Detector	Peak & Average		



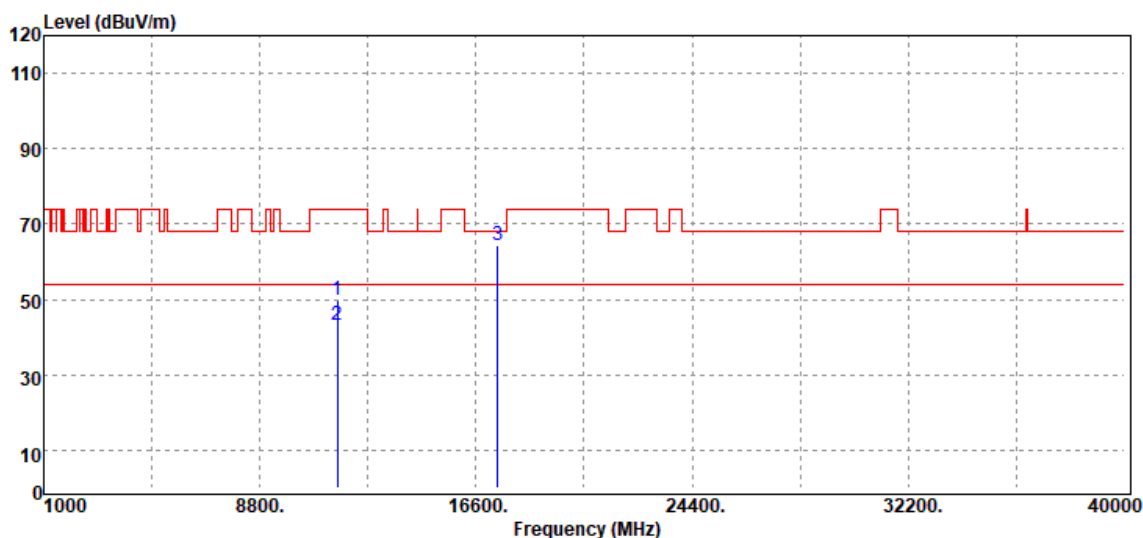
Freq. (MHz)	Detector Mode (PK/QP/AV)	Spectrum Reading Level (dBµV)	Factor (dB)	Actual FS (dBµV/m)	Limit @3m (dBµV/m)	Margin (dB)
11590.000	Peak	30.15	19.00	49.15	74.00	-24.85
11590.000	Average	22.15	20.29	42.44	54.00	-11.56
17385.000	Peak	30.98	34.60	65.58	68.20	-2.62
N/A						

Remark:

1. Measuring frequencies from 1 GHz to the 10th harmonic of highest fundamental frequency.

Report No.: T210113D03-RP4

Test Mode	IEEE 802.11n 40 / 5795 MHz	Temp/Hum	22.4(°C)/ 62%RH
Test Item	Harmonic	Test Date	April 16, 2021
Polarize	Horizontal	Test Engineer	Ray Li
Detector	Peak & Average		



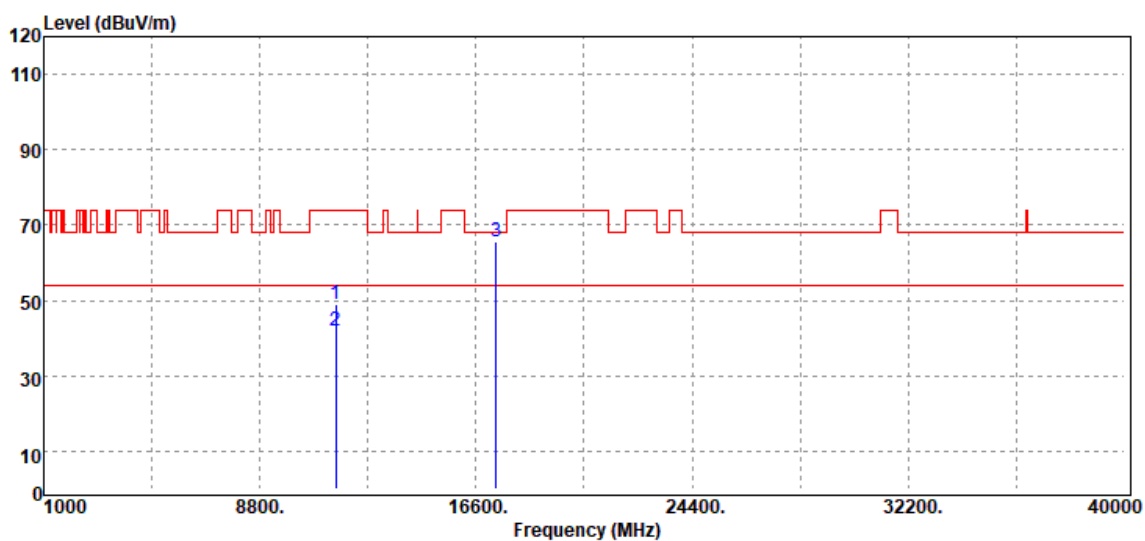
Freq. (MHz)	Detector Mode (PK/QP/AV)	Spectrum Reading Level (dB μ V)	Factor (dB)	Actual FS (dB μ V/m)	Limit @3m (dB μ V/m)	Margin (dB)
11590.000	Peak	30.73	19.00	49.73	74.00	-24.27
11590.000	Average	22.73	20.29	43.02	54.00	-10.98
17385.000	Peak	29.96	34.60	64.56	68.20	-3.64
N/A						

Remark:

1. Measuring frequencies from 1 GHz to the 10th harmonic of highest fundamental frequency.

Report No.: T210113D03-RP4

Test Mode	IEEE 802.11ac VHT80 / 5775 MHz	Temp/Hum	22.4(°C)/ 62%RH
Test Item	Harmonic	Test Date	April 16, 2021
Polarize	Vertical	Test Engineer	Ray Li
Detector	Peak & Average		



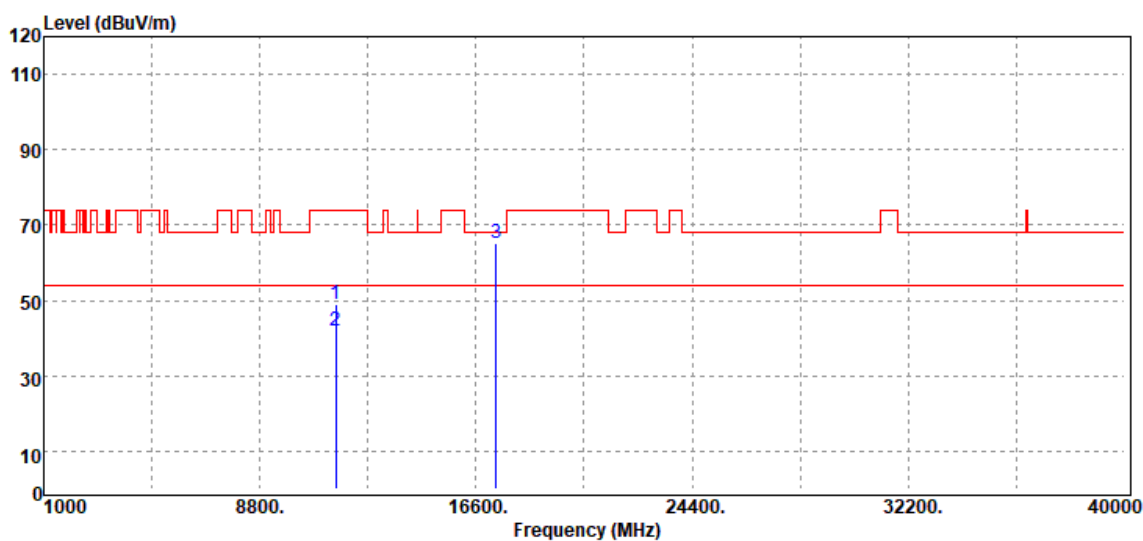
Freq. (MHz)	Detector Mode (PK/QP/AV)	Spectrum Reading Level (dBμV)	Factor (dB)	Actual FS (dBμV/m)	Limit @3m (dBμV/m)	Margin (dB)
11550.000	Peak	29.97	19.09	49.06	74.00	-24.94
11550.000	Average	21.97	20.11	42.08	54.00	-11.92
17325.000	Peak	30.92	34.80	65.72	68.20	-2.48
N/A						

Remark:

1. Measuring frequencies from 1 GHz to the 10th harmonic of highest fundamental frequency.

Report No.: T210113D03-RP4

Test Mode	IEEE 802.11ac VHT80/ 5775 MHz	Temp/Hum	22.4(°C)/ 62%RH
Test Item	Harmonic	Test Date	April 16, 2021
Polarize	Horizontal	Test Engineer	Ray Li
Detector	Peak & Average		



Freq. (MHz)	Detector Mode (PK/QP/AV)	Spectrum Reading Level (dB μ V)	Factor (dB)	Actual FS (dB μ V/m)	Limit @3m (dB μ V/m)	Margin (dB)
11550.000	Peak	29.92	19.09	49.01	74.00	-24.99
11550.000	Average	21.92	20.11	42.03	54.00	-11.97
17325.000	Peak	30.59	34.80	65.39	68.20	-2.81
N/A						

Remark:

1. Measuring frequencies from 1 GHz to the 10th harmonic of highest fundamental frequency.

- End of Test Report -