


## Appendix C. Setup Photographs


<Radiated Emission>

X Plane for AWS band

LF




HF




Y Plane for Cellular band

LF




HF



Z Plane for PCS band

LF



HF

