

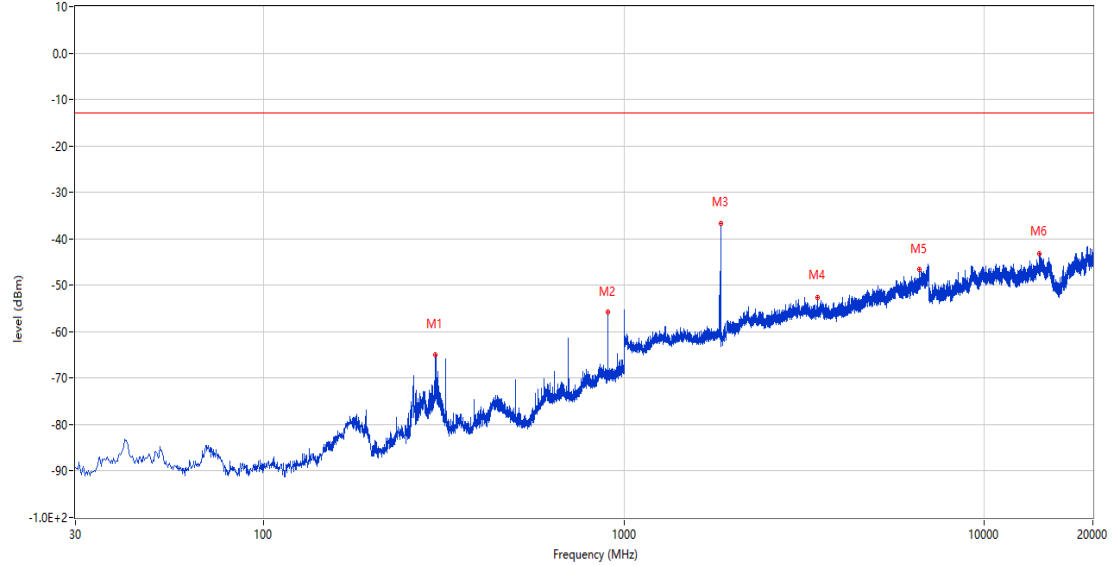
A.7. Field Strength of Spurious Radiation

1 WCDMA Band 2

1.1 WCDMA Band 2 Low Channel

RSE-H&H WCDMA Band 2 CH9262

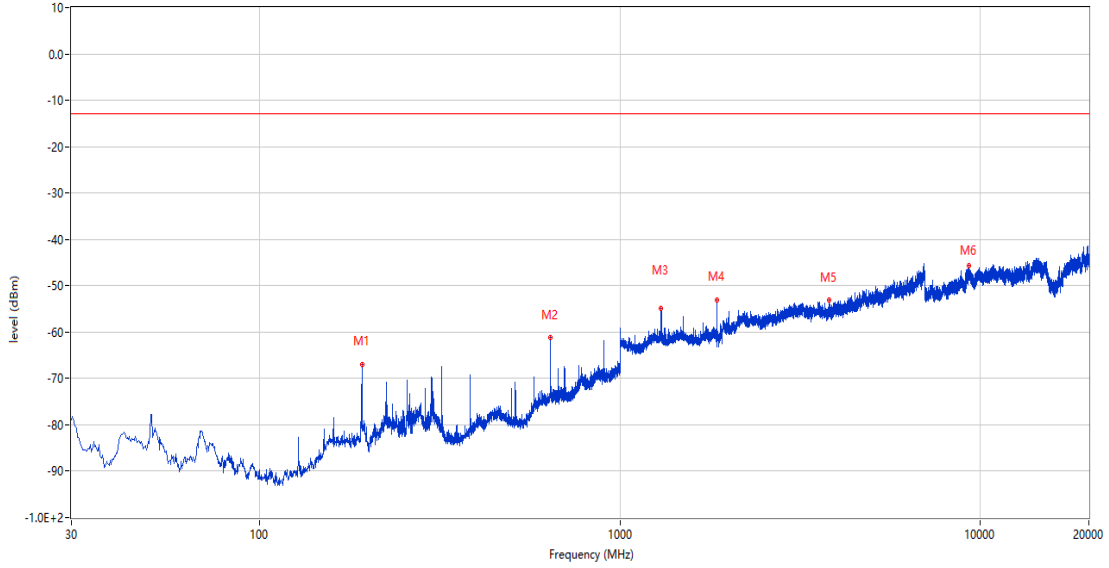
RSE Test case_FCC PART22&24&27_FCC PART 24_1900_GSM 1900&WCDMA B2&CDMA BC1<E B2&25



Frequency (MHz)	Result (dBm)	Factor (dB)	PK Limit (dBm)	Over Limit (dB)	Table (o)	ANT	EUT	Verdict
299.902	-65.05	-13.02	-13.0	-52.05	142.00	Horizontal	Horizontal	Pass
900.090	-55.70	1.43	-13.0	-42.70	151.00	Horizontal	Horizontal	Pass
1854.000	-36.60	-6.09	-13.0	-23.60	233.00	Horizontal	Horizontal	N/A
3436.000	-52.64	2.22	-13.0	-39.64	118.00	Horizontal	Horizontal	Pass
6611.000	-46.48	7.92	-13.0	-33.48	2.00	Horizontal	Horizontal	Pass
14201.813	-43.19	12.73	-13.0	-30.19	326.00	Horizontal	Horizontal	Pass

RSE-V&H WCDMA Band 2 CH9262

RSE Test case_FCC PART22&24&27_FCC PART 24_1900_GSM 1900&WCDMA B2&CDMA BC1<E B2&25

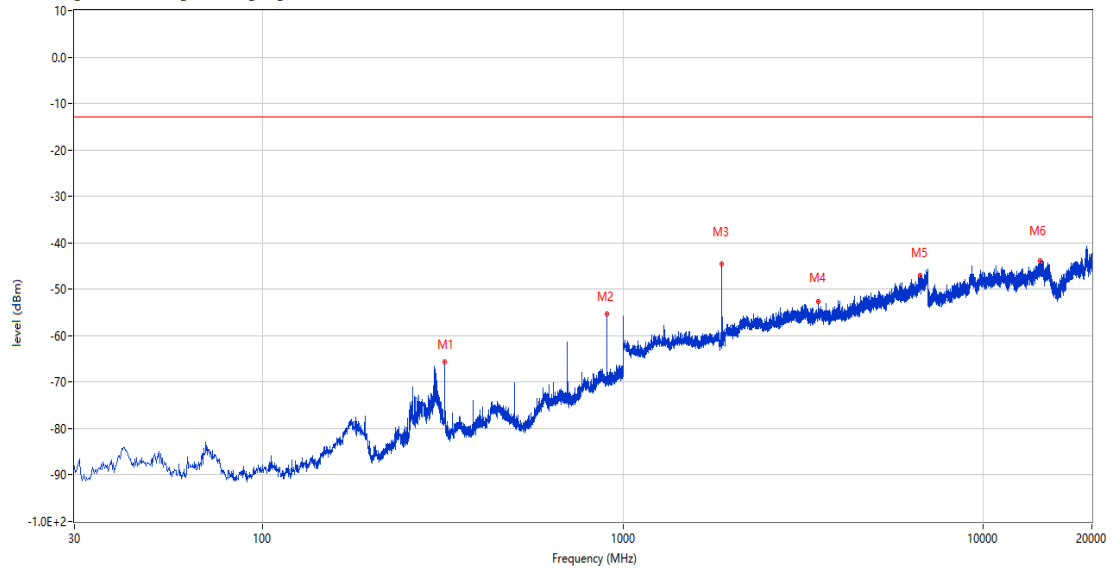


Frequency (MHz)	Result (dBm)	Factor (dB)	PK Limit (dBm)	Over Limit (dB)	Table (o)	ANT	EUT	Verdict
191.990	-67.09	-15.90	-13.0	-54.09	174.00	Vertical	Horizontal	Pass
640.130	-61.17	-3.42	-13.0	-48.17	18.00	Vertical	Horizontal	Pass
1300.500	-54.96	-6.70	-13.0	-41.96	156.00	Vertical	Horizontal	Pass
1853.500	-52.97	-6.09	-13.0	-39.97	101.00	Vertical	Horizontal	N/A
3802.000	-52.97	2.09	-13.0	-39.97	110.00	Vertical	Horizontal	Pass
9307.187	-45.65	11.74	-13.0	-32.65	203.00	Vertical	Horizontal	Pass

1.2 WCDMA Band 2 Middle Channel

RSE-H&H WCDMA Band 2 CH9400

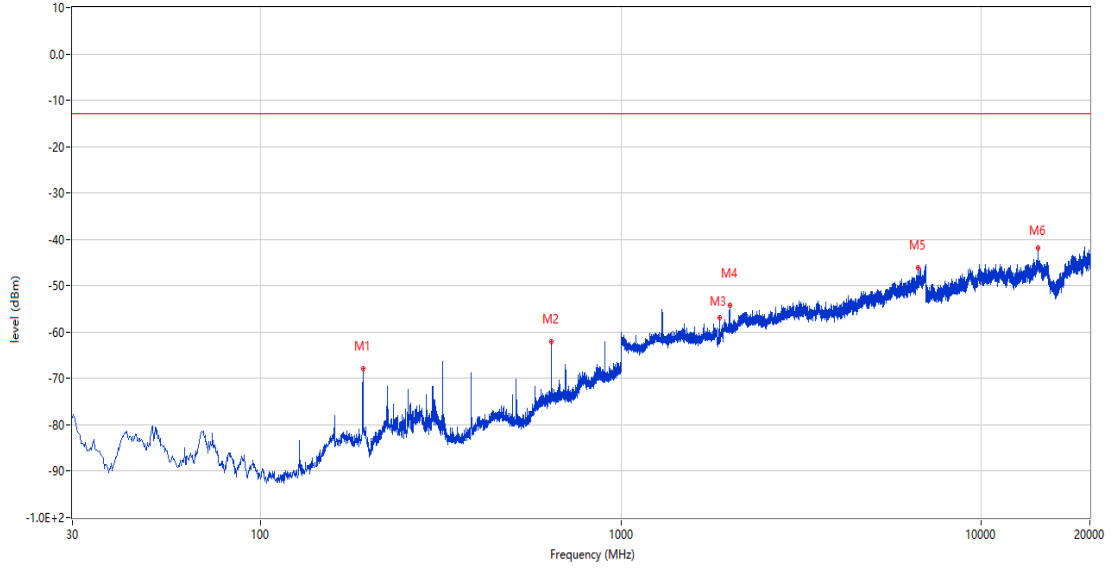
RSE Test case_FCC PART22&24&27_FCC PART 24_1900_GSM 1900&WCDMA B2&CDMA BC1<E B2&25



Frequency (MHz)	Result (dBm)	Factor (dB)	PK Limit (dBm)	Over Limit (dB)	Table (o)	ANT	EUT	Verdict
320.030	-65.67	-13.67	-13.0	-52.67	296.00	Horizontal	Horizontal	Pass
900.090	-55.22	1.43	-13.0	-42.22	156.00	Horizontal	Horizontal	Pass
1879.500	-44.64	-5.80	-13.0	-31.64	222.00	Horizontal	Horizontal	N/A
3482.000	-52.58	1.66	-13.0	-39.58	216.00	Horizontal	Horizontal	Pass
6668.000	-47.08	7.45	-13.0	-34.08	267.00	Horizontal	Horizontal	Pass
14404.813	-43.98	12.44	-13.0	-30.98	338.00	Horizontal	Horizontal	Pass

RSE-V&H WCDMA Band 2 CH9400

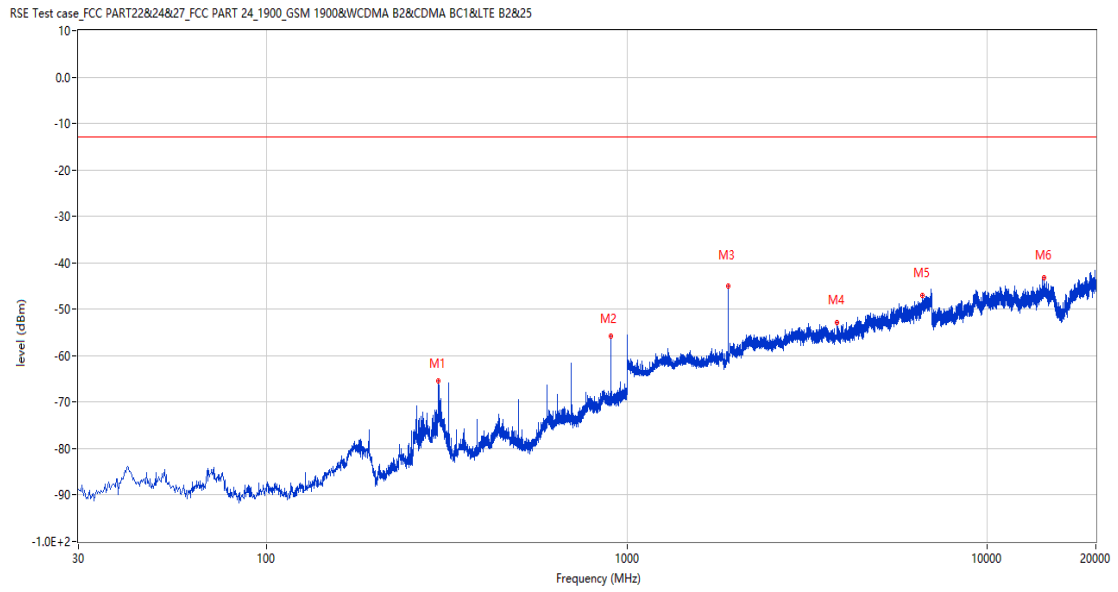
RSE Test case FCC PART22&24&27 FCC PART 24_1900_GSM 1900&WCDMA B2&CDMA BC1<E B2&25



Frequency (MHz)	Result (dBm)	Factor (dB)	PK Limit (dBm)	Over Limit (dB)	Table (o)	ANT	EUT	Verdict
191.990	-67.86	-15.90	-13.0	-54.86	0.00	Vertical	Horizontal	Pass
639.887	-62.11	-3.43	-13.0	-49.11	23.00	Vertical	Horizontal	Pass
1880.000	-56.87	-5.79	-13.0	-43.87	189.00	Vertical	Horizontal	N/A
2000.500	-54.28	-4.94	-13.0	-41.28	174.00	Vertical	Horizontal	Pass
6677.000	-46.18	7.91	-13.0	-33.18	357.00	Vertical	Horizontal	Pass
14374.000	-41.80	12.33	-13.0	-28.80	361.00	Vertical	Horizontal	Pass

1.3 WCDMA Band 2 High Channel

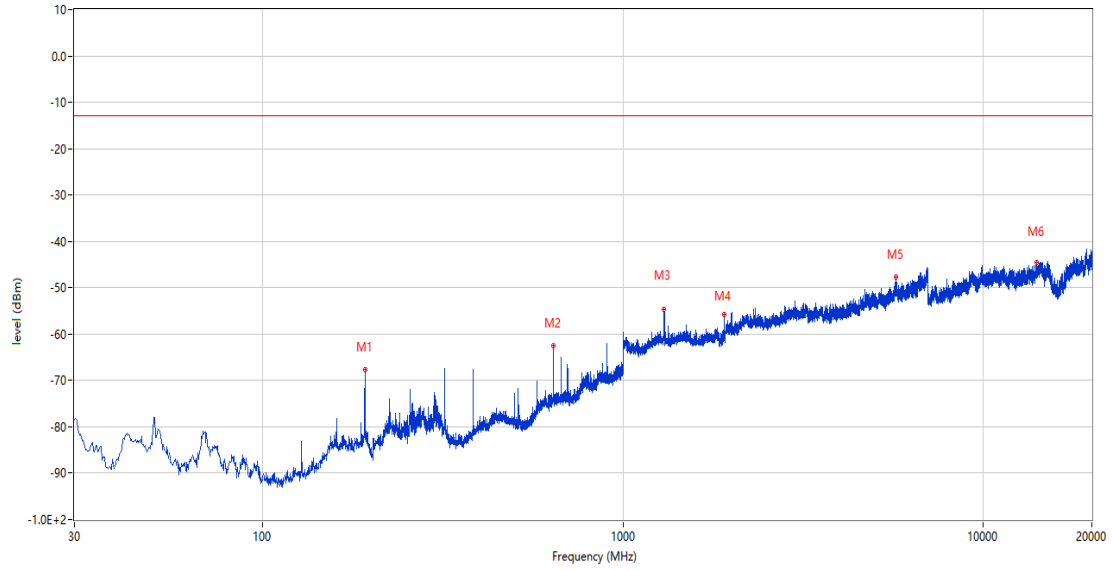
RSE-H&H WCDMA Band 2 CH9538



Frequency (MHz)	Result (dBm)	Factor (dB)	PK Limit (dBm)	Over Limit (dB)	Table (o)	ANT	EUT	Verdict
299.902	-65.54	-13.02	-13.0	-52.54	148.00	Horizontal	Horizontal	Pass
900.090	-55.87	1.43	-13.0	-42.87	148.00	Horizontal	Horizontal	Pass
1907.000	-44.91	-5.36	-13.0	-31.91	206.00	Horizontal	Horizontal	N/A
3830.000	-52.93	2.87	-13.0	-39.93	1.00	Horizontal	Horizontal	Pass
6605.000	-47.03	7.74	-13.0	-34.03	234.00	Horizontal	Horizontal	Pass
14375.812	-43.31	12.41	-13.0	-30.31	320.00	Horizontal	Horizontal	Pass

RSE-V&H WCDMA Band 2 CH9538

RSE Test case_FCC PART22&24&27_FCC PART 24_1900_GSM 1900&WCDMA B2&CDMA BC1<E B2&25

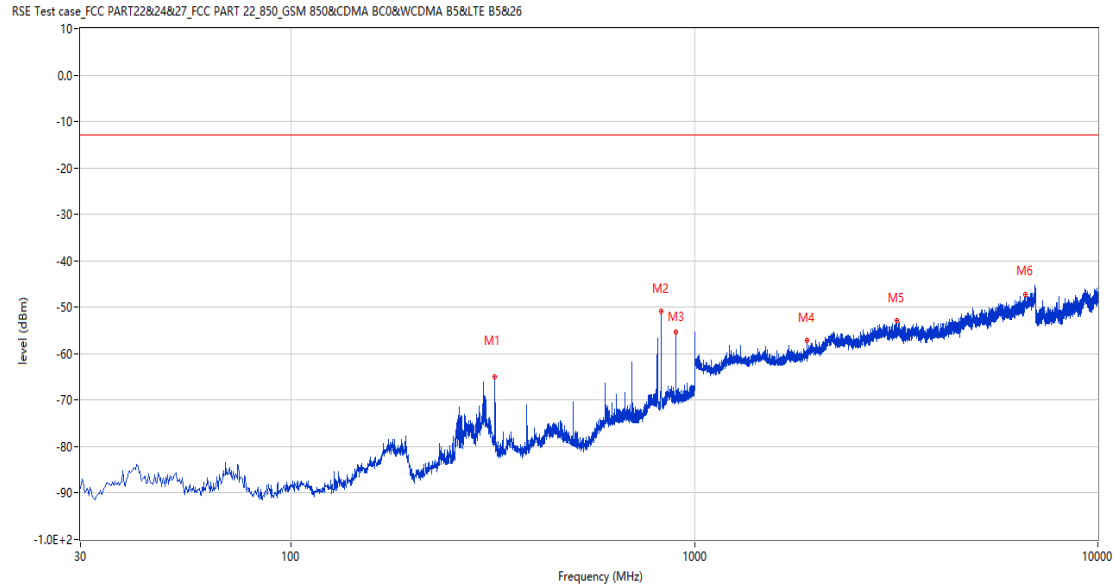


Frequency (MHz)	Result (dBm)	Factor (dB)	PK Limit (dBm)	Over Limit (dB)	Table (o)	ANT	EUT	Verdict
191.990	-67.67	-15.90	-13.0	-54.67	350.00	Vertical	Horizontal	Pass
639.887	-62.58	-3.43	-13.0	-49.58	35.00	Vertical	Horizontal	Pass
1300.500	-54.56	-6.70	-13.0	-41.56	163.00	Vertical	Horizontal	Pass
1906.500	-55.72	-5.37	-13.0	-42.72	171.00	Vertical	Horizontal	N/A
5713.000	-47.80	5.41	-13.0	-34.80	0.00	Vertical	Horizontal	Pass
14071.312	-44.59	11.86	-13.0	-31.59	316.00	Vertical	Horizontal	Pass

2 WCDMA Band 5

2.1 WCDMA Band 5 Low Channel

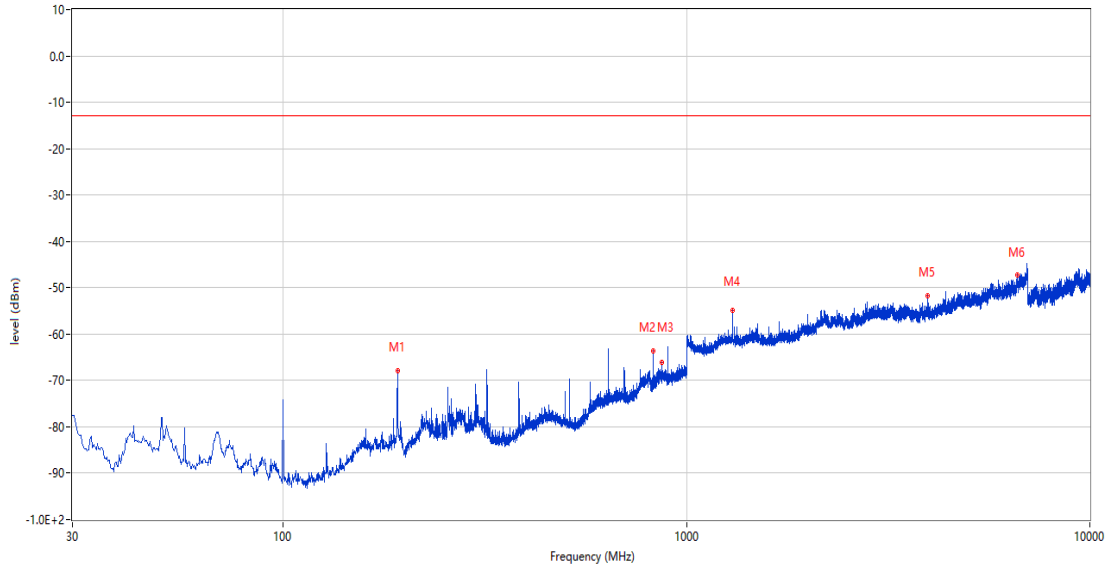
RSE-H&H WCDMA Band 5 CH4132



Frequency (MHz)	Result (dBm)	Factor (dB)	PK Limit (dBm)	Over Limit (dB)	Table (o)	ANT	EUT	Verdict
320.030	-64.94	-13.57	-13.0	-51.94	294.00	Horizontal	Horizontal	Pass
825.642	-50.84	0.65	-13.0	-37.84	30.00	Horizontal	Horizontal	N/A
900.090	-55.42	1.63	-13.0	-42.42	148.00	Horizontal	Horizontal	Pass
1900.500	-57.14	-5.85	-13.0	-44.14	108.00	Horizontal	Horizontal	Pass
3166.000	-52.90	1.64	-13.0	-39.90	54.00	Horizontal	Horizontal	Pass
6622.000	-47.14	7.56	-13.0	-34.14	198.00	Horizontal	Horizontal	Pass

RSE-V&H WCDMA Band 5 CH4132

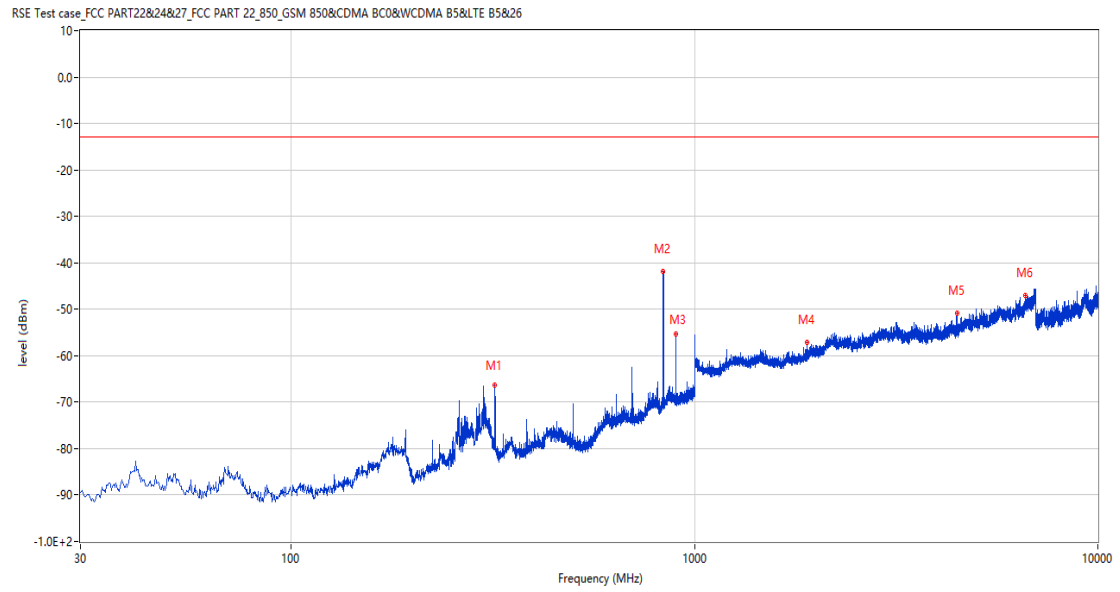
RSE Test case FCC PART22&24&27 FCC PART 22_850_GSM 850&CDMA BC0&WCDMA B5<E B5&26



Frequency (MHz)	Result (dBm)	Factor (dB)	PK Limit (dBm)	Over Limit (dB)	Table (o)	ANT	EUT	Verdict
191.990	-67.85	-15.82	-13.0	-54.85	332.00	Vertical	Horizontal	Pass
826.370	-63.57	0.66	-13.0	-50.57	226.00	Vertical	Horizontal	N/A
869.292	-66.05	1.75	-13.0	-53.05	248.00	Vertical	Horizontal	N/A
1300.500	-54.79	-6.69	-13.0	-41.79	167.00	Vertical	Horizontal	Pass
3959.000	-51.67	2.89	-13.0	-38.67	134.00	Vertical	Horizontal	Pass
6603.000	-47.20	7.66	-13.0	-34.20	42.00	Vertical	Horizontal	Pass

2.2 WCDMA Band 5 Middle Channel

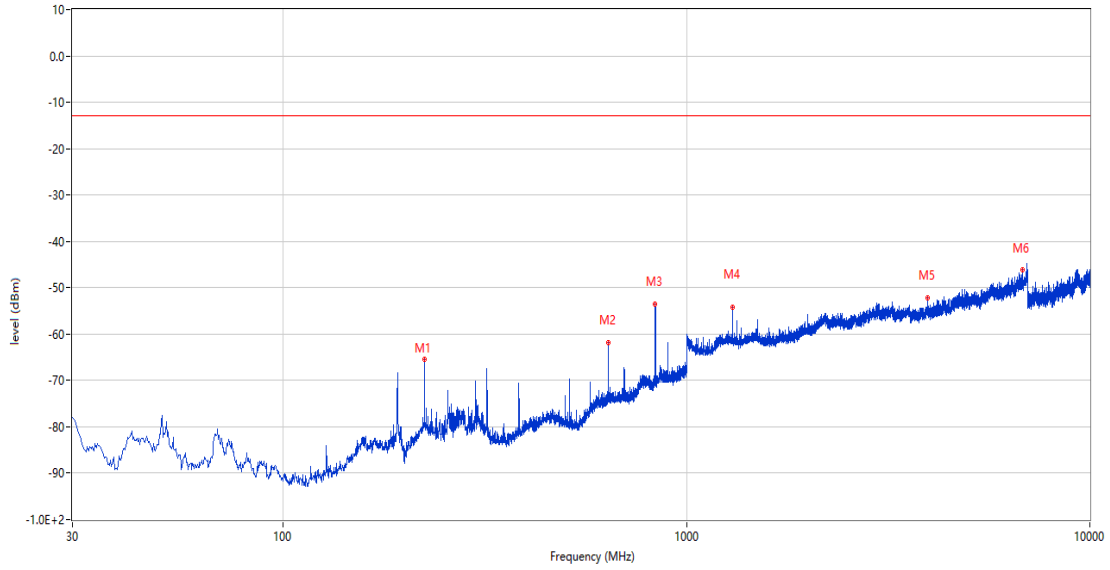
RSE-H&H WCDMA Band 5 CH4182



Frequency (MHz)	Result (dBm)	Factor (dB)	PK Limit (dBm)	Over Limit (dB)	Table (o)	ANT	EUT	Verdict
320.030	-66.22	-13.57	-13.0	-53.22	295.00	Horizontal	Horizontal	Pass
836.555	-41.84	0.93	-13.0	-28.84	28.00	Horizontal	Horizontal	N/A
900.090	-55.27	1.63	-13.0	-42.27	157.00	Horizontal	Horizontal	Pass
1900.500	-57.20	-5.85	-13.0	-44.20	83.00	Horizontal	Horizontal	Pass
4469.000	-50.88	3.57	-13.0	-37.88	314.00	Horizontal	Horizontal	Pass
6616.000	-46.99	7.88	-13.0	-33.99	293.00	Horizontal	Horizontal	Pass

RSE-V&H WCDMA Band 5 CH4182

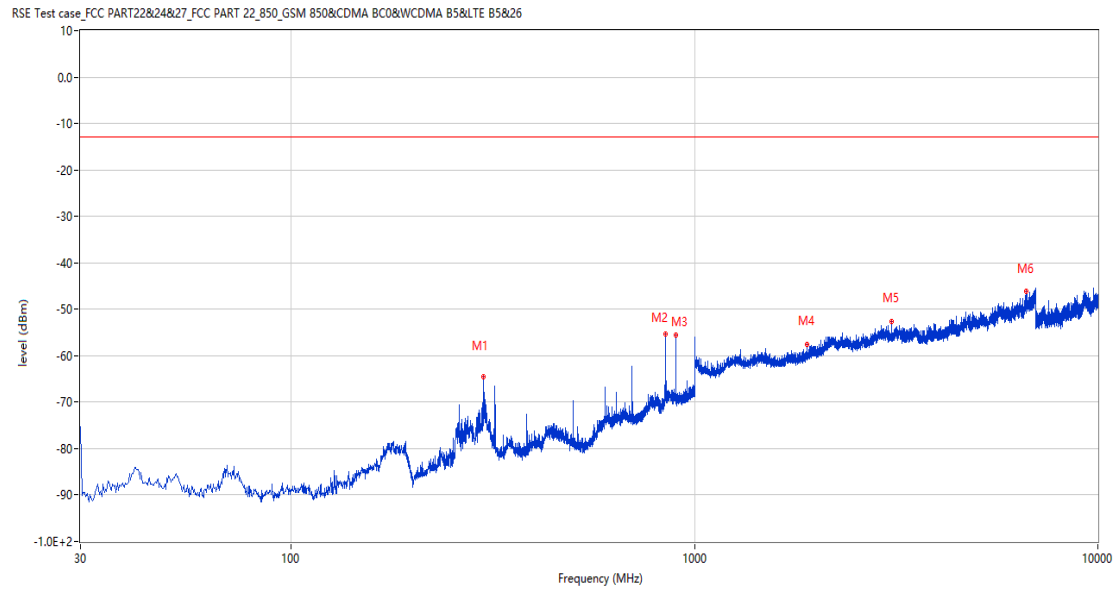
RSE Test case_FCC PART22&24&27_FCC PART 22_850_GSM 850&CDMA BC0&WCDMA B5<E B5&26



Frequency (MHz)	Result (dBm)	Factor (dB)	PK Limit (dBm)	Over Limit (dB)	Table (o)	ANT	EUT	Verdict
224.000	-65.49	-15.09		-52.49	0.00	Vertical	Horizontal	Pass
640.130	-61.91	-3.42	-13.0	-48.91	351.00	Vertical	Horizontal	Pass
836.555	-53.60	0.93	-13.0	-40.60	43.00	Vertical	Horizontal	N/A
1300.500	-54.30	-6.69	-13.0	-41.30	148.00	Vertical	Horizontal	Pass
3953.000	-52.20	3.04	-13.0	-39.20	116.00	Vertical	Horizontal	Pass
6815.000	-46.16	8.11	-13.0	-33.16	312.00	Vertical	Horizontal	Pass

2.3 WCDMA Band 5 High Channel

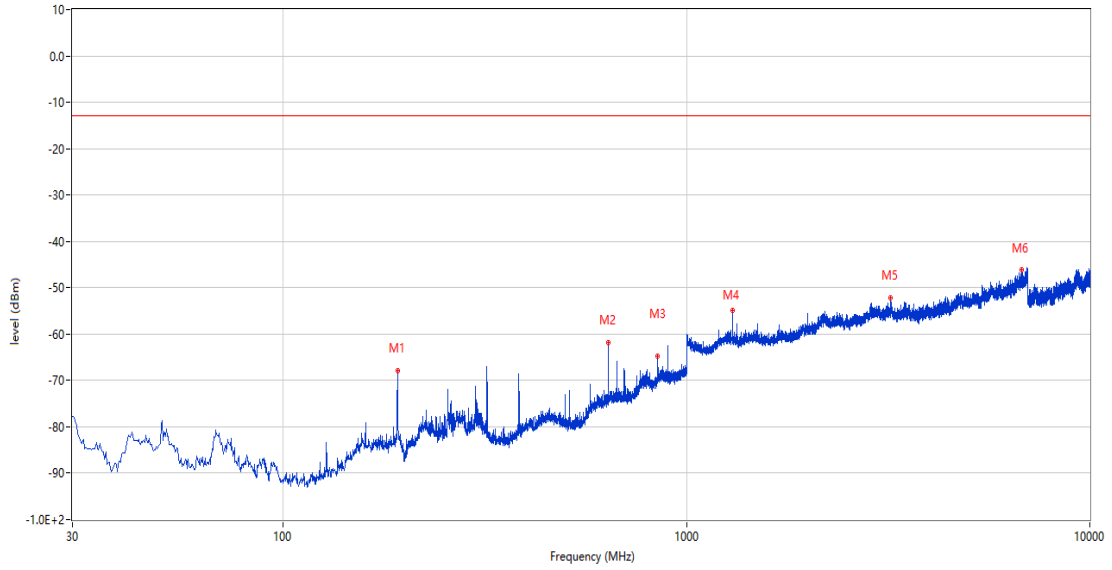
RSE-H&H WCDMA Band 5 CH4233



Frequency (MHz)	Result (dBm)	Factor (dB)	PK Limit (dBm)	Over Limit (dB)	Table (o)	ANT	EUT	Verdict
299.902	-64.52	-12.95	-13.0	-51.52	159.00	Horizontal	Horizontal	Pass
846.497	-55.28	1.43	-13.0	-42.28	43.00	Horizontal	Horizontal	N/A
900.090	-55.48	1.63	-13.0	-42.48	151.00	Horizontal	Horizontal	Pass
1900.500	-57.51	-5.85	-13.0	-44.51	127.00	Horizontal	Horizontal	Pass
3083.000	-52.58	0.56	-13.0	-39.58	317.00	Horizontal	Horizontal	Pass
6628.000	-46.08	7.40	-13.0	-33.08	97.00	Horizontal	Horizontal	Pass

RSE-V&H WCDMA Band 5 CH4233

RSE Test case_FCC PART22&24&27_FCC PART 22_850_GSM 850&CDMA BC0&WCDMA B5<E B5&26

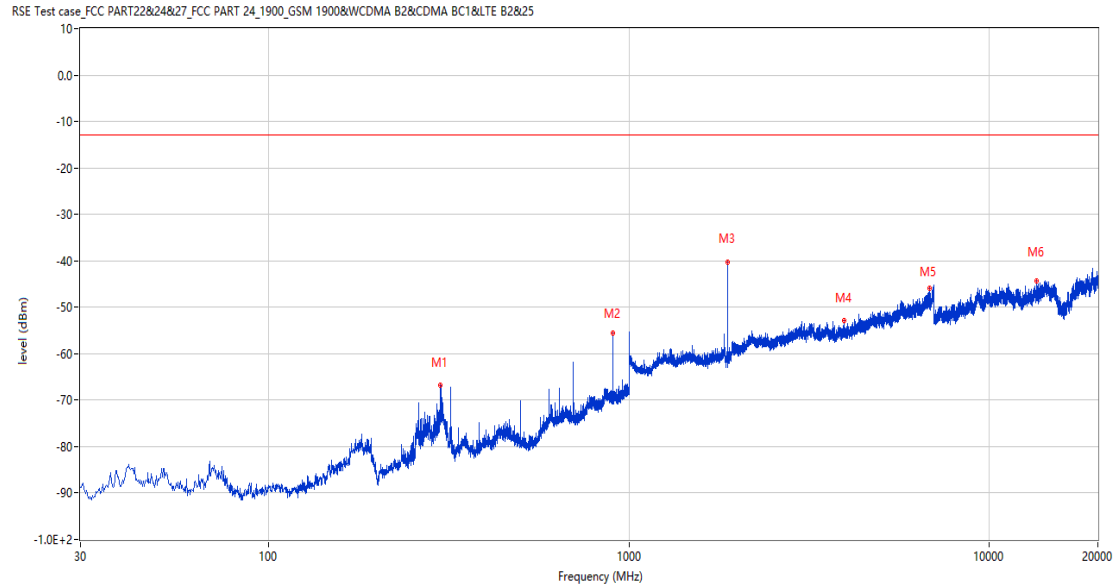


Frequency (MHz)	Result (dBm)	Factor (dB)	PK Limit (dBm)	Over Limit (dB)	Table (o)	ANT	EUT	Verdict
191.990	-67.98	-15.82	-13.0	-54.98	0.00	Vertical	Horizontal	Pass
640.130	-61.84	-3.42	-13.0	-48.84	200.00	Vertical	Horizontal	Pass
846.740	-64.65	1.45	-13.0	-51.65	342.00	Vertical	Horizontal	N/A
1300.500	-54.83	-6.69	-13.0	-41.83	166.00	Vertical	Horizontal	Pass
3209.000	-52.17	2.01	-13.0	-39.17	316.00	Vertical	Horizontal	Pass
6760.000	-46.18	7.37	-13.0	-33.18	125.00	Vertical	Horizontal	Pass

3 LTE Band 2

3.1 LTE Band2 BW1.4, Middle Channel

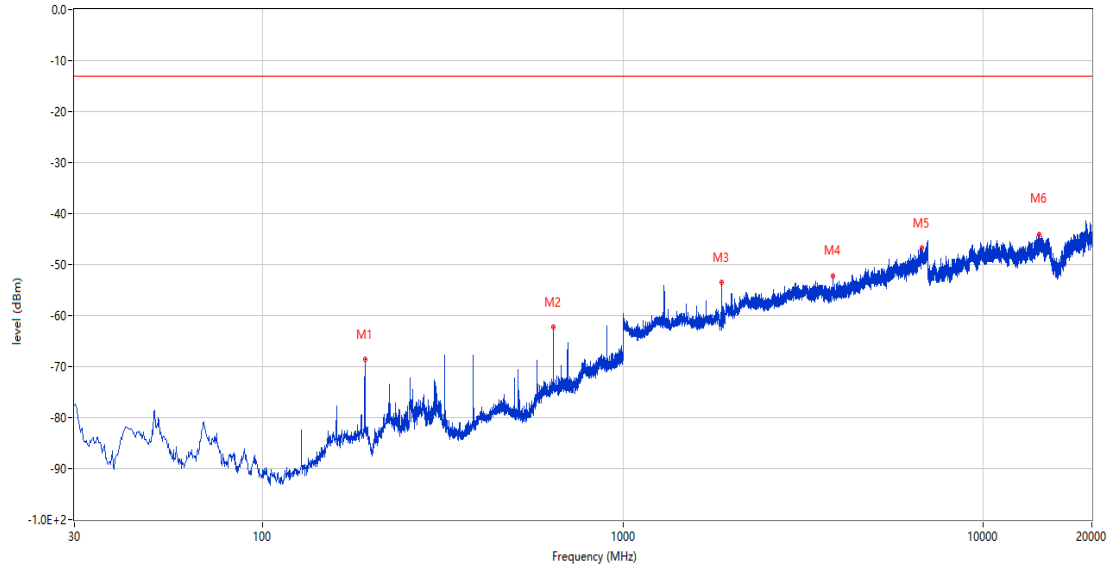
RSE-H&H LTE Band2 BW1.4 CH18900



Frequency (MHz)	Result (dBm)	Factor (dB)	PK Limit (dBm)	Over Limit (dB)	Table (o)	ANT	EUT	Verdict
299.902	-66.74	-13.02	-13.0	-53.74	326.00	Horizontal	Horizontal	Pass
900.090	-55.48	1.43	-13.0	-42.48	220.00	Horizontal	Horizontal	Pass
1880.000	-40.31	-5.79	-13.0	-27.31	233.00	Horizontal	Horizontal	N/A
3944.000	-52.97	2.55	-13.0	-39.97	29.00	Horizontal	Horizontal	Pass
6809.000	-45.87	7.78	-13.0	-32.87	305.00	Horizontal	Horizontal	Pass
13496.750	-44.35	11.47	-13.0	-31.35	293.00	Horizontal	Horizontal	Pass

RSE-V&H LTE Band2 BW1.4 CH18900

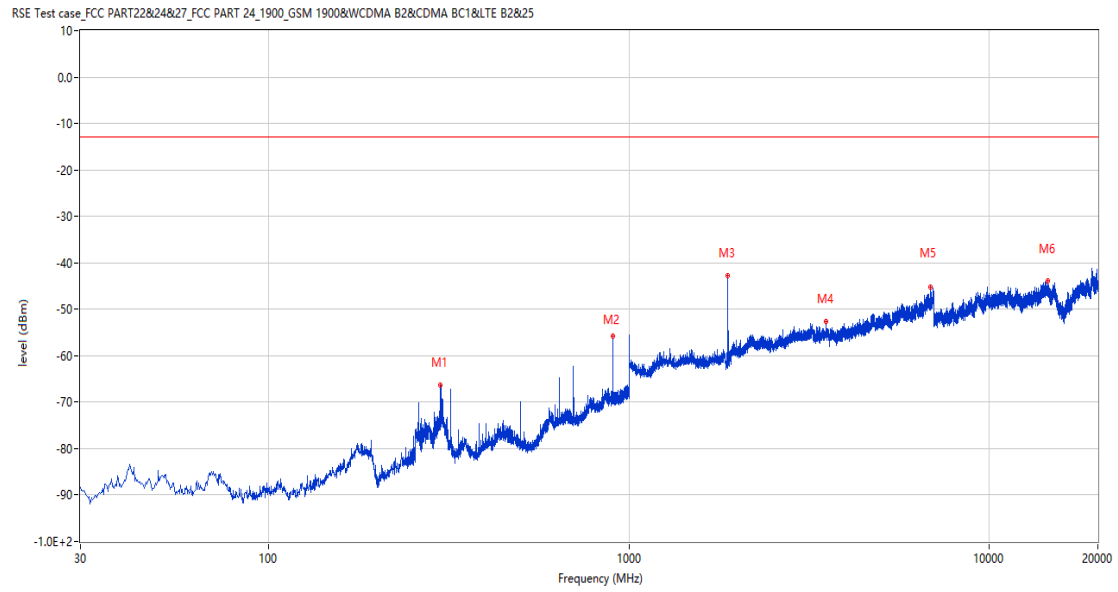
RSE Test case_FCC PART22&24&27_FCC PART 24_1900_GSM 1900&WCDMA B2&CDMA BC1<E B2&25



Frequency (MHz)	Result (dBm)	Factor (dB)	PK Limit (dBm)	Over Limit (dB)	Table (o)	ANT	EUT	Verdict
191.990	-68.67	-15.90	-13.0	-55.67	347.00	Vertical	Horizontal	Pass
639.887	-62.29	-3.43	-13.0	-49.29	182.00	Vertical	Horizontal	Pass
1880.000	-53.54	-5.79	-13.0	-40.54	187.00	Vertical	Horizontal	N/A
3831.000	-52.17	2.81	-13.0	-39.17	174.00	Vertical	Horizontal	Pass
6746.000	-46.80	8.02	-13.0	-33.80	360.00	Vertical	Horizontal	Pass
14317.813	-44.08	12.10	-13.0	-31.08	39.00	Vertical	Horizontal	Pass

3.2 LTE Band2 BW3, Middle Channel

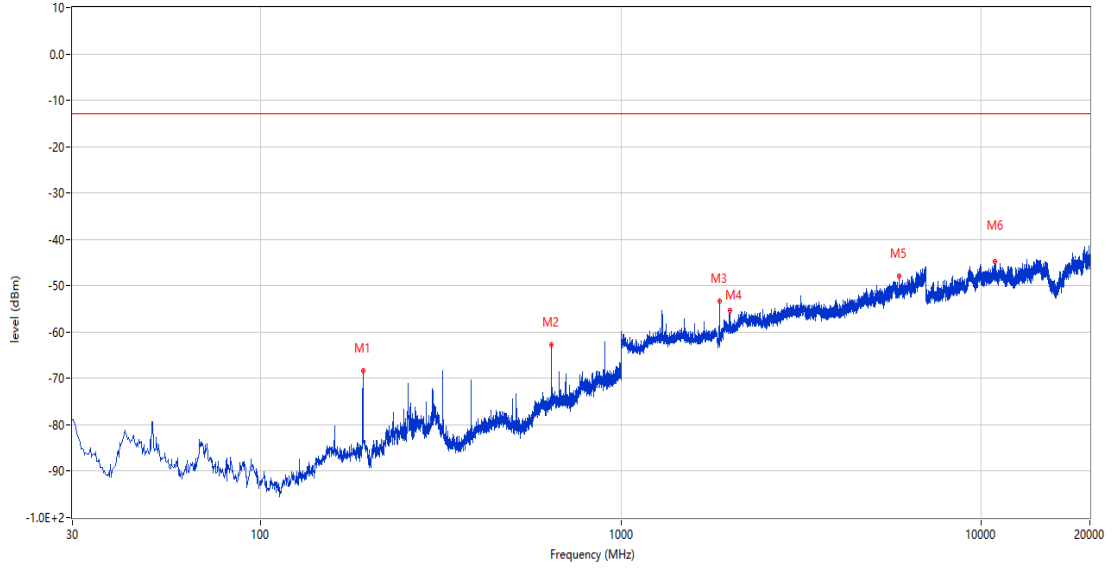
RSE-H&H LTE Band2 BW3 CH18900



Frequency (MHz)	Result (dBm)	Factor (dB)	PK Limit (dBm)	Over Limit (dB)	Table (o)	ANT	EUT	Verdict
299.902	-66.35	-13.02	-13.0	-53.35	175.00	Horizontal	Horizontal	Pass
900.090	-55.84	1.43	-13.0	-42.84	230.00	Horizontal	Horizontal	Pass
1879.500	-42.76	-5.80	-13.0	-29.76	219.00	Horizontal	Horizontal	N/A
3516.000	-52.74	2.33	-13.0	-39.74	255.00	Horizontal	Horizontal	Pass
6867.000	-45.17	7.89	-13.0	-32.17	163.00	Horizontal	Horizontal	Pass
14506.313	-43.79	11.49	-13.0	-30.79	167.00	Horizontal	Horizontal	Pass

RSE-V&H LTE Band2 BW3 CH18900

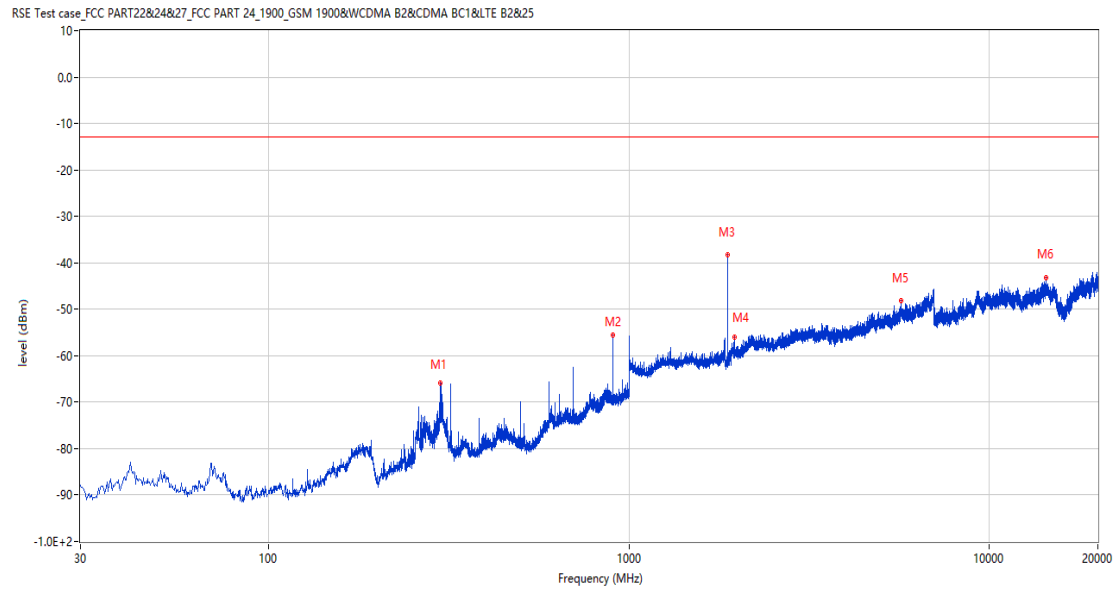
RSE Test case_FCC PART22&24&27_FCC PART 24_1900_GSM 1900&WCDMA B2&CDMA BC1<E B2&25



Frequency (MHz)	Result (dBm)	Factor (dB)	PK Limit (dBm)	Over Limit (dB)	Table (o)	ANT	EUT	Verdict
191.990	-68.43	-15.90	-13.0	-55.43	9.00	Vertical	Horizontal	Pass
639.887	-62.72	-3.43	-13.0	-49.72	9.00	Vertical	Horizontal	Pass
1879.500	-53.40	-5.80	-13.0	-40.40	190.00	Vertical	Horizontal	N/A
2000.500	-55.37	-4.94	-13.0	-42.37	190.00	Vertical	Horizontal	Pass
5900.000	-47.93	5.15	-13.0	-34.93	230.00	Vertical	Horizontal	Pass
10884.125	-44.79	11.75	-13.0	-31.79	350.00	Vertical	Horizontal	Pass

3.3 LTE Band2 BW5, Middle Channel

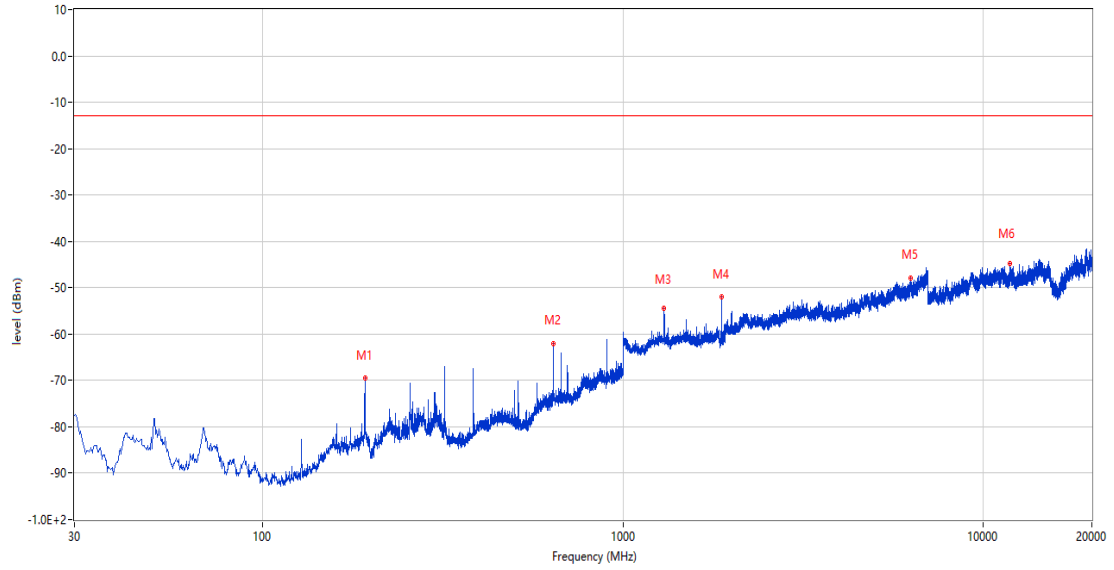
RSE-H&H LTE Band2 BW5 CH18900



Frequency (MHz)	Result (dBm)	Factor (dB)	PK Limit (dBm)	Over Limit (dB)	Table (o)	ANT	EUT	Verdict
299.902	-65.84	-13.02	-13.0	-52.84	156.00	Horizontal	Horizontal	Pass
900.090	-55.45	1.43	-13.0	-42.45	229.00	Horizontal	Horizontal	Pass
1878.500	-38.27	-5.81	-13.0	-25.27	221.00	Horizontal	Horizontal	N/A
1962.000	-55.90	-5.20	-13.0	-42.90	151.00	Horizontal	Horizontal	Pass
5680.000	-48.13	5.97	-13.0	-35.13	123.00	Horizontal	Horizontal	Pass
14392.125	-43.26	12.50	-13.0	-30.26	296.00	Horizontal	Horizontal	Pass

RSE-V&H LTE Band2 BW5 CH18900

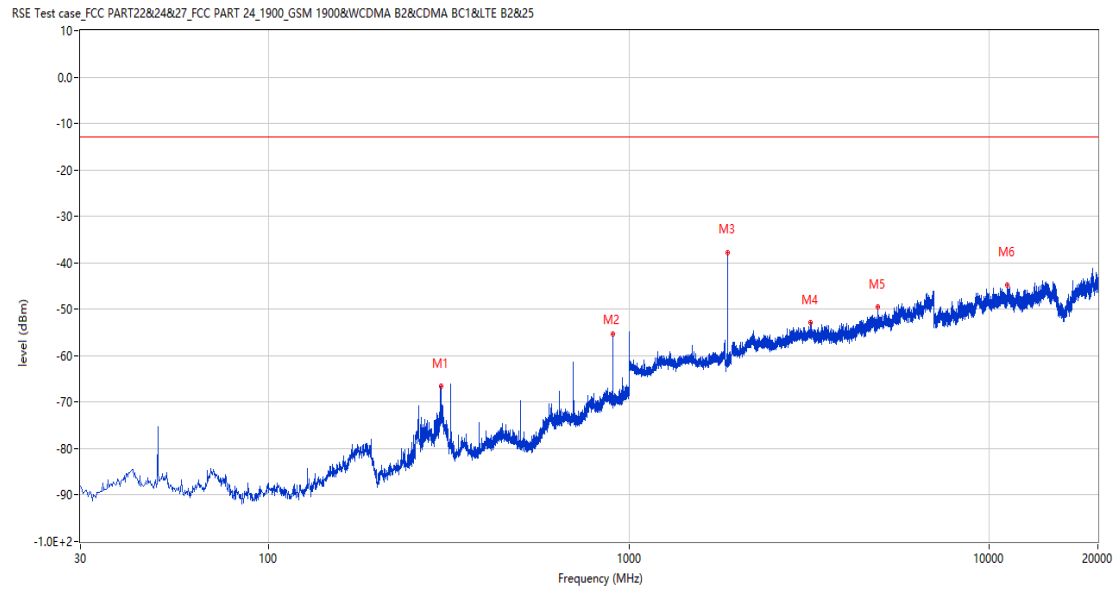
RSE Test case_FCC PART22&24&27_FCC PART 24_1900_GSM 1900&WCDMA B2&CDMA BC1<E B2&25



Frequency (MHz)	Result (dBm)	Factor (dB)	PK Limit (dBm)	Over Limit (dB)	Table (o)	ANT	EUT	Verdict
191.990	-69.51	-15.90	-13.0	-56.51	0.00	Vertical	Horizontal	Pass
640.130	-61.98	-3.42	-13.0	-48.98	21.00	Vertical	Horizontal	Pass
1300.500	-54.33	-6.70	-13.0	-41.33	184.00	Vertical	Horizontal	Pass
1878.500	-51.93	-5.81	-13.0	-38.93	192.00	Vertical	Horizontal	N/A
6292.000	-48.00	6.70	-13.0	-35.00	7.00	Vertical	Horizontal	Pass
11819.938	-44.81	12.03	-13.0	-31.81	122.00	Vertical	Horizontal	Pass

3.4 LTE Band2 BW10, Middle Channel

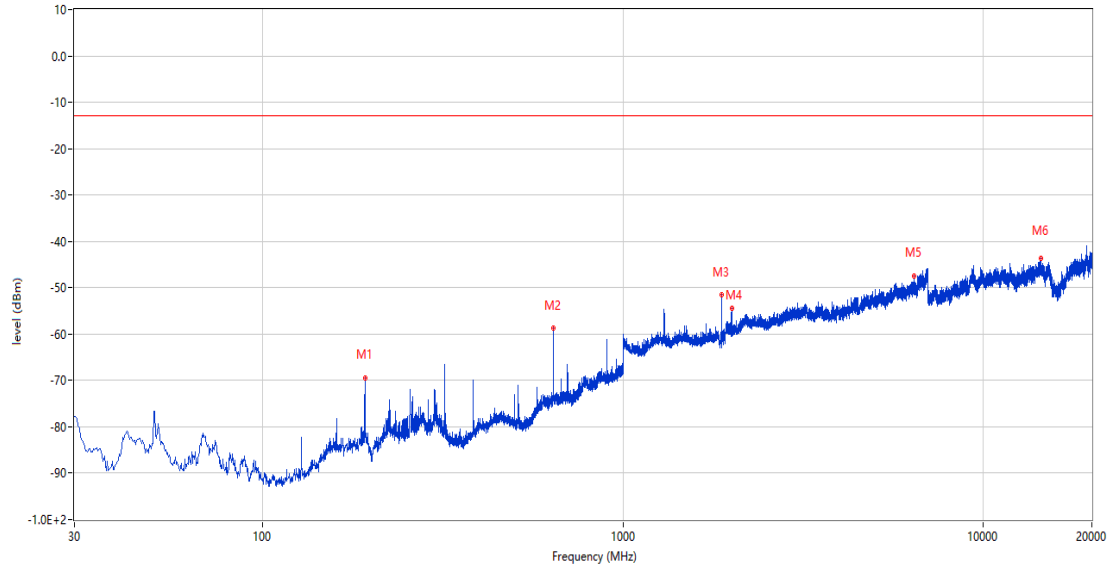
RSE-H&H LTE Band2 BW10 CH18900



Frequency (MHz)	Result (dBm)	Factor (dB)	PK Limit (dBm)	Over Limit (dB)	Table (o)	ANT	EUT	Verdict
300.145	-66.59	-13.01	-13.0	-53.59	169.00	Horizontal	Horizontal	Pass
900.090	-55.29	1.43	-13.0	-42.29	219.00	Horizontal	Horizontal	Pass
1876.000	-37.72	-5.84	-13.0	-24.72	227.00	Horizontal	Horizontal	N/A
3185.000	-52.92	0.93	-13.0	-39.92	68.00	Horizontal	Horizontal	Pass
4912.000	-49.50	4.65	-13.0	-36.50	328.00	Horizontal	Horizontal	Pass
11232.000	-44.79	11.56	-13.0	-31.79	361.00	Horizontal	Horizontal	Pass

RSE-V&H LTE Band2 BW10 CH18900

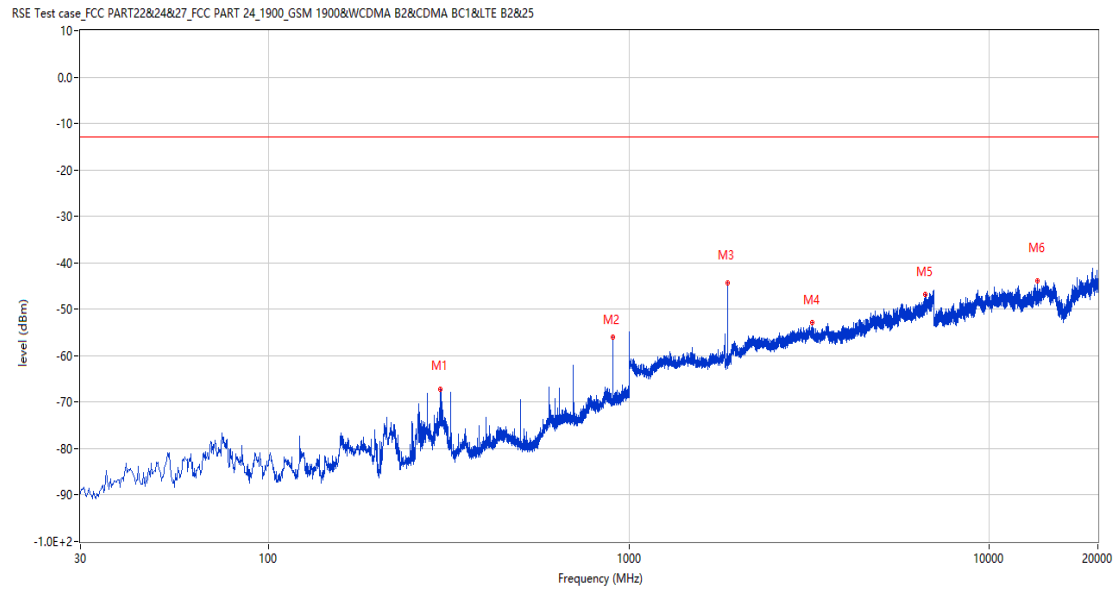
RSE Test case_FCC PART22&24&27_FCC PART 24_1900_GSM 1900&WCDMA B2&CDMA BC1<E B2&25



Frequency (MHz)	Result (dBm)	Factor (dB)	PK Limit (dBm)	Over Limit (dB)	Table (o)	ANT	EUT	Verdict
191.990	-69.38	-15.90	-13.0	-56.38	360.00	Vertical	Horizontal	Pass
639.887	-58.65	-3.43	-13.0	-45.65	0.00	Vertical	Horizontal	Pass
1876.000	-51.53	-5.84	-13.0	-38.53	175.00	Vertical	Horizontal	N/A
2000.500	-54.43	-4.94	-13.0	-41.43	175.00	Vertical	Horizontal	Pass
6405.000	-47.40	6.32	-13.0	-34.40	0.00	Vertical	Horizontal	Pass
14457.375	-43.73	12.44	-13.0	-30.73	86.00	Vertical	Horizontal	Pass

3.5 LTE Band2 BW15, Middle Channel

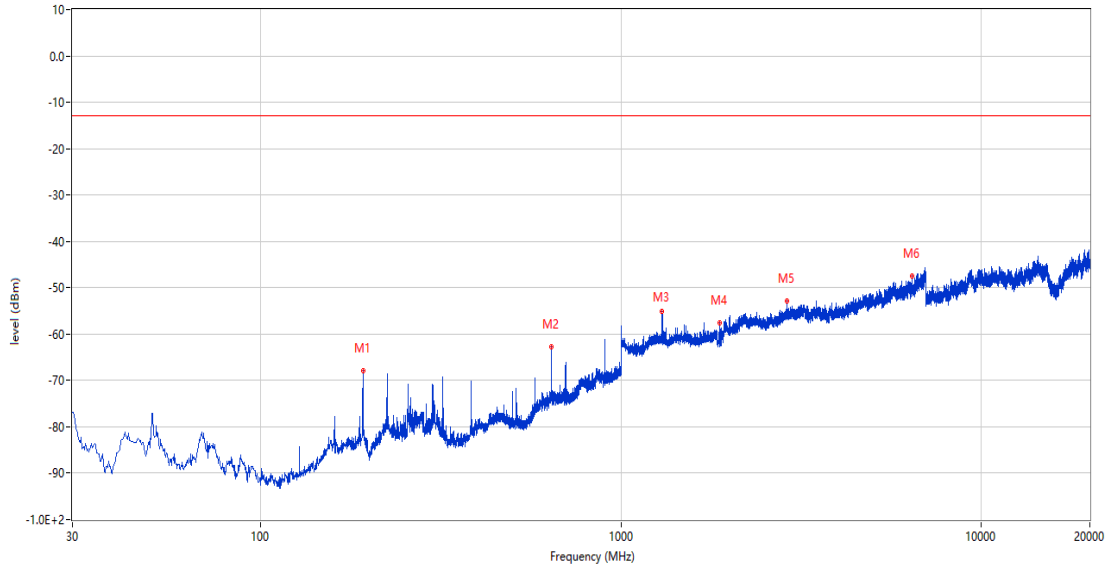
RSE-H&H LTE Band2 BW15 CH18900



Frequency (MHz)	Result (dBm)	Factor (dB)	PK Limit (dBm)	Over Limit (dB)	Table (o)	ANT	EUT	Verdict
299.902	-67.12	-13.02	-13.0	-54.12	153.00	Horizontal	Horizontal	Pass
900.090	-55.90	1.43	-13.0	-42.90	231.00	Horizontal	Horizontal	Pass
1874.000	-44.28	-5.86	-13.0	-31.28	219.00	Horizontal	Horizontal	N/A
3218.000	-52.83	2.64	-13.0	-39.83	211.00	Horizontal	Horizontal	Pass
6629.000	-46.85	7.39	-13.0	-33.85	360.00	Horizontal	Horizontal	Pass
13598.250	-43.98	11.54	-13.0	-30.98	240.00	Horizontal	Horizontal	Pass

RSE-V&H LTE Band2 BW15 CH18900

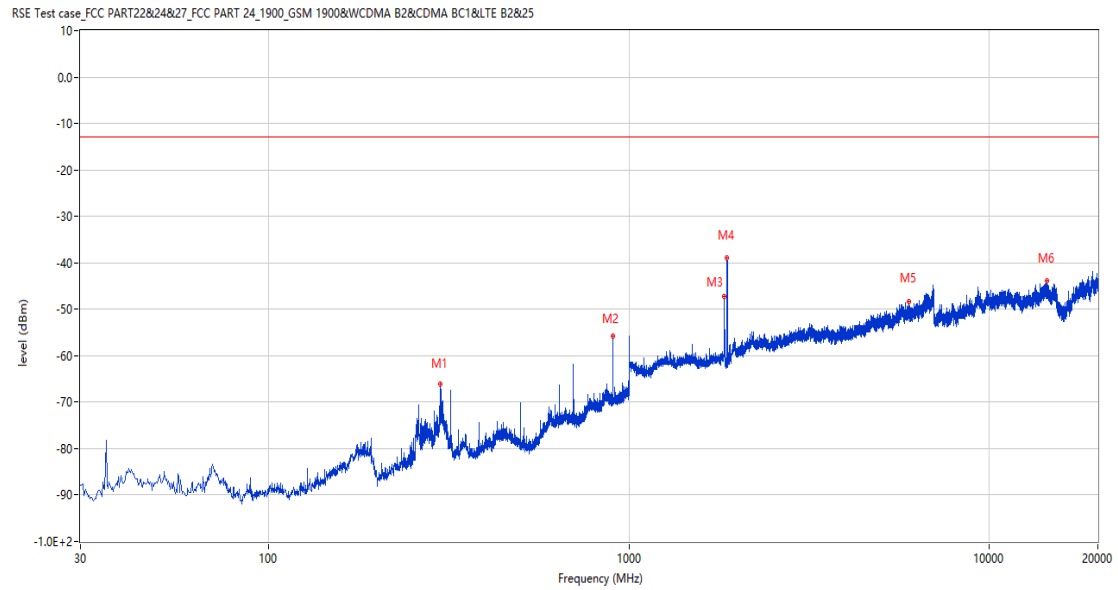
RSE Test case FCC PART22&24&27 FCC PART 24_1900_GSM 1900&WCDMA B2&CDMA BC1<E B2&25



Frequency (MHz)	Result (dBm)	Factor (dB)	PK Limit (dBm)	Over Limit (dB)	Table (o)	ANT	EUT	Verdict
191.990	-67.95	-15.90	-13.0	-54.95	0.00	Vertical	Horizontal	Pass
639.887	-62.82	-3.43	-13.0	-49.82	360.00	Vertical	Horizontal	Pass
1300.500	-55.09	-6.70	-13.0	-42.09	167.00	Vertical	Horizontal	Pass
1873.500	-57.55	-5.87	-13.0	-44.55	198.00	Vertical	Horizontal	Pass
2883.000	-52.94	0.05	-13.0	-39.94	0.00	Vertical	Horizontal	Pass
6438.000	-47.54	6.14	-13.0	-34.54	314.00	Vertical	Horizontal	Pass

3.6 LTE Band2 BW20, Middle Channel

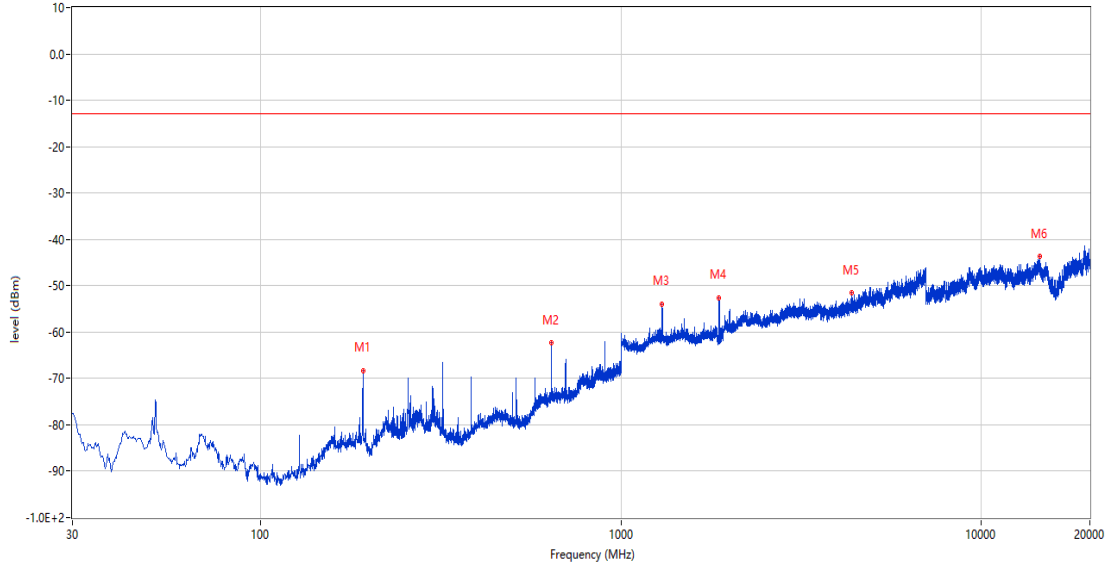
RSE-H&H LTE Band2 BW20 CH18900



Frequency (MHz)	Result (dBm)	Factor (dB)	PK Limit (dBm)	Over Limit (dB)	Table (o)	ANT	EUT	Verdict
299.902	-66.17	-13.02	-13.0	-53.17	159.00	Horizontal	Horizontal	Pass
900.090	-55.69	1.43	-13.0	-42.69	215.00	Horizontal	Horizontal	Pass
1836.000	-47.26	-6.20	-13.0	-34.26	235.00	Horizontal	Horizontal	Pass
1871.500	-38.91	-5.89	-13.0	-25.91	235.00	Horizontal	Horizontal	N/A
5975.000	-48.45	5.49	-13.0	-35.45	337.00	Horizontal	Horizontal	Pass
14435.625	-43.97	12.54	-13.0	-30.97	237.00	Horizontal	Horizontal	Pass

RSE-V&H LTE Band2 BW20 CH18900

RSE Test case FCC PART22&24&27 FCC PART 24_1900_GSM 1900&WCDMA B2&CDMA BC1<E B2&25

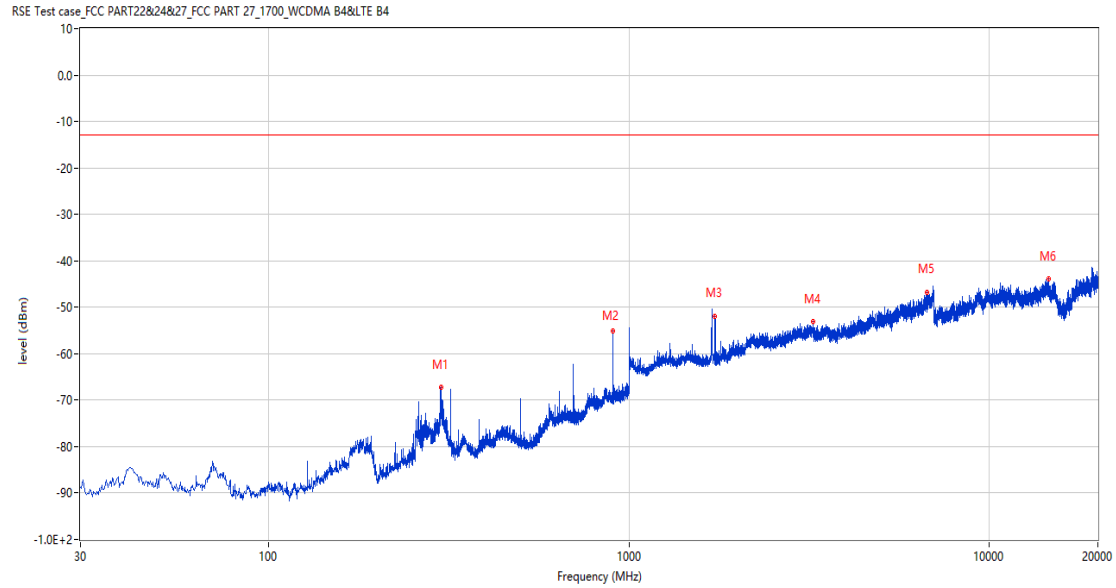


Frequency (MHz)	Result (dBm)	Factor (dB)	PK Limit (dBm)	Over Limit (dB)	Table (o)	ANT	EUT	Verdict
191.990	-68.26	-15.90	-13.0	-55.26	0.00	Vertical	Horizontal	Pass
640.130	-62.26	-3.42	-13.0	-49.26	185.00	Vertical	Horizontal	Pass
1300.500	-54.05	-6.70	-13.0	-41.05	156.00	Vertical	Horizontal	Pass
1871.500	-52.53	-5.89	-13.0	-39.53	178.00	Vertical	Horizontal	N/A
4368.000	-51.61	3.78	-13.0	-38.61	299.00	Vertical	Horizontal	Pass
14486.375	-43.62	11.87	-13.0	-30.62	96.00	Vertical	Horizontal	Pass

4 LTE Band 4

4.1 LTE Band4 BW1.4, Middle Channel

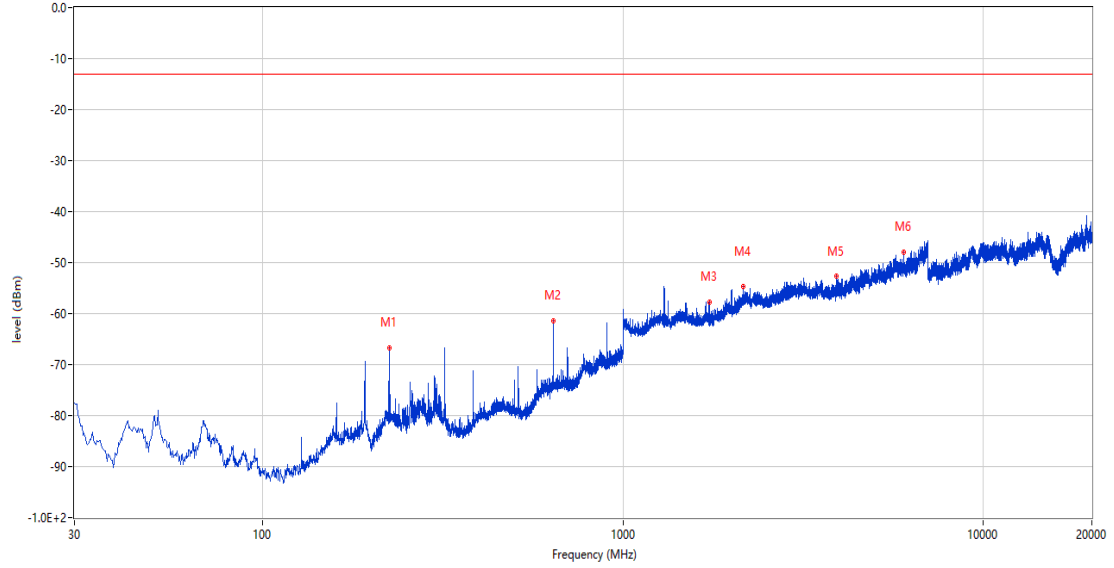
RSE-H&H LTE Band4 BW1.4 CH20175



Frequency (MHz)	Result (dBm)	Factor (dB)	PK Limit (dBm)	Over Limit (dB)	Table (o)	ANT	EUT	Verdict
300.145	-67.19	-13.12	-13.0	-54.19	132.00	Horizontal	Horizontal	Pass
900.090	-55.12	1.43	-13.0	-42.12	219.00	Horizontal	Horizontal	Pass
1732.500	-52.00	-5.68	-13.0	-39.00	210.00	Horizontal	Horizontal	N/A
3236.000	-52.98	1.83	-13.0	-39.98	0.00	Horizontal	Horizontal	Pass
6708.000	-46.71	7.07	-13.0	-33.71	88.00	Horizontal	Horizontal	Pass
14582.438	-43.79	11.55	-13.0	-30.79	19.00	Horizontal	Horizontal	Pass

RSE-V&H LTE Band4 BW1.4 CH20175

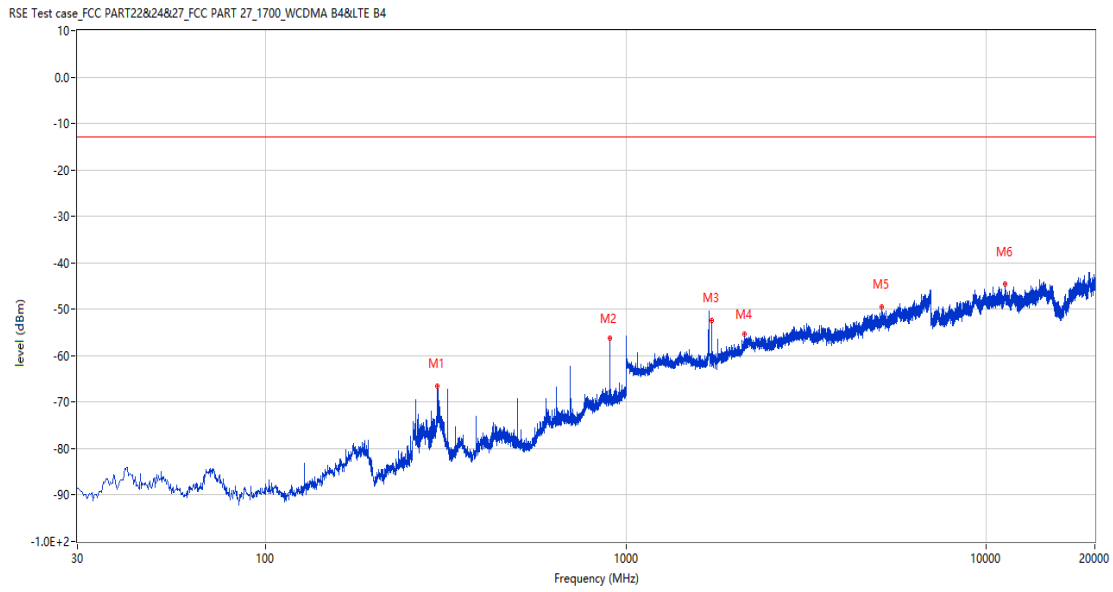
RSE Test case FCC PART22&24&27_FCC PART 27_1700_WCDMA B4<E B4



Frequency (MHz)	Result (dBm)	Factor (dB)	PK Limit (dBm)	Over Limit (dB)	Table (o)	ANT	EUT	Verdict
224.000	-66.67	-15.27	-13.0	-53.67	334.00	Vertical	Horizontal	Pass
639.887	-61.42	-3.32	-13.0	-48.42	24.00	Vertical	Horizontal	Pass
1733.000	-57.81	-5.68	-13.0	-44.81	201.00	Vertical	Horizontal	N/A
2158.000	-54.71	-3.19	-13.0	-41.71	129.00	Vertical	Horizontal	Pass
3900.000	-52.66	1.61	-13.0	-39.66	175.00	Vertical	Horizontal	Pass
6001.000	-47.94	5.77	-13.0	-34.94	82.00	Vertical	Horizontal	Pass

4.2 LTE Band4 BW3, Middle Channel

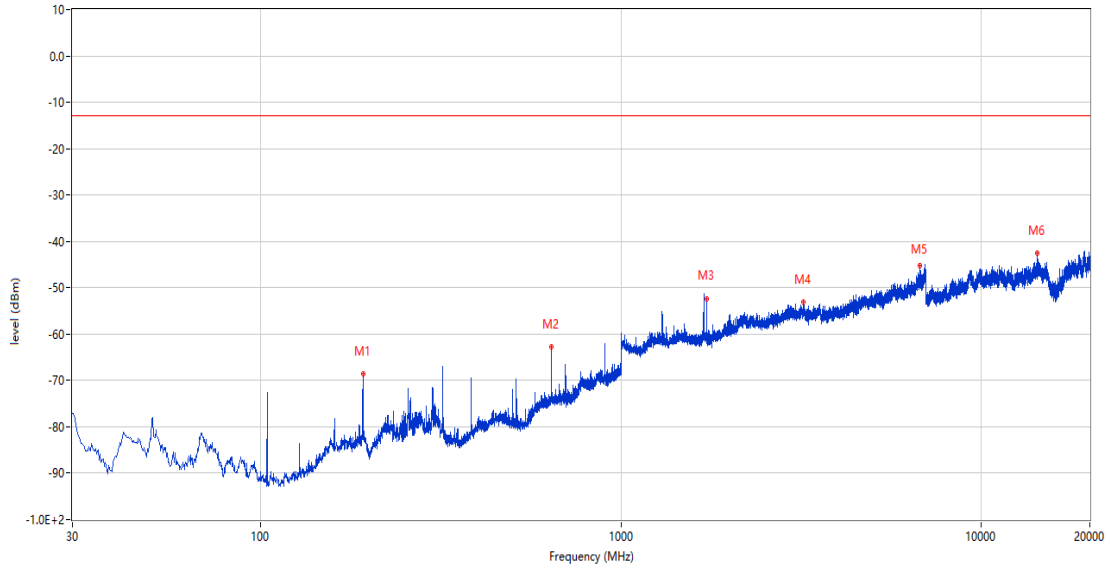
RSE-H&H LTE Band4 BW3 CH20175



Frequency (MHz)	Result (dBm)	Factor (dB)	PK Limit (dBm)	Over Limit (dB)	Table (o)	ANT	EUT	Verdict
299.902	-66.56	-13.12	-13.0	-53.56	141.00	Horizontal	Horizontal	Pass
900.090	-56.17	1.43	-13.0	-43.17	153.00	Horizontal	Horizontal	Pass
1732.000	-52.52	-5.67	-13.0	-39.52	211.00	Horizontal	Horizontal	N/A
2134.000	-55.34	-3.75	-13.0	-42.34	13.00	Horizontal	Horizontal	N/A
5131.000	-49.55	4.60	-13.0	-36.55	153.00	Horizontal	Horizontal	Pass
11299.562	-44.58	12.31	-13.0	-31.58	95.00	Horizontal	Horizontal	Pass

RSE-V&H LTE Band4 BW3 CH20175

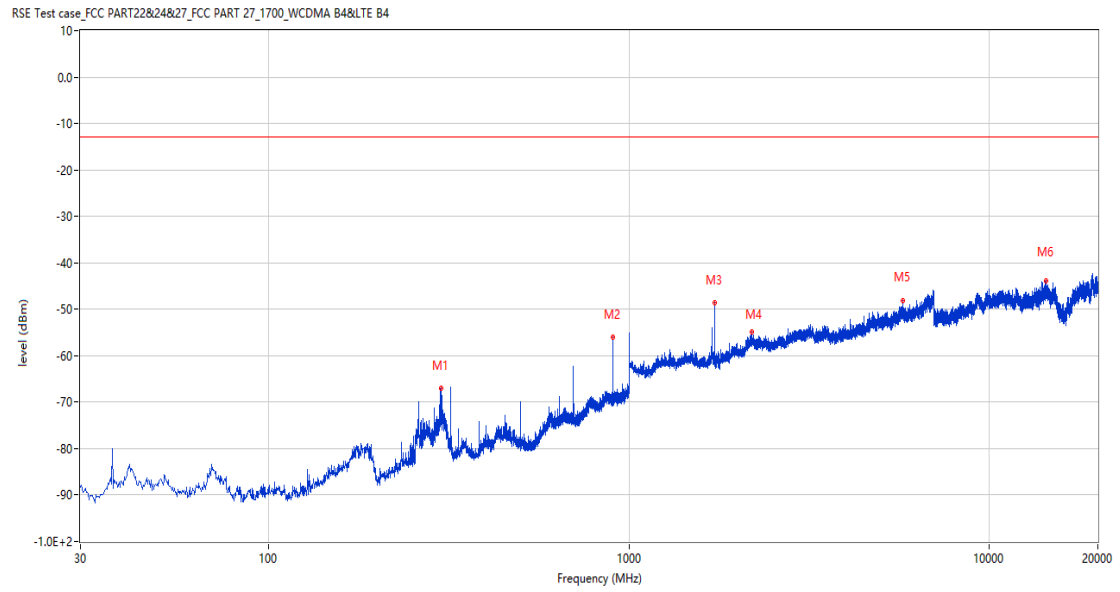
RSE Test case FCC PART22&24&27_FCC PART 27_1700_WCDMA B4<E B4



Frequency (MHz)	Result (dBm)	Factor (dB)	PK Limit (dBm)	Over Limit (dB)	Table (o)	ANT	EUT	Verdict
191.990	-68.60	-15.94	-13.0	-55.60	360.00	Vertical	Horizontal	Pass
640.130	-62.69	-3.30	-13.0	-49.69	353.00	Vertical	Horizontal	Pass
1732.000	-52.51	-5.67	-13.0	-39.51	252.00	Vertical	Horizontal	N/A
3209.000	-53.19	2.01	-13.0	-40.19	96.00	Vertical	Horizontal	Pass
6734.000	-45.13	7.88	-13.0	-32.13	25.00	Vertical	Horizontal	Pass
14319.625	-42.52	12.05	-13.0	-29.52	11.00	Vertical	Horizontal	Pass

4.3 LTE Band4 BW5, Middle Channel

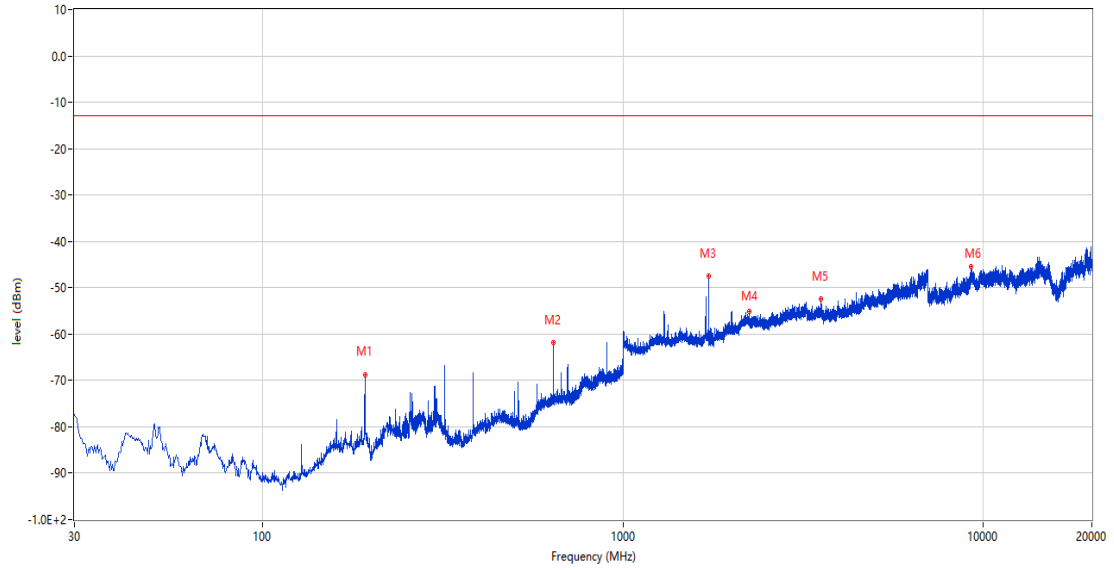
RSE-H&H LTE Band4 BW5 CH20175



Frequency (MHz)	Result (dBm)	Factor (dB)	PK Limit (dBm)	Over Limit (dB)	Table (o)	ANT	EUT	Verdict
300.145	-67.05	-13.12	-13.0	-54.05	157.00	Horizontal	Horizontal	Pass
900.090	-55.97	1.43	-13.0	-42.97	225.00	Horizontal	Horizontal	Pass
1731.000	-48.52	-5.66	-13.0	-35.52	294.00	Horizontal	Horizontal	Pass
2192.500	-54.94	-2.58	-13.0	-41.94	285.00	Horizontal	Horizontal	Pass
5750.000	-48.12	5.33	-13.0	-35.12	323.00	Horizontal	Horizontal	Pass
14341.375	-43.89	11.90	-13.0	-30.89	298.00	Horizontal	Horizontal	Pass

RSE-V&H LTE Band4 BW5 CH20175

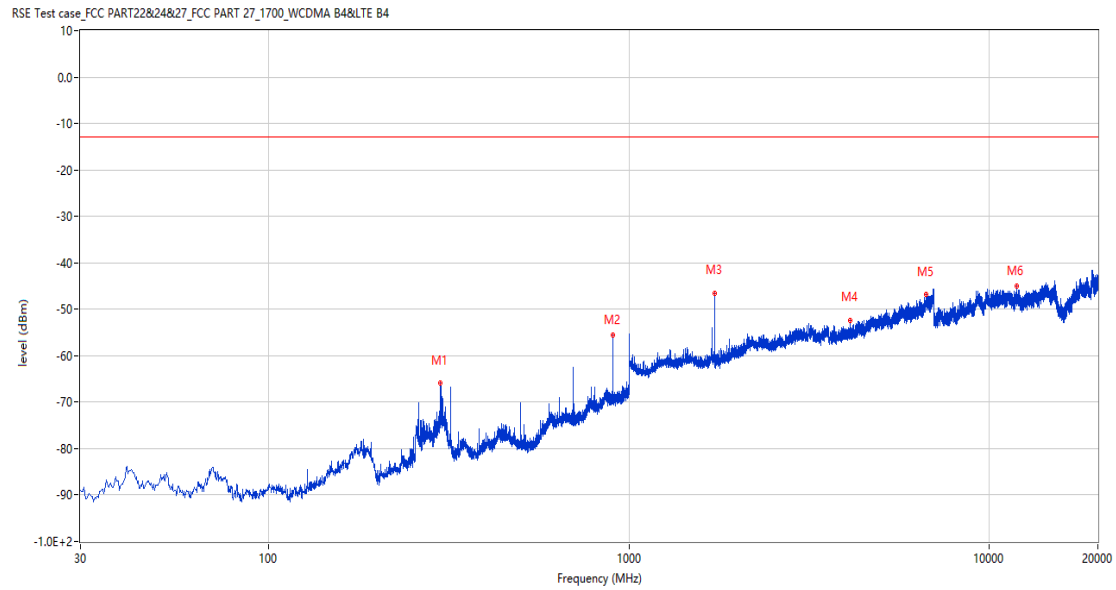
RSE Test case FCC PART22&24&27 FCC PART 27_1700_WCDMA B4<E B4



Frequency (MHz)	Result (dBm)	Factor (dB)	PK Limit (dBm)	Over Limit (dB)	Table (o)	ANT	EUT	Verdict
191.990	-68.69	-15.94	-13.0	-55.69	1.00	Vertical	Horizontal	Pass
639.887	-61.88	-3.32	-13.0	-48.88	1.00	Vertical	Horizontal	Pass
1731.000	-47.45	-5.66	-13.0	-34.45	259.00	Vertical	Horizontal	N/A
2242.500	-55.21	-2.99	-13.0	-42.21	0.00	Vertical	Horizontal	Pass
3536.000	-52.49	2.38	-13.0	-39.49	147.00	Vertical	Horizontal	Pass
9261.187	-45.47	11.14	-13.0	-32.47	360.00	Vertical	Horizontal	Pass

4.4 LTE Band4 BW10, Middle Channel

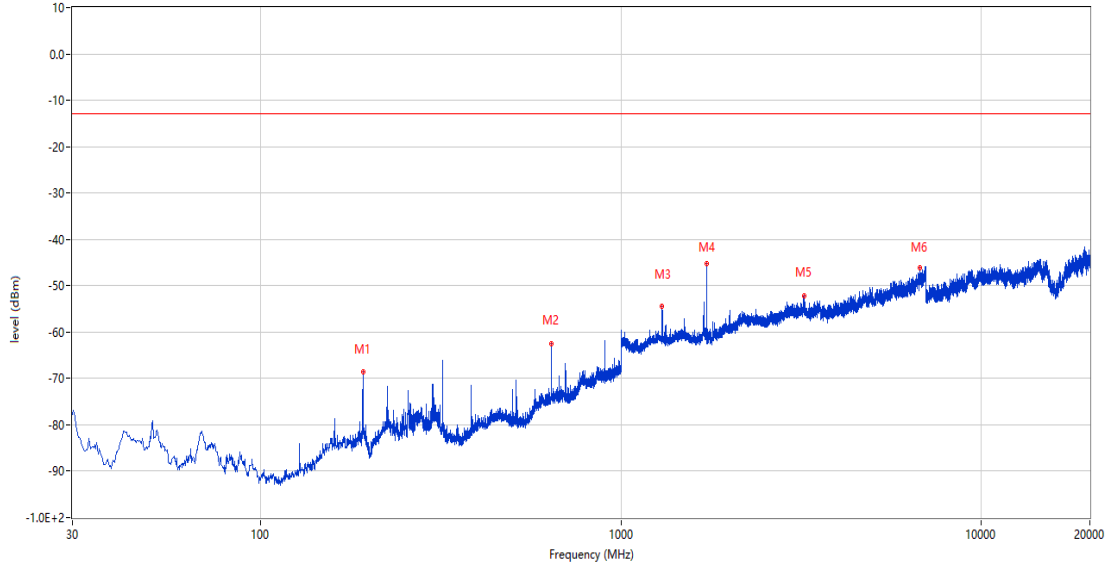
RSE-H&H LTE Band4 BW10 CH20175



Frequency (MHz)	Result (dBm)	Factor (dB)	PK Limit (dBm)	Over Limit (dB)	Table (o)	ANT	EUT	Verdict
299.902	-65.94	-13.12	-13.0	-52.94	153.00	Horizontal	Horizontal	Pass
900.090	-55.57	1.43	-13.0	-42.57	222.00	Horizontal	Horizontal	Pass
1728.500	-46.52	-5.64	-13.0	-33.52	292.00	Horizontal	Horizontal	N/A
4109.000	-52.33	1.71	-13.0	-39.33	332.00	Horizontal	Horizontal	Pass
6677.000	-46.85	7.91	-13.0	-33.85	89.00	Horizontal	Horizontal	Pass
11920.562	-45.10	12.79	-13.0	-32.10	75.00	Horizontal	Horizontal	Pass

RSE-V&H LTE Band4 BW10 CH20175

RSE Test case FCC PART22&24&27_FCC PART 27_1700_WCDMA B4<E B4

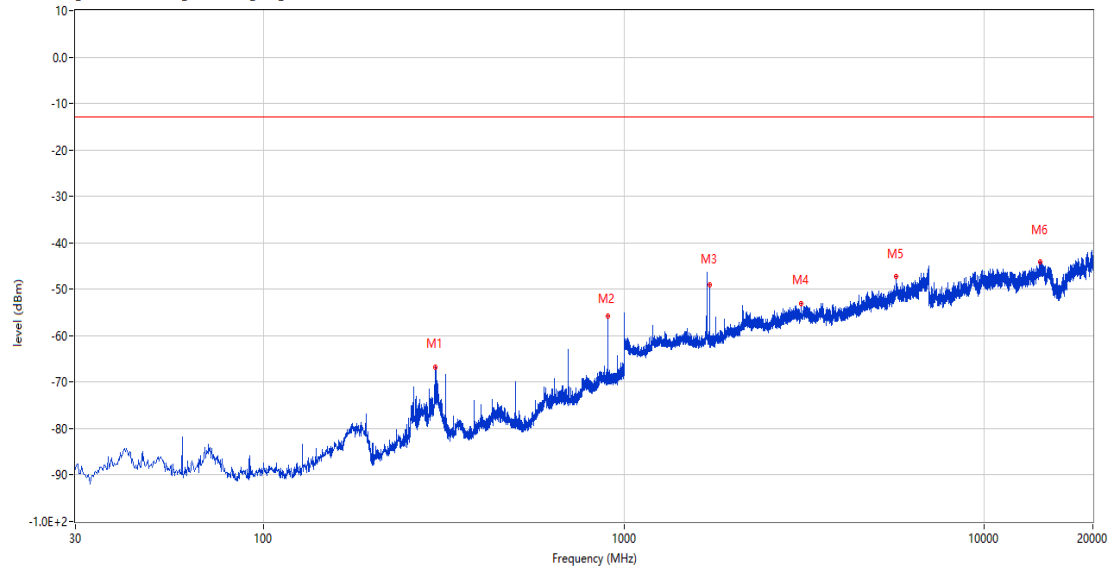


Frequency (MHz)	Result (dBm)	Factor (dB)	PK Limit (dBm)	Over Limit (dB)	Table (o)	ANT	EUT	Verdict
191.990	-68.67	-15.94	-13.0	-55.67	0.00	Vertical	Horizontal	Pass
640.130	-62.43	-3.30	-13.0	-49.43	359.00	Vertical	Horizontal	Pass
1300.500	-54.48	-6.49	-13.0	-41.48	160.00	Vertical	Horizontal	Pass
1728.500	-45.13	-5.64	-13.0	-32.13	249.00	Vertical	Horizontal	N/A
3225.000	-52.13	2.72	-13.0	-39.13	318.00	Vertical	Horizontal	Pass
6755.000	-46.20	7.58	-13.0	-33.20	205.00	Vertical	Horizontal	Pass

4.5 LTE Band4 BW15, Middle Channel

RSE-H&H LTE Band4 BW15 CH20175

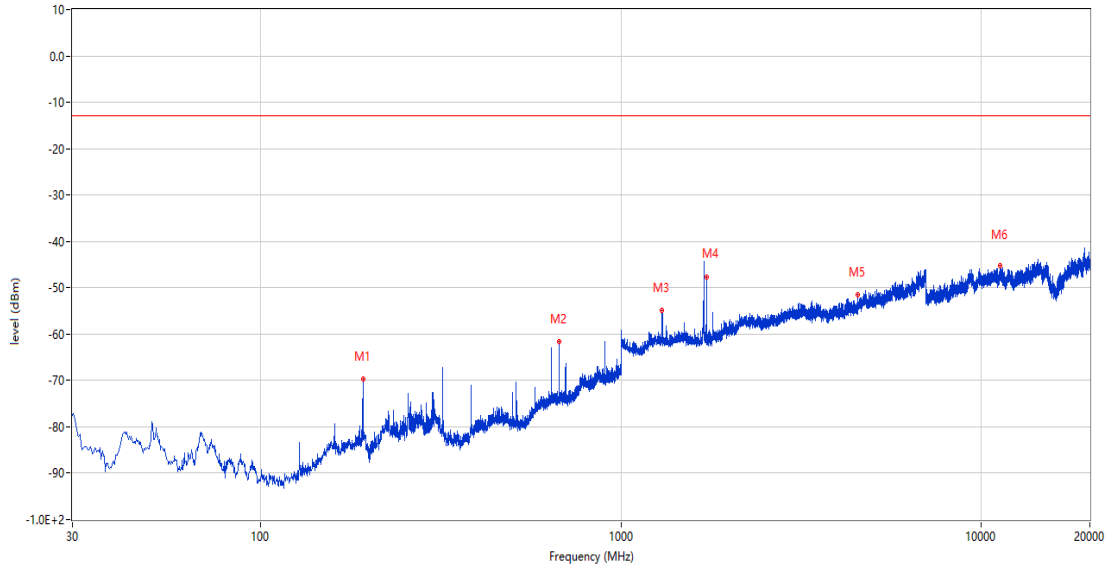
RSE Test case_FCC PART22&24&27_FCC PART 27_1700_WCDMA B4<E B4



Frequency (MHz)	Result (dBm)	Factor (dB)	PK Limit (dBm)	Over Limit (dB)	Table (o)	ANT	EUT	Verdict
299.902	-66.67	-13.12	-13.0	-53.67	150.00	Horizontal	Horizontal	Pass
900.090	-55.72	1.43	-13.0	-42.72	213.00	Horizontal	Horizontal	Pass
1726.500	-48.96	-5.63	-13.0	-35.96	303.00	Horizontal	Horizontal	N/A
3106.000	-53.00	1.08	-13.0	-40.00	347.00	Horizontal	Horizontal	Pass
5689.000	-47.30	5.89	-13.0	-34.30	112.00	Horizontal	Horizontal	Pass
14294.250	-44.09	12.53	-13.0	-31.09	185.00	Horizontal	Horizontal	Pass

RSE-V&H LTE Band4 BW15 CH20175

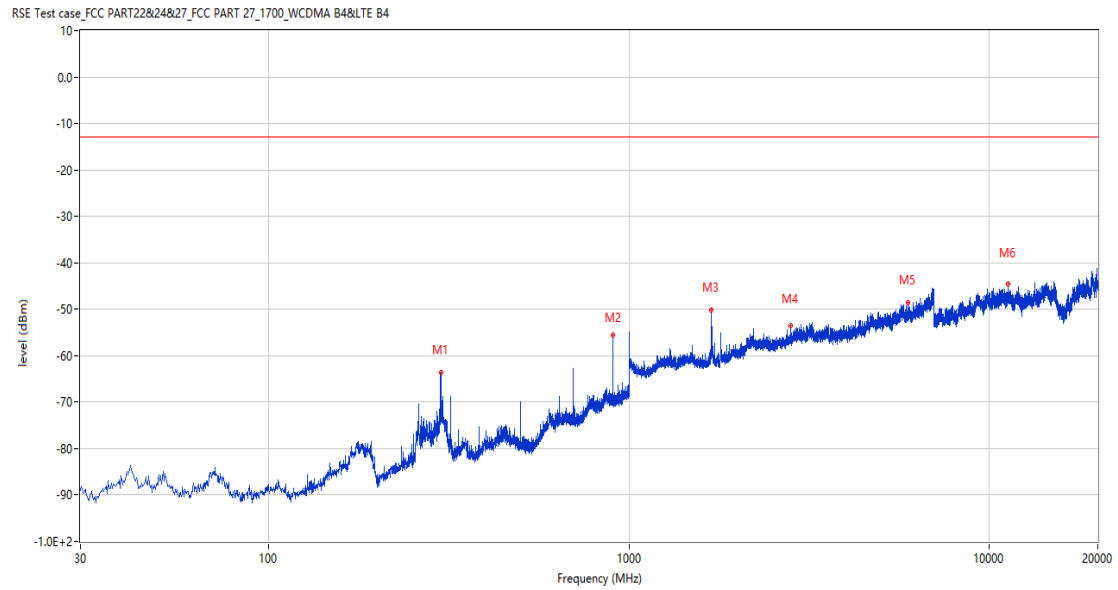
RSE Test case FCC PART22&24&27 FCC PART 27_1700_WCDMA B4<E B4



Frequency (MHz)	Result (dBm)	Factor (dB)	PK Limit (dBm)	Over Limit (dB)	Table (o)	ANT	EUT	Verdict
191.990	-69.72	-15.94	-13.0	-56.72	39.00	Vertical	Horizontal	Pass
671.898	-61.69	-3.30	-13.0	-48.69	39.00	Vertical	Horizontal	Pass
1300.500	-54.86	-6.49	-13.0	-41.86	164.00	Vertical	Horizontal	Pass
1726.500	-47.63	-5.63	-13.0	-34.63	262.00	Vertical	Horizontal	N/A
4549.000	-51.58	3.47	-13.0	-38.58	136.00	Vertical	Horizontal	Pass
11301.000	-45.13	12.32	-13.0	-32.13	110.00	Vertical	Horizontal	Pass

4.6 LTE Band4 BW20, Middle Channel

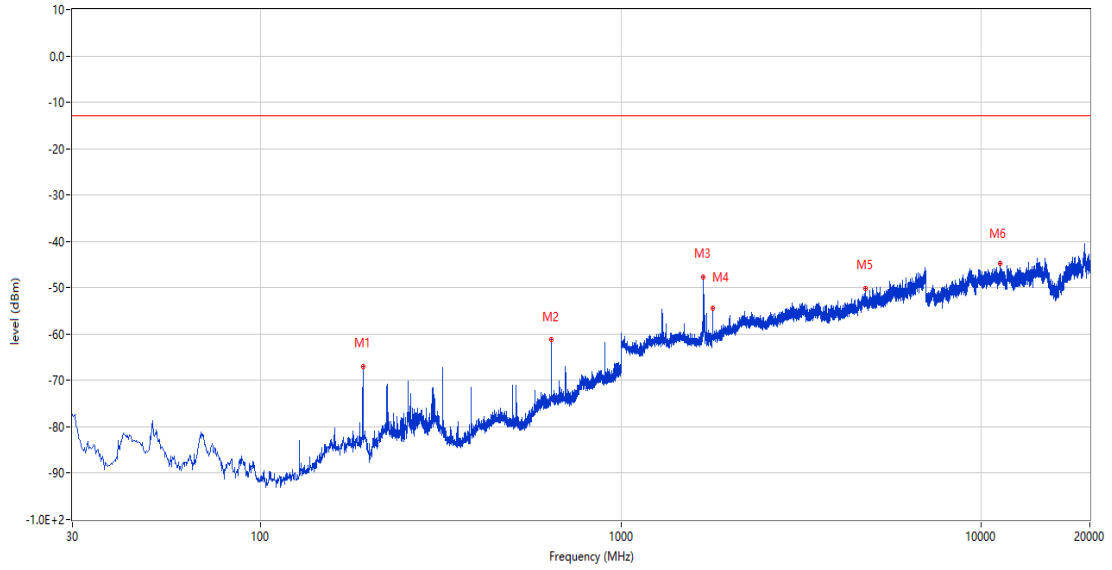
RSE-H&H LTE Band4 BW20 CH20175



Frequency (MHz)	Result (dBm)	Factor (dB)	PK Limit (dBm)	Over Limit (dB)	Table (o)	ANT	EUT	Verdict
300.145	-63.70	-13.12	-13.0	-50.70	155.00	Horizontal	Horizontal	Pass
900.090	-55.48	1.43	-13.0	-42.48	234.00	Horizontal	Horizontal	Pass
1688.500	-50.18	-6.45	-13.0	-37.18	311.00	Horizontal	Horizontal	N/A
2812.000	-53.64	-0.35	-13.0	-40.64	260.00	Horizontal	Horizontal	Pass
5949.000	-48.58	5.57	-13.0	-35.58	154.00	Horizontal	Horizontal	Pass
11283.750	-44.49	12.34	-13.0	-31.49	36.00	Horizontal	Horizontal	Pass

RSE-V&H LTE Band4 BW20 CH20175

RSE Test case FCC PART22&24&27 FCC PART 27_1700_WCDMA B4<E B4

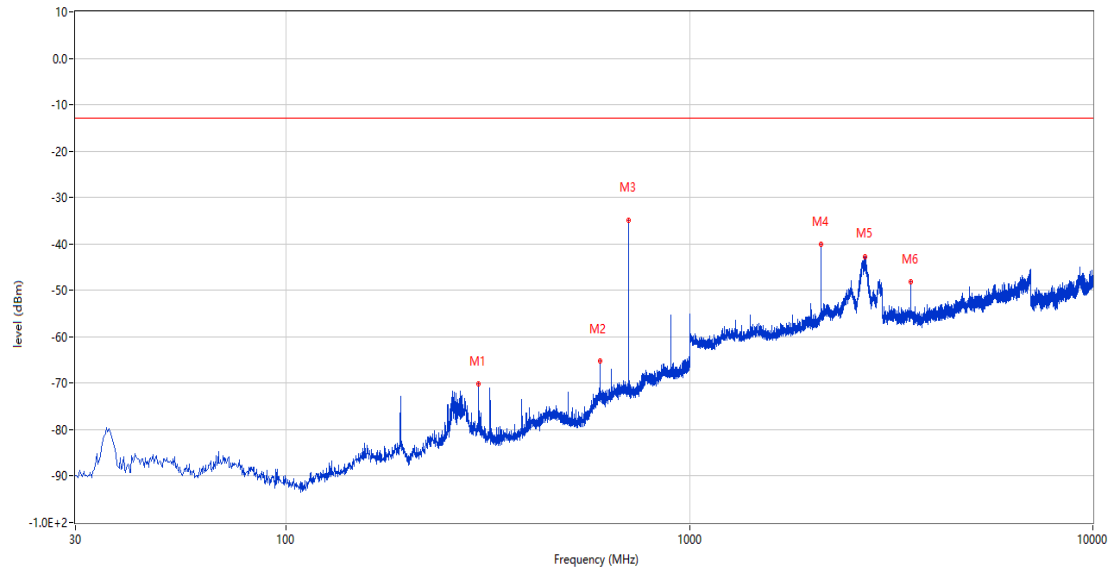


Frequency (MHz)	Result (dBm)	Factor (dB)	PK Limit (dBm)	Over Limit (dB)	Table (o)	ANT	EUT	Verdict
191.990	-66.93	-15.94	-13.0	-53.93	0.00	Vertical	Horizontal	Pass
640.130	-61.17	-3.30	-13.0	-48.17	358.00	Vertical	Horizontal	Pass
1688.500	-47.64	-6.45	-13.0	-34.64	252.00	Vertical	Horizontal	N/A
1794.000	-54.39	-6.09	-13.0	-41.39	259.00	Vertical	Horizontal	Pass
4759.000	-50.08	4.36	-13.0	-37.08	81.00	Vertical	Horizontal	Pass
11276.562	-44.88	12.29	-13.0	-31.88	79.00	Vertical	Horizontal	Pass

5 LTE Band 12

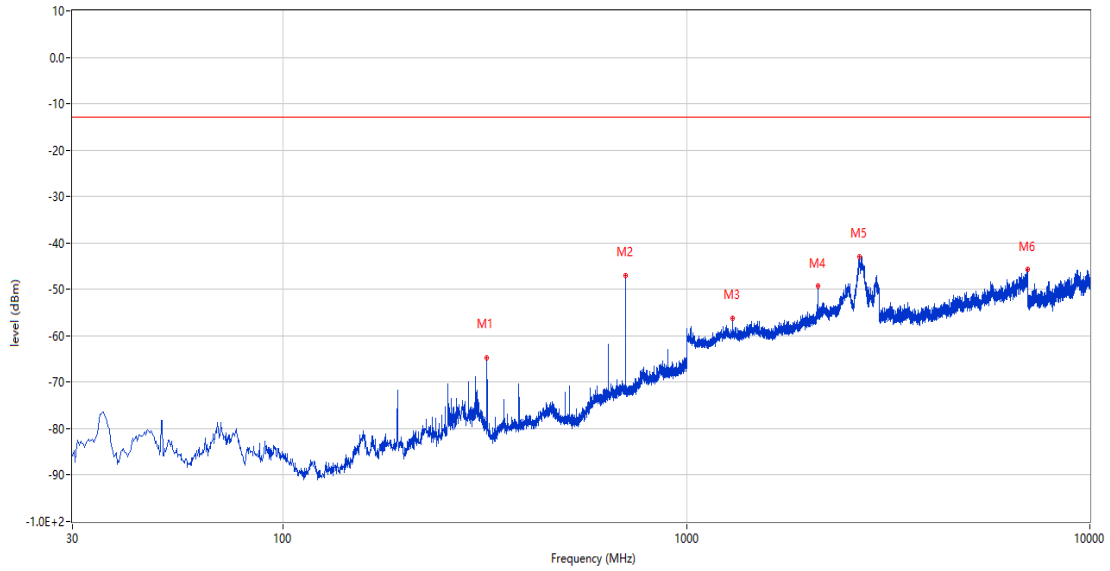
5.1 LTE Band12 BW1.4, Middle Channel

RSE-H&H LTE Band12 BW1.4 CH23095



Frequency (MHz)	Result (dBm)	Factor (dB)	PK Limit (dBm)	Over Limit (dB)	Table (o)	ANT	EUT	Verdict
299.902	-70.18	-12.09	-13.0	-57.18	111.00	Horizontal	Horizontal	Pass
599.875	-65.12	-2.48	-13.0	-52.12	103.00	Horizontal	Horizontal	Pass
707.060	-34.82	-0.53	-13.0	-21.82	349.00	Horizontal	Horizontal	N/A
2121.500	-40.15	-1.15	-13.0	-27.15	71.00	Horizontal	Horizontal	Pass
2719.000	-42.69	12.22	-13.0	-29.69	244.00	Horizontal	Horizontal	Pass
3536.000	-48.14	2.38	-13.0	-35.14	280.00	Horizontal	Horizontal	Pass

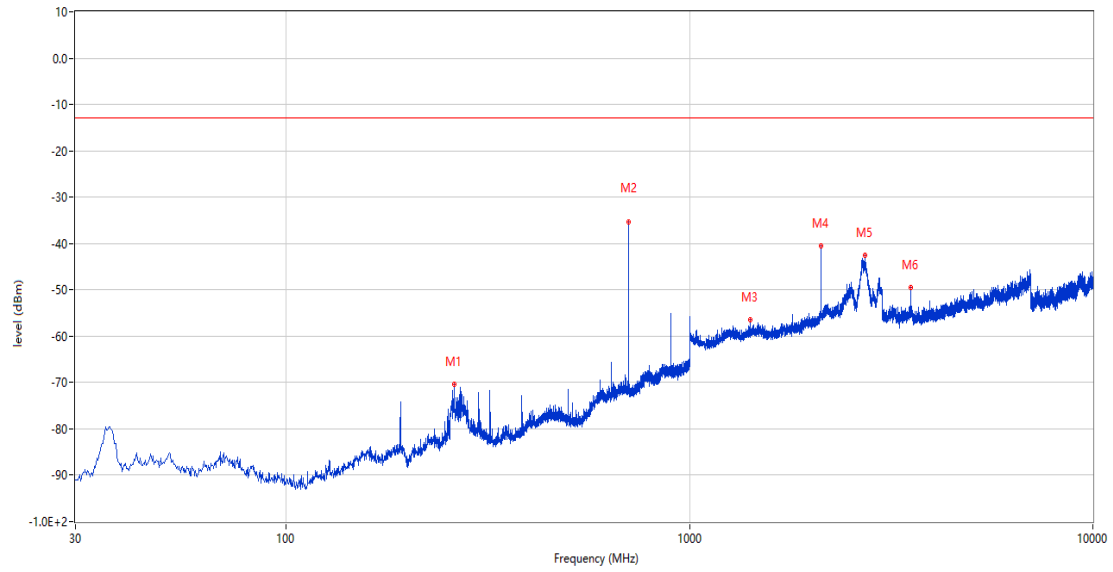
RSE-V&H LTE Band12 BW1.4 CH23095



Frequency (MHz)	Result (dBm)	Factor (dB)	PK Limit (dBm)	Over Limit (dB)	Table (o)	ANT	EUT	Verdict
320.030	-64.81	-12.88	-13.0	-51.81	30.00	Vertical	Horizontal	Pass
707.060	-46.93	-0.53	-13.0	-33.93	340.00	Vertical	Horizontal	N/A
1300.500	-56.17	-4.75	-13.0	-43.17	175.00	Vertical	Horizontal	Pass
2121.500	-49.22	-1.15	-13.0	-36.22	160.00	Vertical	Horizontal	Pass
2680.000	-42.90	11.05	-13.0	-29.90	20.00	Vertical	Horizontal	Pass
6999.000	-45.60	9.77	-13.0	-32.60	360.00	Vertical	Horizontal	Pass

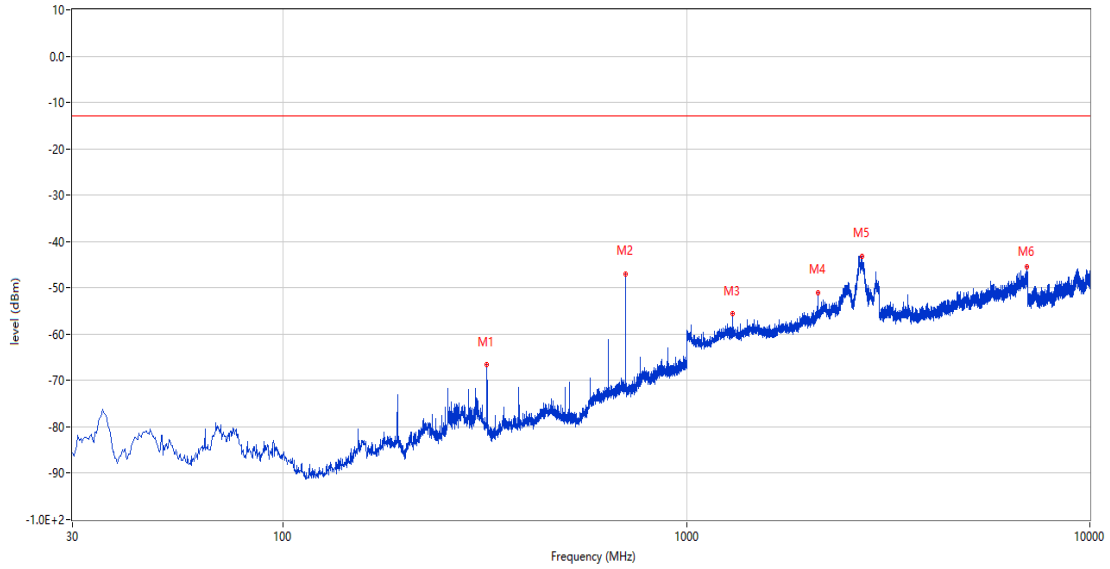
5.2 LTE Band12 BW3, Middle Channel

RSE-H&H LTE Band12 BW3 CH23095



Frequency (MHz)	Result (dBm)	Factor (dB)	PK Limit (dBm)	Over Limit (dB)	Table (o)	ANT	EUT	Verdict
260.617	-70.36	-12.98	-13.0	-57.36	251.00	Horizontal	Horizontal	Pass
706.090	-35.28	-0.52	-13.0	-22.28	352.00	Horizontal	Horizontal	N/A
1413.000	-56.46	-4.83	-13.0	-43.46	310.00	Horizontal	Horizontal	Pass
2119.500	-40.50	-1.33	-13.0	-27.50	79.00	Horizontal	Horizontal	Pass
2718.000	-42.58	12.12	-13.0	-29.58	96.00	Horizontal	Horizontal	Pass
3532.000	-49.59	2.47	-13.0	-36.59	270.00	Horizontal	Horizontal	Pass

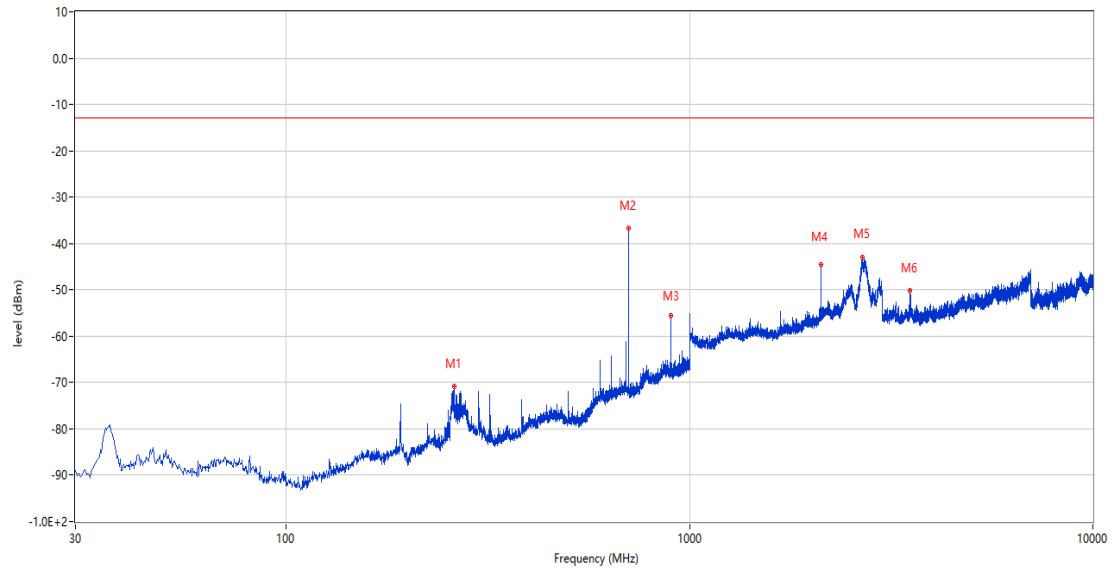
RSE-V&H LTE Band12 BW3 CH23095



Frequency (MHz)	Result (dBm)	Factor (dB)	PK Limit (dBm)	Over Limit (dB)	Table (o)	ANT	EUT	Verdict
320.030	-66.47	-12.88	-13.0	-53.47	44.00	Vertical	Horizontal	Pass
706.333	-46.93	-0.53	-13.0	-33.93	336.00	Vertical	Horizontal	N/A
1300.500	-55.61	-4.75	-13.0	-42.61	147.00	Vertical	Horizontal	Pass
2119.000	-50.95	-1.39	-13.0	-37.95	138.00	Vertical	Horizontal	Pass
2727.000	-43.14	12.44	-13.0	-30.14	278.00	Vertical	Horizontal	Pass
6991.000	-45.49	9.68	-13.0	-32.49	72.00	Vertical	Horizontal	Pass

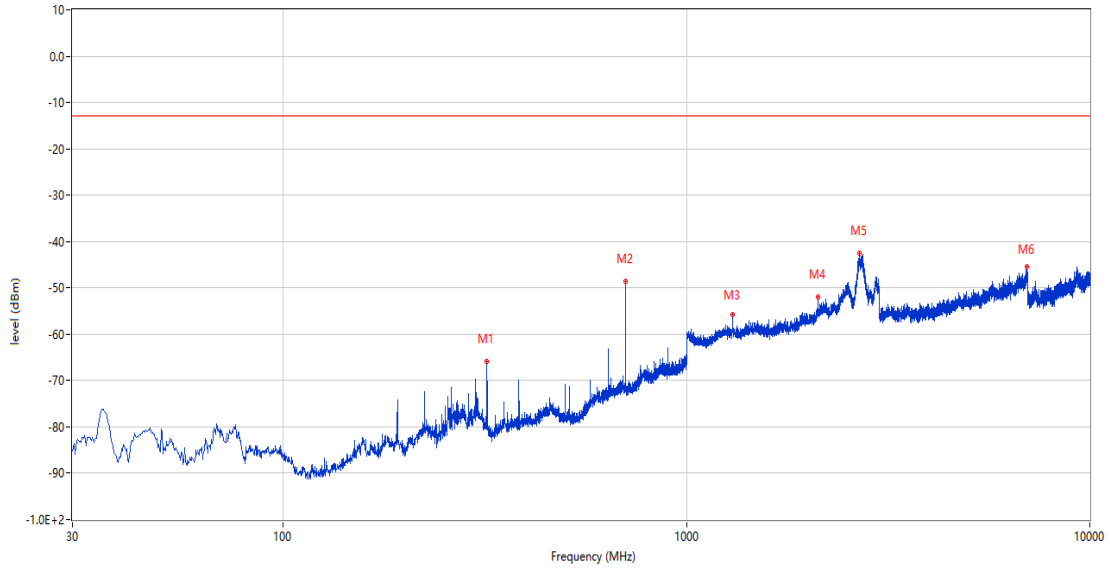
5.3 LTE Band12 BW5, Middle Channel

RSE-H&H LTE Band12 BW5 CH23095



Frequency (MHz)	Result (dBm)	Factor (dB)	PK Limit (dBm)	Over Limit (dB)	Table (o)	ANT	EUT	Verdict
260.617	-70.80	-12.98	-13.0	-57.80	310.00	Horizontal	Horizontal	Pass
705.362	-36.76	-0.52	-13.0	-23.76	360.00	Horizontal	Horizontal	N/A
900.090	-55.53	3.34	-13.0	-42.53	137.00	Horizontal	Horizontal	Pass
2116.500	-44.63	-1.07	-13.0	-31.63	59.00	Horizontal	Horizontal	Pass
2678.500	-43.09	10.68	-13.0	-30.09	360.00	Horizontal	Horizontal	Pass
3527.000	-50.25	2.53	-13.0	-37.25	264.00	Horizontal	Horizontal	Pass

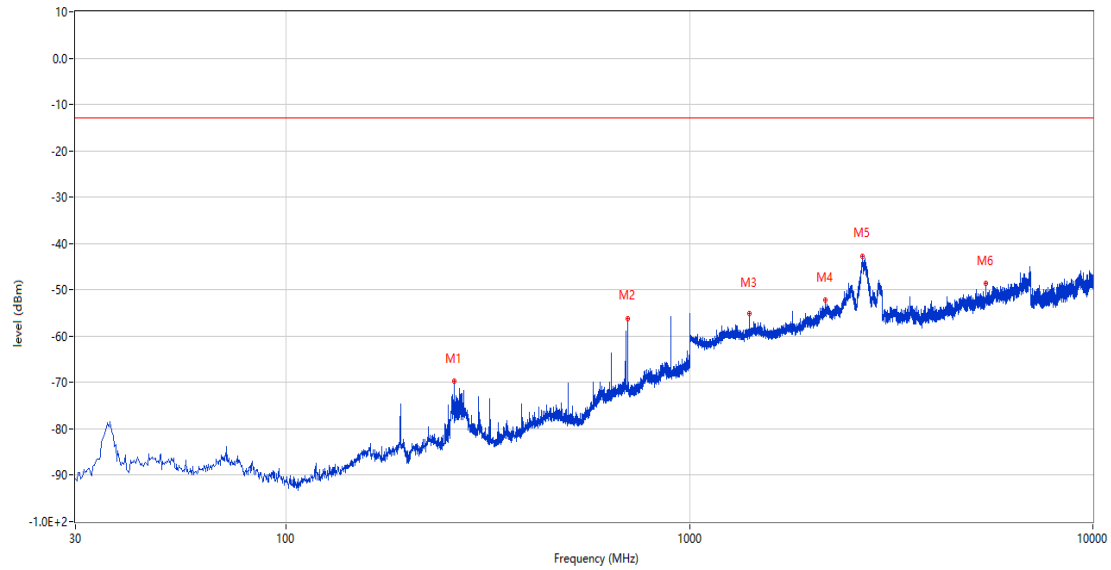
RSE-V&H LTE Band12 BW5 CH23095



Frequency (MHz)	Result (dBm)	Factor (dB)	PK Limit (dBm)	Over Limit (dB)	Table (o)	ANT	EUT	Verdict
320.030	-65.97	-12.88	-13.0	-52.97	34.00	Vertical	Horizontal	Pass
705.362	-48.55	-0.52	-13.0	-35.55	337.00	Vertical	Horizontal	N/A
1300.500	-55.88	-4.75	-13.0	-42.88	156.00	Vertical	Horizontal	Pass
2116.500	-51.98	-1.07	-13.0	-38.98	119.00	Vertical	Horizontal	Pass
2682.500	-42.61	11.45	-13.0	-29.61	305.00	Vertical	Horizontal	Pass
6980.000	-45.51	9.95	-13.0	-32.51	219.00	Vertical	Horizontal	Pass

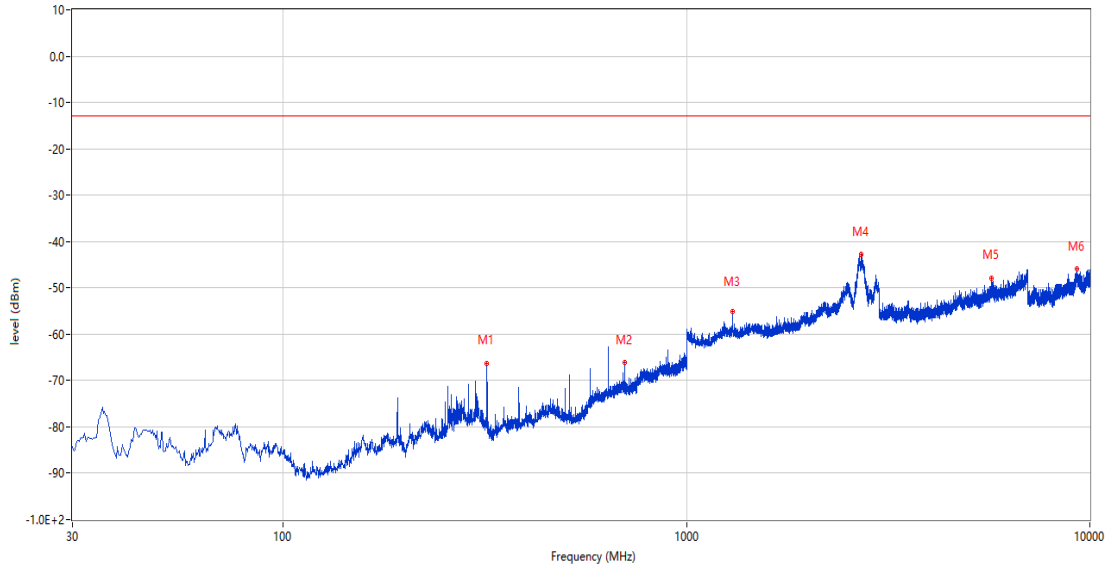
5.4 LTE Band12 BW10, Middle Channel

RSE-H&H LTE Band12 BW10 CH23095



Frequency (MHz)	Result (dBm)	Factor (dB)	PK Limit (dBm)	Over Limit (dB)	Table (o)	ANT	EUT	Verdict
260.860	-69.65	-12.97	-13.0	-56.65	299.00	Horizontal	Horizontal	Pass
705.180	-56.14	-0.51	-13.0	-43.14	360.00	Horizontal	Horizontal	N/A
1407.000	-55.07	-4.72	-13.0	-42.07	303.00	Horizontal	Horizontal	Pass
2172.500	-52.28	0.25	-13.0	-39.28	127.00	Horizontal	Horizontal	Pass
2684.000	-42.79	11.81	-13.0	-29.79	76.00	Horizontal	Horizontal	Pass
5419.000	-48.67	4.36	-13.0	-35.67	304.00	Horizontal	Horizontal	Pass

RSE-V&H LTE Band12 BW10 CH23095



Frequency (MHz)	Result (dBm)	Factor (dB)	PK Limit (dBm)	Over Limit (dB)	Table (o)	ANT	EUT	Verdict
320.030	-66.23	-12.88	-13.0	-53.23	7.00	Vertical	Horizontal	Pass
705.180	-66.07	-0.51	-13.0	-53.07	335.00	Vertical	Horizontal	N/A
1300.500	-55.20	-4.75	-13.0	-42.20	182.00	Vertical	Horizontal	Pass
2716.500	-42.85	11.59	-13.0	-29.85	86.00	Vertical	Horizontal	Pass
5711.000	-47.89	5.45	-13.0	-34.89	108.00	Vertical	Horizontal	Pass
9302.500	-45.89	11.77	-13.0	-32.89	68.00	Vertical	Horizontal	Pass