

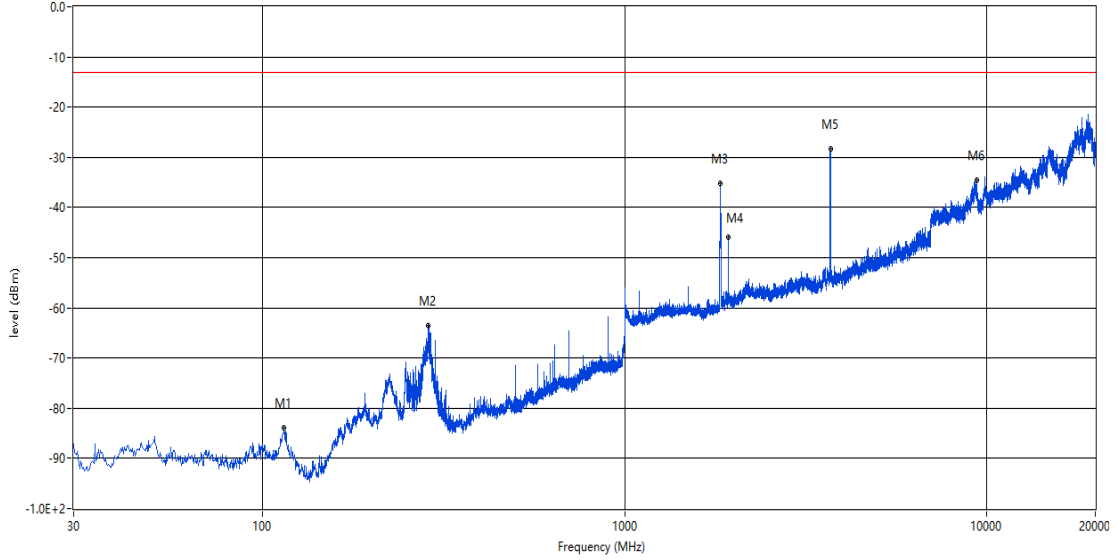
A.2. Field Strength of Spurious Radiation

1 WCDMA Band 2

1.1 WCDMA Band 2 Low Channel

RSE-H WCDMA Band 2 CH9262

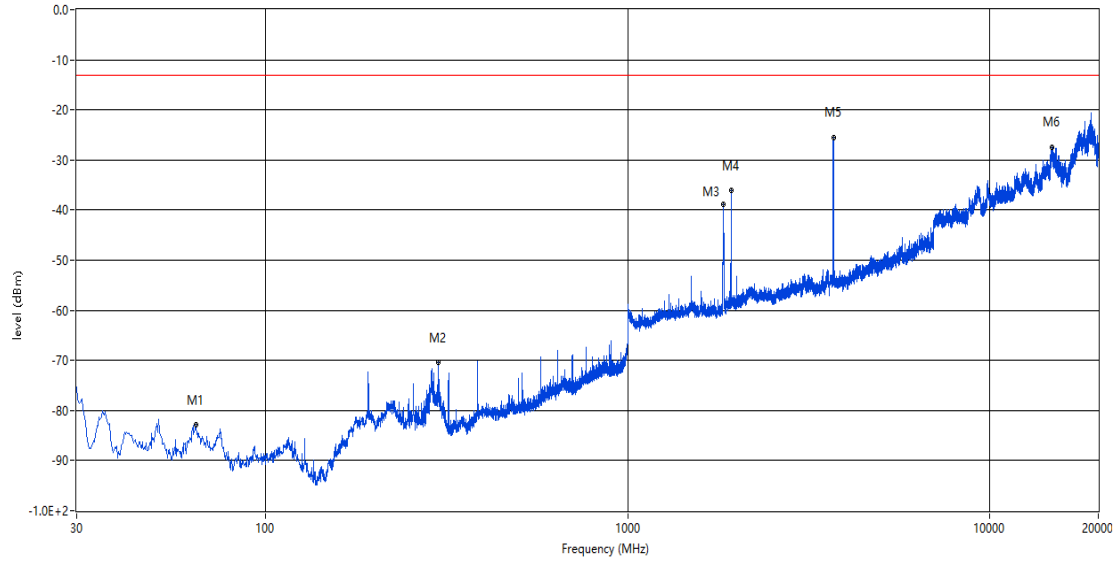
RSE Test case_FCC PART22&24&27_FCC PART 24_1900_GSM 1900&WCDMA B2&CDMA BC1<E B2&25



Frequency (MHz)	Result (dBm)	Factor (dB)	PK Limit (dBm)	Over Limit (dB)	Table (o)	ANT	EUT	Verdict
114.632	-84.01	-19.88	-13.0	-71.01	155.00	Horizontal	Horizontal	Pass
286.565	-63.62	-13.91	-13.0	-50.62	276.00	Horizontal	Horizontal	Pass
1843.000	-35.16	-1.46	-13.0	-22.16	133.00	Horizontal	Horizontal	N/A
1931.000	-45.97	-2.04	-13.0	-32.97	178.00	Horizontal	Horizontal	N/A
3704.000	-28.38	5.32	-13.0	-15.38	229.00	Horizontal	Horizontal	Pass
9409.250	-34.57	36.23	-13.0	-21.57	353.00	Horizontal	Horizontal	Pass

RSE-V WCDMA Band 2 CH9262

RSE Test case FCC PART22&24&27 FCC PART 24_1900_GSM 1900&WCDMA B2&CDMA BC1<E B2&25

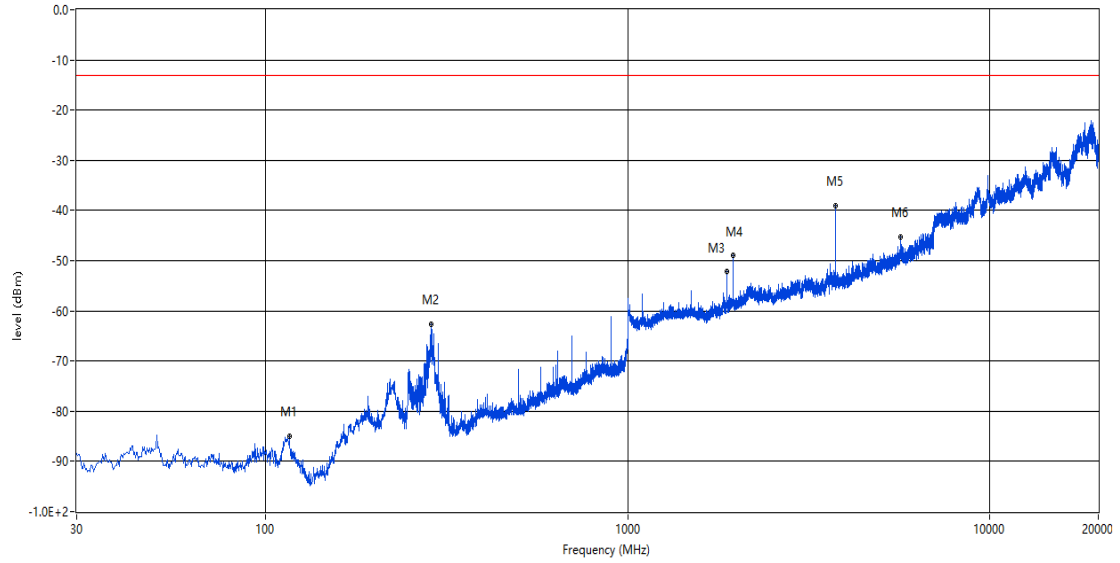


Frequency (MHz)	Result (dBm)	Factor (dB)	PK Limit (dBm)	Over Limit (dB)	Table (o)	ANT	EUT	Verdict
63.950	-82.94	-18.81	-13.0	-69.94	268.00	Vertical	Horizontal	Pass
299.902	-70.42	-13.16	-13.0	-57.42	0.00	Vertical	Horizontal	Pass
1843.000	-38.88	-1.46	-13.0	-25.88	109.00	Vertical	Horizontal	N/A
1934.000	-36.07	-1.94	-13.0	-23.07	274.00	Vertical	Horizontal	N/A
3707.000	-25.47	5.30	-13.0	-12.47	168.00	Vertical	Horizontal	Pass
14874.250	-27.48	40.22	-13.0	-14.48	141.00	Vertical	Horizontal	Pass

1.2 WCDMA Band 2 Middle Channel

RSE-H WCDMA Band 2 CH9400

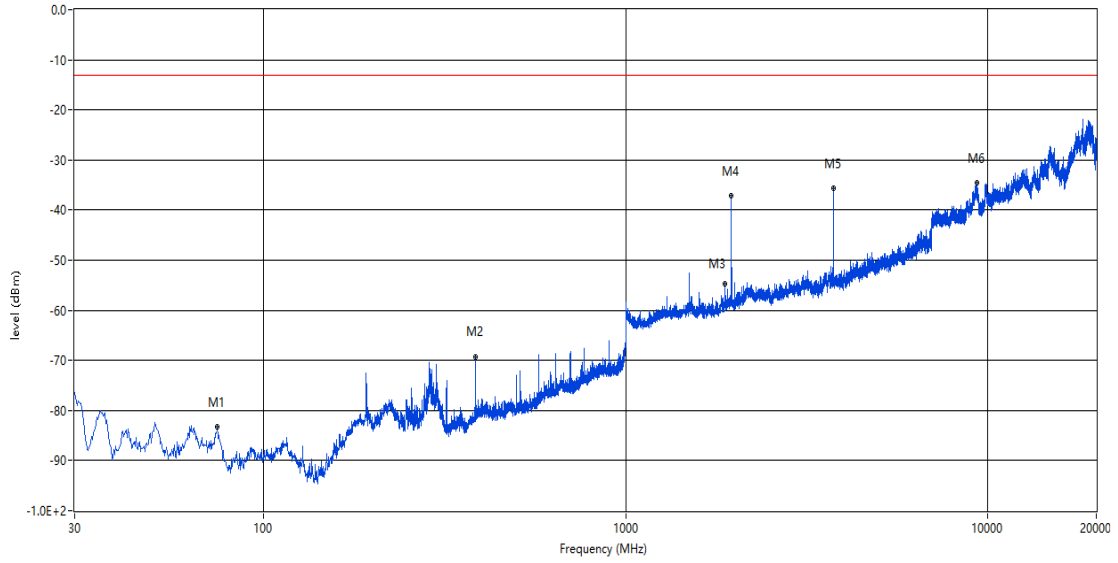
RSE Test case_FCC PART22&24&27_FCC PART 24_1900_GSM 1900&WCDMA B2&CDMA BC1<E B2&25



Frequency (MHz)	Result (dBm)	Factor (dB)	PK Limit (dBm)	Over Limit (dB)	Table (o)	ANT	EUT	Verdict
116.330	-84.96	-19.96	-13.0	-71.96	319.00	Horizontal	Horizontal	Pass
286.565	-62.64	-13.91	-13.0	-49.64	268.00	Horizontal	Horizontal	Pass
1880.000	-52.25	-1.11	-13.0	-39.25	140.00	Horizontal	Horizontal	N/A
1958.500	-48.98	-1.27	-13.0	-35.98	228.00	Horizontal	Horizontal	N/A
3758.000	-39.04	4.99	-13.0	-26.04	218.00	Horizontal	Horizontal	Pass
5695.000	-45.34	11.13	-13.0	-32.34	319.00	Horizontal	Horizontal	Pass

RSE-V WCDMA Band 2 CH9400

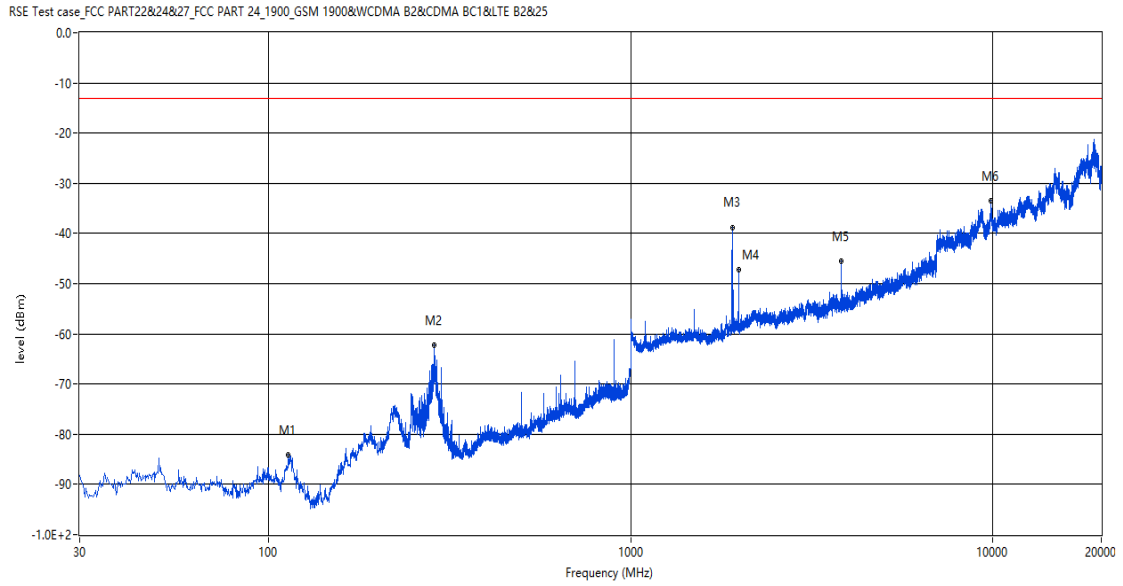
RSE Test case_FCC PART22&24&27_FCC PART 24_1900_GSM 1900&WCDMA B2&CDMA BC1<E B2&25



Frequency (MHz)	Result (dBm)	Factor (dB)	PK Limit (dBm)	Over Limit (dB)	Table (o)	ANT	EUT	Verdict
74.378	-83.36	-20.05	-13.0	-70.36	256.00	Vertical	Horizontal	Pass
383.807	-69.27	-10.59	-13.0	-56.27	171.00	Vertical	Horizontal	Pass
1880.000	-54.79	-1.11	-13.0	-41.79	320.00	Vertical	Horizontal	N/A
1961.000	-37.09	-1.20	-13.0	-24.09	257.00	Vertical	Horizontal	N/A
3758.000	-35.72	4.99	-13.0	-22.72	165.00	Vertical	Horizontal	Pass
9341.688	-34.63	35.86	-13.0	-21.63	0.00	Vertical	Horizontal	Pass

1.3 WCDMA Band 2 High Channel

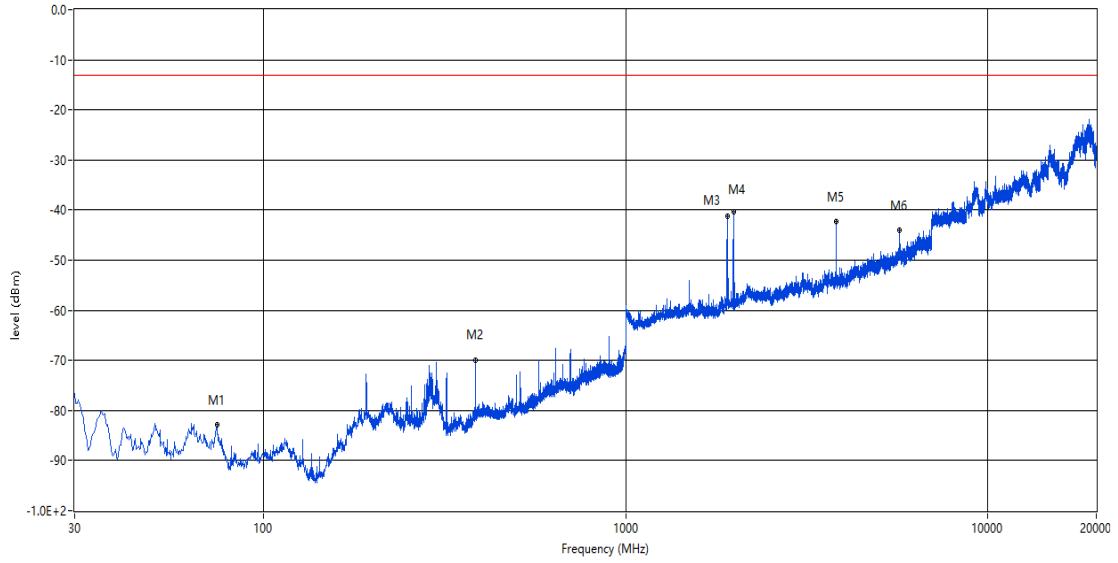
RSE-H WCDMA Band 2 CH9538



Frequency (MHz)	Result (dBm)	Factor (dB)	PK Limit (dBm)	Over Limit (dB)	Table (o)	ANT	EUT	Verdict
113.177	-84.13	-19.80	-13.0	-71.13	146.00	Horizontal	Horizontal	Pass
286.565	-62.33	-13.91	-13.0	-49.33	260.00	Horizontal	Horizontal	Pass
1915.500	-38.82	-0.34	-13.0	-25.82	124.00	Horizontal	Horizontal	N/A
1988.000	-47.29	-2.11	-13.0	-34.29	56.00	Horizontal	Horizontal	N/A
3813.000	-45.52	5.12	-13.0	-32.52	164.00	Horizontal	Horizontal	Pass
9899.437	-33.47	36.63	-13.0	-20.47	234.00	Horizontal	Horizontal	Pass

RSE-V WCDMA Band 2 CH9538

RSE Test case_FCC PART22&24&27_FCC PART 24_1900_GSM 1900&WCDMA B2&CDMA BC1<E B2&25



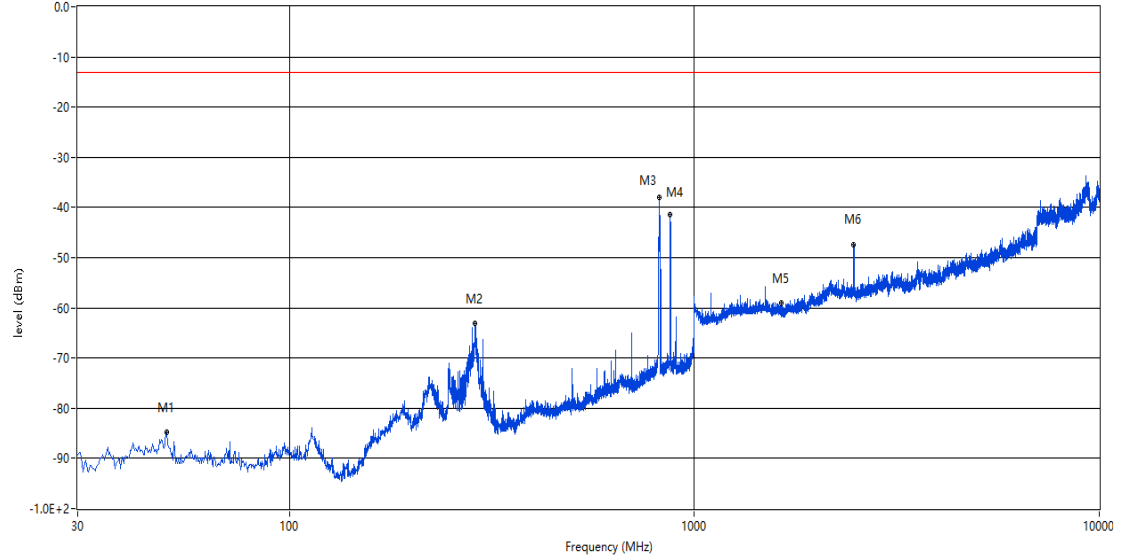
Frequency (MHz)	Result (dBm)	Factor (dB)	PK Limit (dBm)	Over Limit (dB)	Table (o)	ANT	EUT	Verdict
74.135	-82.86	-20.02	-13.0	-69.86	166.00	Vertical	Horizontal	Pass
384.050	-70.01	-10.55	-13.0	-57.01	155.00	Vertical	Horizontal	Pass
1915.500	-41.14	-0.34	-13.0	-28.14	0.00	Vertical	Horizontal	N/A
1987.500	-40.42	-2.14	-13.0	-27.42	349.00	Vertical	Horizontal	N/A
3813.000	-42.30	5.12	-13.0	-29.30	150.00	Vertical	Horizontal	Pass
5719.000	-44.07	10.83	-13.0	-31.07	186.00	Vertical	Horizontal	Pass

2 WCDMA Band 5

2.1 WCDMA Band 5 Low Channel

RSE-H WCDMA Band 5 CH4132

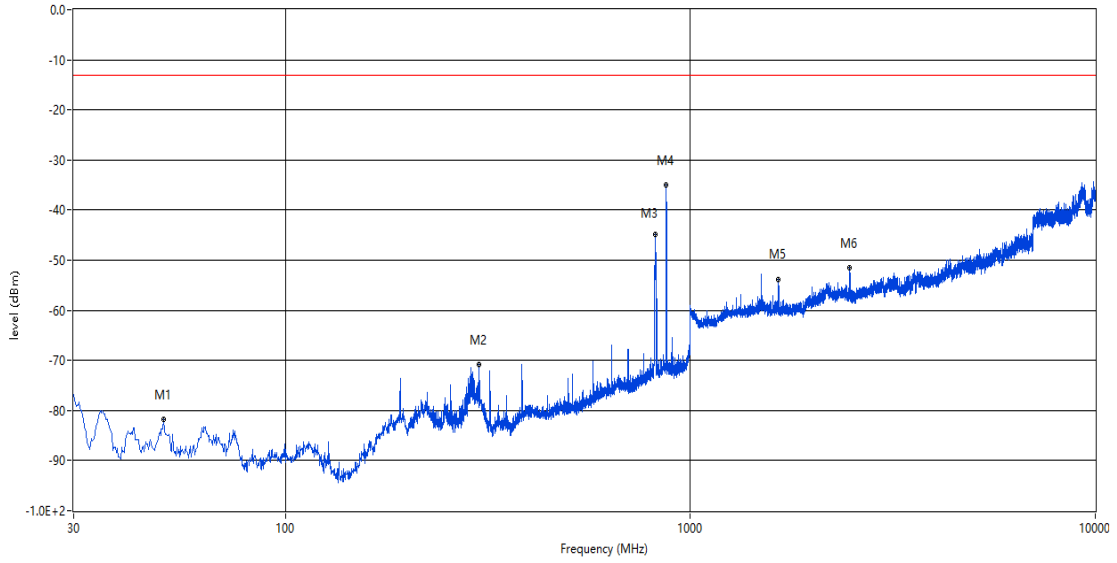
RSE Test case_FCC PART22&24&27_FCC PART 22_850_GSM 850&CDMA BC0&WCDMA B5<E B5&26



Frequency (MHz)	Result (dBm)	Factor (dB)	PK Limit (dBm)	Over Limit (dB)	Table (o)	ANT	EUT	Verdict
49.885	-84.82	-15.28	-13.0	-71.82	167.00	Horizontal	Horizontal	Pass
286.807	-63.15	-13.76	-13.0	-50.15	303.00	Horizontal	Horizontal	Pass
820.550	-38.07	-1.51	-13.0	-25.07	276.00	Horizontal	Horizontal	N/A
870.990	-41.51	-1.41	-13.0	-28.51	152.00	Horizontal	Horizontal	N/A
1643.500	-59.05	-3.58	-13.0	-46.05	214.00	Horizontal	Horizontal	Pass
2477.000	-47.38	1.39	-13.0	-34.38	177.00	Horizontal	Horizontal	Pass

RSE-V WCDMA Band 5 CH4132

RSE Test case FCC PART22&24&27 FCC PART 22_850 GSM 850&CDMA BC0&WCDMA B5<E B5&26

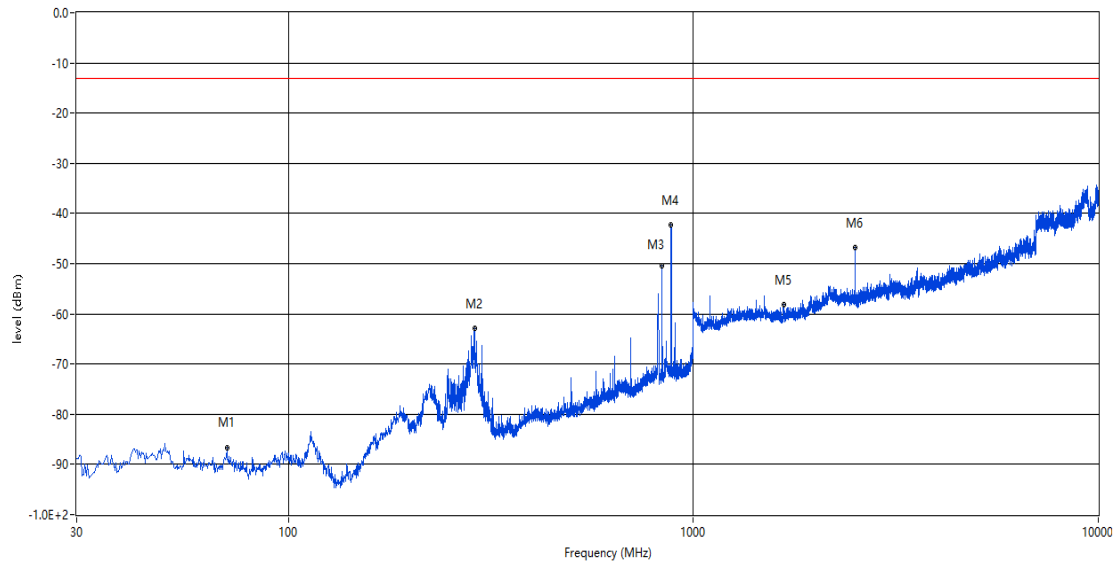


Frequency (MHz)	Result (dBm)	Factor (dB)	PK Limit (dBm)	Over Limit (dB)	Table (o)	ANT	EUT	Verdict
50.127	-81.81	-15.35	-13.0	-68.81	168.00	Vertical	Horizontal	Pass
299.902	-70.91	-13.18	-13.0	-57.91	20.00	Vertical	Horizontal	Pass
820.793	-44.82	-1.50	-13.0	-31.82	348.00	Vertical	Horizontal	N/A
870.263	-35.07	-1.32	-13.0	-22.07	204.00	Vertical	Horizontal	N/A
1651.000	-53.89	-4.21	-13.0	-40.89	194.00	Vertical	Horizontal	Pass
2477.000	-51.53	1.39	-13.0	-38.53	1.00	Vertical	Horizontal	Pass

2.2 WCDMA Band 5 Middle Channel

RSE-H WCDMA Band 5 CH4182

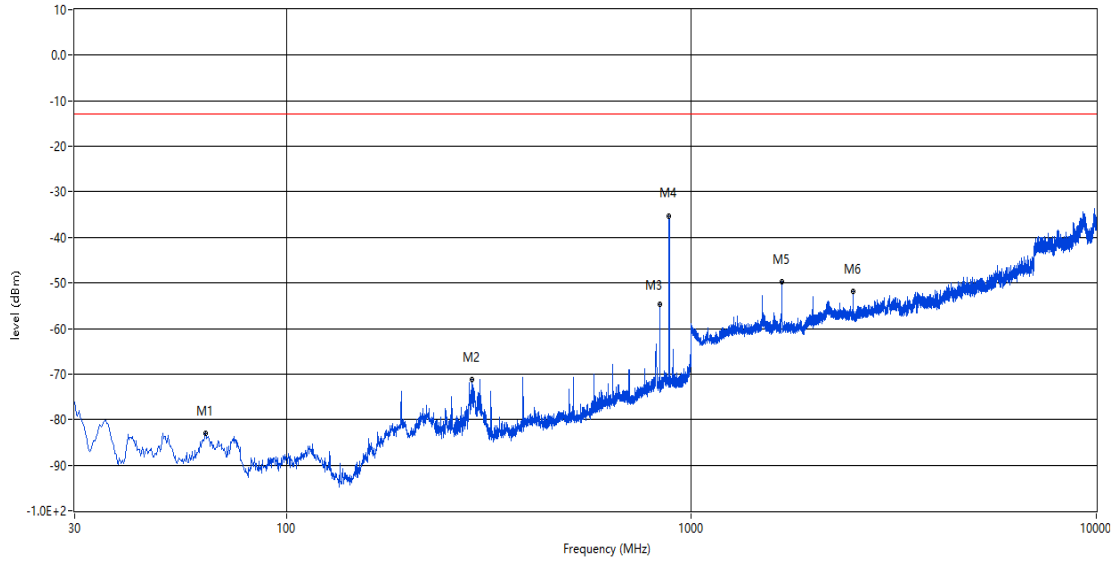
RSE Test case_FCC PART22&24&27_FCC PART 22_850_GSM 850&CDMA BC0&WCDMA B5<E B5&26



Frequency (MHz)	Result (dBm)	Factor (dB)	PK Limit (dBm)	Over Limit (dB)	Table (o)	ANT	EUT	Verdict
70.497	-86.63	-19.42	-13.0	-73.63	316.00	Horizontal	Horizontal	Pass
288.020	-62.83	-13.67	-13.0	-49.83	281.00	Horizontal	Horizontal	Pass
834.857	-50.38	-1.42	-13.0	-37.38	200.00	Horizontal	Horizontal	N/A
880.447	-42.23	-1.37	-13.0	-29.23	316.00	Horizontal	Horizontal	N/A
1674.000	-58.10	-3.95	-13.0	-45.10	135.00	Horizontal	Horizontal	Pass
2511.500	-46.80	0.65	-13.0	-33.80	174.00	Horizontal	Horizontal	Pass

RSE-V WCDMA Band 5 CH4182

RSE Test case_FCC PART22&24&27_FCC PART 22_850_GSM 850&CDMA BC0&WCDMA B5<E B5&26

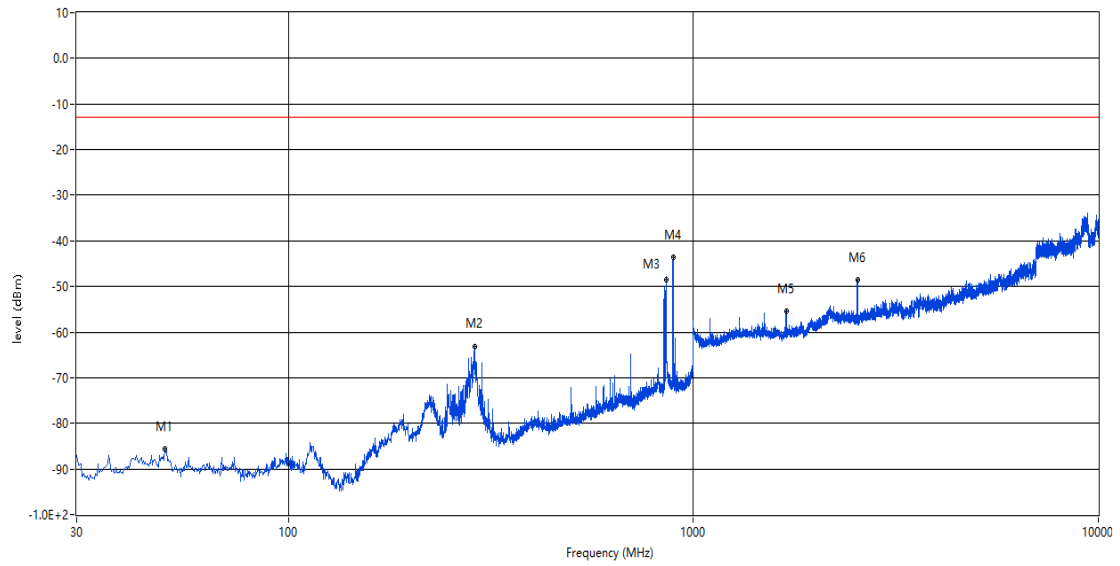


Frequency (MHz)	Result (dBm)	Factor (dB)	PK Limit (dBm)	Over Limit (dB)	Table (o)	ANT	EUT	Verdict
63.222	-82.95	-18.88	-13.0	-69.95	60.00	Vertical	Horizontal	Pass
286.807	-71.20	-13.76	-13.0	-58.20	260.00	Vertical	Horizontal	Pass
835.100	-54.68	-1.42	-13.0	-41.68	360.00	Vertical	Horizontal	N/A
881.660	-35.23	-1.40	-13.0	-22.23	142.00	Vertical	Horizontal	N/A
1675.500	-49.71	-3.94	-13.0	-36.71	194.00	Vertical	Horizontal	Pass
2512.000	-51.95	0.62	-13.0	-38.95	349.00	Vertical	Horizontal	Pass

2.3 WCDMA Band 5 High Channel

RSE-H WCDMA Band 5 CH4233

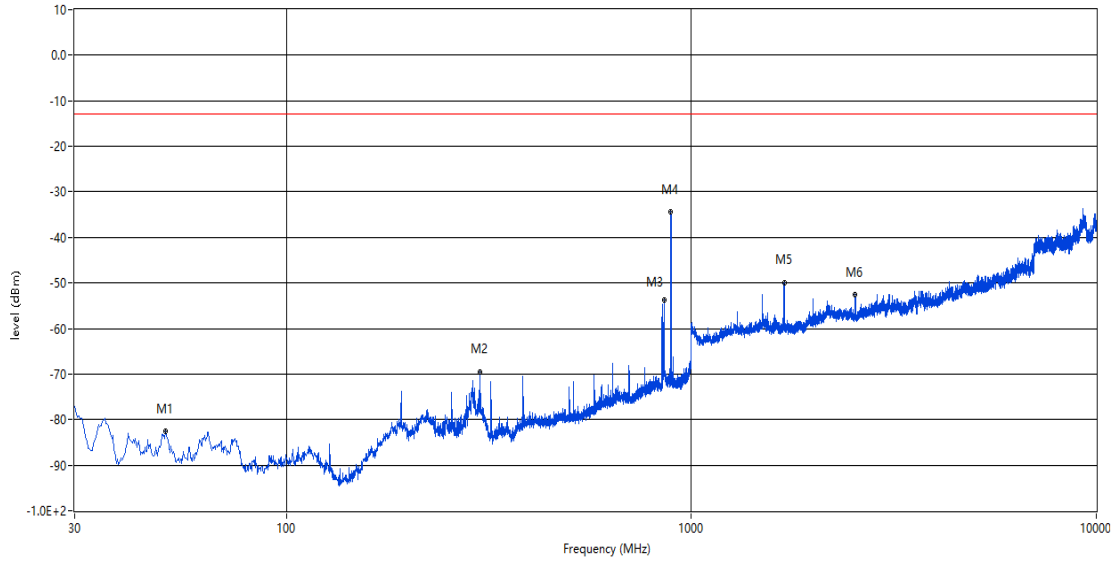
RSE Test case_FCC PART22&24&27_FCC PART 22_850_GSM 850&CDMA BC0&WCDMA B5<E B5&26



Frequency (MHz)	Result (dBm)	Factor (dB)	PK Limit (dBm)	Over Limit (dB)	Table (o)	ANT	EUT	Verdict
49.642	-85.54	-15.59	-13.0	-72.54	227.00	Horizontal	Horizontal	Pass
288.020	-63.07	-13.67	-13.0	-50.07	267.00	Horizontal	Horizontal	Pass
856.198	-48.59	-0.91	-13.0	-35.59	214.00	Horizontal	Horizontal	N/A
891.360	-43.55	-1.13	-13.0	-30.55	329.00	Horizontal	Horizontal	N/A
1696.000	-55.40	-3.49	-13.0	-42.40	234.00	Horizontal	Horizontal	Pass
2544.000	-48.58	0.20	-13.0	-35.58	172.00	Horizontal	Horizontal	Pass

RSE-V WCDMA Band 5 CH4233

RSE Test case_FCC PART22&24&27_FCC PART 22_850_GSM 850&CDMA BC0&WCDMA B5<E B5&26



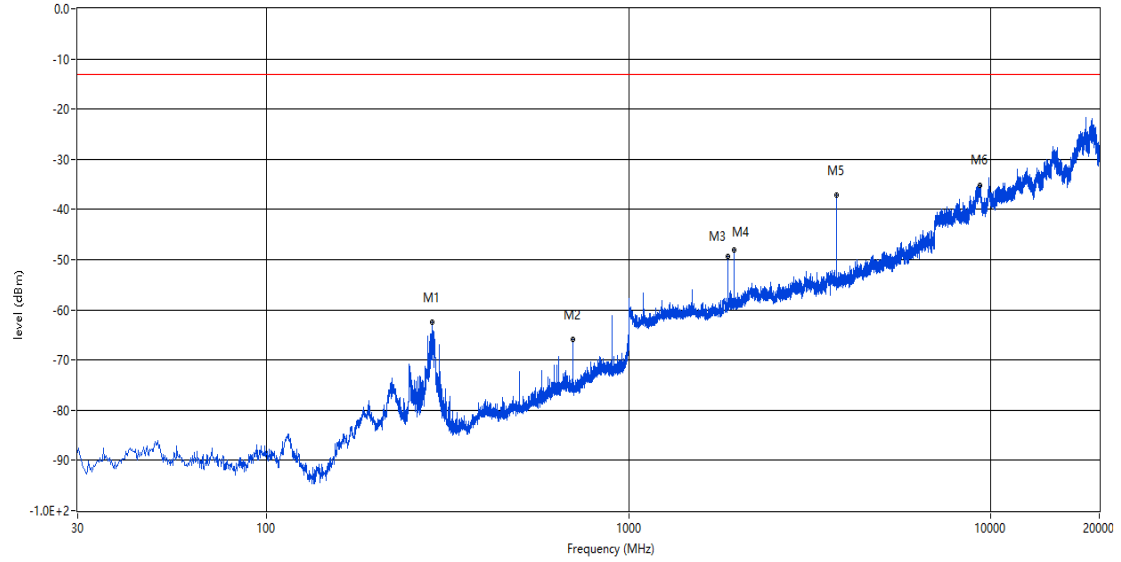
Frequency (MHz)	Result (dBm)	Factor (dB)	PK Limit (dBm)	Over Limit (dB)	Table (o)	ANT	EUT	Verdict
50.370	-82.46	-15.74	-13.0	-69.46	199.00	Vertical	Horizontal	Pass
299.902	-69.45	-13.18	-13.0	-56.45	-1.00	Vertical	Horizontal	Pass
855.955	-53.73	-0.92	-13.0	-40.73	22.00	Vertical	Horizontal	N/A
890.390	-34.36	-1.20	-13.0	-21.36	88.00	Vertical	Horizontal	N/A
1695.500	-49.86	-3.51	-13.0	-36.86	197.00	Vertical	Horizontal	Pass
2538.500	-52.60	0.30	-13.0	-39.60	337.00	Vertical	Horizontal	Pass

3 LTE Band 2

3.1 LTE Band2 BW1.4, Middle Channel

RSE-H LTE Band2 BW1.4 CH18900

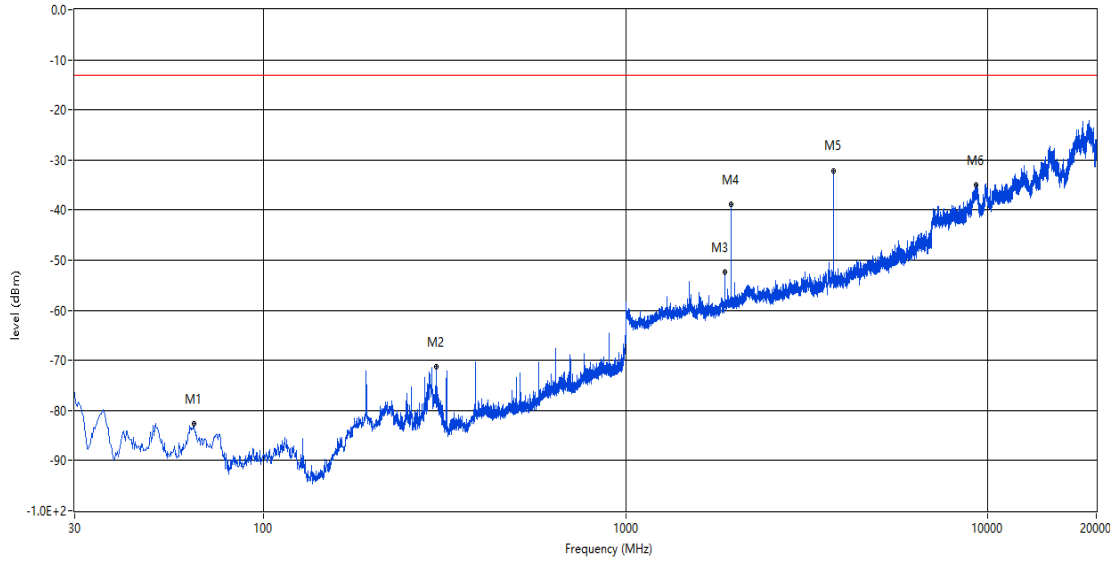
RSE Test case_FCC PART22&24&27_FCC PART 24_1900_GSM 1900&iWCDMA B2&CDMA BC1<E B2&25



Frequency (MHz)	Result (dBm)	Factor (dB)	PK Limit (dBm)	Over Limit (dB)	Table (o)	ANT	EUT	Verdict
286.565	-62.55	-13.91	-13.0	-49.55	280.00	Horizontal	Horizontal	Pass
700.028	-65.83	-4.96	-13.0	-52.83	268.00	Horizontal	Horizontal	Pass
1880.000	-49.29	-1.11	-13.0	-36.29	128.00	Horizontal	Horizontal	N/A
1960.000	-48.00	-1.27	-13.0	-35.00	46.00	Horizontal	Horizontal	N/A
3760.000	-37.17	4.95	-13.0	-24.17	234.00	Horizontal	Horizontal	Pass
9381.937	-35.13	36.27	-13.0	-22.13	349.00	Horizontal	Horizontal	Pass

RSE-V LTE Band2 BW1.4 CH18900

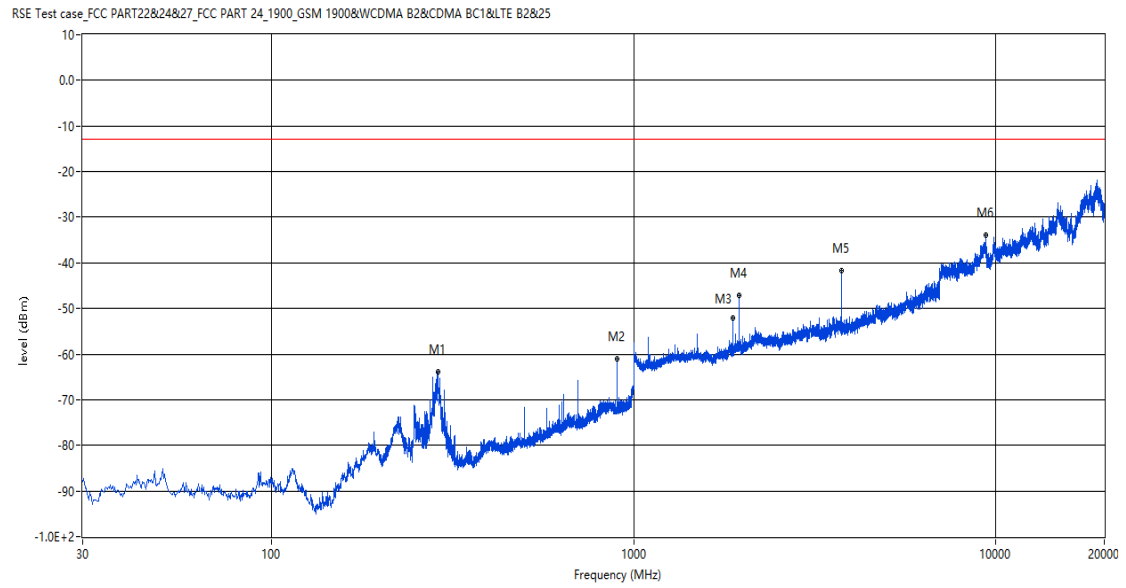
RSE Test case_FCC PART22&24&27_FCC PART 24_1900_GSM 1900&WCDMA B2&CDMA BC1<E B2&25



Frequency (MHz)	Result (dBm)	Factor (dB)	PK Limit (dBm)	Over Limit (dB)	Table (o)	ANT	EUT	Verdict
63.950	-82.58	-18.81	-13.0	-69.58	255.00	Vertical	Horizontal	Pass
300.145	-71.30	-13.18	-13.0	-58.30	360.00	Vertical	Horizontal	Pass
1880.000	-52.28	-1.11	-13.0	-39.28	325.00	Vertical	Horizontal	N/A
1960.000	-38.84	-1.27	-13.0	-25.84	270.00	Vertical	Horizontal	N/A
3760.000	-32.12	4.95	-13.0	-19.12	149.00	Vertical	Horizontal	Pass
9297.125	-34.96	36.00	-13.0	-21.96	99.00	Vertical	Horizontal	Pass

3.2 LTE Band2 BW3, Middle Channel

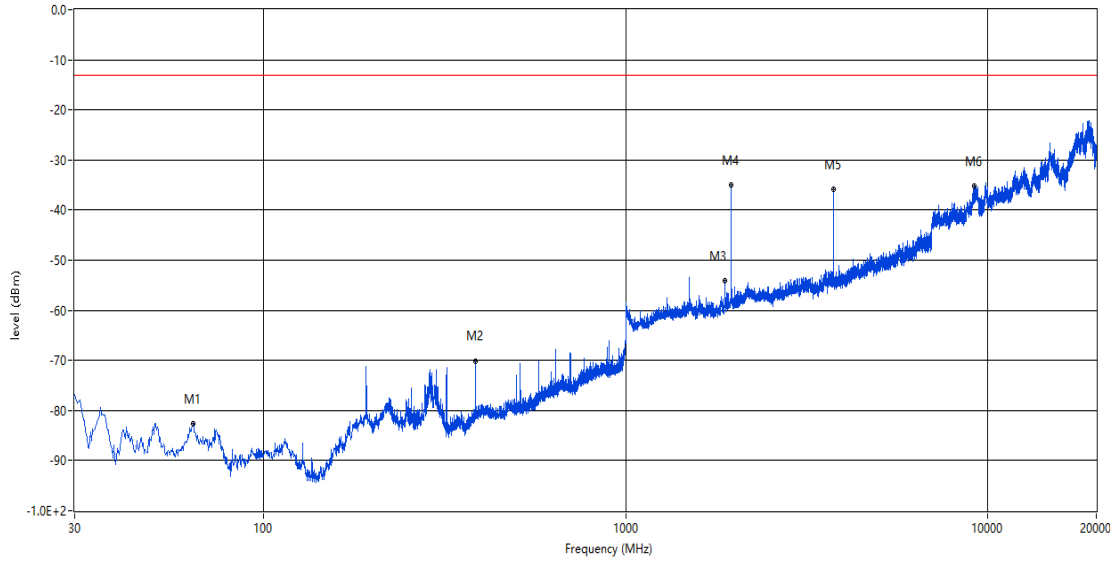
RSE-H LTE Band2 BW3 CH18900



Frequency (MHz)	Result (dBm)	Factor (dB)	PK Limit (dBm)	Over Limit (dB)	Table (o)	ANT	EUT	Verdict
287.293	-63.94	-13.85	-13.0	-50.94	277.00	Horizontal	Horizontal	Pass
900.090	-61.15	-1.73	-13.0	-48.15	222.00	Horizontal	Horizontal	Pass
1880.000	-52.00	-1.11	-13.0	-39.00	165.00	Horizontal	Horizontal	N/A
1960.000	-47.21	-1.27	-13.0	-34.21	70.00	Horizontal	Horizontal	N/A
3759.000	-41.74	4.98	-13.0	-28.74	213.00	Horizontal	Horizontal	Pass
9383.375	-33.86	36.29	-13.0	-20.86	343.00	Horizontal	Horizontal	Pass

RSE-V LTE Band2 BW3 CH18900

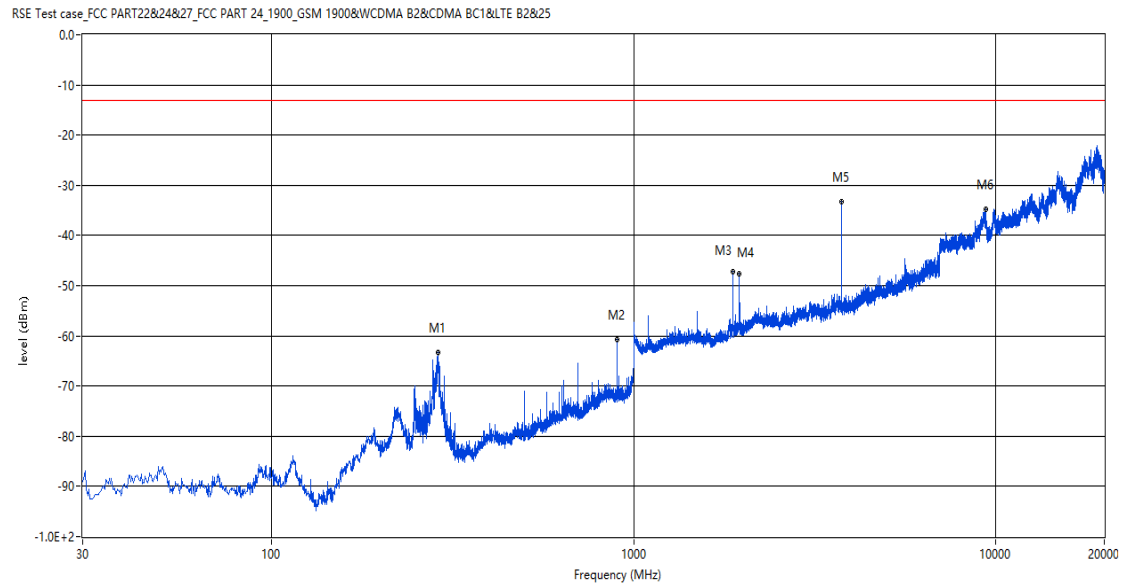
RSE Test case_FCC PART22&24&27_FCC PART 24_1900_GSM 1900&WCDMA B2&CDMA BC1<E B2&25



Frequency (MHz)	Result (dBm)	Factor (dB)	PK Limit (dBm)	Over Limit (dB)	Table (o)	ANT	EUT	Verdict
63.708	-82.60	-18.81	-13.0	-69.60	240.00	Vertical	Horizontal	Pass
384.050	-70.08	-10.55	-13.0	-57.08	134.00	Vertical	Horizontal	Pass
1880.500	-54.15	-1.11	-13.0	-41.15	334.00	Vertical	Horizontal	N/A
1959.500	-35.03	-1.30	-13.0	-22.03	265.00	Vertical	Horizontal	N/A
3758.000	-35.88	4.99	-13.0	-22.88	156.00	Vertical	Horizontal	Pass
9212.313	-35.30	34.98	-13.0	-22.30	55.00	Vertical	Horizontal	Pass

3.3 LTE Band2 BW5, Middle Channel

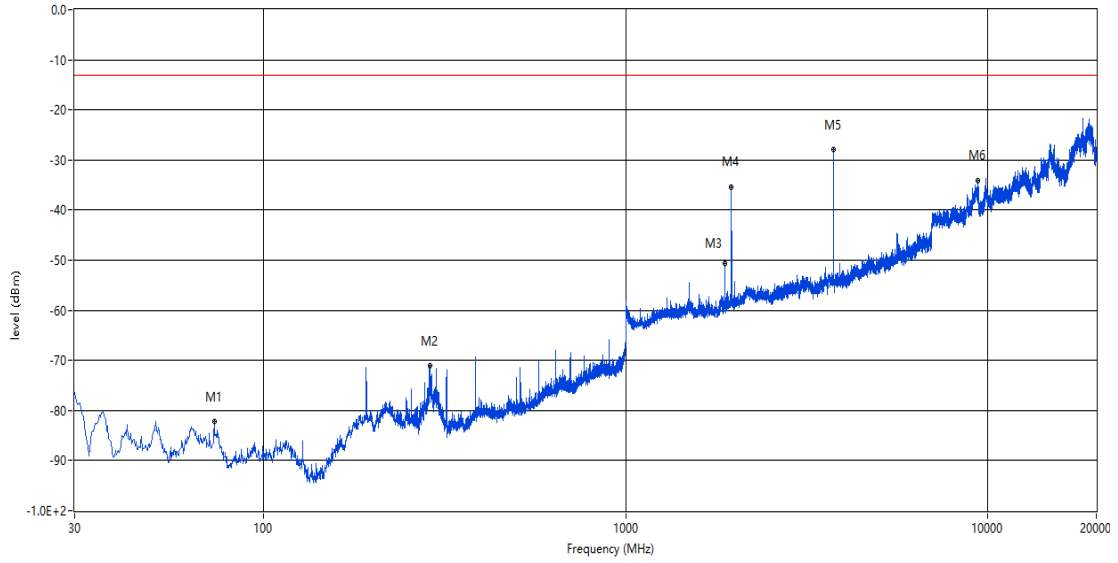
RSE-H LTE Band2 BW5 CH18900



Frequency (MHz)	Result (dBm)	Factor (dB)	PK Limit (dBm)	Over Limit (dB)	Table (o)	ANT	EUT	Verdict
288.020	-63.30	-13.75	-13.0	-50.30	301.00	Horizontal	Horizontal	Pass
900.090	-60.79	-1.73	-13.0	-47.79	231.00	Horizontal	Horizontal	Pass
1877.500	-47.32	-1.13	-13.0	-34.32	140.00	Horizontal	Horizontal	N/A
1960.000	-47.68	-1.27	-13.0	-34.68	181.00	Horizontal	Horizontal	N/A
3756.000	-33.35	5.05	-13.0	-20.35	246.00	Horizontal	Horizontal	Pass
9396.312	-34.84	36.47	-13.0	-21.84	79.00	Horizontal	Horizontal	Pass

RSE-V LTE Band2 BW5 CH18900

RSE Test case_FCC PART22&24&27_FCC PART 24_1900_GSM 1900&WCDMA B2&CDMA BC1<E B2&25

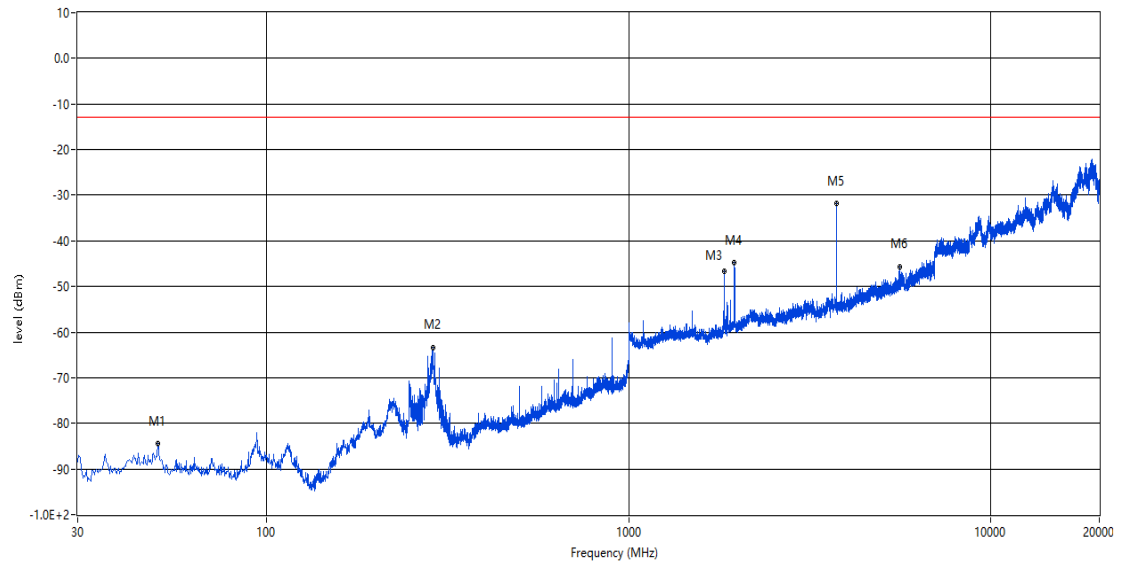


Frequency (MHz)	Result (dBm)	Factor (dB)	PK Limit (dBm)	Over Limit (dB)	Table (o)	ANT	EUT	Verdict
72.923	-82.23	-19.83	-13.0	-69.23	226.00	Vertical	Horizontal	Pass
288.020	-71.02	-13.75	-13.0	-58.02	211.00	Vertical	Horizontal	Pass
1878.000	-50.70	-1.13	-13.0	-37.70	341.00	Vertical	Horizontal	N/A
1959.500	-35.32	-1.30	-13.0	-22.32	227.00	Vertical	Horizontal	N/A
3756.000	-27.93	5.05	-13.0	-14.93	175.00	Vertical	Horizontal	Pass
9390.562	-34.03	36.39	-13.0	-21.03	202.00	Vertical	Horizontal	Pass

3.4 LTE Band2 BW10, Middle Channel

RSE-H LTE Band2 BW10 CH18900

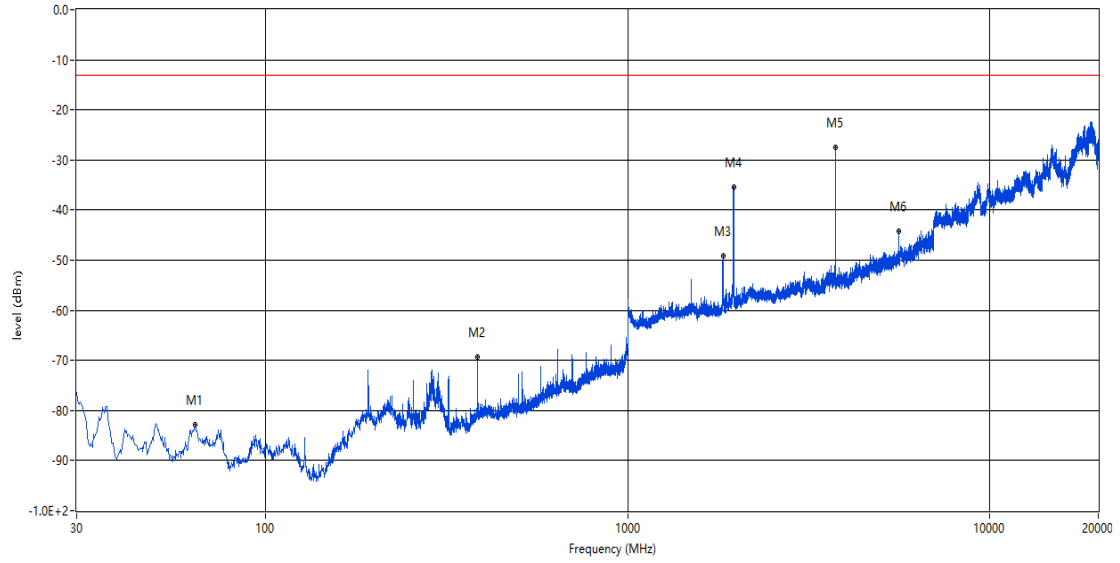
RSE Test case_FCC PART22&24&27_FCC PART 24_1900_GSM 1900&WCDMA B2&CDMA BC1<E B2&25



Frequency (MHz)	Result (dBm)	Factor (dB)	PK Limit (dBm)	Over Limit (dB)	Table (o)	ANT	EUT	Verdict
49.885	-84.43	-15.25	-13.0	-71.43	359.00	Horizontal	Horizontal	Pass
288.020	-63.31	-13.75	-13.0	-50.31	265.00	Horizontal	Horizontal	Pass
1841.500	-46.70	-1.48	-13.0	-33.70	258.00	Horizontal	Horizontal	N/A
1956.500	-44.74	-1.27	-13.0	-31.74	184.00	Horizontal	Horizontal	N/A
3751.000	-31.88	5.10	-13.0	-18.88	216.00	Horizontal	Horizontal	Pass
5627.000	-45.59	10.25	-13.0	-32.59	247.00	Horizontal	Horizontal	Pass

RSE-V LTE Band2 BW10 CH18900

RSE Test case_FCC PART22&24&27_FCC PART 24_1900_GSM 1900&WCDMA B2&CDMA BC1<E B2&25

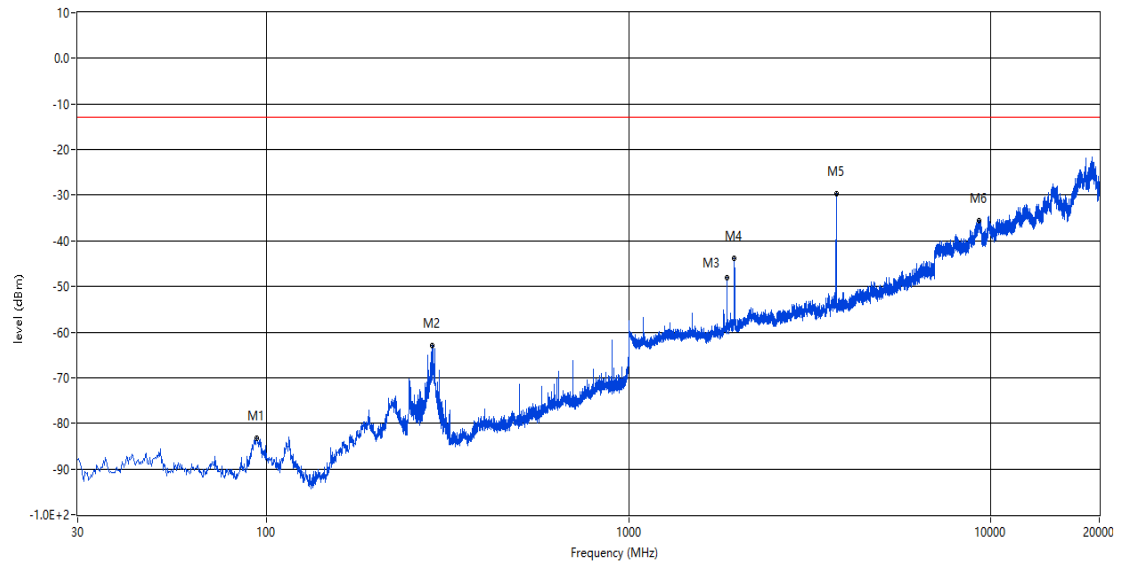


Frequency (MHz)	Result (dBm)	Factor (dB)	PK Limit (dBm)	Over Limit (dB)	Table (o)	ANT	EUT	Verdict
63.708	-82.82	-18.81	-13.0	-69.82	324.00	Vertical	Horizontal	Pass
384.050	-69.37	-10.55	-13.0	-56.37	165.00	Vertical	Horizontal	Pass
1834.500	-49.14	-2.07	-13.0	-36.14	347.00	Vertical	Horizontal	N/A
1963.500	-35.46	-1.35	-13.0	-22.46	0.00	Vertical	Horizontal	N/A
3751.000	-27.55	5.10	-13.0	-14.55	188.00	Vertical	Horizontal	Pass
5627.000	-44.22	10.25	-13.0	-31.22	235.00	Vertical	Horizontal	Pass

3.5 LTE Band2 BW15, Middle Channel

RSE-H LTE Band2 BW15 CH18900

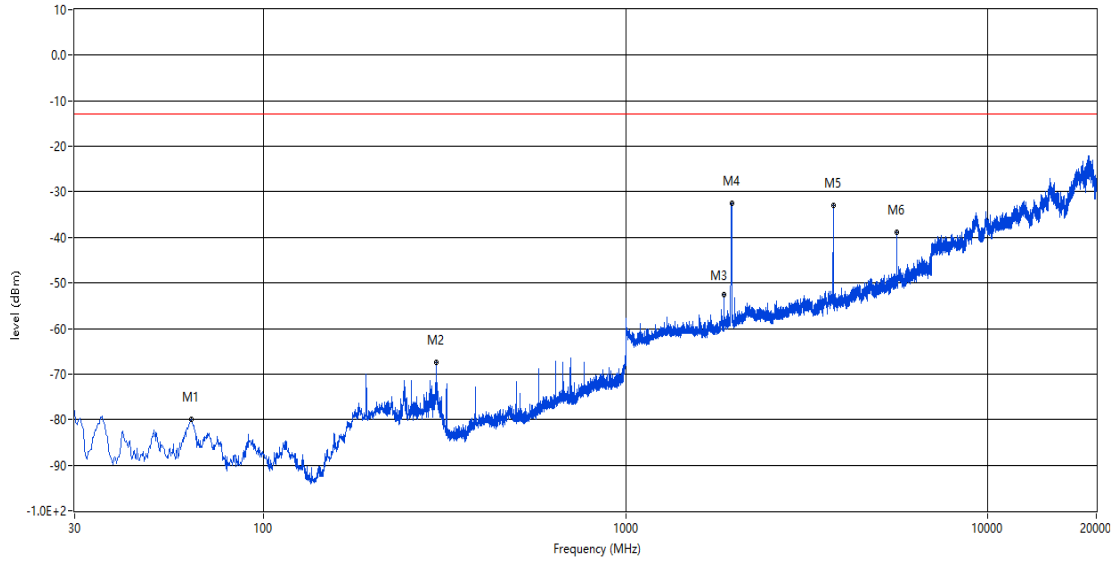
RSE Test case_FCC PART22&24&27_FCC PART 24_1900_GSM 1900&WCDMA B2&CDMA BC1<E B2&25



Frequency (MHz)	Result (dBm)	Factor (dB)	PK Limit (dBm)	Over Limit (dB)	Table (o)	ANT	EUT	Verdict
93.777	-83.29	-19.65	-13.0	-70.29	109.00	Horizontal	Horizontal	Pass
287.050	-62.88	-13.87	-13.0	-49.88	276.00	Horizontal	Horizontal	Pass
1873.500	-48.11	-1.16	-13.0	-35.11	144.00	Horizontal	Horizontal	N/A
1955.000	-43.81	-1.32	-13.0	-30.81	174.00	Horizontal	Horizontal	N/A
3746.000	-29.62	5.31	-13.0	-16.62	230.00	Horizontal	Horizontal	Pass
9292.812	-35.58	36.03	-13.0	-22.58	310.00	Horizontal	Horizontal	Pass

RSE-V LTE Band2 BW15 CH18900

RSE Test case FCC PART22&24&27 FCC PART 24_1900_GSM 1900&WCDMA B2&CDMA BC1<E B2&25

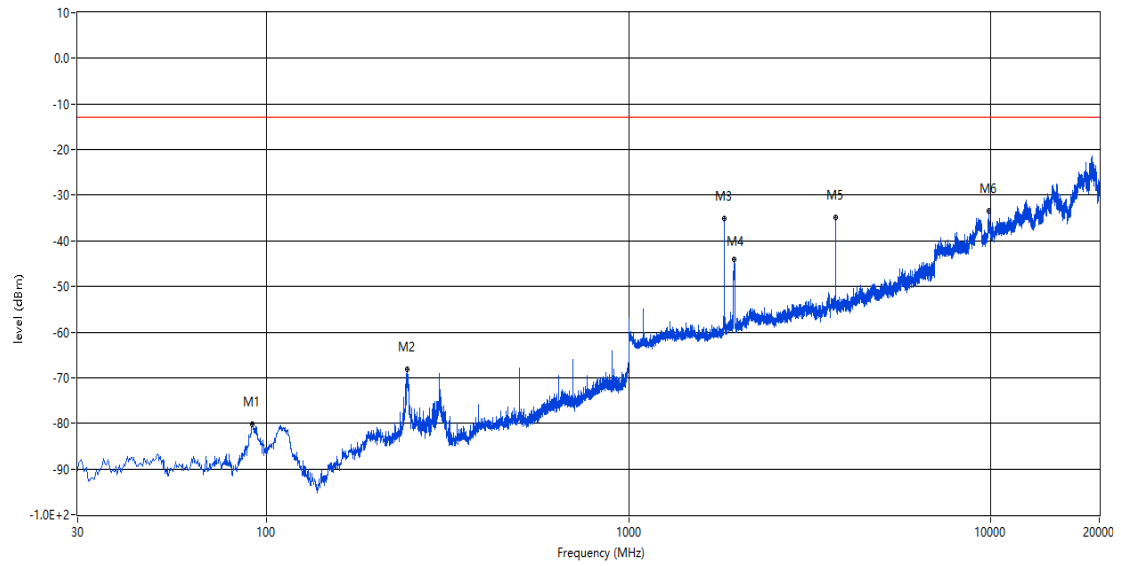


Frequency (MHz)	Result (dBm)	Factor (dB)	PK Limit (dBm)	Over Limit (dB)	Table (o)	ANT	EUT	Verdict
62.980	-79.89	-18.79	-13.0	-66.89	243.00	Vertical	Horizontal	Pass
299.902	-67.46	-13.16	-13.0	-54.46	29.00	Vertical	Horizontal	Pass
1873.500	-52.49	-1.16	-13.0	-39.49	354.00	Vertical	Horizontal	N/A
1963.500	-32.57	-1.35	-13.0	-19.57	224.00	Vertical	Horizontal	N/A
3746.000	-33.05	5.31	-13.0	-20.05	169.00	Vertical	Horizontal	Pass
5620.000	-38.97	10.12	-13.0	-25.97	201.00	Vertical	Horizontal	Pass

3.6 LTE Band2 BW20, Middle Channel

RSE-H LTE Band2 BW20 CH18900

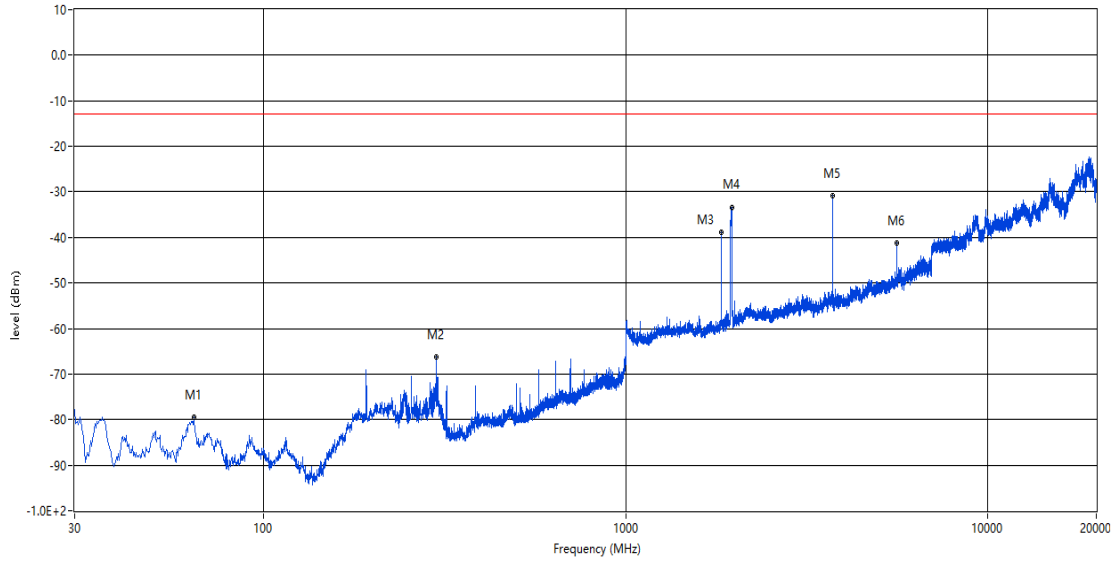
RSE Test case_FCC PART22&24&27_FCC PART 24_1900_GSM 1900&WCDMA B2&CDMA BC1<E B2&25



Frequency (MHz)	Result (dBm)	Factor (dB)	PK Limit (dBm)	Over Limit (dB)	Table (o)	ANT	EUT	Verdict
91.353	-80.28	-19.86	-13.0	-67.28	112.00	Horizontal	Horizontal	Pass
244.128	-68.20	-14.65	-13.0	-55.20	227.00	Horizontal	Horizontal	Pass
1835.500	-35.17	-1.86	-13.0	-22.17	125.00	Horizontal	Horizontal	N/A
1953.000	-44.08	-1.36	-13.0	-31.08	160.00	Horizontal	Horizontal	N/A
3742.000	-34.78	5.39	-13.0	-21.78	224.00	Horizontal	Horizontal	Pass
9903.750	-33.44	36.45	-13.0	-20.44	321.00	Horizontal	Horizontal	Pass

RSE-V LTE Band2 BW20 CH18900

RSE Test case FCC PART22&24&27 FCC PART 24_1900_GSM 1900&WCDMA B2&CDMA BC1<E B2&25

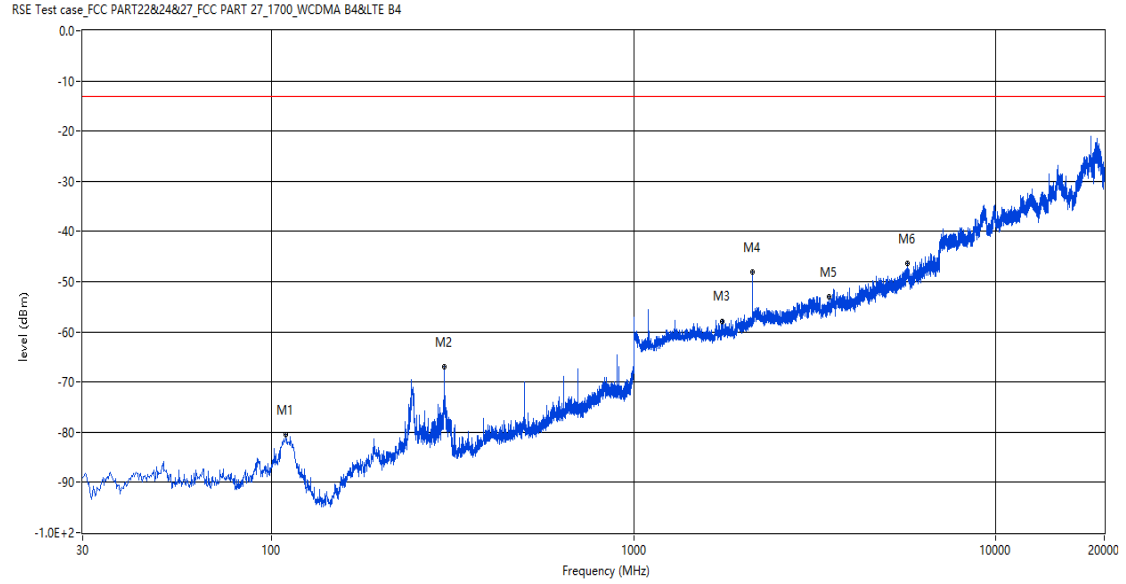


Frequency (MHz)	Result (dBm)	Factor (dB)	PK Limit (dBm)	Over Limit (dB)	Table (o)	ANT	EUT	Verdict
63.950	-79.57	-18.81	-13.0	-66.57	228.00	Vertical	Horizontal	Pass
299.902	-66.33	-13.16	-13.0	-53.33	1.00	Vertical	Horizontal	Pass
1835.500	-38.81	-1.86	-13.0	-25.81	358.00	Vertical	Horizontal	N/A
1967.500	-33.35	-1.53	-13.0	-20.35	227.00	Vertical	Horizontal	N/A
3742.000	-30.80	5.39	-13.0	-17.80	157.00	Vertical	Horizontal	Pass
5613.000	-41.27	9.93	-13.0	-28.27	194.00	Vertical	Horizontal	Pass

4 LTE Band 4

4.1 LTE Band4 BW1.4, Middle Channel

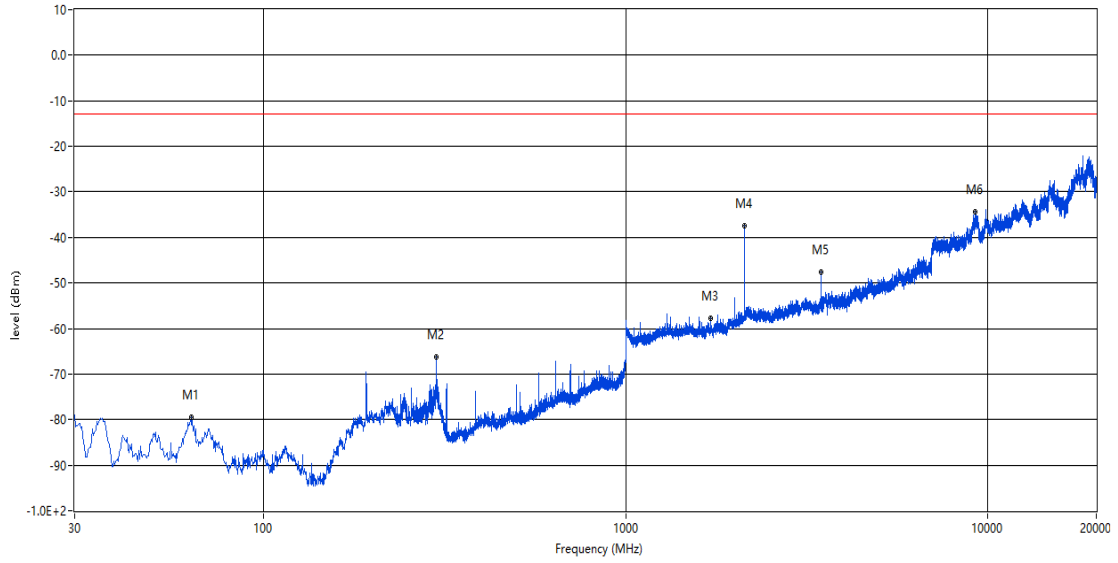
RSE-H LTE Band4 BW1.4 CH20175



Frequency (MHz)	Result (dBm)	Factor (dB)	PK Limit (dBm)	Over Limit (dB)	Table (o)	ANT	EUT	Verdict
109.540	-80.58	-19.63	-13.0	-67.58	155.00	Horizontal	Horizontal	Pass
299.902	-66.93	-13.14	-13.0	-53.93	176.00	Horizontal	Horizontal	Pass
1761.000	-57.84	-2.10	-13.0	-44.84	253.00	Horizontal	Horizontal	N/A
2132.000	-48.16	-0.49	-13.0	-35.16	209.00	Horizontal	Horizontal	N/A
3465.000	-52.91	3.84	-13.0	-39.91	177.00	Horizontal	Horizontal	Pass
5702.000	-46.40	10.89	-13.0	-33.40	240.00	Horizontal	Horizontal	Pass

RSE-V LTE Band4 BW1.4 CH20175

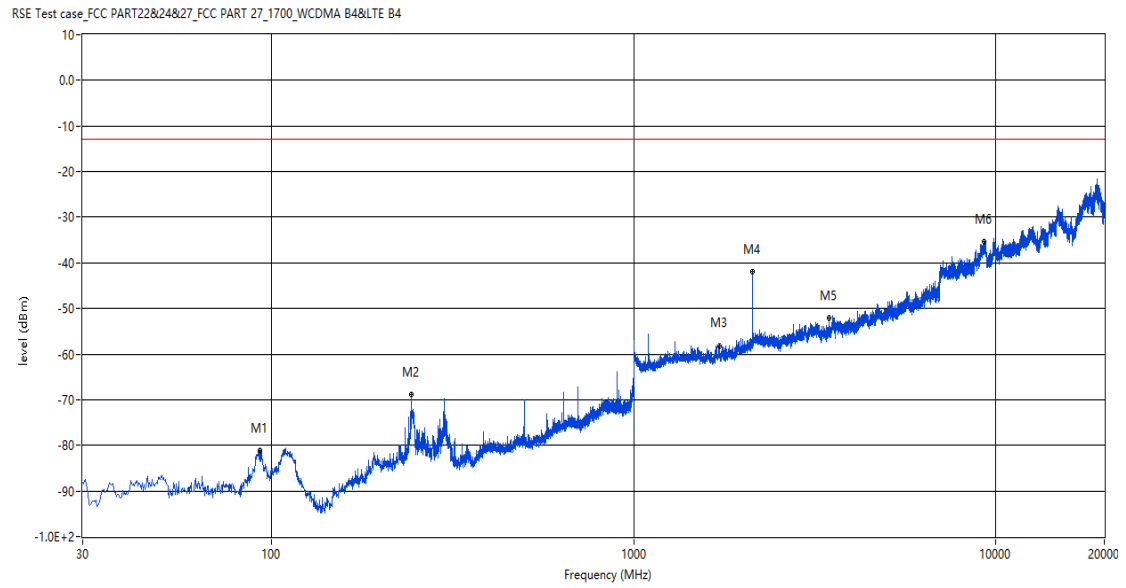
RSE Test case_FCC PART22&24&27_FCC PART 27_1700_WCDMA B4<E B4



Frequency (MHz)	Result (dBm)	Factor (dB)	PK Limit (dBm)	Over Limit (dB)	Table (o)	ANT	EUT	Verdict
62.980	-79.57	-18.84	-13.0	-66.57	281.00	Vertical	Horizontal	Pass
299.902	-66.31	-13.14	-13.0	-53.31	8.00	Vertical	Horizontal	Pass
1717.500	-57.72	-2.25	-13.0	-44.72	221.00	Vertical	Horizontal	N/A
2132.500	-37.55	-0.49	-13.0	-24.55	172.00	Vertical	Horizontal	N/A
3465.000	-47.60	3.83	-13.0	-34.60	171.00	Vertical	Horizontal	Pass
9258.313	-34.48	36.07	-13.0	-21.48	112.00	Vertical	Horizontal	Pass

4.2 LTE Band4 BW3, Middle Channel

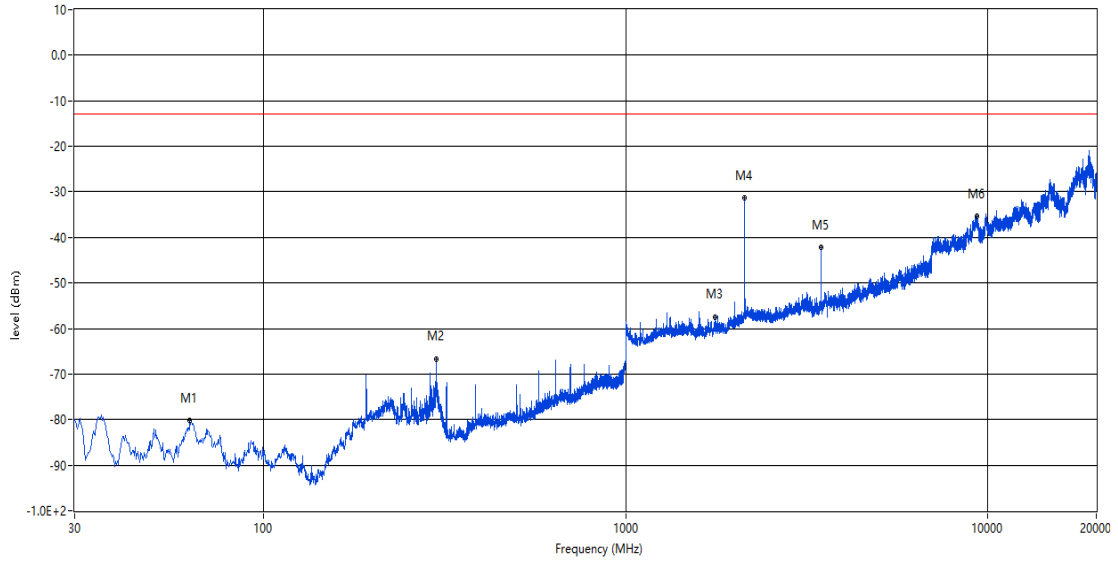
RSE-H LTE Band4 BW3 CH20175



Frequency (MHz)	Result (dBm)	Factor (dB)	PK Limit (dBm)	Over Limit (dB)	Table (o)	ANT	EUT	Verdict
92.565	-81.05	-19.70	-13.0	-68.05	89.00	Horizontal	Horizontal	Pass
243.400	-68.93	-14.67	-13.0	-55.93	232.00	Horizontal	Horizontal	Pass
1731.000	-58.22	-2.19	-13.0	-45.22	227.00	Horizontal	Horizontal	N/A
2132.500	-42.02	-0.49	-13.0	-29.02	168.00	Horizontal	Horizontal	N/A
3462.000	-52.06	4.07	-13.0	-39.06	181.00	Horizontal	Horizontal	Pass
9282.750	-35.32	36.09	-13.0	-22.32	360.00	Horizontal	Horizontal	Pass

RSE-V LTE Band4 BW3 CH20175

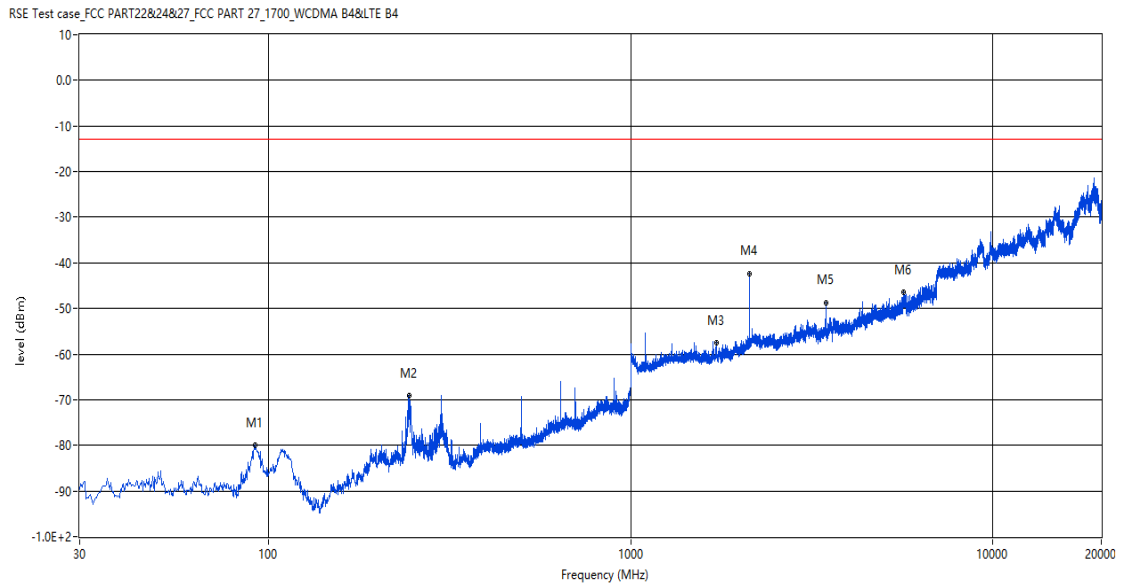
RSE Test case_FCC PART22&24&27_FCC PART 27_1700_WCDMA B4<E B4



Frequency (MHz)	Result (dBm)	Factor (dB)	PK Limit (dBm)	Over Limit (dB)	Table (o)	ANT	EUT	Verdict
62.495	-80.16	-18.82	-13.0	-67.16	239.00	Vertical	Horizontal	Pass
299.902	-66.60	-13.14	-13.0	-53.60	29.00	Vertical	Horizontal	Pass
1770.000	-57.40	-2.10	-13.0	-44.40	212.00	Vertical	Horizontal	N/A
2132.500	-31.34	-0.49	-13.0	-18.34	212.00	Vertical	Horizontal	N/A
3462.000	-42.28	4.07	-13.0	-29.28	150.00	Vertical	Horizontal	Pass
9380.500	-35.29	36.25	-13.0	-22.29	305.00	Vertical	Horizontal	Pass

4.3 LTE Band4 BW5, Middle Channel

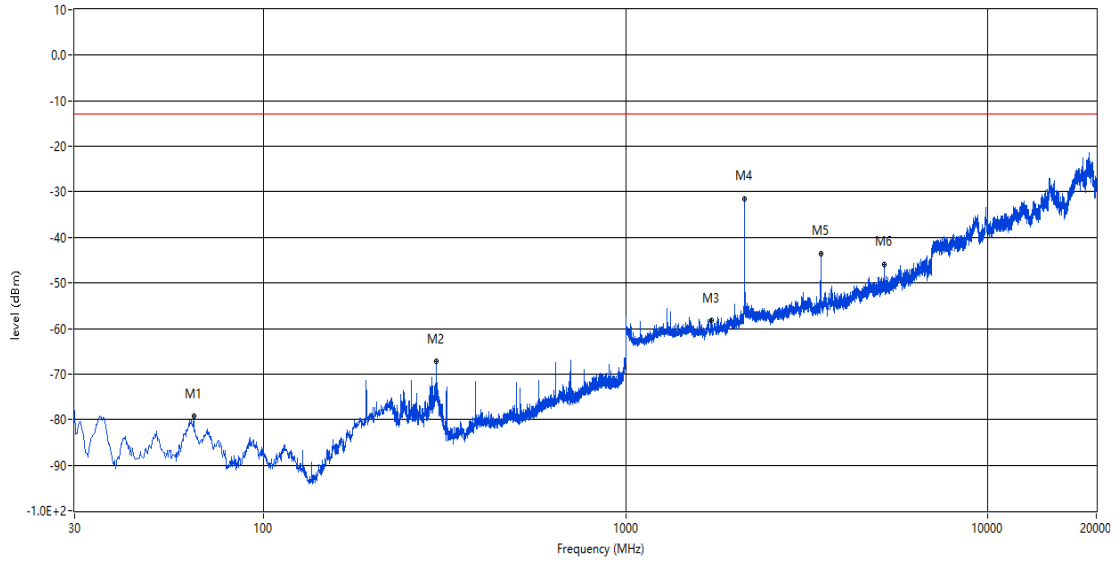
RSE-H LTE Band4 BW5 CH20175



Frequency (MHz)	Result (dBm)	Factor (dB)	PK Limit (dBm)	Over Limit (dB)	Table (o)	ANT	EUT	Verdict
91.838	-79.89	-19.76	-13.0	-66.89	130.00	Horizontal	Horizontal	Pass
244.855	-69.19	-14.69	-13.0	-56.19	265.00	Horizontal	Horizontal	Pass
1730.500	-57.46	-2.19	-13.0	-44.46	244.00	Horizontal	Horizontal	N/A
2133.000	-42.30	-0.50	-13.0	-29.30	132.00	Horizontal	Horizontal	N/A
3461.000	-48.87	4.13	-13.0	-35.87	225.00	Horizontal	Horizontal	Pass
5685.000	-46.46	11.35	-13.0	-33.46	360.00	Horizontal	Horizontal	Pass

RSE-V LTE Band4 BW5 CH20175

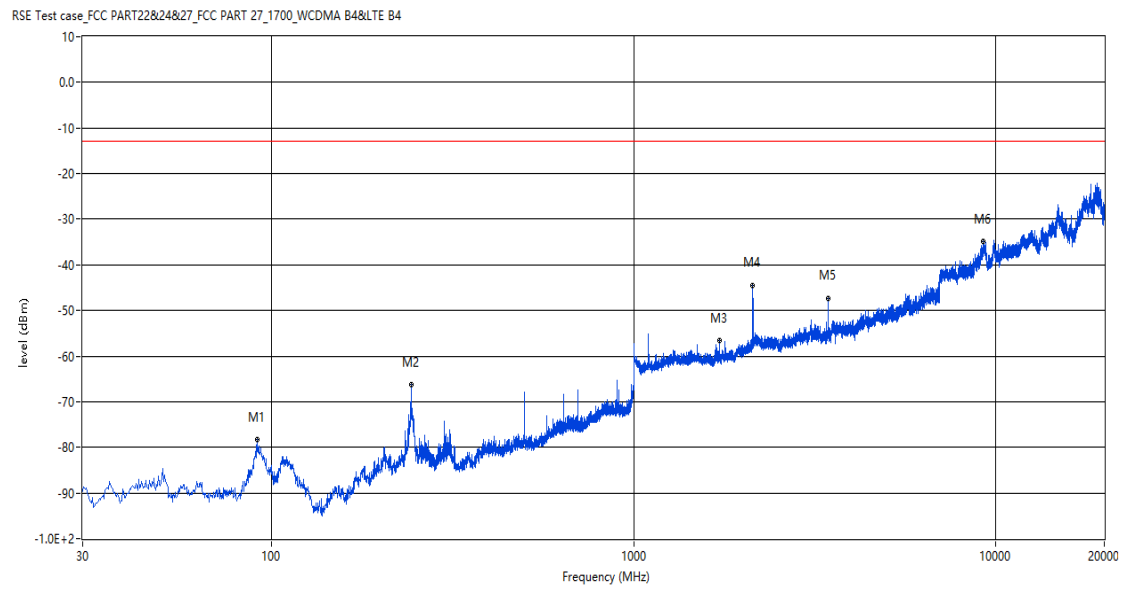
RSE Test case_FCC PART22&24&27_FCC PART 27_1700_WCDMA B4<E B4



Frequency (MHz)	Result (dBm)	Factor (dB)	PK Limit (dBm)	Over Limit (dB)	Table (o)	ANT	EUT	Verdict
63.950	-79.33	-18.88	-13.0	-66.33	273.00	Vertical	Horizontal	Pass
299.902	-67.21	-13.14	-13.0	-54.21	0.00	Vertical	Horizontal	Pass
1730.500	-58.27	-2.19	-13.0	-45.27	356.00	Vertical	Horizontal	N/A
2131.000	-31.44	-0.52	-13.0	-18.44	168.00	Vertical	Horizontal	N/A
3461.000	-43.50	4.13	-13.0	-30.50	230.00	Vertical	Horizontal	Pass
5191.000	-45.84	9.17	-13.0	-32.84	205.00	Vertical	Horizontal	Pass

4.4 LTE Band4 BW10, Middle Channel

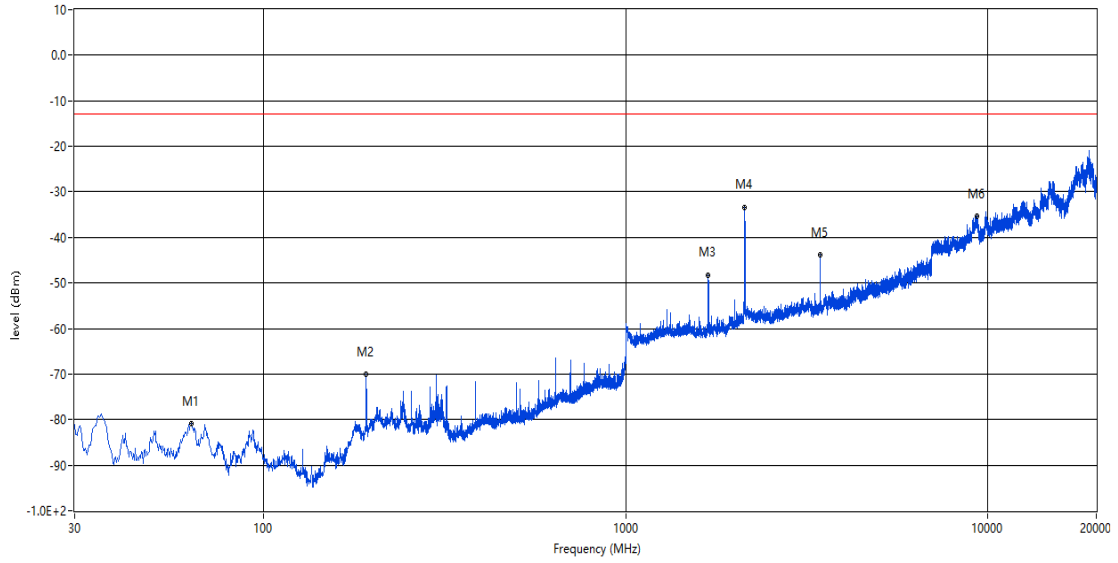
RSE-H LTE Band4 BW10 CH20175



Frequency (MHz)	Result (dBm)	Factor (dB)	PK Limit (dBm)	Over Limit (dB)	Table (o)	ANT	EUT	Verdict
91.353	-78.27	-19.85	-13.0	-65.27	108.00	Horizontal	Horizontal	Pass
243.158	-66.32	-14.67	-13.0	-53.32	105.00	Horizontal	Horizontal	Pass
1728.000	-56.50	-2.20	-13.0	-43.50	241.00	Horizontal	Horizontal	N/A
2128.500	-44.44	-0.70	-13.0	-31.44	64.00	Horizontal	Horizontal	N/A
3456.000	-47.26	4.11	-13.0	-34.26	125.00	Horizontal	Horizontal	Pass
9256.875	-34.78	35.99	-13.0	-21.78	5.00	Horizontal	Horizontal	Pass

RSE-V LTE Band4 BW10 CH20175

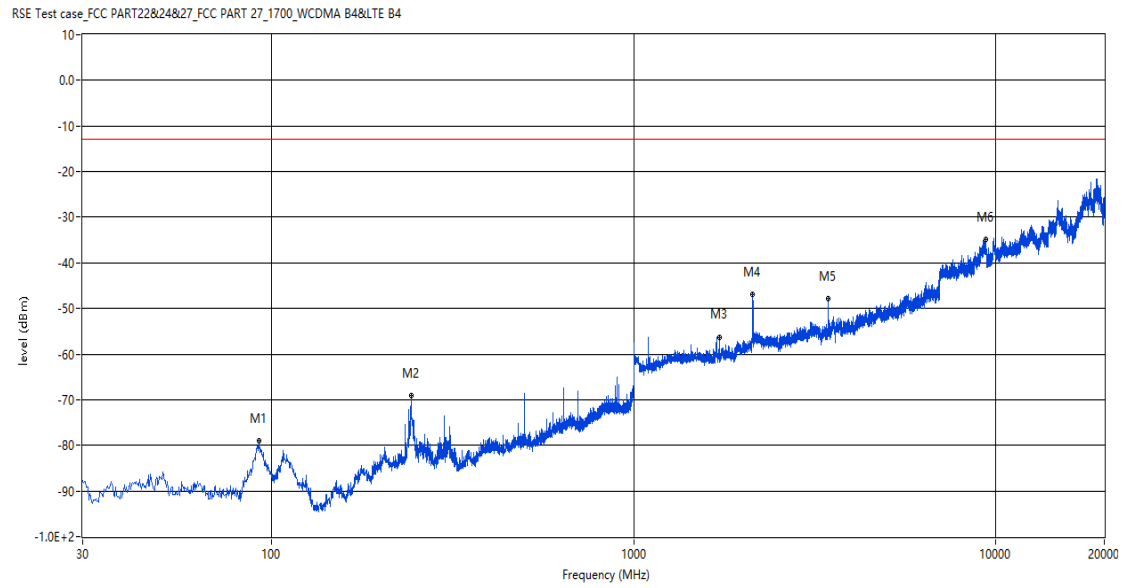
RSE Test case_FCC PART22&24&27_FCC PART 27_1700_WCDMA B4<E B4



Frequency (MHz)	Result (dBm)	Factor (dB)	PK Limit (dBm)	Over Limit (dB)	Table (o)	ANT	EUT	Verdict
63.222	-80.91	-18.85	-13.0	-67.91	221.00	Vertical	Horizontal	Pass
191.990	-70.11	-16.35	-13.0	-57.11	338.00	Vertical	Horizontal	Pass
1689.500	-48.19	-3.27	-13.0	-35.19	0.00	Vertical	Horizontal	N/A
2130.500	-33.32	-0.55	-13.0	-20.32	211.00	Vertical	Horizontal	N/A
3456.000	-43.77	4.11	-13.0	-30.77	235.00	Vertical	Horizontal	Pass
9341.688	-35.38	35.86	-13.0	-22.38	128.00	Vertical	Horizontal	Pass

4.5 LTE Band4 BW15, Middle Channel

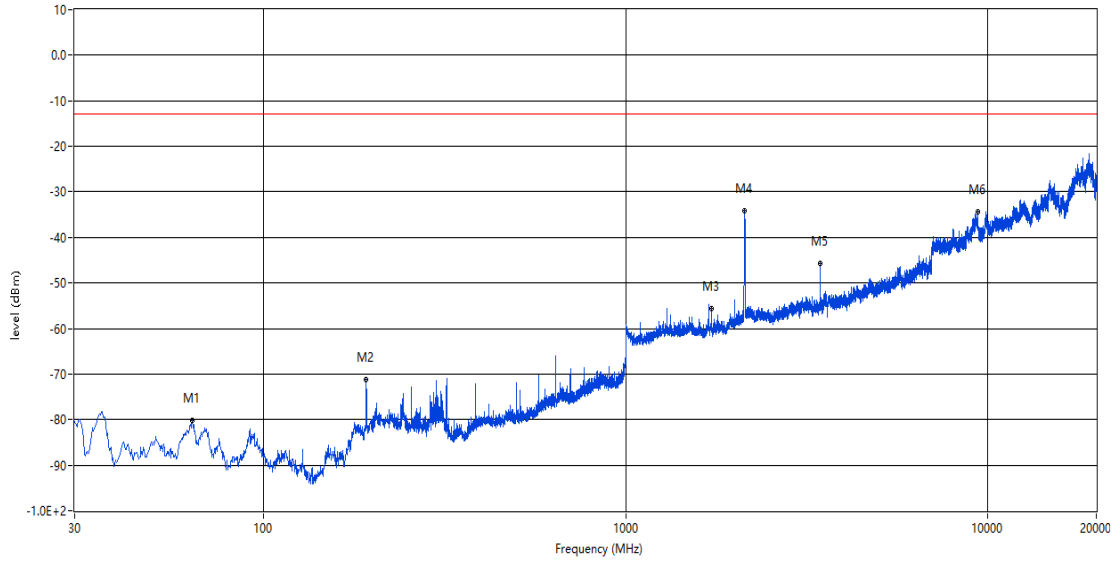
RSE-H LTE Band4 BW15 CH20175



Frequency (MHz)	Result (dBm)	Factor (dB)	PK Limit (dBm)	Over Limit (dB)	Table (o)	ANT	EUT	Verdict
92.080	-78.99	-19.72	-13.0	-65.99	115.00	Horizontal	Horizontal	Pass
243.158	-69.14	-14.67	-13.0	-56.14	75.00	Horizontal	Horizontal	Pass
1725.500	-56.22	-2.21	-13.0	-43.22	242.00	Horizontal	Horizontal	N/A
2127.000	-46.92	-0.79	-13.0	-33.92	67.00	Horizontal	Horizontal	N/A
3452.000	-47.77	4.02	-13.0	-34.77	148.00	Horizontal	Horizontal	Pass
9384.813	-34.78	36.31	-13.0	-21.78	304.00	Horizontal	Horizontal	Pass

RSE-V LTE Band4 BW15 CH20175

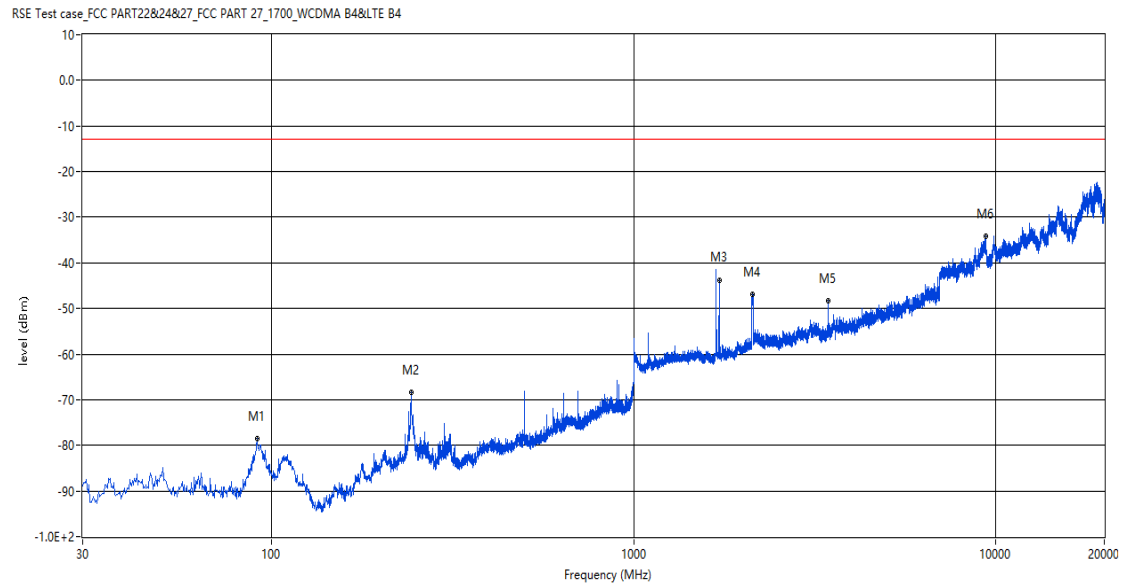
RSE Test case_FCC PART22&24&27_FCC PART 27_1700_WCDMA B4<E B4



Frequency (MHz)	Result (dBm)	Factor (dB)	PK Limit (dBm)	Over Limit (dB)	Table (o)	ANT	EUT	Verdict
63.465	-80.28	-18.86	-13.0	-67.28	254.00	Vertical	Horizontal	Pass
191.990	-71.23	-16.35	-13.0	-58.23	359.00	Vertical	Horizontal	Pass
1725.500	-55.69	-2.21	-13.0	-42.69	342.00	Vertical	Horizontal	N/A
2128.000	-34.23	-0.75	-13.0	-21.23	167.00	Vertical	Horizontal	N/A
3452.000	-45.81	4.02	-13.0	-32.81	155.00	Vertical	Horizontal	Pass
9393.438	-34.36	36.43	-13.0	-21.36	349.00	Vertical	Horizontal	Pass

4.6 LTE Band4 BW20, Middle Channel

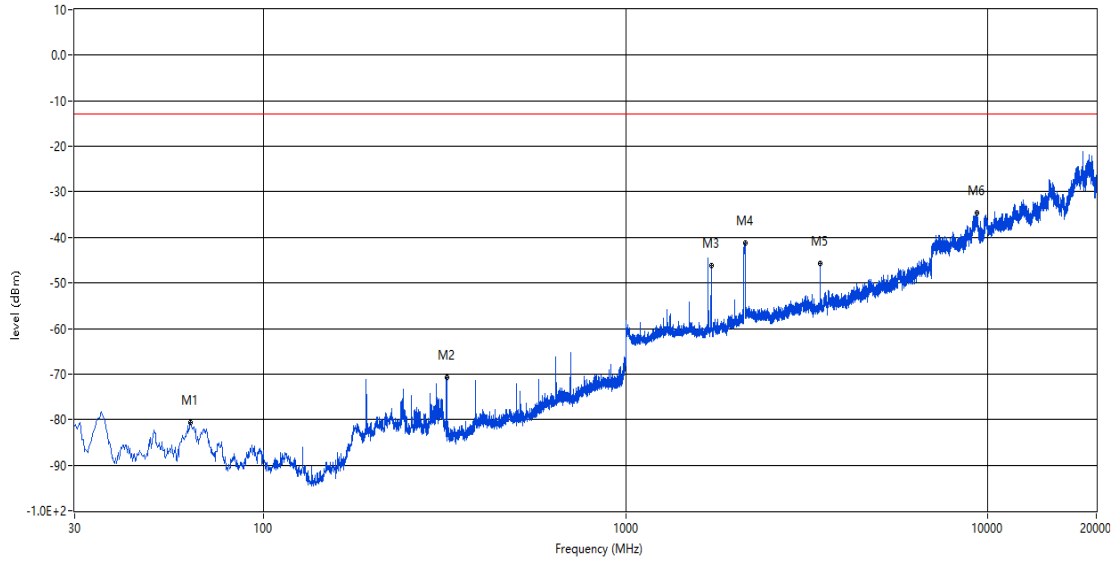
RSE-H LTE Band4 BW20 CH20175



Frequency (MHz)	Result (dBm)	Factor (dB)	PK Limit (dBm)	Over Limit (dB)	Table (o)	ANT	EUT	Verdict
91.110	-78.62	-19.89	-13.0	-65.62	133.00	Horizontal	Horizontal	Pass
243.400	-68.32	-14.67	-13.0	-55.32	273.00	Horizontal	Horizontal	Pass
1723.500	-43.83	-2.22	-13.0	-30.83	245.00	Horizontal	Horizontal	N/A
2129.000	-46.95	-0.66	-13.0	-33.95	63.00	Horizontal	Horizontal	N/A
3447.000	-48.30	3.87	-13.0	-35.30	146.00	Horizontal	Horizontal	Pass
9394.875	-34.18	36.45	-13.0	-21.18	137.00	Horizontal	Horizontal	Pass

RSE-V LTE Band4 BW20 CH20175

RSE Test case_FCC PART22&24&27_FCC PART 27_1700_WCDMA B4<E B4



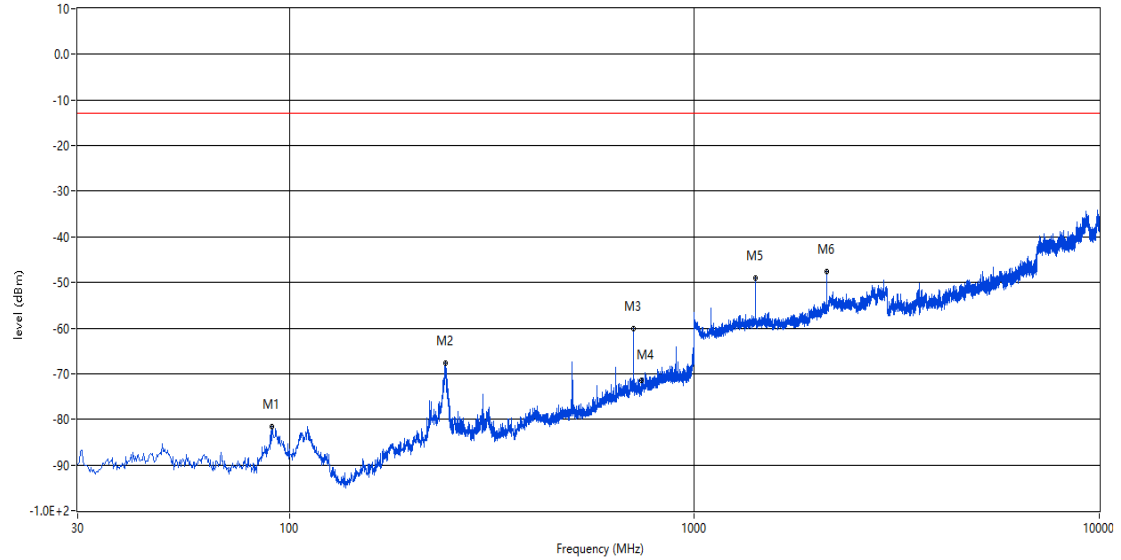
Frequency (MHz)	Result (dBm)	Factor (dB)	PK Limit (dBm)	Over Limit (dB)	Table (o)	ANT	EUT	Verdict
62.737	-80.74	-18.83	-13.0	-67.74	219.00	Vertical	Horizontal	Pass
320.030	-70.75	-14.26	-13.0	-57.75	0.00	Vertical	Horizontal	Pass
1723.500	-46.14	-2.22	-13.0	-33.14	353.00	Vertical	Horizontal	N/A
2137.000	-41.19	-0.35	-13.0	-28.19	136.00	Vertical	Horizontal	N/A
3447.000	-45.71	3.87	-13.0	-32.71	238.00	Vertical	Horizontal	Pass
9341.688	-34.57	35.86	-13.0	-21.57	218.00	Vertical	Horizontal	Pass

5 LTE Band 12

5.1 LTE Band12 BW1.4, Middle Channel

RSE-H LTE Band12 BW1.4 CH23095

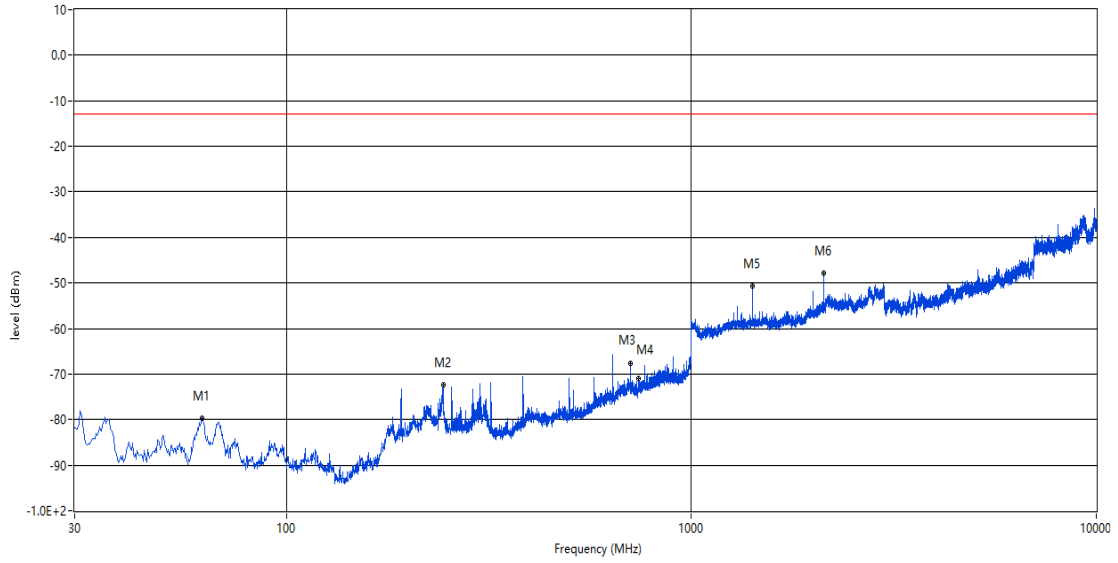
RSE Test case_FCC PART22&24&27_FCC PART 22_LTE B17



Frequency (MHz)	Result (dBm)	Factor (dB)	PK Limit (dBm)	Over Limit (dB)	Table (o)	ANT	EUT	Verdict
90.382	-81.52	-19.57	-13.0	-68.52	104.00	Horizontal	Horizontal	Pass
243.158	-67.59	-13.79	-13.0	-54.59	242.00	Horizontal	Horizontal	Pass
707.302	-60.21	-1.63	-13.0	-47.21	108.00	Horizontal	Horizontal	N/A
740.767	-71.36	-1.89	-13.0	-58.36	318.00	Horizontal	Horizontal	N/A
1414.500	-49.06	-1.51	-13.0	-36.06	239.00	Horizontal	Horizontal	Pass
2122.000	-47.57	1.50	-13.0	-34.57	142.00	Horizontal	Horizontal	Pass

RSE-V LTE Band12 BW1.4 CH23095

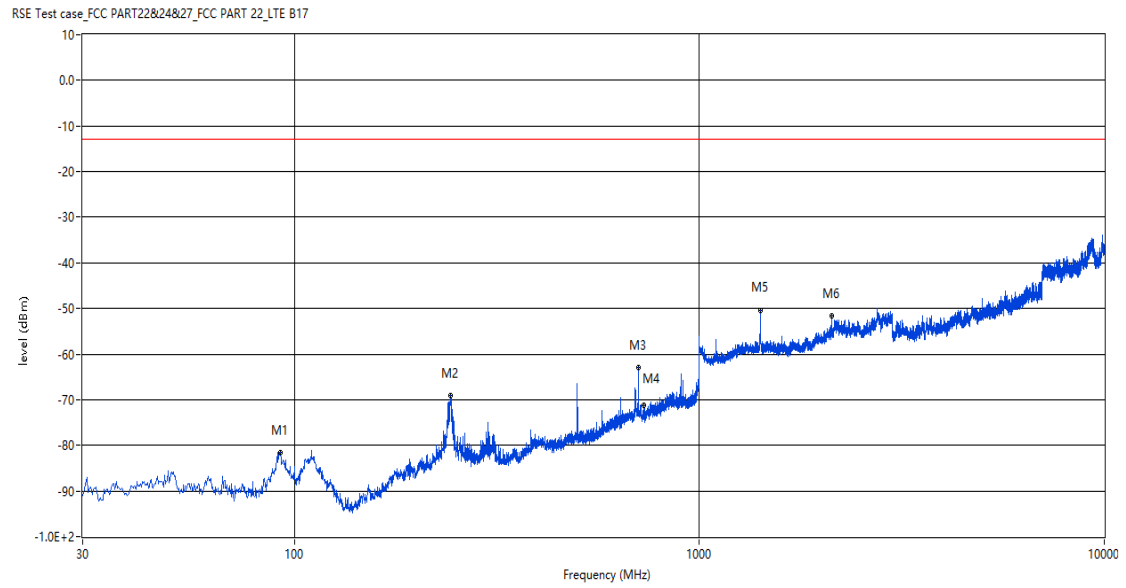
RSE Test case_FCC PART22&24&27_FCC PART 22_LTE B17



Frequency (MHz)	Result (dBm)	Factor (dB)	PK Limit (dBm)	Over Limit (dB)	Table (o)	ANT	EUT	Verdict
61.767	-79.64	-18.33	-13.0	-66.64	197.00	Vertical	Horizontal	Pass
243.642	-72.44	-13.81	-13.0	-59.44	17.00	Vertical	Horizontal	Pass
707.302	-67.70	-1.63	-13.0	-54.70	79.00	Vertical	Horizontal	N/A
739.070	-70.86	-1.92	-13.0	-57.86	116.00	Vertical	Horizontal	N/A
1415.000	-50.72	-1.50	-13.0	-37.72	182.00	Vertical	Horizontal	Pass
2122.500	-47.81	1.51	-13.0	-34.81	44.00	Vertical	Horizontal	Pass

5.2 LTE Band12 BW3, Middle Channel

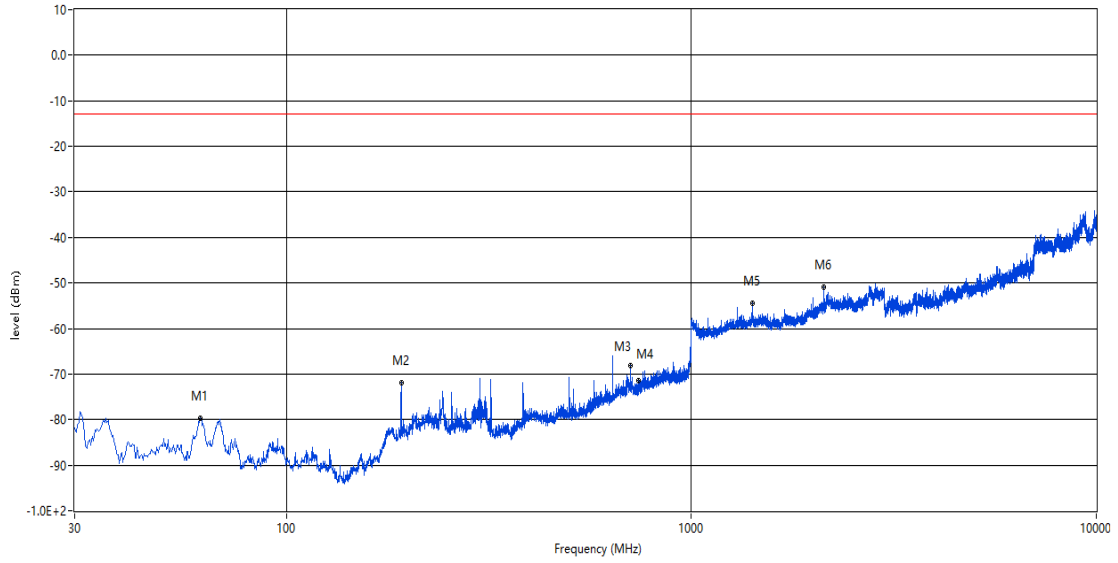
RSE-H LTE Band12 BW3 CH23095



Frequency (MHz)	Result (dBm)	Factor (dB)	PK Limit (dBm)	Over Limit (dB)	Table (o)	ANT	EUT	Verdict
92.323	-81.59	-19.28	-13.0	-68.59	119.00	Horizontal	Horizontal	Pass
242.672	-69.01	-13.78	-13.0	-56.01	99.00	Horizontal	Horizontal	Pass
707.302	-63.00	-1.63	-13.0	-50.00	132.00	Horizontal	Horizontal	N/A
729.855	-71.19	-2.02	-13.0	-58.19	15.00	Horizontal	Horizontal	N/A
1415.000	-50.35	-1.50	-13.0	-37.35	240.00	Horizontal	Horizontal	Pass
2122.000	-51.58	1.50	-13.0	-38.58	131.00	Horizontal	Horizontal	Pass

RSE-V LTE Band12 BW3 CH23095

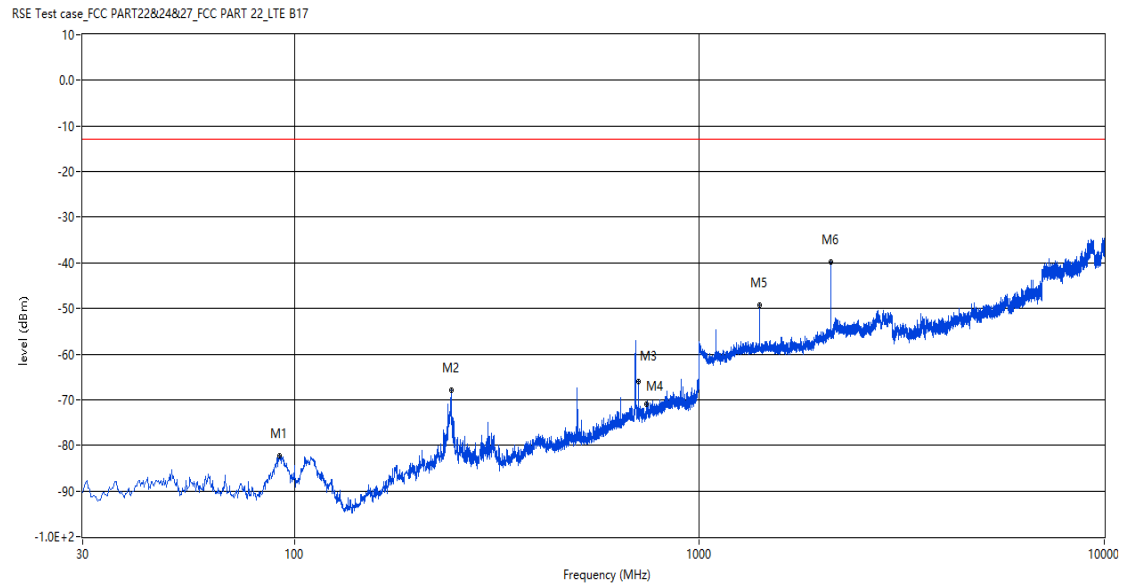
RSE Test case_FCC PART22&24&27_FCC PART 22_LTE B17



Frequency (MHz)	Result (dBm)	Factor (dB)	PK Limit (dBm)	Over Limit (dB)	Table (o)	ANT	EUT	Verdict
61.282	-79.66	-18.25	-13.0	-66.66	228.00	Vertical	Horizontal	Pass
191.990	-72.02	-15.72	-13.0	-59.02	304.00	Vertical	Horizontal	Pass
707.060	-68.08	-1.62	-13.0	-55.08	116.00	Vertical	Horizontal	N/A
740.040	-71.50	-1.91	-13.0	-58.50	199.00	Vertical	Horizontal	N/A
1413.500	-54.40	-1.52	-13.0	-41.40	212.00	Vertical	Horizontal	Pass
2123.000	-50.96	1.52	-13.0	-37.96	41.00	Vertical	Horizontal	Pass

5.3 LTE Band12 BW5, Middle Channel

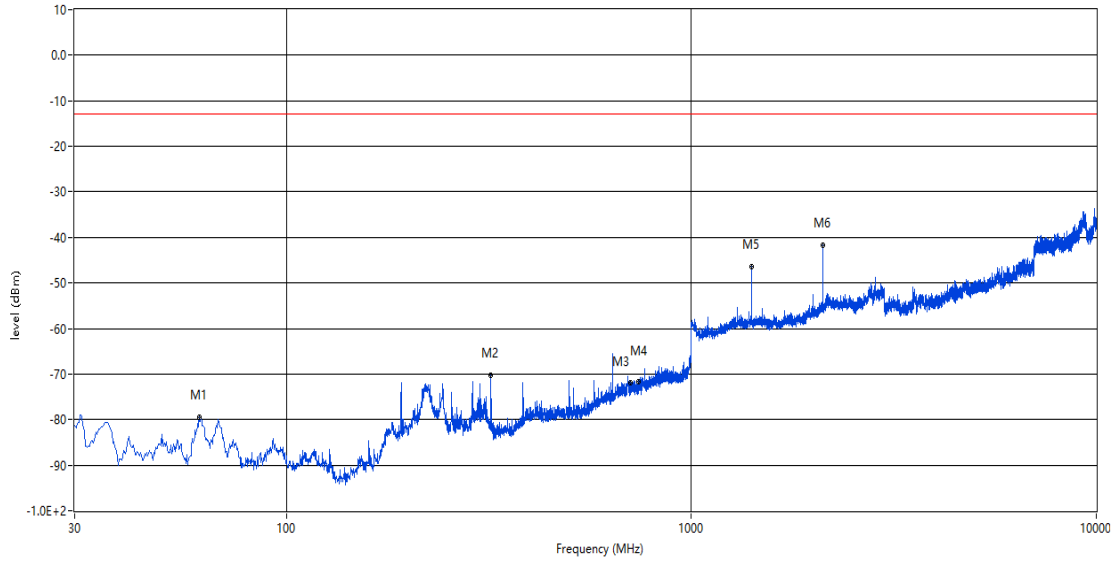
RSE-H LTE Band12 BW5 CH23095



Frequency (MHz)	Result (dBm)	Factor (dB)	PK Limit (dBm)	Over Limit (dB)	Table (o)	ANT	EUT	Verdict
92.080	-82.32	-19.29	-13.0	-69.32	143.00	Horizontal	Horizontal	Pass
243.642	-67.90	-13.81	-13.0	-54.90	94.00	Horizontal	Horizontal	Pass
707.302	-66.04	-1.63	-13.0	-53.04	138.00	Horizontal	Horizontal	N/A
739.313	-71.04	-1.92	-13.0	-58.04	149.00	Horizontal	Horizontal	N/A
1410.500	-49.29	-1.45	-13.0	-36.29	236.00	Horizontal	Horizontal	Pass
2116.000	-39.90	1.53	-13.0	-26.90	140.00	Horizontal	Horizontal	Pass

RSE-V LTE Band12 BW5 CH23095

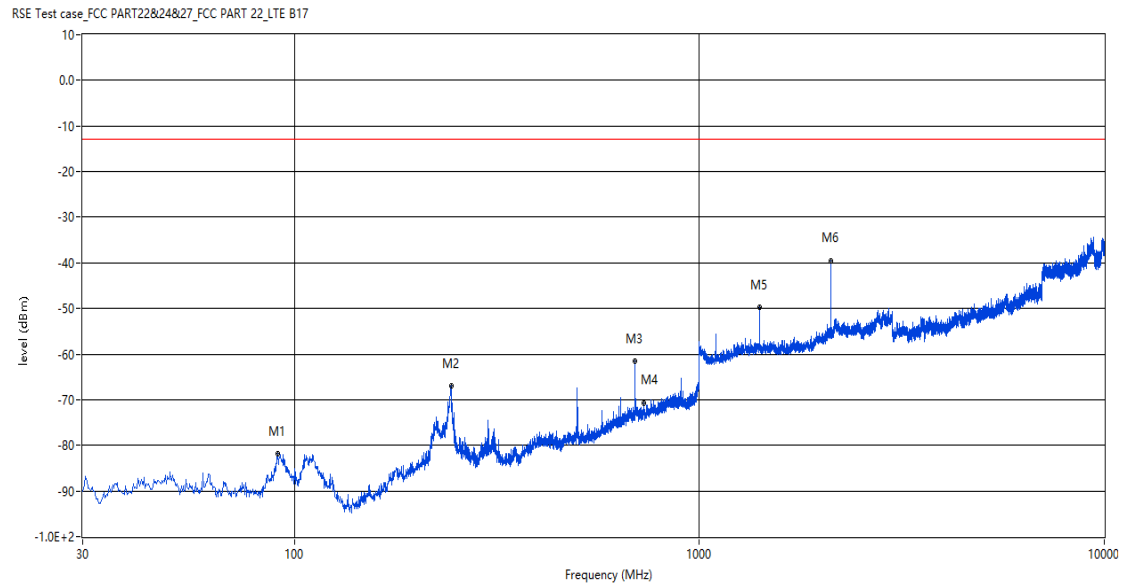
RSE Test case_FCC PART22&24&27_FCC PART 22_LTE B17



Frequency (MHz)	Result (dBm)	Factor (dB)	PK Limit (dBm)	Over Limit (dB)	Table (o)	ANT	EUT	Verdict
61.040	-79.41	-18.20	-13.0	-66.41	240.00	Vertical	Horizontal	Pass
320.030	-70.32	-13.62	-13.0	-57.32	10.00	Vertical	Horizontal	Pass
707.545	-71.80	-1.64	-13.0	-58.80	335.00	Vertical	Horizontal	N/A
740.767	-71.66	-1.89	-13.0	-58.66	154.00	Vertical	Horizontal	N/A
1410.500	-46.40	-1.45	-13.0	-33.40	192.00	Vertical	Horizontal	Pass
2116.000	-41.81	1.53	-13.0	-28.81	51.00	Vertical	Horizontal	Pass

5.4 LTE Band12 BW10, Middle Channel

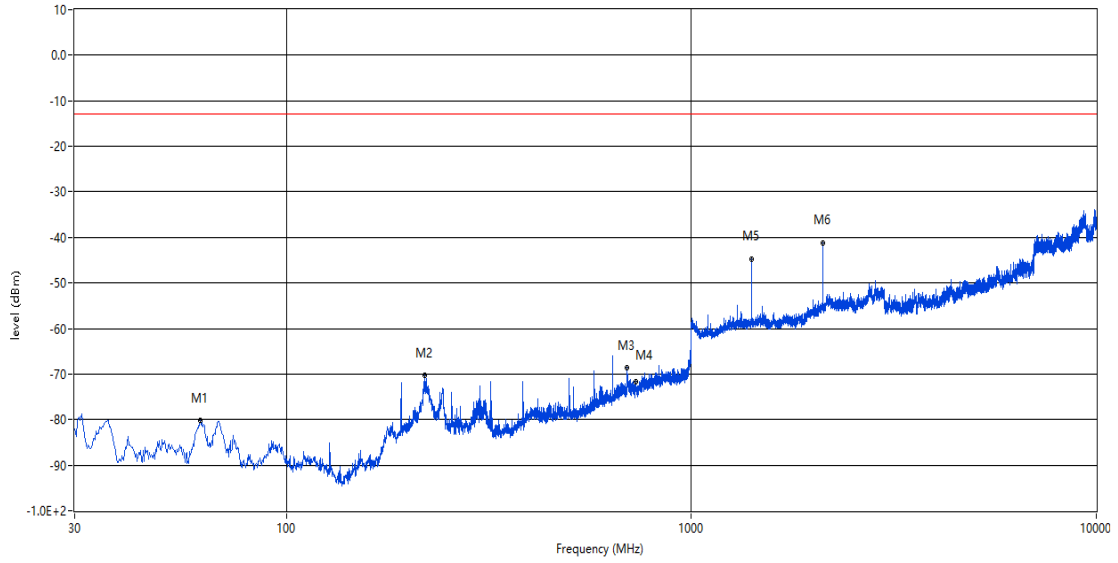
RSE-H LTE Band12 BW10 CH23095



Frequency (MHz)	Result (dBm)	Factor (dB)	PK Limit (dBm)	Over Limit (dB)	Table (o)	ANT	EUT	Verdict
90.868	-81.81	-19.50	-13.0	-68.81	104.00	Horizontal	Horizontal	Pass
243.642	-67.00	-13.81	-13.0	-54.00	110.00	Horizontal	Horizontal	Pass
694.207	-61.59	-1.72	-13.0	-48.59	177.00	Horizontal	Horizontal	N/A
728.885	-70.77	-2.03	-13.0	-57.77	158.00	Horizontal	Horizontal	N/A
1406.000	-49.82	-1.51	-13.0	-36.82	257.00	Horizontal	Horizontal	Pass
2109.000	-39.48	1.79	-13.0	-26.48	135.00	Horizontal	Horizontal	Pass

RSE-V LTE Band12 BW10 CH23095

RSE Test case_FCC PART22&24&27_FCC PART 22_LTE B17



Frequency (MHz)	Result (dBm)	Factor (dB)	PK Limit (dBm)	Over Limit (dB)	Table (o)	ANT	EUT	Verdict
61.282	-80.14	-18.25	-13.0	-67.14	174.00	Vertical	Horizontal	Pass
219.878	-70.37	-14.27	-13.0	-57.37	195.00	Vertical	Horizontal	Pass
694.207	-68.52	-1.72	-13.0	-55.52	44.00	Vertical	Horizontal	N/A
728.400	-71.76	-2.03	-13.0	-58.76	51.00	Vertical	Horizontal	N/A
1406.000	-44.67	-1.51	-13.0	-31.67	199.00	Vertical	Horizontal	Pass
2109.000	-41.14	1.79	-13.0	-28.14	64.00	Vertical	Horizontal	Pass