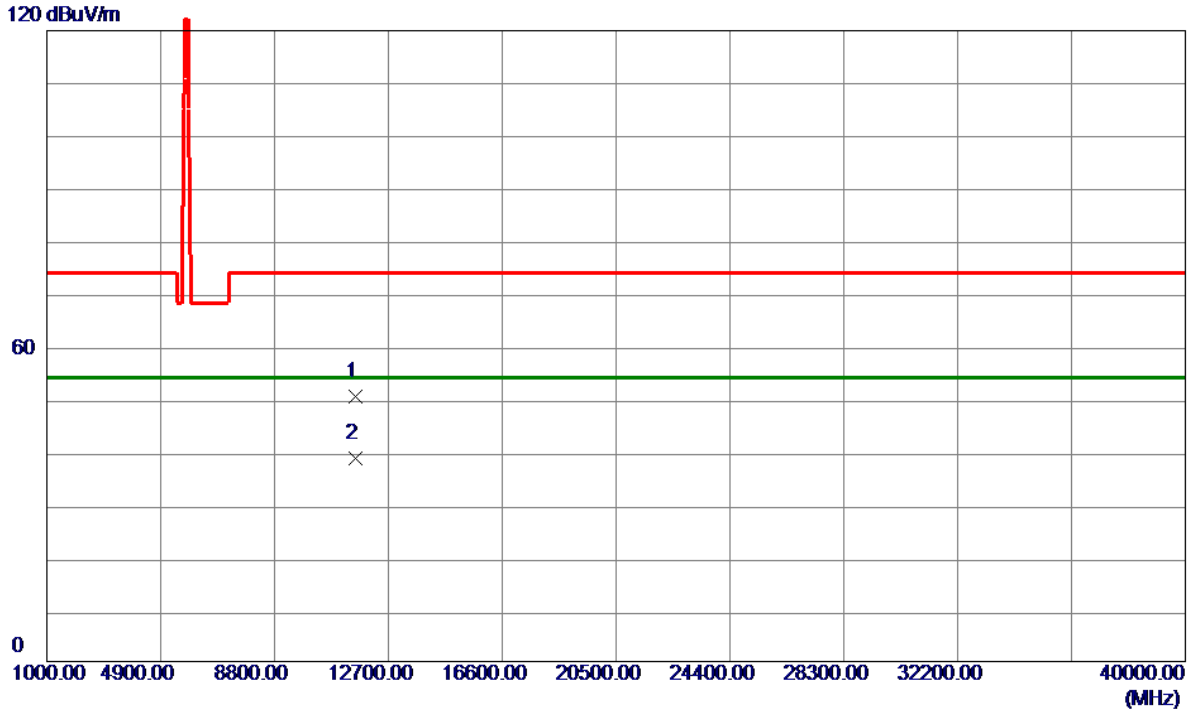


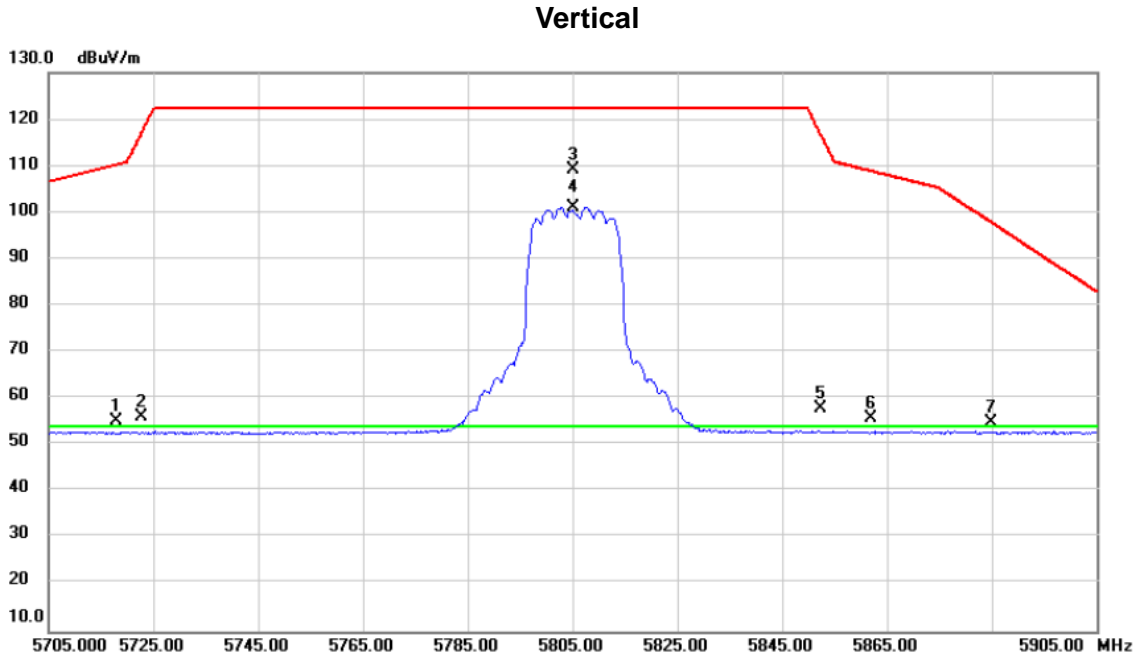
Orthogonal Axis:	X
Test Mode:	UNII-3/TX A Mode 5785MHz

Horizontal



No.	Freq. MHz	Reading Level dBuV/m	Correct Factor dB	Measure ment dBuV/m	Limit dBuV/m	Margin dB	Detector	Comment
1	11570.0000	47.16	3.28	50.44	74.00	-23.56	Peak	
2 *	11570.0000	35.38	3.28	38.66	54.00	-15.34	AVG	

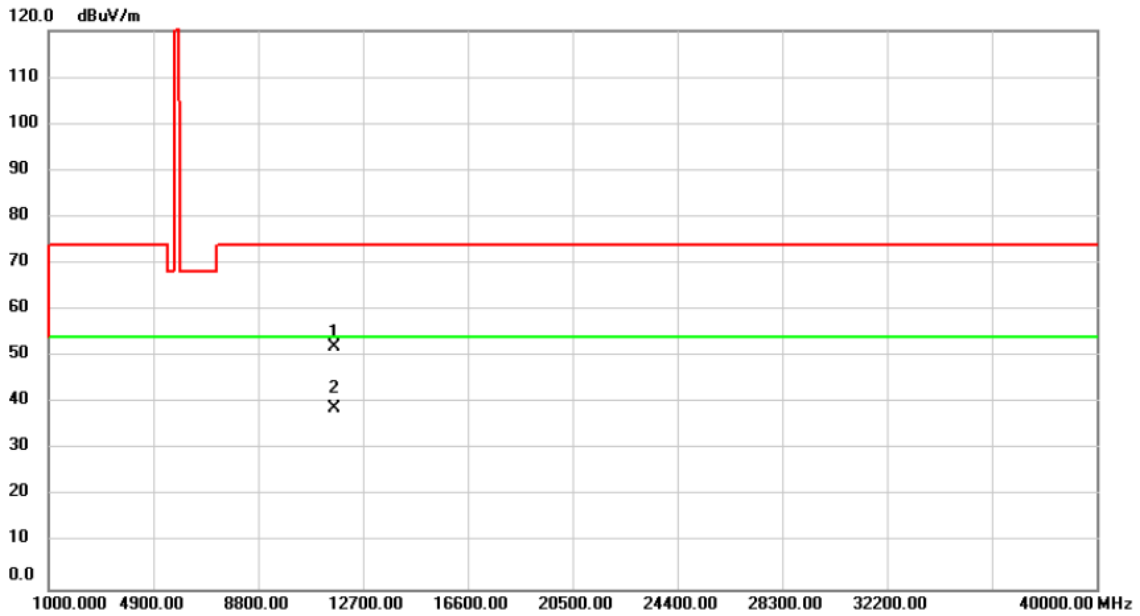
Orthogonal Axis:	X
Test Mode:	UNII-3/TX A Mode 5805MHz



No.	Mk.	Freq.	Reading Level	Correct Factor	Measurement	Limit	Over	Detector	Comment
		MHz	dBuV	dB	dBuV/m	dBuV/m	dB		
1		5717.885	16.62	38.51	55.13	110.21	-55.08	peak	
2		5722.755	17.57	38.53	56.10	117.08	-60.98	peak	
3		5805.000	70.46	38.75	109.21	122.20	-12.99	peak	No Limit
4	*	5805.000	62.31	38.75	101.06	54.00	47.06	AVG	No Limit
5		5852.370	18.91	38.87	57.78	116.80	-59.02	peak	
6		5862.000	16.87	38.91	55.78	108.84	-53.06	peak	
7		5884.810	15.98	38.97	54.95	97.92	-42.97	peak	

Orthogonal Axis:	X
Test Mode:	UNII-3/TX A Mode 5805MHz

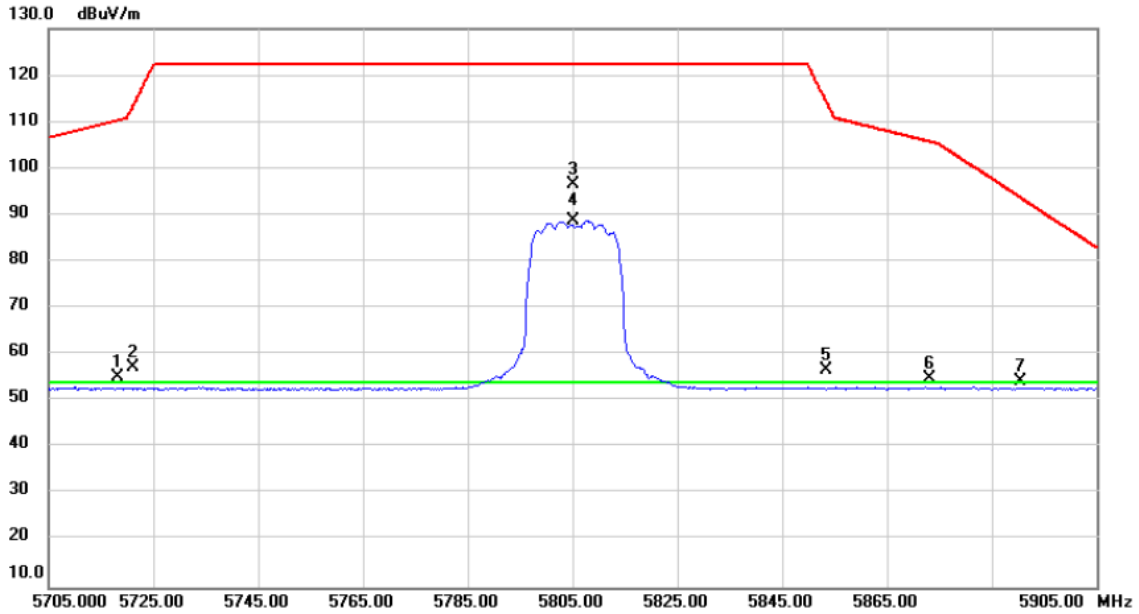
Vertical



No.	Mk.	Freq. MHz	Reading Level dBuV	Correct Factor dB	Measure- ment dBuV/m	Limit dBuV/m	Over dB	Detector	Comment
1		11610.00	48.88	3.21	52.09	74.00	-21.91	peak	
2	*	11610.00	35.63	3.21	38.84	54.00	-15.16	AVG	

Orthogonal Axis:	X
Test Mode:	UNII-3/TX A Mode 5805MHz

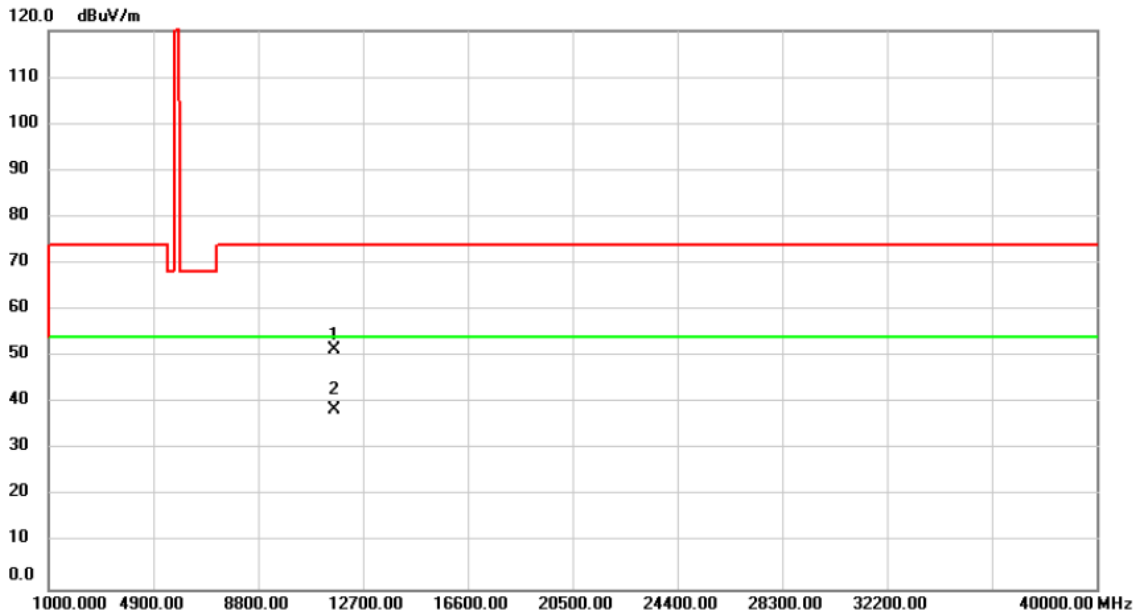
Horizontal



No.	Mk.	Freq.	Reading Level	Correct Factor	Measurement	Limit	Over	Detector	Comment
		MHz	dBuV	dB	dBuV/m	dBuV/m	dB		
1		5718.320	16.51	38.51	55.02	110.33	-55.31	peak	
2		5721.265	18.63	38.52	57.15	113.69	-56.54	peak	
3		5805.000	57.72	38.75	96.47	122.20	-25.73	peak	No Limit
4	*	5805.000	50.13	38.75	88.88	54.00	34.88	AVG	No Limit
5		5853.515	17.64	38.89	56.53	114.18	-57.65	peak	
6		5873.200	15.92	38.94	54.86	105.70	-50.84	peak	
7		5890.360	15.30	38.98	54.28	93.80	-39.52	peak	

Orthogonal Axis:	X
Test Mode:	UNII-3/TX A Mode 5805MHz

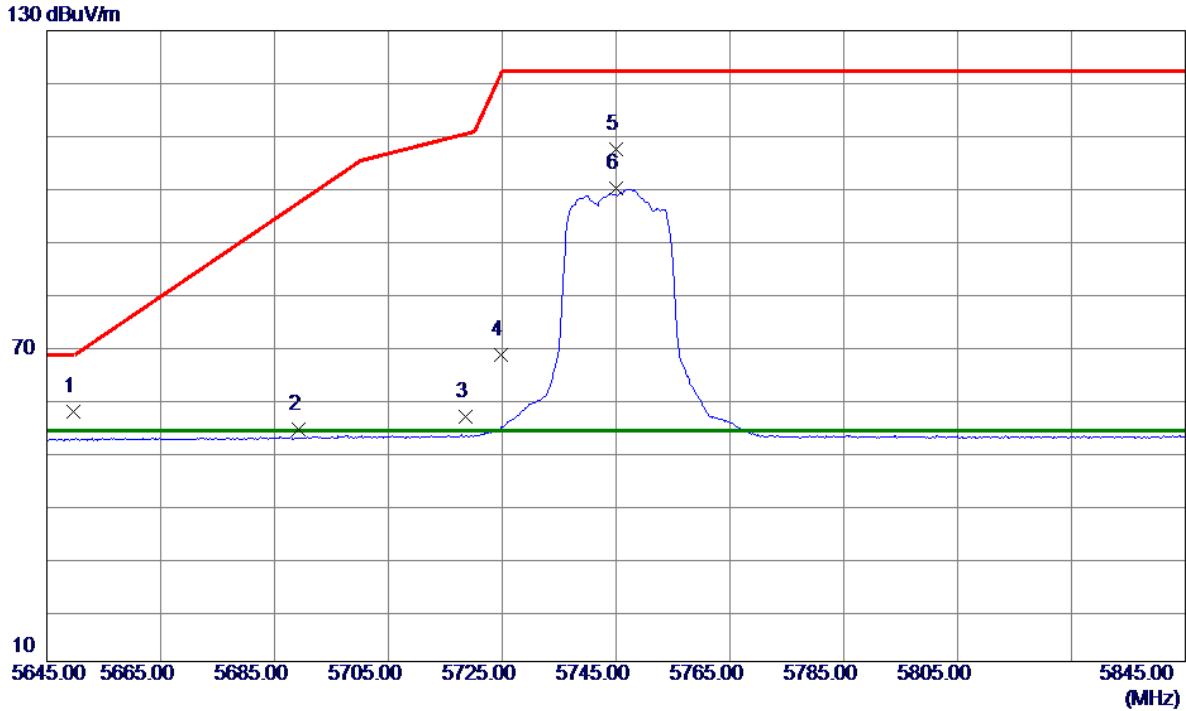
Horizontal



No.	Mk.	Freq.	Reading Level	Correct Factor	Measurement	Limit	Over	Detector	Comment
		MHz	dBuV	dB	dBuV/m	dBuV/m	dB		
1		11610.00	48.20	3.21	51.41	74.00	-22.59	peak	
2	*	11610.00	35.42	3.21	38.63	54.00	-15.37	AVG	

Orthogonal Axis:	X
Test Mode:	UNII-3/TX N20 Mode 5745MHz

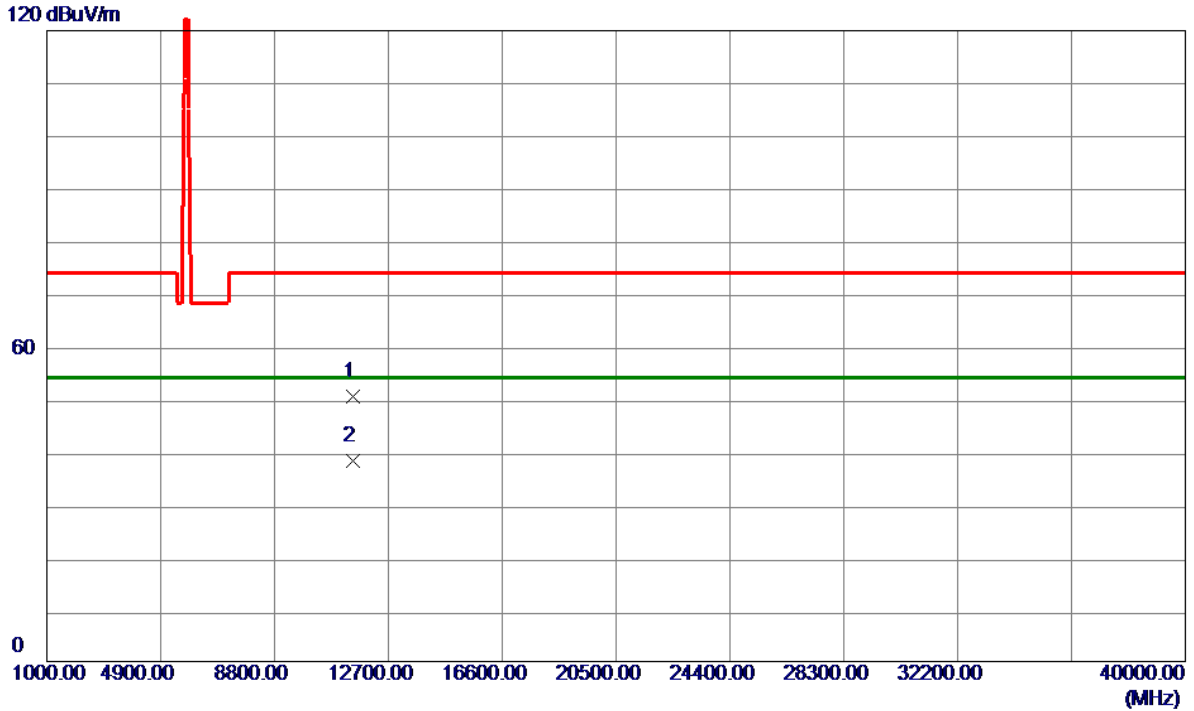
Vertical



No.	Freq. MHz	Reading Level dBuV/m	Correct Factor dB	Measure ment dBuV/m	Limit dBuV/m	Margin dB	Detector	Comment
1	5649.5750	19.27	38.33	57.60	68.20	-10.60	Peak	
2	5689.2500	15.65	38.43	54.08	97.24	-43.16	Peak	
3	5718.4600	18.11	38.51	56.62	110.37	-53.75	Peak	
4	5724.6850	29.75	38.53	68.28	121.48	-53.20	Peak	
5	5745.0000	68.93	38.59	107.52	122.20	-14.68	Peak	
6 *	5745.0000	61.33	38.59	99.92	54.00	45.92	AVG	

Orthogonal Axis:	X
Test Mode:	UNII-3/TX N20 Mode 5745MHz

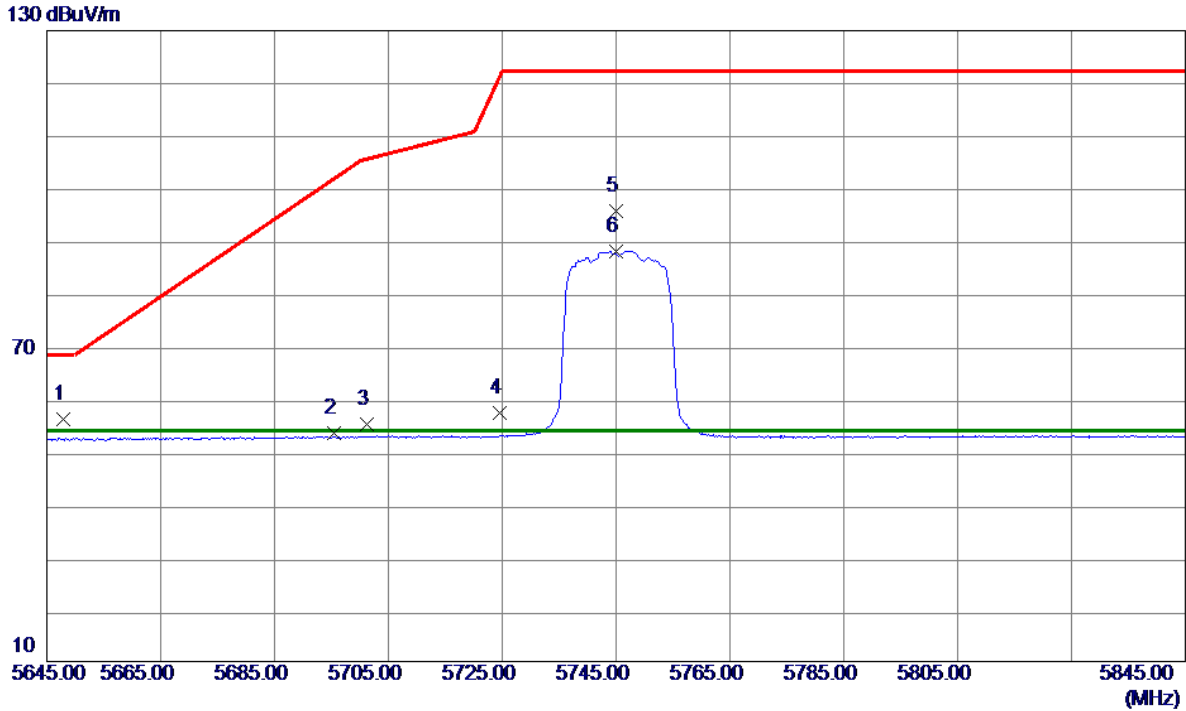
Vertical



No.	Freq. MHz	Reading Level dBuV/m	Correct Factor dB	Measure ment dBuV/m	Limit dBuV/m	Margin dB	Detector	Comment
1	11490.0000	46.99	3.41	50.40	74.00	-23.60	Peak	
2 *	11490.0000	34.77	3.41	38.18	54.00	-15.82	AVG	

Orthogonal Axis:	X
Test Mode:	UNII-3/TX N20 Mode 5745MHz

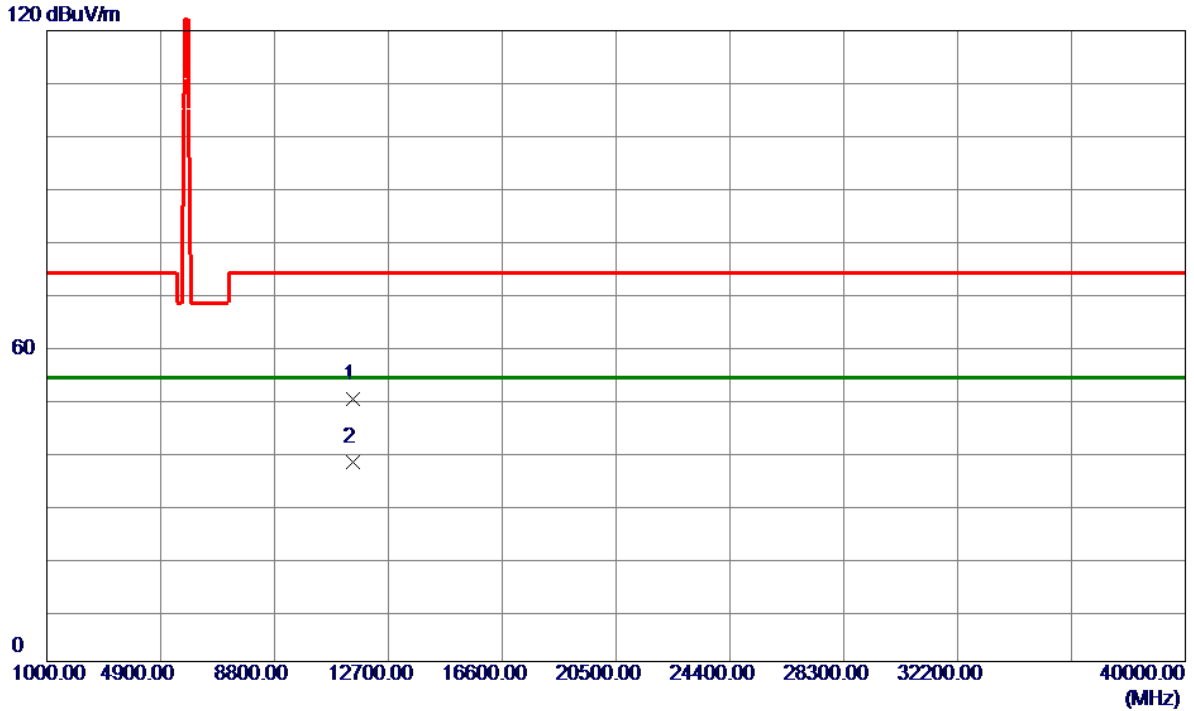
Horizontal



No.	Freq. MHz	Reading Level dBuV/m	Correct Factor dB	Measure ment dBuV/m	Limit dBuV/m	Margin dB	Detector	Comment
1	5647.9300	17.85	38.32	56.17	68.20	-12.03	Peak	
2	5695.5500	14.91	38.45	53.36	101.91	-48.55	Peak	
3	5701.2000	16.64	38.47	55.11	105.54	-50.43	Peak	
4	5724.5200	18.86	38.53	57.39	121.11	-63.72	Peak	
5	5745.0000	57.17	38.59	95.76	122.20	-26.44	Peak	
6 *	5745.0000	49.41	38.59	88.00	54.00	34.00	AVG	

Orthogonal Axis:	X
Test Mode:	UNII-3/TX N20 Mode 5745MHz

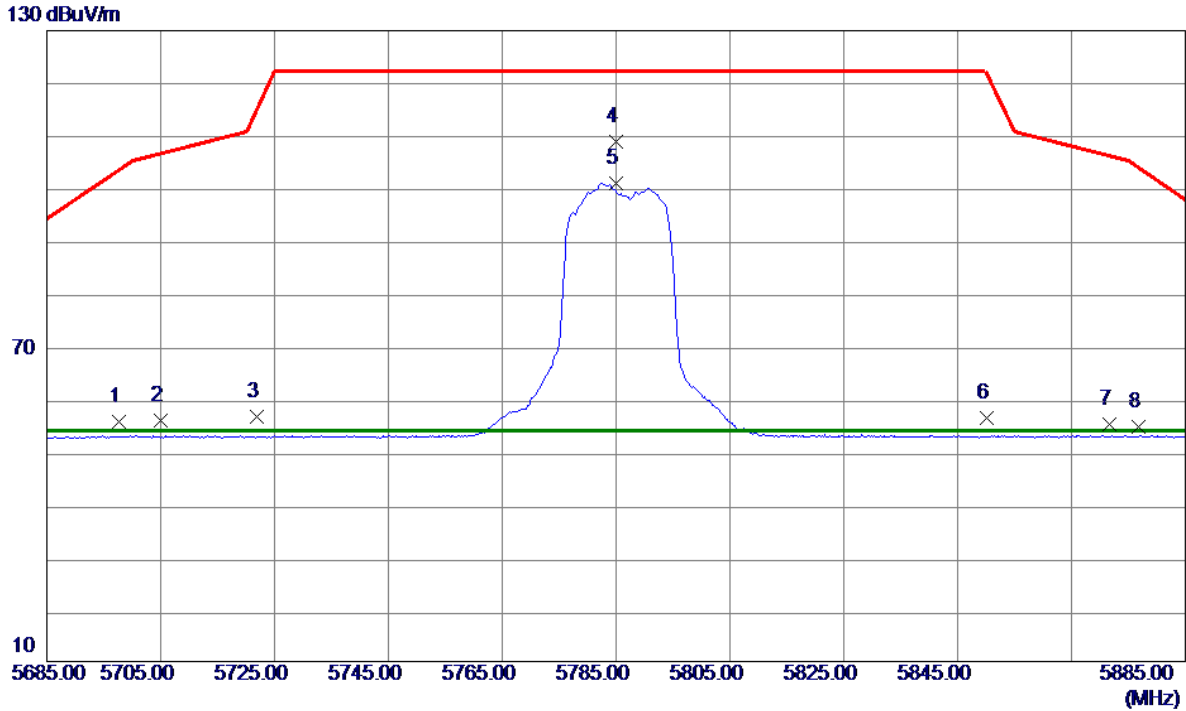
Horizontal



No.	Freq. MHz	Reading Level dBuV/m	Correct Factor dB	Measure ment dBuV/m	Limit dBuV/m	Margin dB	Detector	Comment
1	11490.0000	46.51	3.41	49.92	74.00	-24.08	Peak	
2 *	11490.0000	34.62	3.41	38.03	54.00	-15.97	AVG	

Orthogonal Axis:	X
Test Mode:	UNII-3/TX N20 Mode 5785MHz

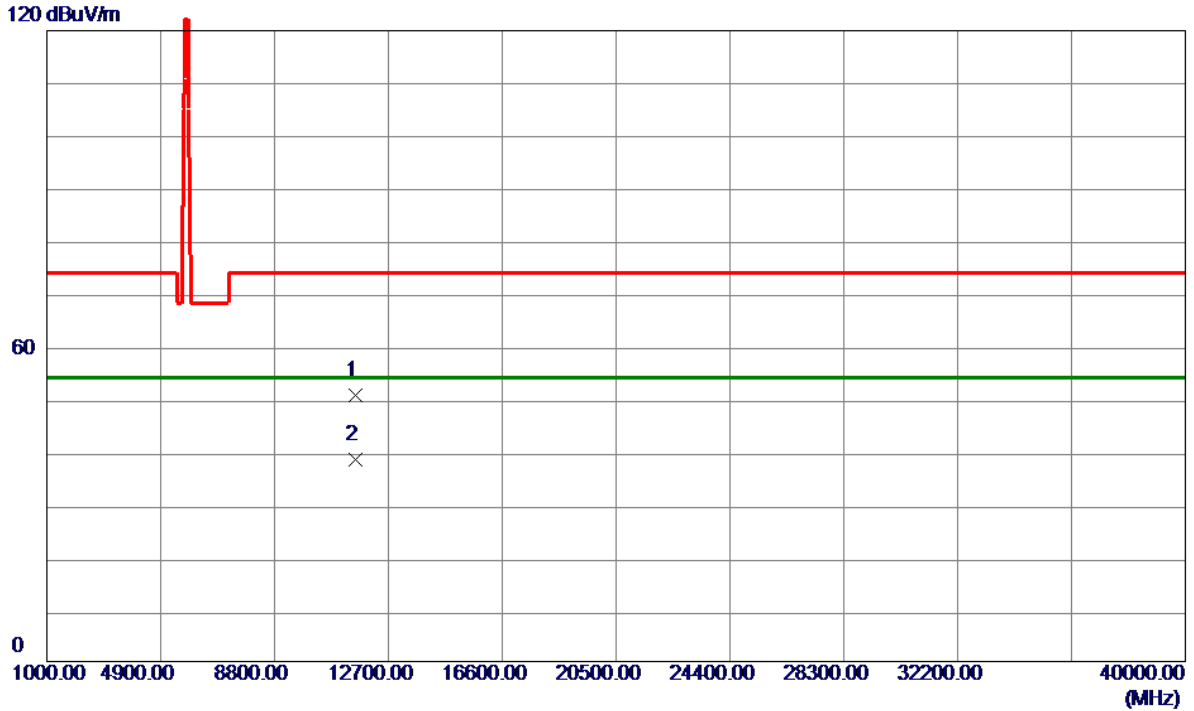
Vertical



No.	Freq. MHz	Reading Level dBuV/m	Correct Factor dB	Measure ment dBuV/m	Limit dBuV/m	Margin dB	Detector	Comment
1	5697.5700	17.22	38.46	55.68	103.40	-47.72	Peak	
2	5705.0400	17.31	38.48	55.79	106.61	-50.82	Peak	
3	5721.8700	17.95	38.52	56.47	115.06	-58.59	Peak	
4	5785.0000	70.29	38.70	108.99	122.20	-13.21	Peak	
5 *	5785.0000	62.25	38.70	100.95	54.00	46.95	AVG	
6	5850.2100	17.55	38.87	56.42	121.72	-65.30	Peak	
7	5871.6600	16.19	38.93	55.12	106.14	-51.02	Peak	
8	5876.7599	15.79	38.94	54.73	103.90	-49.17	Peak	

Orthogonal Axis:	X
Test Mode:	UNII-3/TX N20 Mode 5785MHz

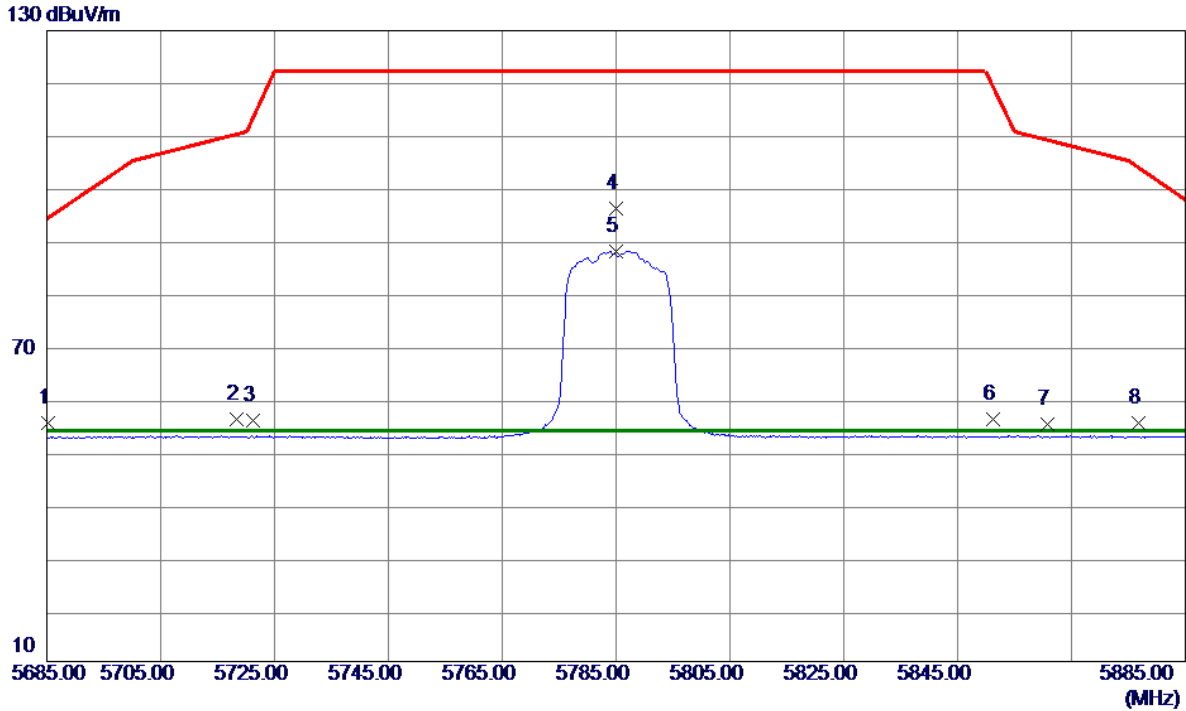
Vertical



No.	Freq. MHz	Reading Level dBuV/m	Correct Factor dB	Measure ment dBuV/m	Limit dBuV/m	Margin dB	Detector	Comment
1	11570.0000	47.34	3.28	50.62	74.00	-23.38	Peak	
2 *	11570.0000	35.17	3.28	38.45	54.00	-15.55	AVG	

Orthogonal Axis:	X
Test Mode:	UNII-3/TX N20 Mode 5785MHz

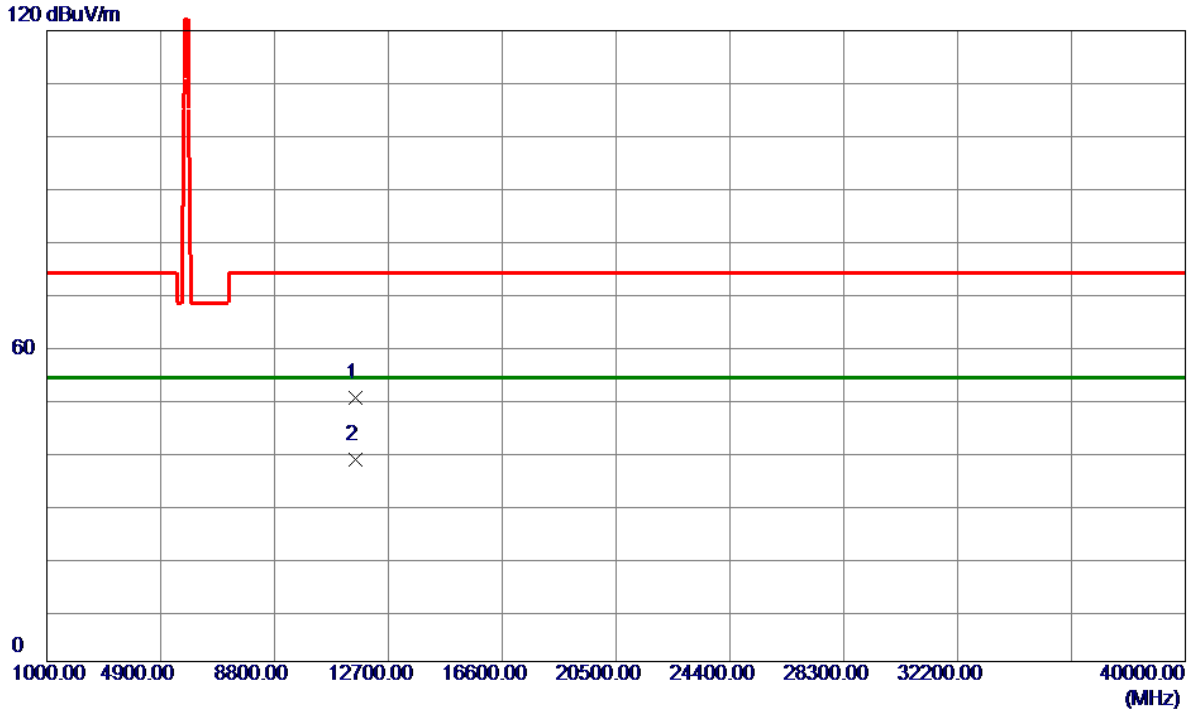
Horizontal



No.	Freq. MHz	Reading Level dBuV/m	Correct Factor dB	Measure ment dBuV/m	Limit dBuV/m	Margin dB	Detector	Comment
1	5685.2550	16.96	38.42	55.38	94.29	-38.91	Peak	
2	5718.2400	17.50	38.51	56.01	110.31	-54.30	Peak	
3	5721.1450	17.38	38.52	55.90	113.41	-57.51	Peak	
4	5785.0000	57.37	38.70	96.07	122.20	-26.13	Peak	
5 *	5785.0000	49.41	38.70	88.11	54.00	34.11	AVG	
6	5851.1500	17.12	38.88	56.00	119.58	-63.58	Peak	
7	5860.8400	16.14	38.90	55.04	109.16	-54.12	Peak	
8	5876.7500	16.44	38.94	55.38	103.90	-48.52	Peak	

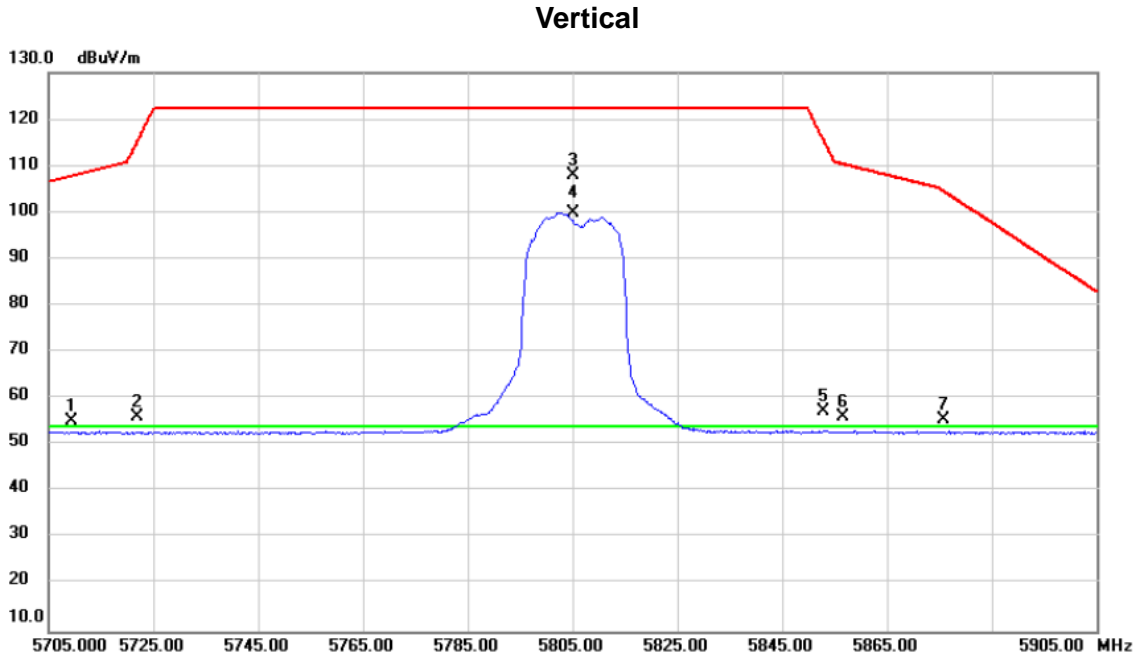
Orthogonal Axis:	X
Test Mode:	UNII-3/TX N20 Mode 5785MHz

Horizontal



No.	Freq. MHz	Reading Level dBuV/m	Correct Factor dB	Measure ment dBuV/m	Limit dBuV/m	Margin dB	Detector	Comment
1	11570.0000	46.80	3.28	50.08	74.00	-23.92	Peak	
2 *	11570.0000	35.05	3.28	38.33	54.00	-15.67	AVG	

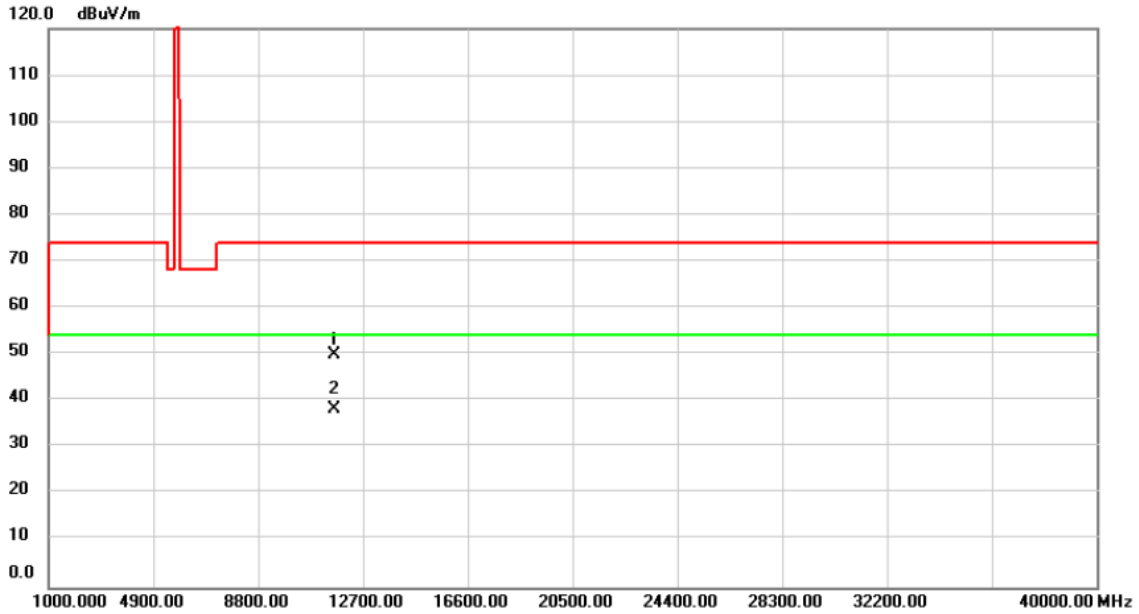
Orthogonal Axis:	X
Test Mode:	UNII-3/TX N20 Mode 5805MHz



No.	Mk.	Freq. MHz	Reading Level dBuV	Correct Factor dB	Measure- ment dBuV/m	Limit dBuV/m	Over dB	Detector	Comment
1		5709.455	16.59	38.49	55.08	107.85	-52.77	peak	
2		5721.995	17.49	38.53	56.02	115.35	-59.33	peak	
3		5805.000	69.07	38.75	107.82	122.20	-14.38	peak	No Limit
4	*	5805.000	61.24	38.75	99.99	54.00	45.99	AVG	No Limit
5		5852.870	18.48	38.88	57.36	115.66	-58.30	peak	
6		5856.580	17.17	38.89	56.06	110.36	-54.30	peak	
7		5875.840	16.57	38.94	55.51	104.58	-49.07	peak	

Orthogonal Axis:	X
Test Mode:	UNII-3/TX N20 Mode 5805MHz

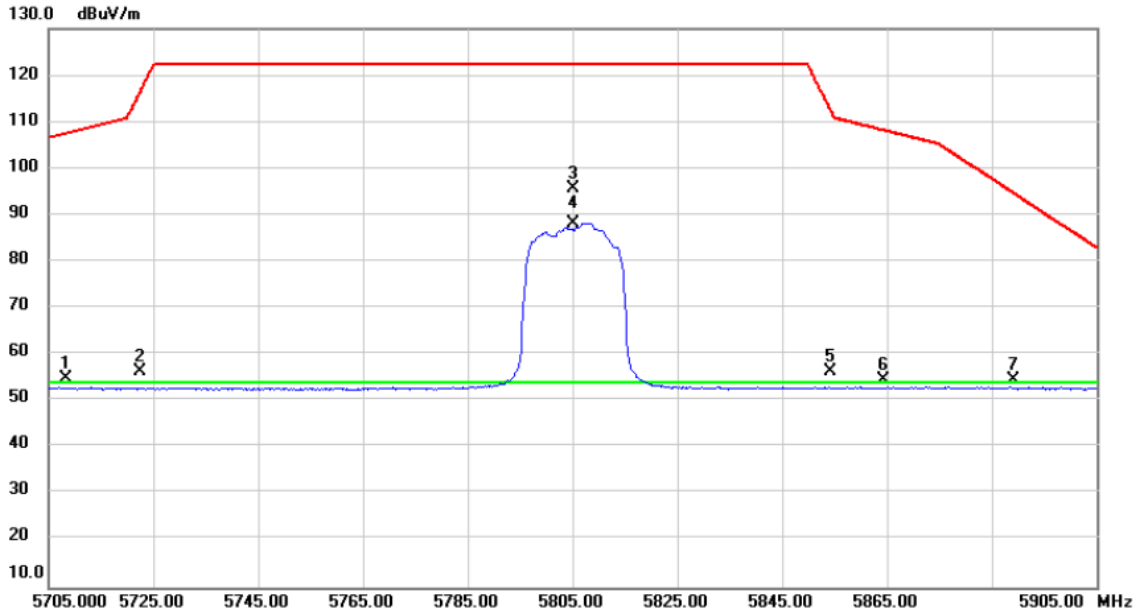
Vertical



No.	Mk.	Freq.	Reading Level	Correct Factor	Measurement	Limit	Over	Detector	Comment
		MHz	dBuV	dB	dBuV/m	dBuV/m	dB		
1		11610.00	46.88	3.21	50.09	74.00	-23.91	peak	
2	*	11610.00	35.03	3.21	38.24	54.00	-15.76	AVG	

Orthogonal Axis:	X
Test Mode:	UNII-3/TX N20 Mode 5805MHz

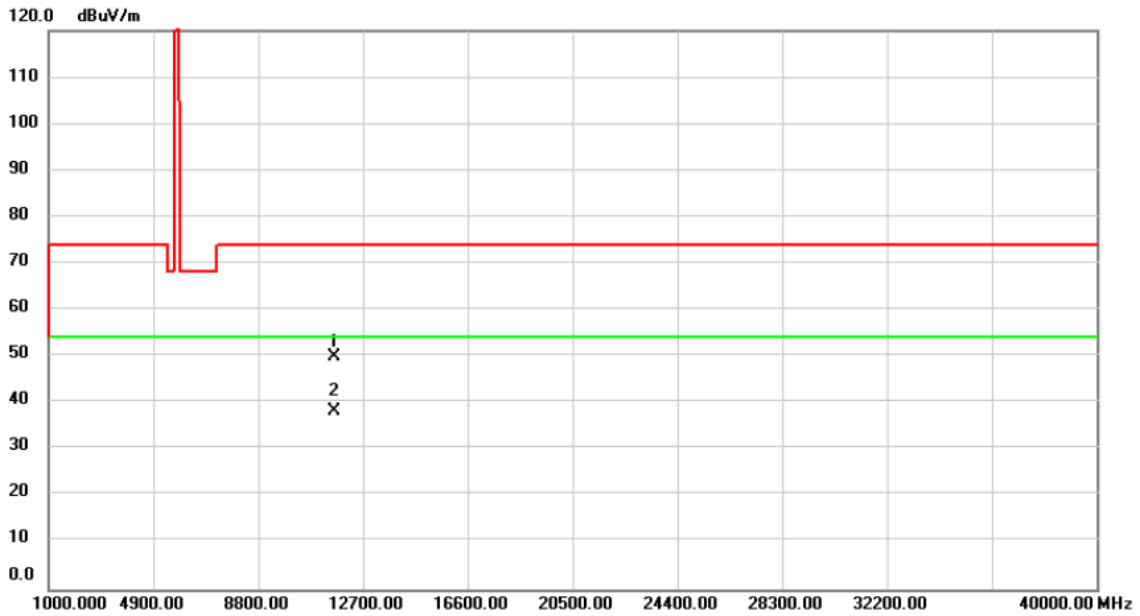
Horizontal



No.	Mk.	Freq.	Reading Level	Correct Factor	Measurement	Limit	Over	Detector	Comment
		MHz	dBuV	dB	dBuV/m	dBuV/m	dB		
1		5708.405	16.40	38.48	54.88	107.56	-52.68	peak	
2		5722.420	17.81	38.53	56.34	116.32	-59.98	peak	
3		5805.000	57.01	38.75	95.76	122.20	-26.44	peak	No Limit
4	*	5805.000	49.48	38.75	88.23	54.00	34.23	AVG	No Limit
5		5854.210	17.45	38.89	56.34	112.60	-56.26	peak	
6		5864.320	15.76	38.91	54.67	108.19	-53.52	peak	
7		5889.100	15.68	38.98	54.66	94.73	-40.07	peak	

Orthogonal Axis:	X
Test Mode:	UNII-3/TX N20 Mode 5805MHz

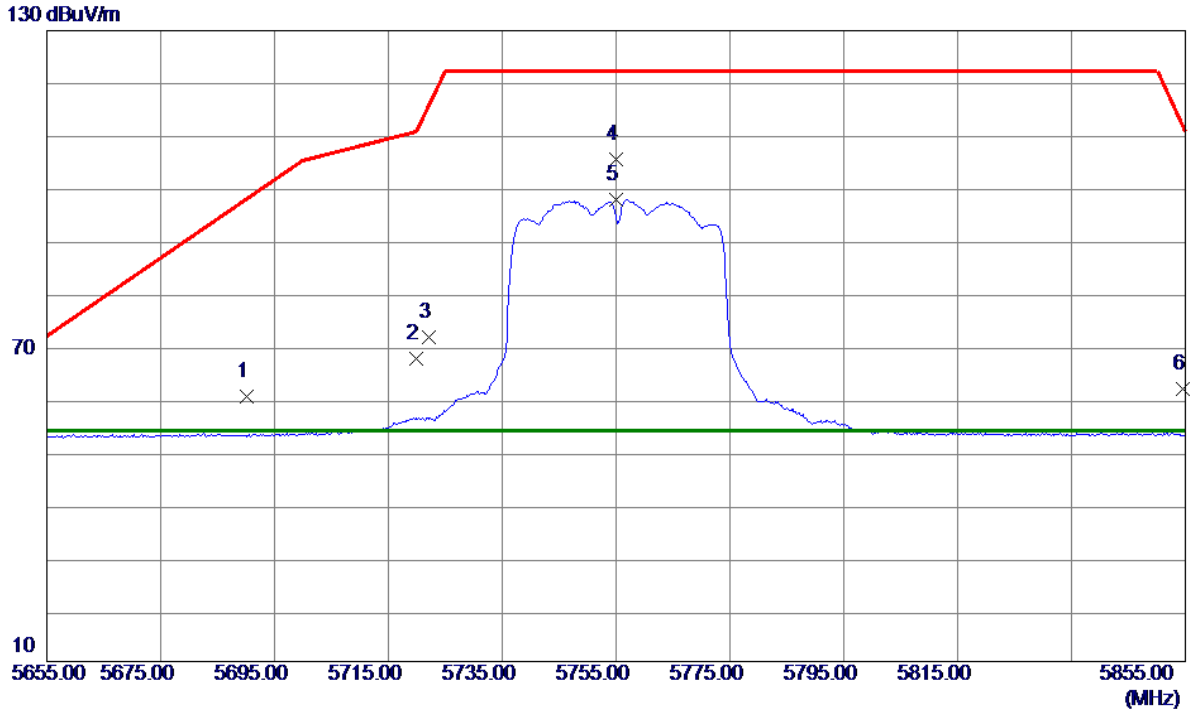
Horizontal



No.	Mk.	Freq.	Reading Level	Correct Factor	Measurement	Limit	Over	Detector	Comment
		MHz	dBuV	dB	dBuV/m	dBuV/m	dB		
1		11610.00	46.74	3.21	49.95	74.00	-24.05	peak	
2	*	11610.00	35.00	3.21	38.21	54.00	-15.79	AVG	

Orthogonal Axis:	X
Test Mode:	UNII-3/TX N40 Mode 5755MHz

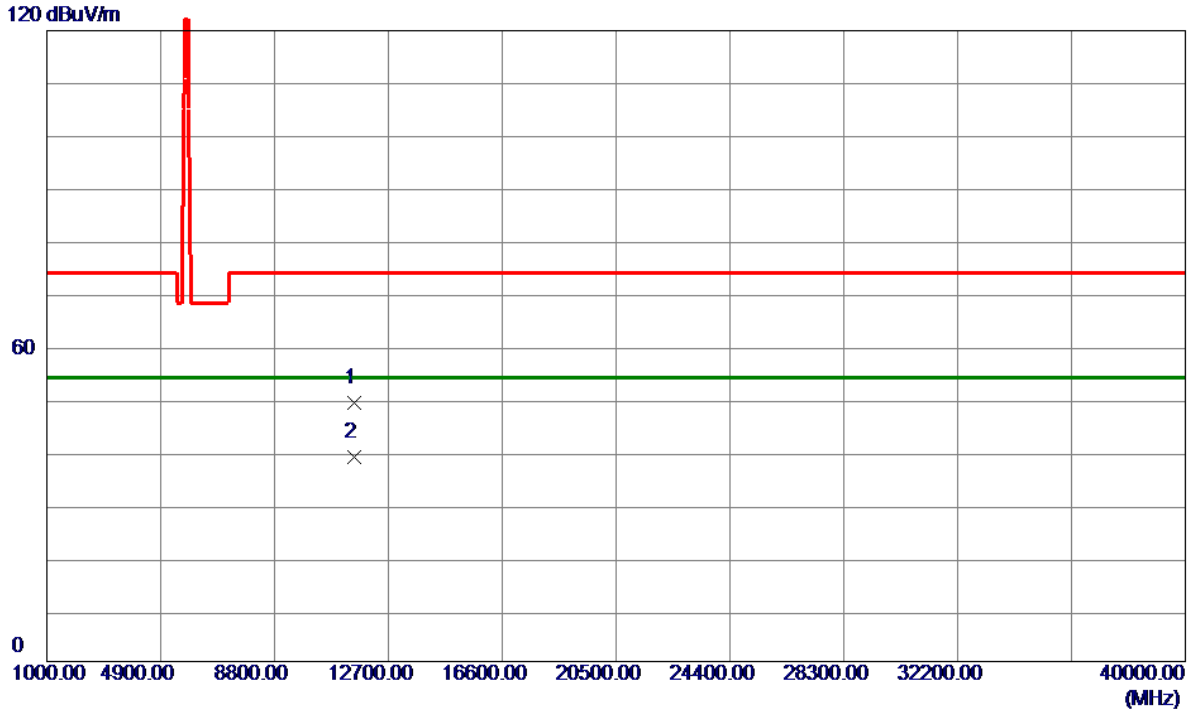
Vertical



No.	Freq. MHz	Reading Level dBuV/m	Correct Factor dB	Measure ment dBuV/m	Limit dBuV/m	Margin dB	Detector	Comment
1	5690.1000	21.95	38.44	60.39	97.87	-37.48	Peak	
2	5719.7799	28.99	38.52	67.51	110.74	-43.23	Peak	
3	5722.2100	33.11	38.52	71.63	115.84	-44.21	Peak	
4	5755.0000	67.02	38.61	105.63	122.20	-16.57	Peak	
5 *	5755.0000	59.19	38.61	97.80	54.00	43.80	AVG	
6	5854.5050	23.04	38.88	61.92	111.93	-50.01	Peak	

Orthogonal Axis:	X
Test Mode:	UNII-3/TX N40 Mode 5755MHz

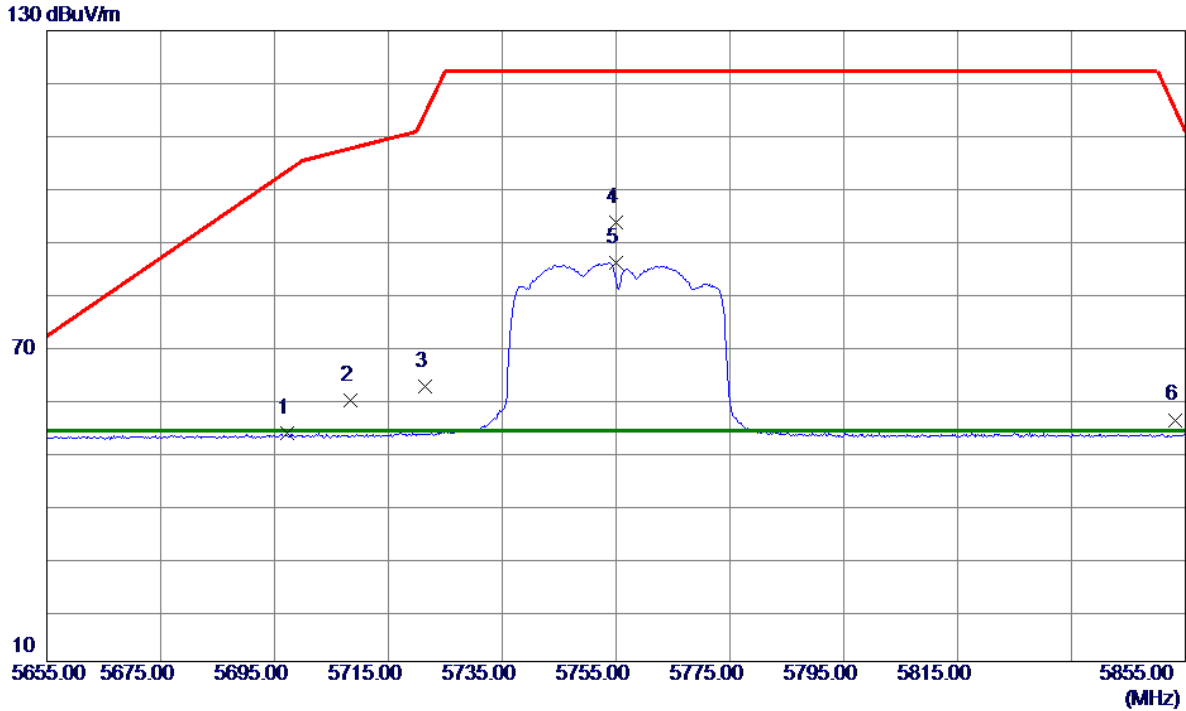
Vertical



No.	Freq. MHz	Reading Level dBuV/m	Correct Factor dB	Measure ment dBuV/m	Limit dBuV/m	Margin dB	Detector	Comment
1	11510.0000	45.73	3.40	49.13	74.00	-24.87	Peak	
2 *	11510.0000	35.43	3.40	38.83	54.00	-15.17	AVG	

Orthogonal Axis:	X
Test Mode:	UNII-3/TX N40 Mode 5755MHz

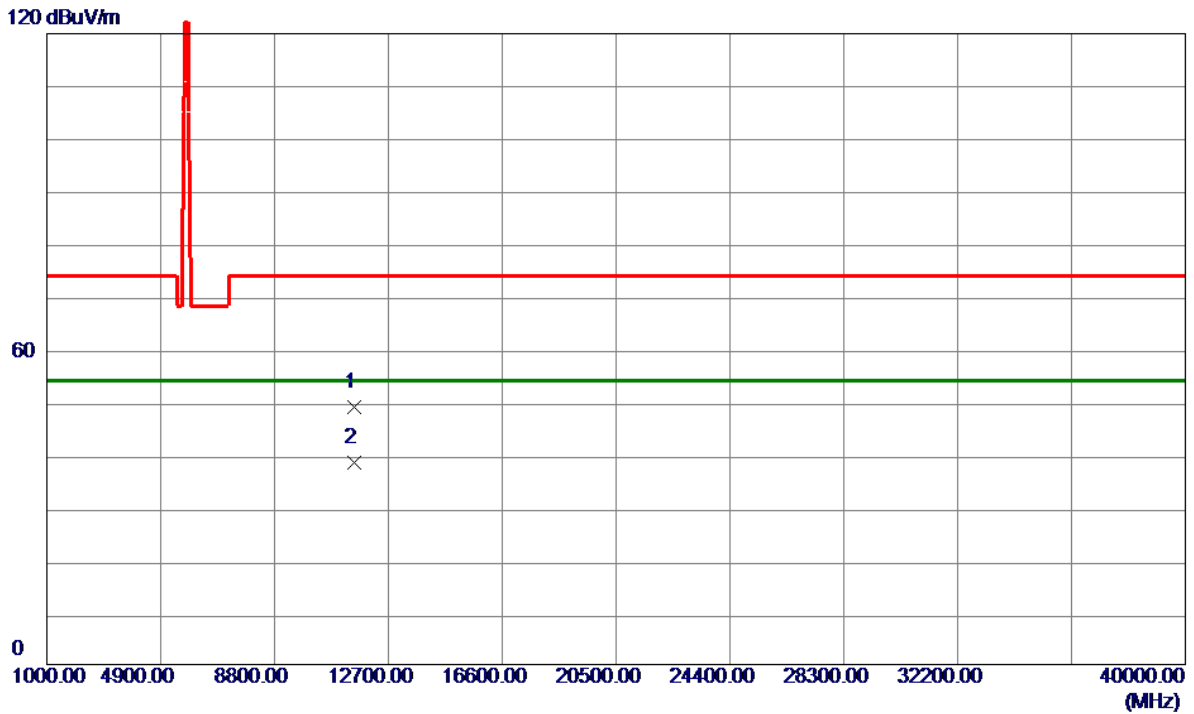
Horizontal



No.	Freq. MHz	Reading Level dBuV/m	Correct Factor dB	Measure ment dBuV/m	Limit dBuV/m	Margin dB	Detector	Comment
1	5697.2550	14.89	38.46	53.35	103.17	-49.82	Peak	
2	5708.3600	21.08	38.49	59.57	107.54	-47.97	Peak	
3	5721.4850	23.75	38.52	62.27	114.19	-51.92	Peak	
4	5755.0000	54.92	38.61	93.53	122.20	-28.67	Peak	
5 *	5755.0000	47.31	38.61	85.92	54.00	31.92	AVG	
6	5853.3050	17.08	38.88	55.96	114.66	-58.70	Peak	

Orthogonal Axis:	X
Test Mode:	UNII-3/TX N40 Mode 5755MHz

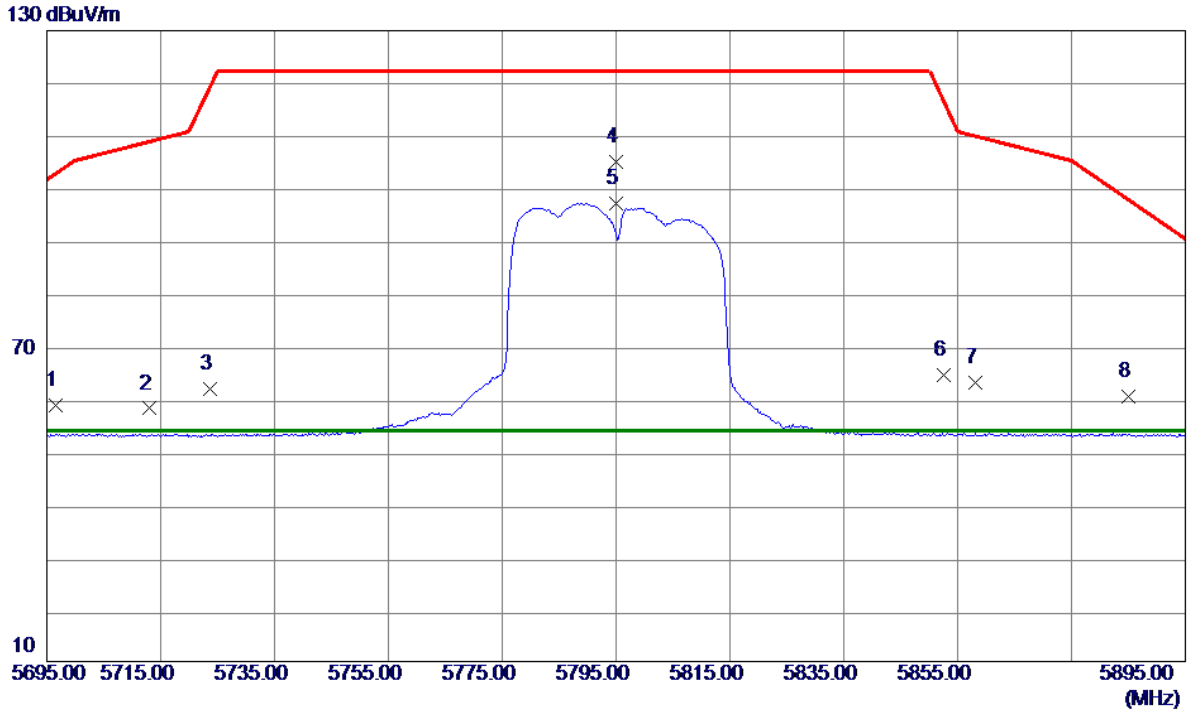
Horizontal



No.	Freq. MHz	Reading Level dBuV/m	Correct Factor dB	Measure ment dBuV/m	Limit dBuV/m	Margin dB	Detector	Comment
1	11510.0000	45.44	3.40	48.84	74.00	-25.16	Peak	
2 *	11510.0000	35.10	3.40	38.50	54.00	-15.50	AVG	

Orthogonal Axis:	X
Test Mode:	UNII-3/TX N40 Mode 5795MHz

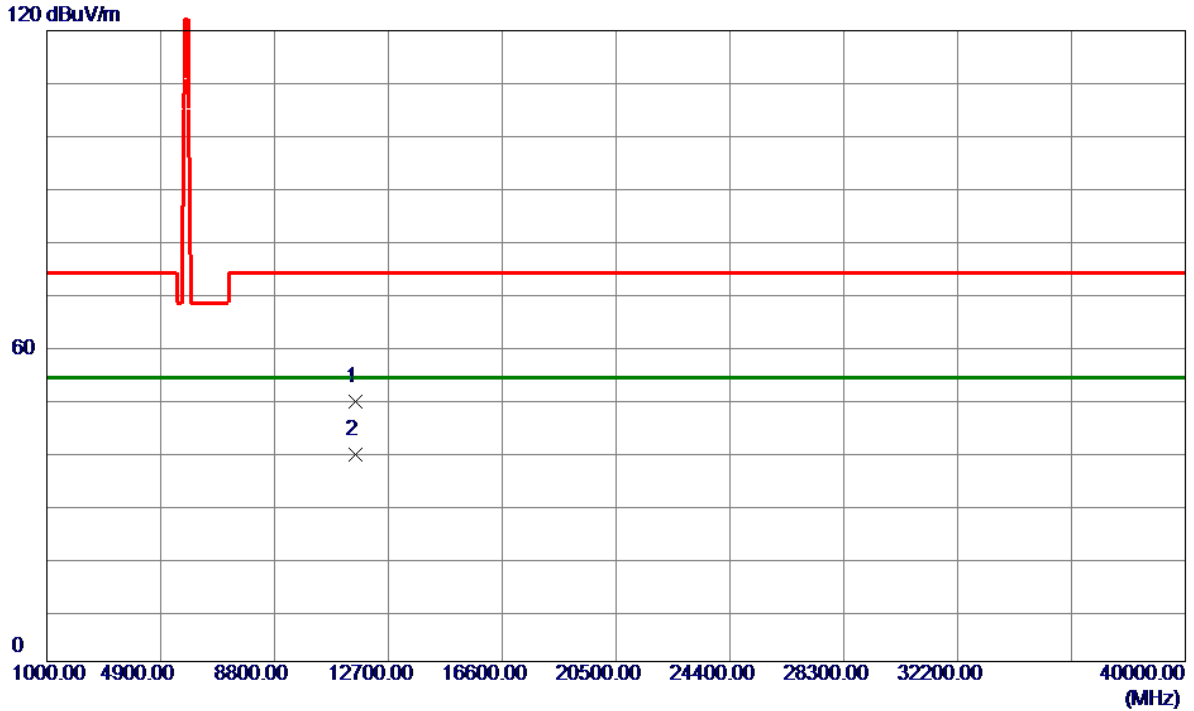
Vertical



No.	Freq. MHz	Reading Level dBuV/m	Correct Factor dB	Measure ment dBuV/m	Limit dBuV/m	Margin dB	Detector	Comment
1	5696.5700	20.36	38.45	58.81	102.66	-43.85	Peak	
2	5712.9000	19.62	38.50	58.12	108.81	-50.69	Peak	
3	5723.6400	23.37	38.53	61.90	119.10	-57.20	Peak	
4	5795.0000	66.41	38.72	105.13	122.20	-17.07	Peak	
5 *	5795.0000	58.51	38.72	97.23	54.00	43.23	AVG	
6	5852.4950	25.61	38.88	64.49	116.51	-52.02	Peak	
7	5858.0800	24.15	38.89	63.04	109.94	-46.90	Peak	
8	5885.0600	21.33	38.97	60.30	97.76	-37.46	Peak	

Orthogonal Axis:	X
Test Mode:	UNII-3/TX N40 Mode 5795MHz

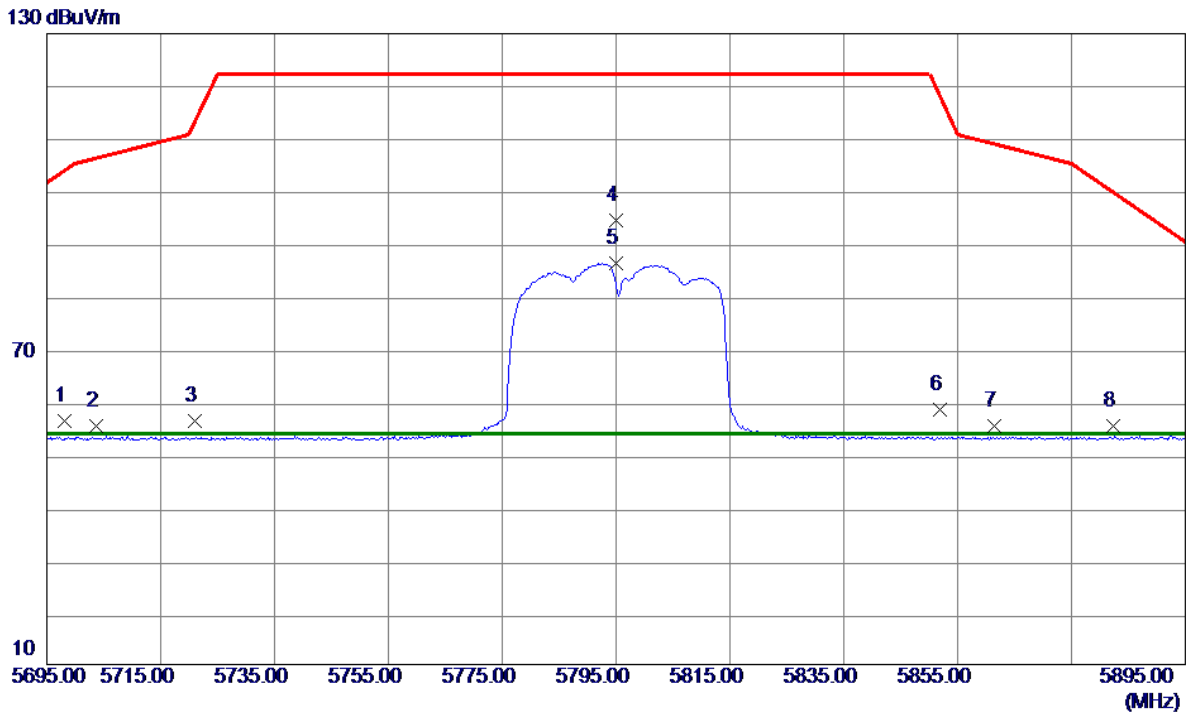
Vertical



No.	Freq. MHz	Reading Level dBuV/m	Correct Factor dB	Measure ment dBuV/m	Limit dBuV/m	Margin dB	Detector	Comment
1	11590.0000	46.30	3.24	49.54	74.00	-24.46	Peak	
2 *	11590.0000	36.09	3.24	39.33	54.00	-14.67	AVG	

Orthogonal Axis:	X
Test Mode:	UNII-3/TX N40 Mode 5795MHz

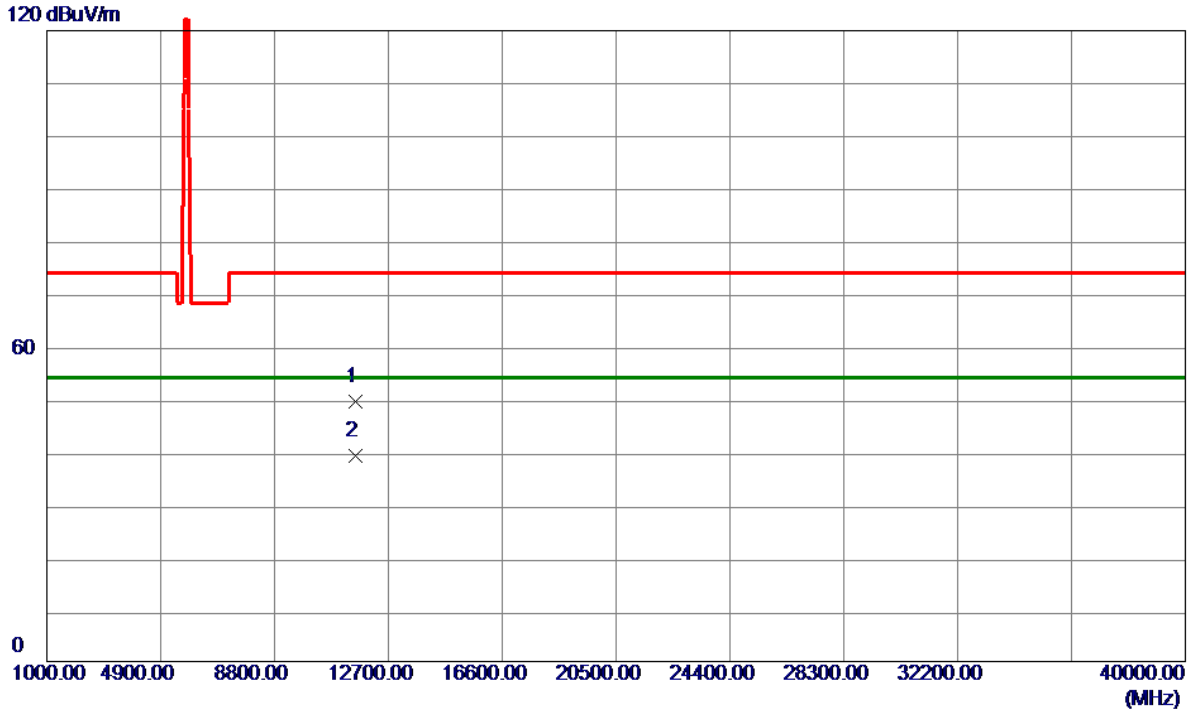
Horizontal



No.	Freq. MHz	Reading Level dBuV/m	Correct Factor dB	Measure ment dBuV/m	Limit dBuV/m	Margin dB	Detector	Comment
1	5698.1400	17.75	38.46	56.21	103.82	-47.61	Peak	
2	5703.7000	16.82	38.47	55.29	106.24	-50.95	Peak	
3	5720.9900	17.91	38.52	56.43	113.06	-56.63	Peak	
4	5795.0000	55.64	38.72	94.36	122.20	-27.84	Peak	
5 *	5795.0000	47.58	38.72	86.30	54.00	32.30	AVG	
6	5851.9700	19.64	38.88	58.52	117.71	-59.19	Peak	
7	5861.4600	16.53	38.90	55.43	108.99	-53.56	Peak	
8	5882.2799	16.40	38.96	55.36	99.81	-44.45	Peak	

Orthogonal Axis:	X
Test Mode:	UNII-3/TX N40 Mode 5795MHz

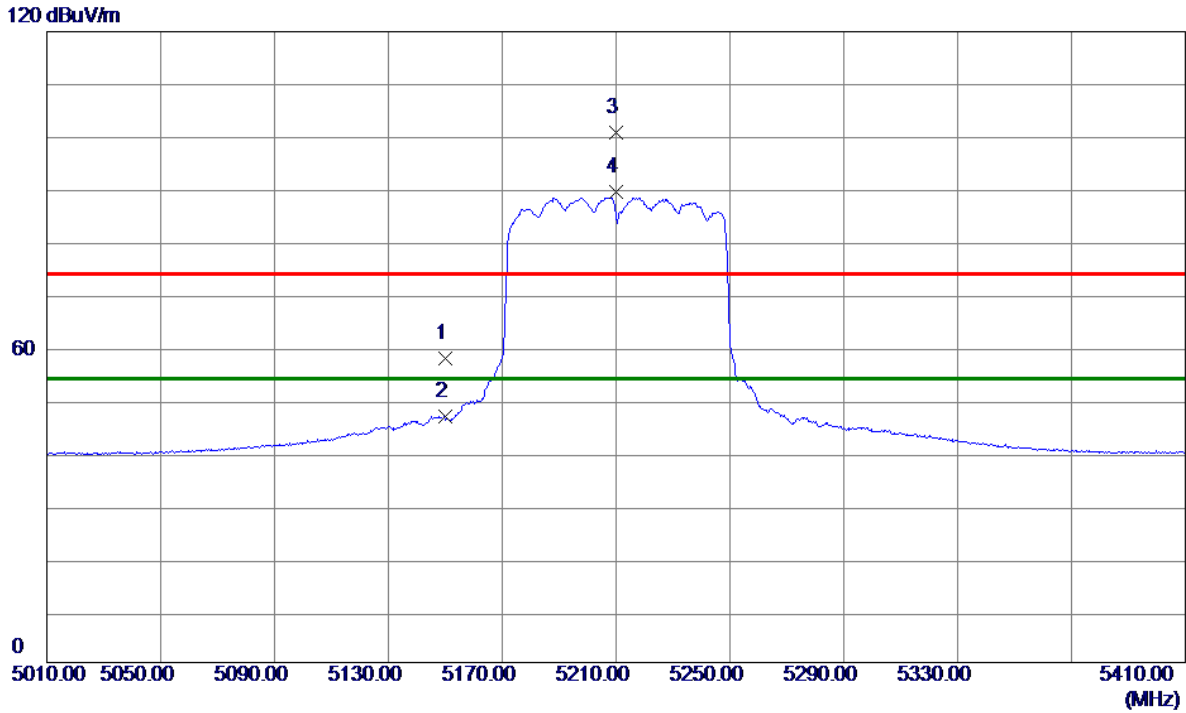
Horizontal



No.	Freq. MHz	Reading Level dBuV/m	Correct Factor dB	Measure ment dBuV/m	Limit dBuV/m	Margin dB	Detector	Comment
1	11590.0000	46.19	3.24	49.43	74.00	-24.57	Peak	
2 *	11590.0000	35.99	3.24	39.23	54.00	-14.77	AVG	

Orthogonal Axis:	X
Test Mode:	UNII-1/ TX AC80 Mode 5210MHz

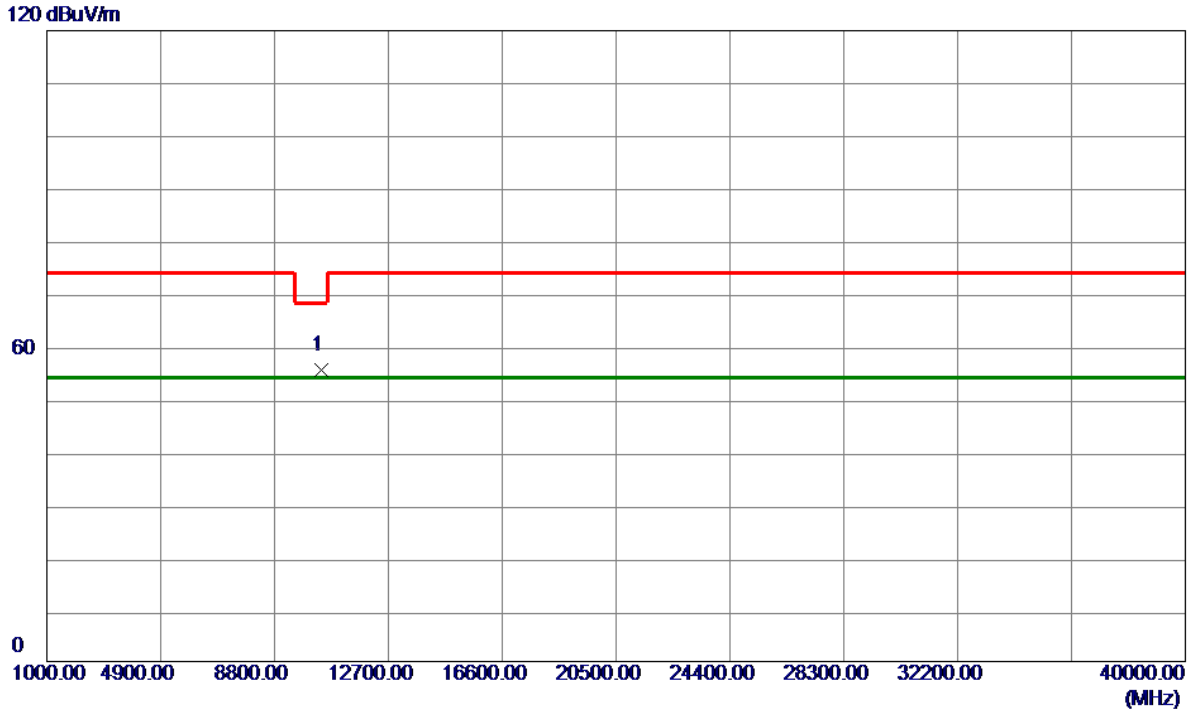
Vertical



No.	Freq. MHz	Reading Level dBuV/m	Correct Factor dB	Measure ment dBuV/m	Limit dBuV/m	Margin dB	Detector	Comment
1	5150.0000	20.39	37.54	57.93	74.00	-16.07	Peak	
2	5150.0000	9.18	37.54	46.72	54.00	-7.28	AVG	
3	5210.0000	63.08	37.61	100.69	74.00	26.69	Peak	
4 *	5210.0000	51.97	37.61	89.58	54.00	35.58	AVG	

Orthogonal Axis:	X
Test Mode:	UNII-1/ TX AC80 Mode 5210MHz

Vertical

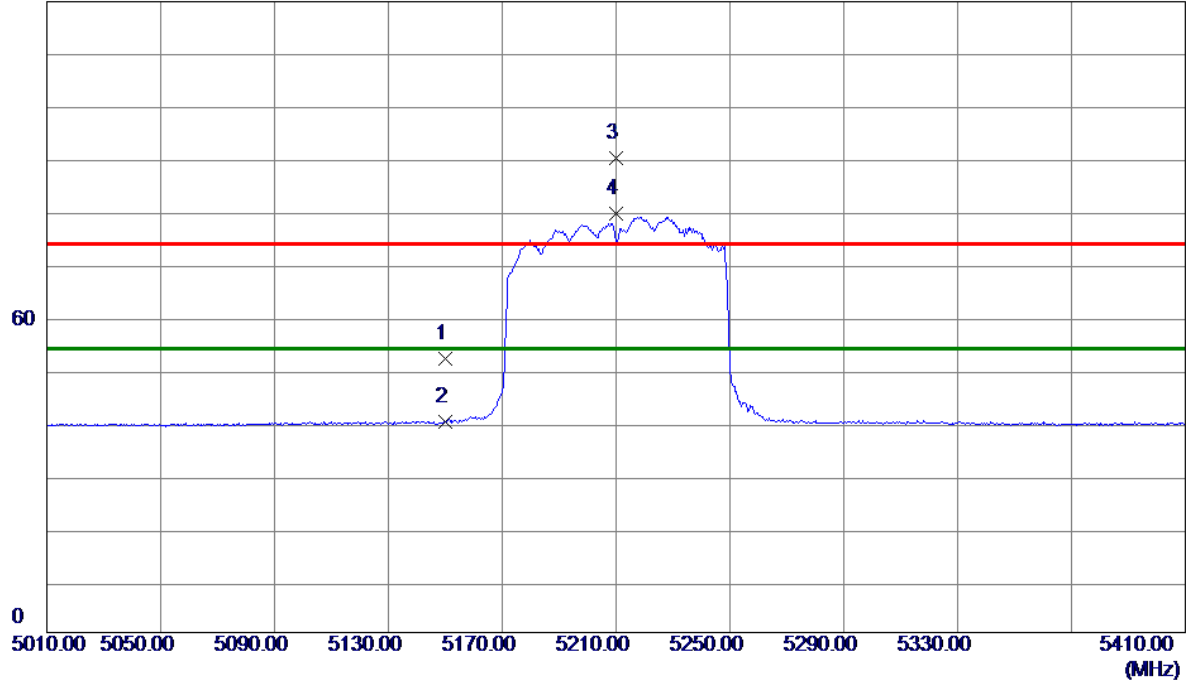


No.	Freq. MHz	Reading Level dBuV/m	Correct Factor dB	Measure ment dBuV/m	Limit dBuV/m	Margin dB	Detector	Comment
1 *	10420.0000	53.59	1.95	55.54	68.20	-12.66	Peak	

Orthogonal Axis:	X
Test Mode:	UNII-1/ TX AC80 Mode 5210MHz

Horizontal

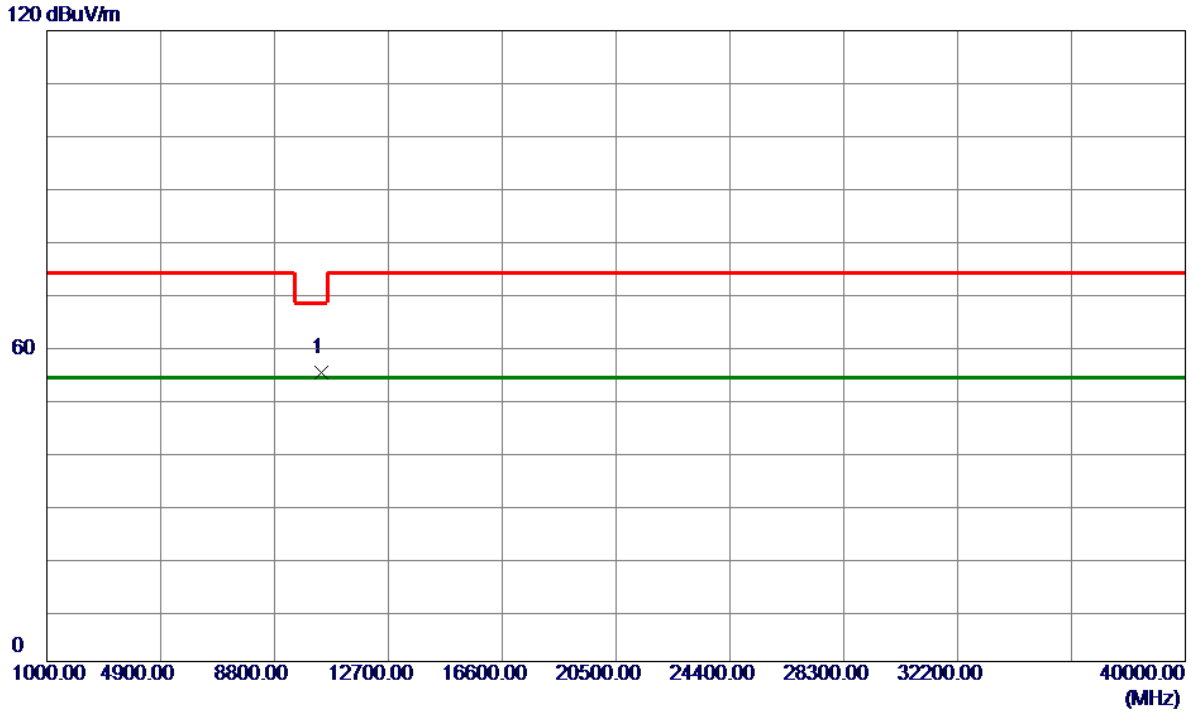
120 dBuV/m



No.	Freq. MHz	Reading Level dBuV/m	Correct Factor dB	Measure ment dBuV/m	Limit dBuV/m	Margin dB	Detector	Comment
1	5150.0000	14.53	37.54	52.07	74.00	-21.93	Peak	
2	5150.0000	2.61	37.54	40.15	54.00	-13.85	AVG	
3	5210.0000	52.70	37.61	90.31	74.00	16.31	Peak	
4 *	5210.0000	42.12	37.61	79.73	54.00	25.73	AVG	

Orthogonal Axis:	X
Test Mode:	UNII-1/ TX AC80 Mode 5210MHz

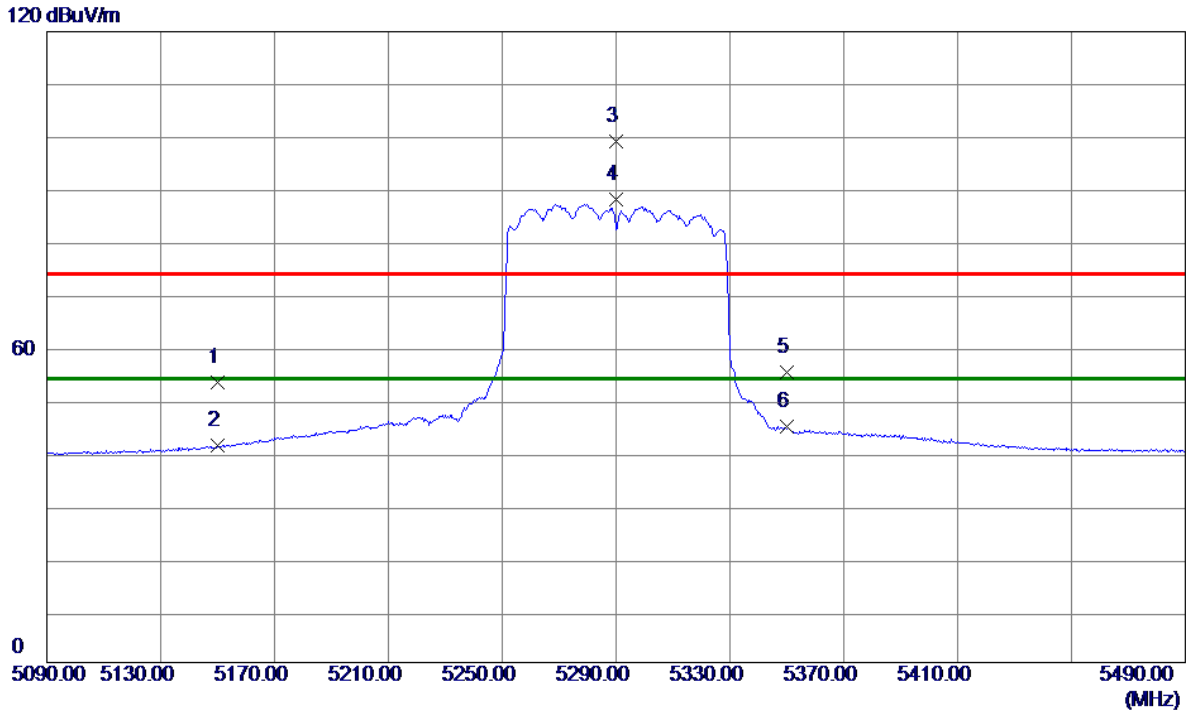
Horizontal



No.	Freq. MHz	Reading Level dBuV/m	Correct Factor dB	Measure ment dBuV/m	Limit dBuV/m	Margin dB	Detector	Comment
1 *	10420.0000	52.96	1.95	54.91	68.20	-13.29	Peak	

Orthogonal Axis :	X
Test Mode :	UNII-2A/ TX AC80 Mode 5290MHz

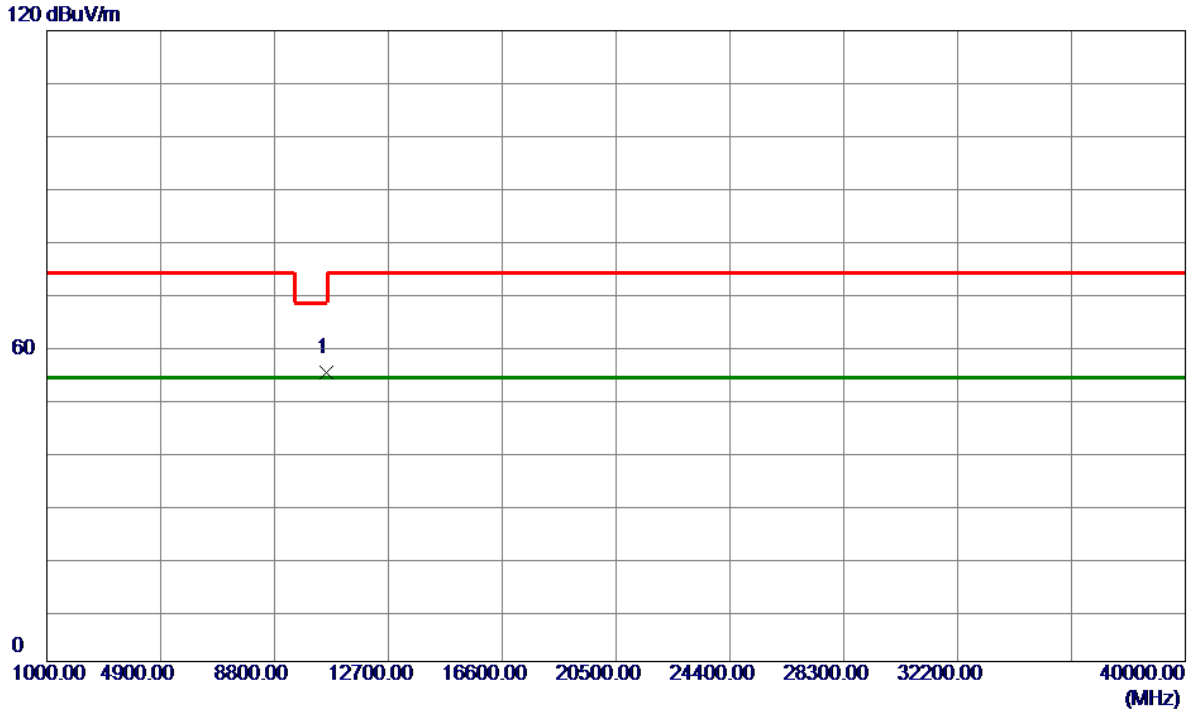
Vertical



No.	Freq. MHz	Reading Level dBuV/m	Correct Factor dB	Measure ment dBuV/m	Limit dBuV/m	Margin dB	Detector	Comment
1	5150.0000	15.74	37.54	53.28	74.00	-20.72	Peak	
2	5150.0000	3.69	37.54	41.23	54.00	-12.77	AVG	
3	5290.0000	61.32	37.69	99.01	74.00	25.01	Peak	
4 *	5290.0000	50.34	37.69	88.03	54.00	34.03	AVG	
5	5350.0000	17.47	37.76	55.23	74.00	-18.77	Peak	
6	5350.0000	7.01	37.76	44.77	54.00	-9.23	AVG	

Orthogonal Axis :	X
Test Mode :	UNII-2A/ TX AC80 Mode 5290MHz

Vertical

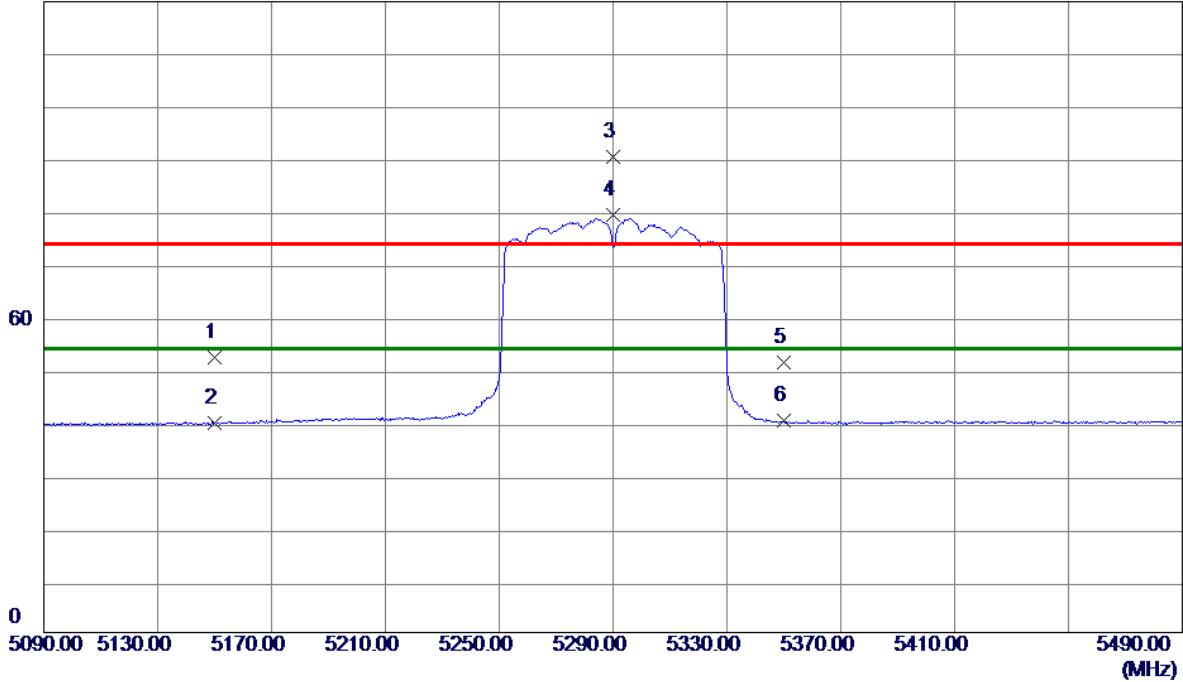


No.	Freq. MHz	Reading Level dBuV/m	Correct Factor dB	Measure ment dBuV/m	Limit dBuV/m	Margin dB	Detector	Comment
1 *	10580.0000	52.84	2.11	54.95	68.20	-13.25	Peak	

Orthogonal Axis :	X
Test Mode :	UNII-2A/ TX AC80 Mode 5290MHz

Horizontal

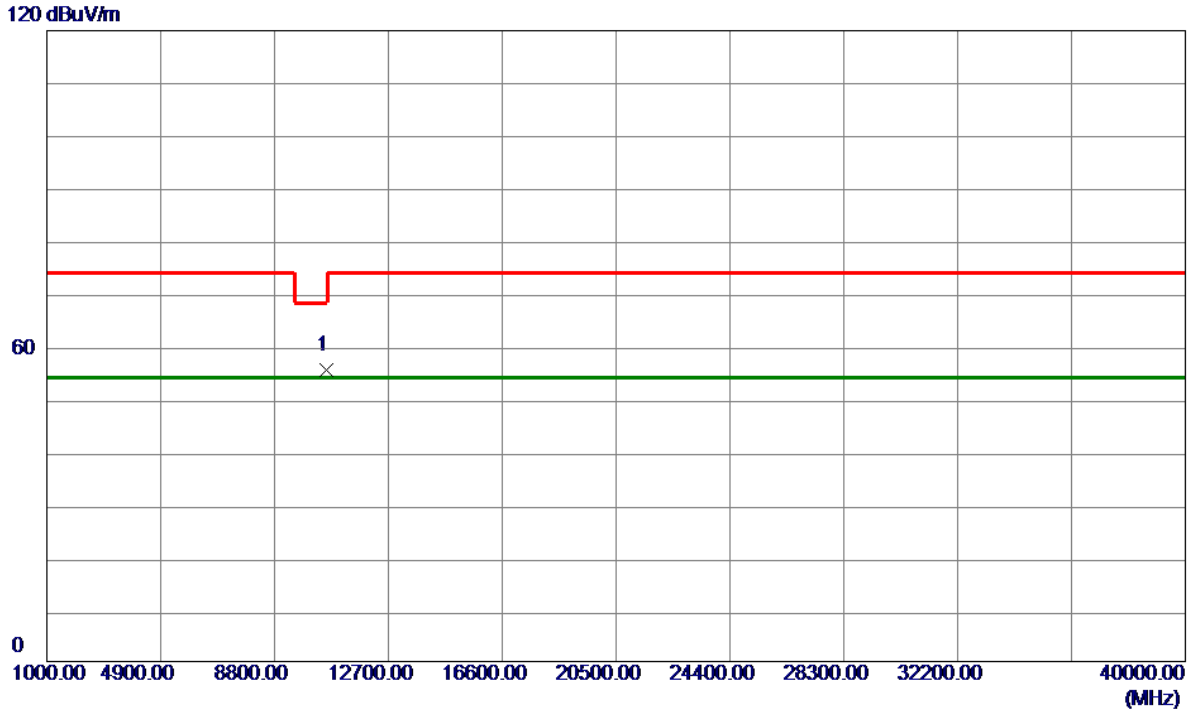
120 dBuV/m



No.	Freq. MHz	Reading Level dBuV/m	Correct Factor dB	Measure ment dBuV/m	Limit dBuV/m	Margin dB	Detector	Comment
1	5150.0000	14.83	37.54	52.37	74.00	-21.63	Peak	
2	5150.0000	2.35	37.54	39.89	54.00	-14.11	AVG	
3	5290.0000	52.82	37.69	90.51	74.00	16.51	Peak	
4 *	5290.0000	41.84	37.69	79.53	54.00	25.53	AVG	
5	5350.0000	13.59	37.76	51.35	74.00	-22.65	Peak	
6	5350.0000	2.53	37.76	40.29	54.00	-13.71	AVG	

Orthogonal Axis :	X
Test Mode :	UNII-2A/ TX AC80 Mode 5290MHz

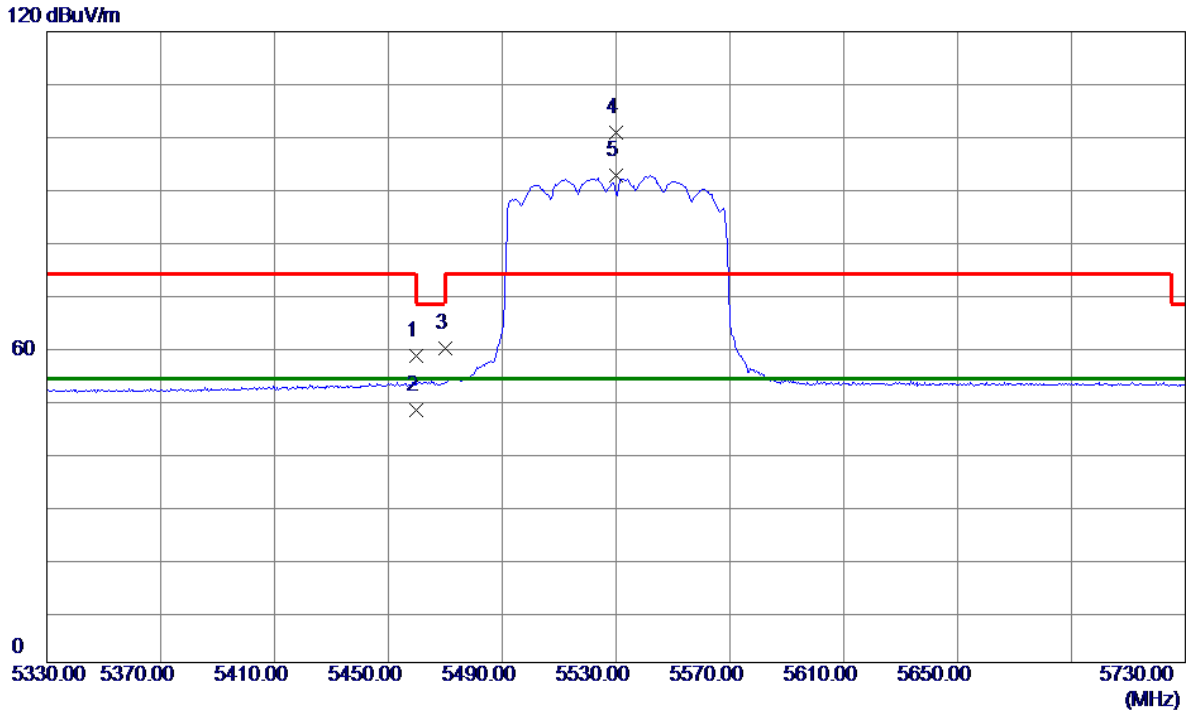
Horizontal



No.	Freq. MHz	Reading Level dBuV/m	Correct Factor dB	Measure ment dBuV/m	Limit dBuV/m	Margin dB	Detector	Comment
1 *	10580.0000	53.30	2.11	55.41	68.20	-12.79	Peak	

Orthogonal Axis :	X
Test Mode :	UNII-2C/ TX AC80 Mode 5530MHz

Vertical

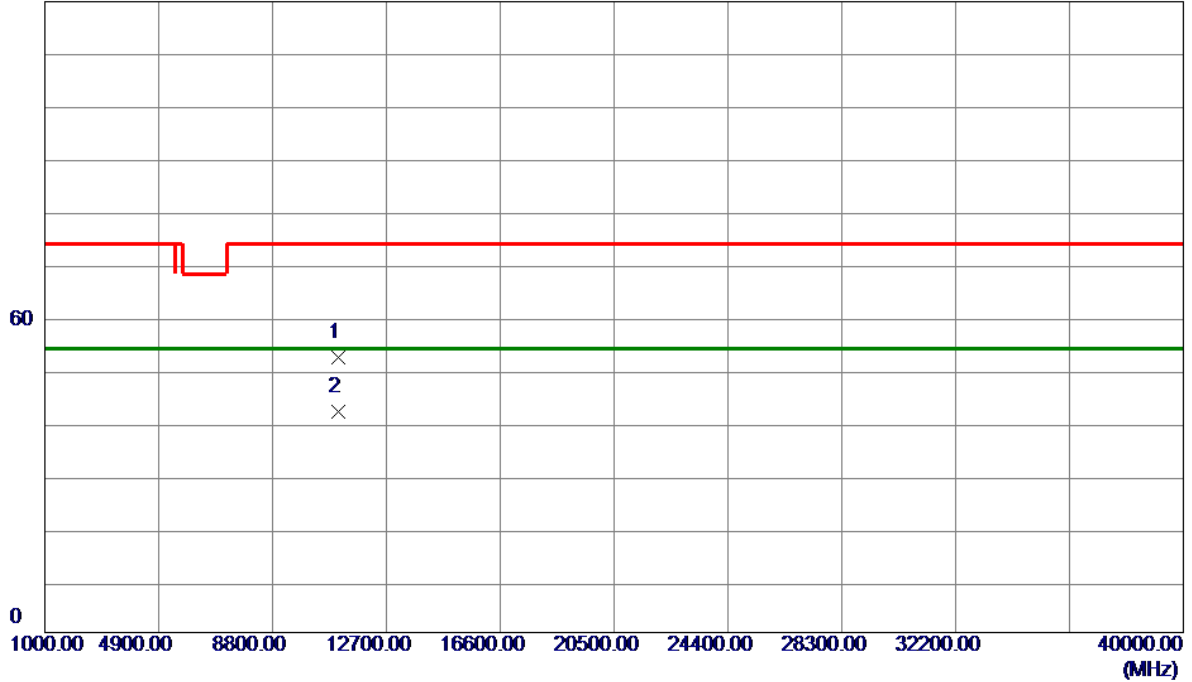


No.	Freq. MHz	Reading Level dBuV/m	Correct Factor dB	Measure ment dBuV/m	Limit dBuV/m	Margin dB	Detector	Comment
1	5459.8700	20.38	37.88	58.26	74.00	-15.74	Peak	
2	5459.8700	10.17	37.88	48.05	54.00	-5.95	AVG	
3	5469.9400	21.95	37.89	59.84	68.20	-8.36	Peak	
4	5530.0000	62.83	38.00	100.83	74.00	26.83	Peak	
5 *	5530.0000	54.59	38.00	92.59	54.00	38.59	AVG	

Orthogonal Axis :	X
Test Mode :	UNII-2C/ TX AC80 Mode 5530MHz

Vertical

120 dBuV/m

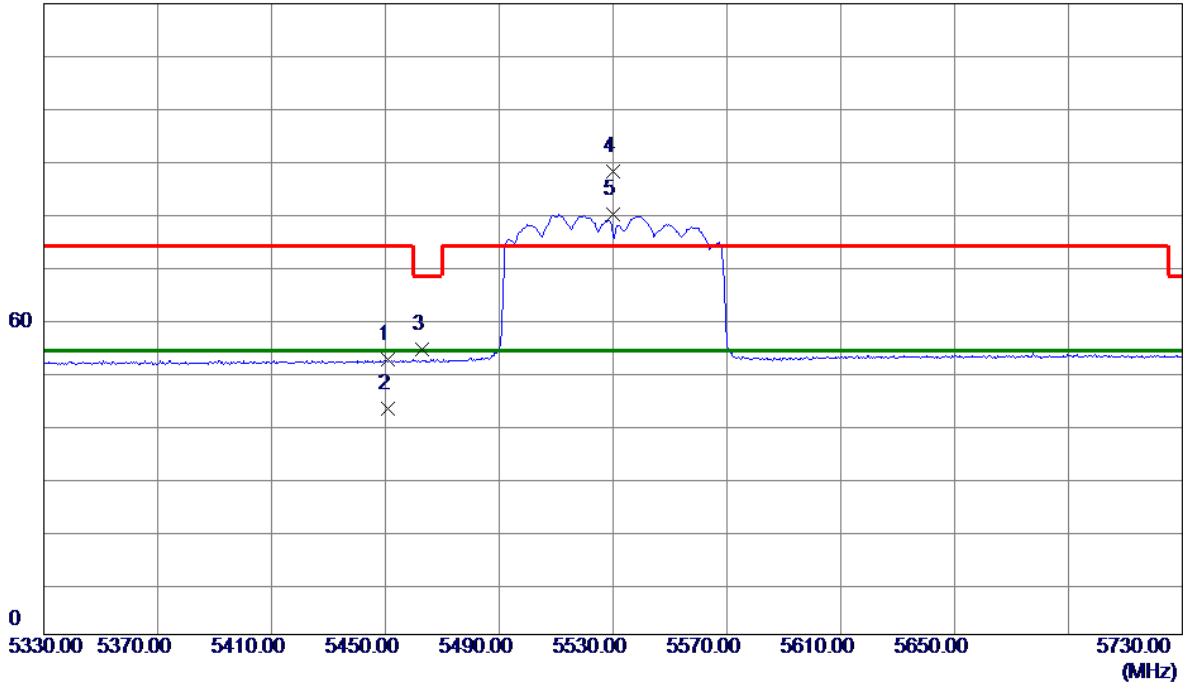


No.	Freq. MHz	Reading Level dBuV/m	Correct Factor dB	Measure ment dBuV/m	Limit dBuV/m	Margin dB	Detector	Comment
1	11060.0000	49.50	2.92	52.42	74.00	-21.58	Peak	
2 *	11060.0000	39.11	2.92	42.03	54.00	-11.97	AVG	

Orthogonal Axis :	X
Test Mode :	UNII-2C/ TX AC80 Mode 5530MHz

Horizontal

120 dBuV/m

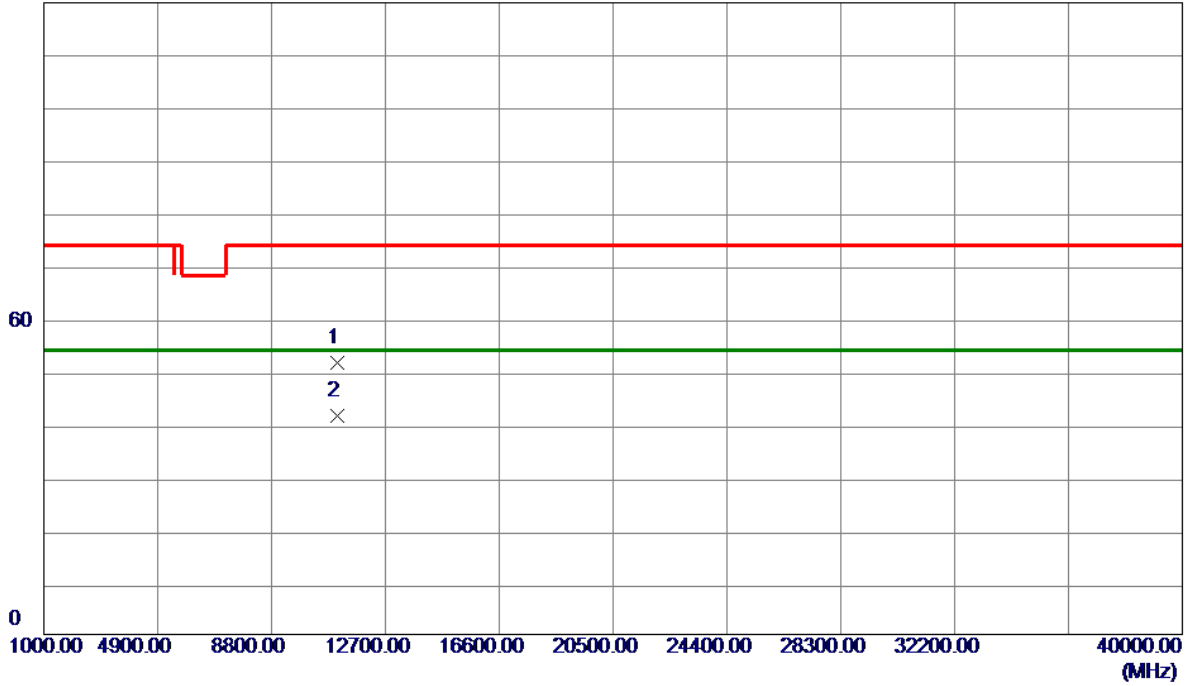


No.	Freq. MHz	Reading Level dBuV/m	Correct Factor dB	Measure ment dBuV/m	Limit dBuV/m	Margin dB	Detector	Comment
1	5450.9000	14.44	37.87	52.31	74.00	-21.69	Peak	
2	5450.9000	5.06	37.87	42.93	54.00	-11.07	AVG	
3	5462.7200	16.42	37.88	54.30	68.20	-13.90	Peak	
4	5530.0000	50.10	38.00	88.10	74.00	14.10	Peak	
5 *	5530.0000	41.95	38.00	79.95	54.00	25.95	AVG	

Orthogonal Axis :	X
Test Mode :	UNII-2C/ TX AC80 Mode 5530MHz

Horizontal

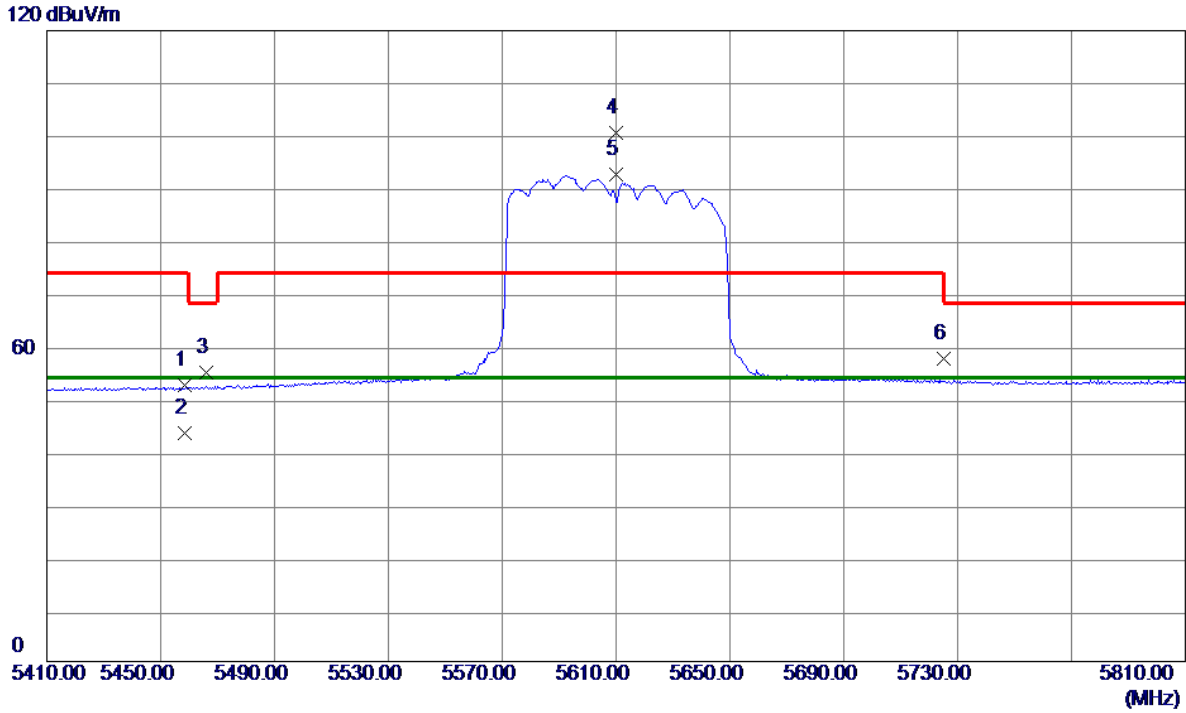
120 dBuV/m



No.	Freq. MHz	Reading Level dBuV/m	Correct Factor dB	Measure ment dBuV/m	Limit dBuV/m	Margin dB	Detector	Comment
1	11060.0000	48.73	2.92	51.65	74.00	-22.35	Peak	
2 *	11060.0000	38.56	2.92	41.48	54.00	-12.52	AVG	

Orthogonal Axis :	X
Test Mode :	UNII-2C/ TX AC80 Mode 5610MHz

Vertical

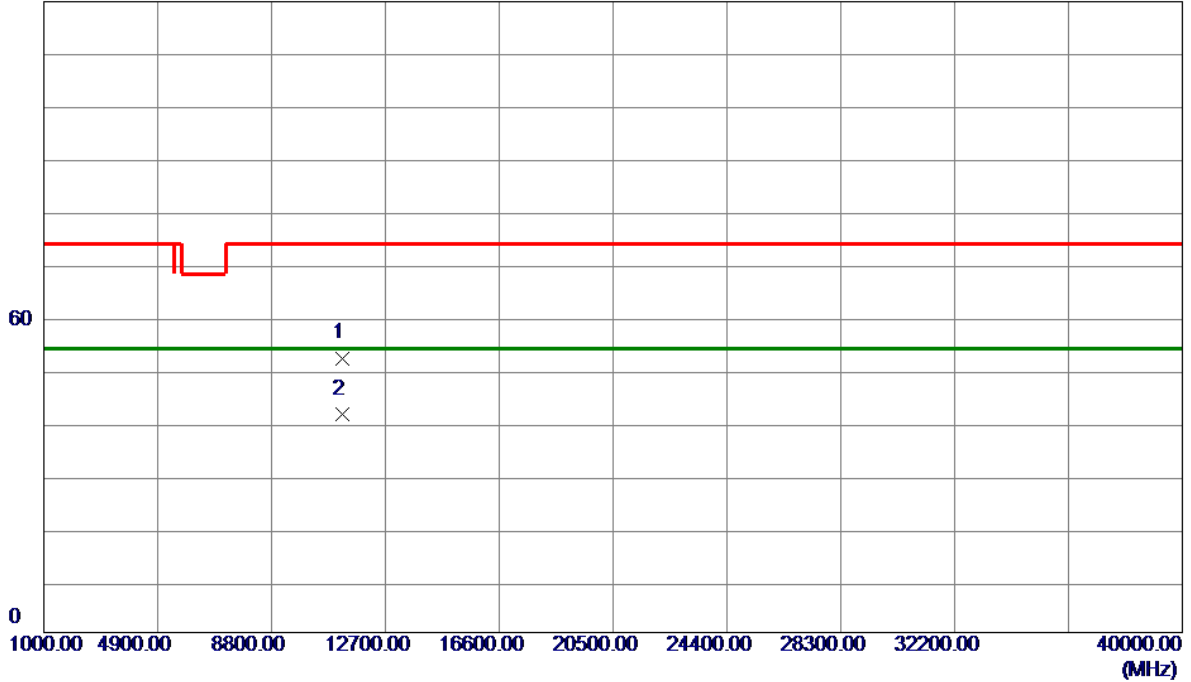


No.	Freq. MHz	Reading Level dBuV/m	Correct Factor dB	Measure ment dBuV/m	Limit dBuV/m	Margin dB	Detector	Comment
1	5458.6500	14.67	37.88	52.55	74.00	-21.45	Peak	
2	5458.6500	5.66	37.88	43.54	54.00	-10.46	AVG	
3	5466.1500	17.15	37.88	55.03	68.20	-13.17	Peak	
4	5610.0000	62.25	38.22	100.47	74.00	26.47	Peak	
5 *	5610.0000	54.31	38.22	92.53	54.00	38.53	AVG	
6	5725.2400	19.02	38.53	57.55	68.20	-10.65	Peak	

Orthogonal Axis :	X
Test Mode :	UNII-2C/ TX AC80 Mode 5610MHz

Vertical

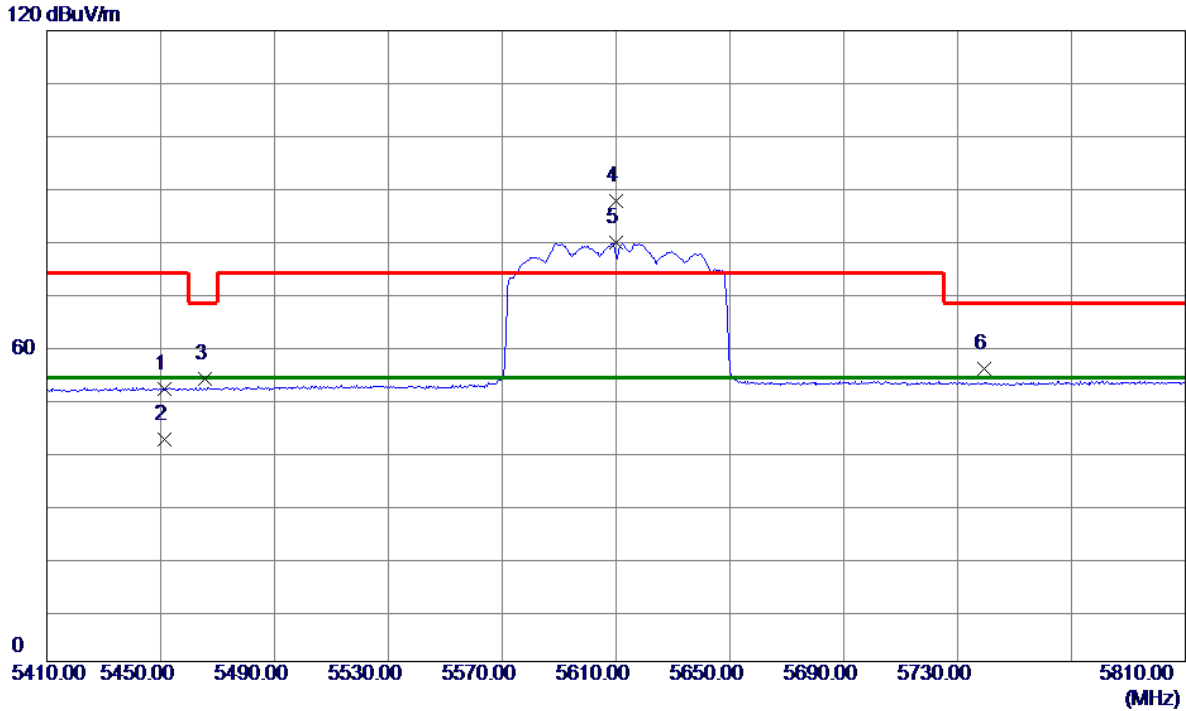
120 dBuV/m



No.	Freq. MHz	Reading Level dBuV/m	Correct Factor dB	Measure ment dBuV/m	Limit dBuV/m	Margin dB	Detector	Comment
1	11220.0000	49.10	3.10	52.20	74.00	-21.80	Peak	
2 *	11220.0000	38.31	3.10	41.41	54.00	-12.59	AVG	

Orthogonal Axis :	X
Test Mode :	UNII-2C/ TX AC80 Mode 5610MHz

Horizontal

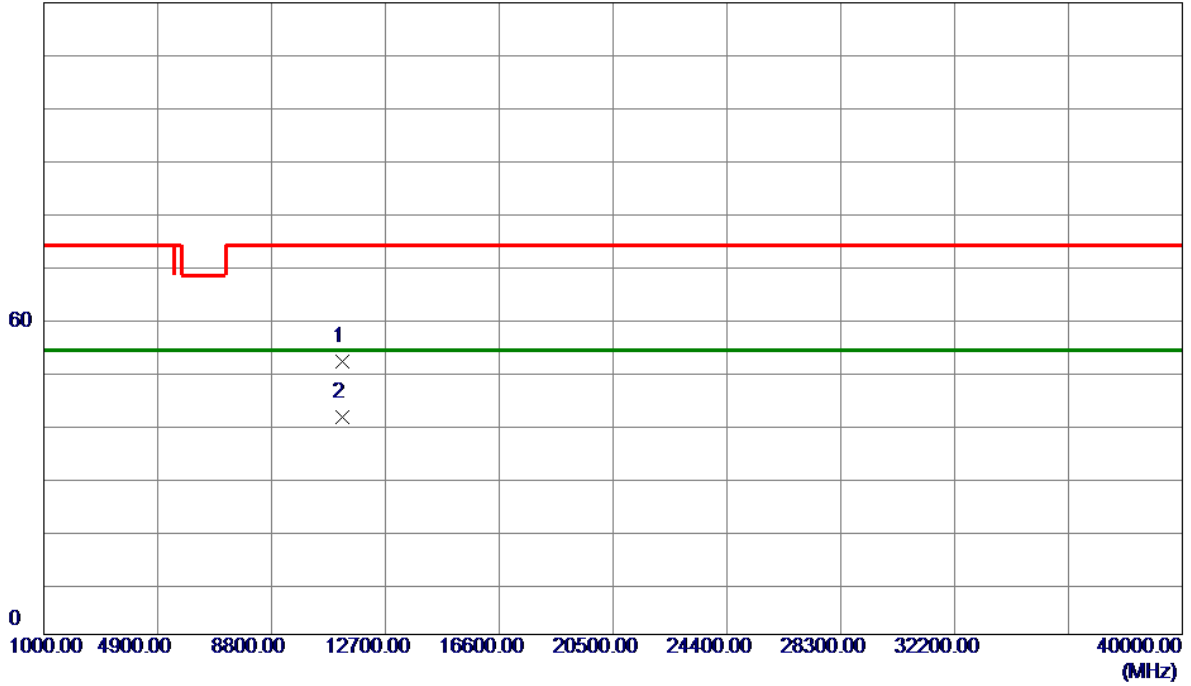


No.	Freq. MHz	Reading Level dBuV/m	Correct Factor dB	Measure ment dBuV/m	Limit dBuV/m	Margin dB	Detector	Comment
1	5451.1500	14.01	37.87	51.88	74.00	-22.12	Peak	
2	5451.1500	4.30	37.87	42.17	54.00	-11.83	AVG	
3	5465.5600	15.92	37.88	53.80	68.20	-14.40	Peak	
4	5610.0000	49.27	38.22	87.49	74.00	13.49	Peak	
5 *	5610.0000	41.52	38.22	79.74	54.00	25.74	AVG	
6	5739.3400	17.13	38.57	55.70	68.20	-12.50	Peak	

Orthogonal Axis :	X
Test Mode :	UNII-2C/ TX AC80 Mode 5610MHz

Horizontal

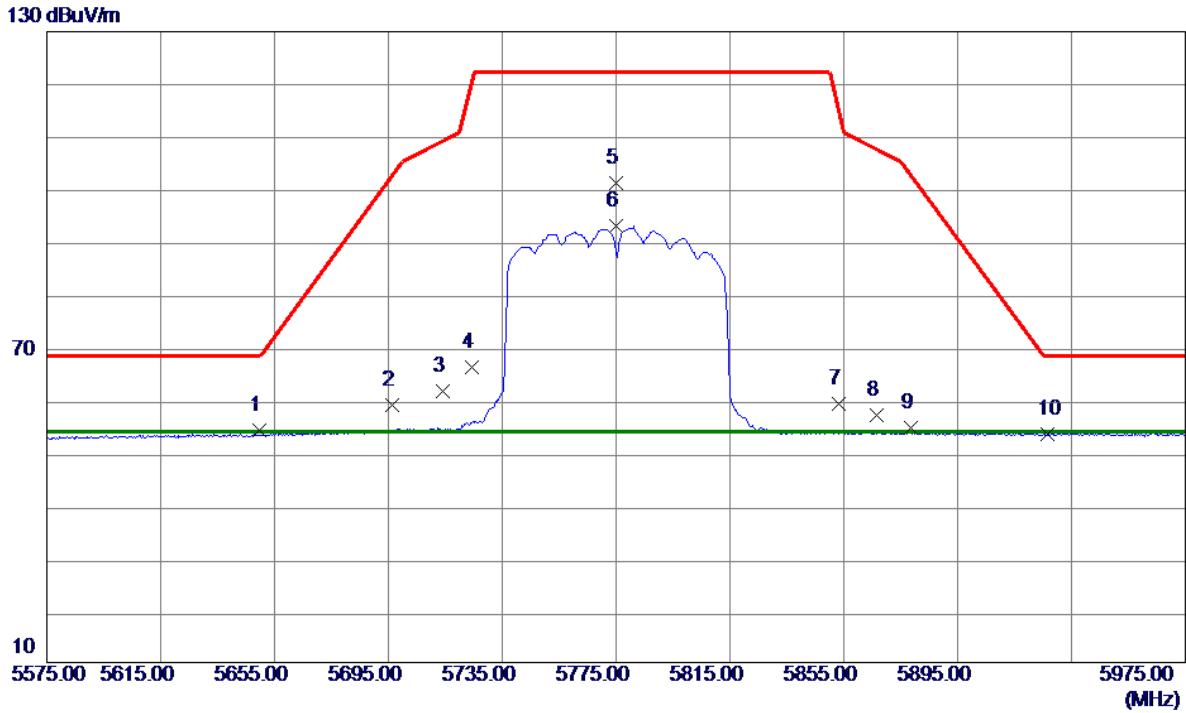
120 dBuV/m



No.	Freq. MHz	Reading Level dBuV/m	Correct Factor dB	Measure ment dBuV/m	Limit dBuV/m	Margin dB	Detector	Comment
1	11220.0000	48.69	3.10	51.79	74.00	-22.21	Peak	
2 *	11220.0000	38.19	3.10	41.29	54.00	-12.71	AVG	

Orthogonal Axis:	X
Test Mode:	UNII-3/TX AC80 Mode 5775MHz

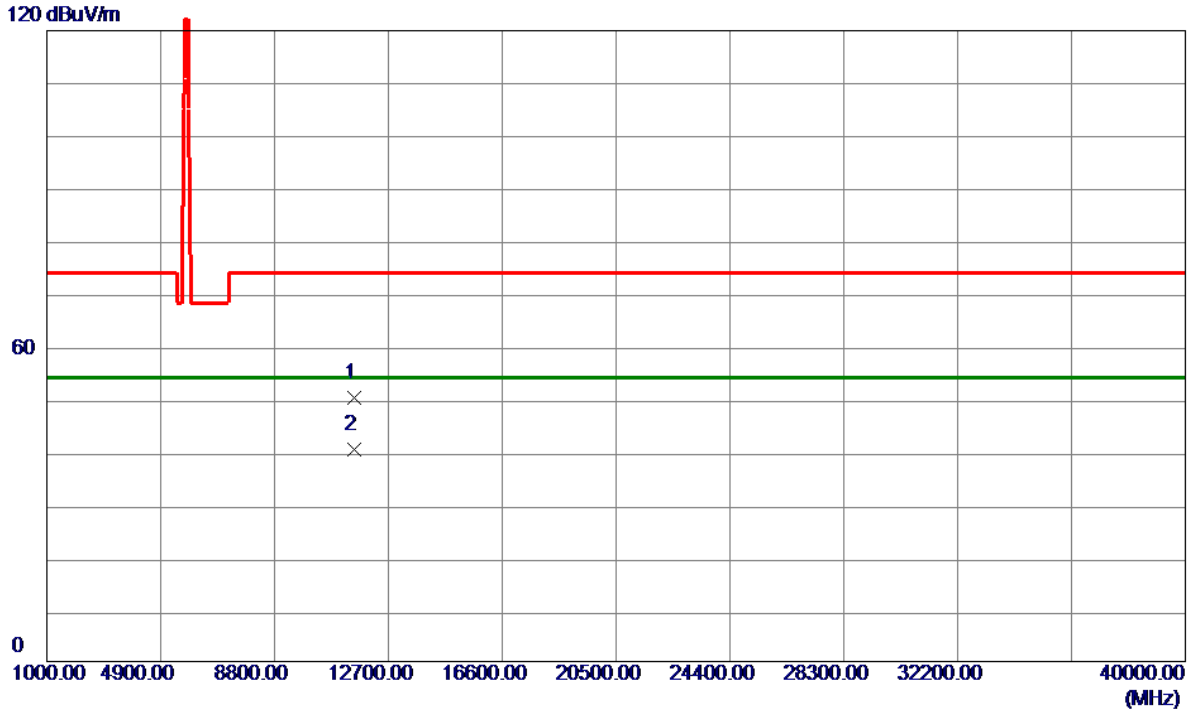
Vertical



No.	Freq. MHz	Reading Level dBuV/m	Correct Factor dB	Measure ment dBuV/m	Limit dBuV/m	Margin dB	Detector	Comment
1	5649.5500	15.86	38.33	54.19	68.20	-14.01	Peak	
2	5696.1500	20.50	38.45	58.95	102.35	-43.40	Peak	
3	5714.2000	23.02	38.50	61.52	109.18	-47.66	Peak	
4	5724.5050	27.70	38.53	66.23	121.07	-54.84	Peak	
5	5775.0000	62.53	38.67	101.20	122.20	-21.00	Peak	
6 *	5775.0000	54.30	38.67	92.97	54.00	38.97	AVG	
7	5853.3400	20.23	38.88	59.11	114.58	-55.47	Peak	
8	5866.6000	18.18	38.92	57.10	107.55	-50.45	Peak	
9	5878.7000	15.73	38.95	54.68	102.46	-47.78	Peak	
10	5926.5000	14.35	39.08	53.43	68.20	-14.77	Peak	

Orthogonal Axis:	X
Test Mode:	UNII-3/TX AC80 Mode 5775MHz

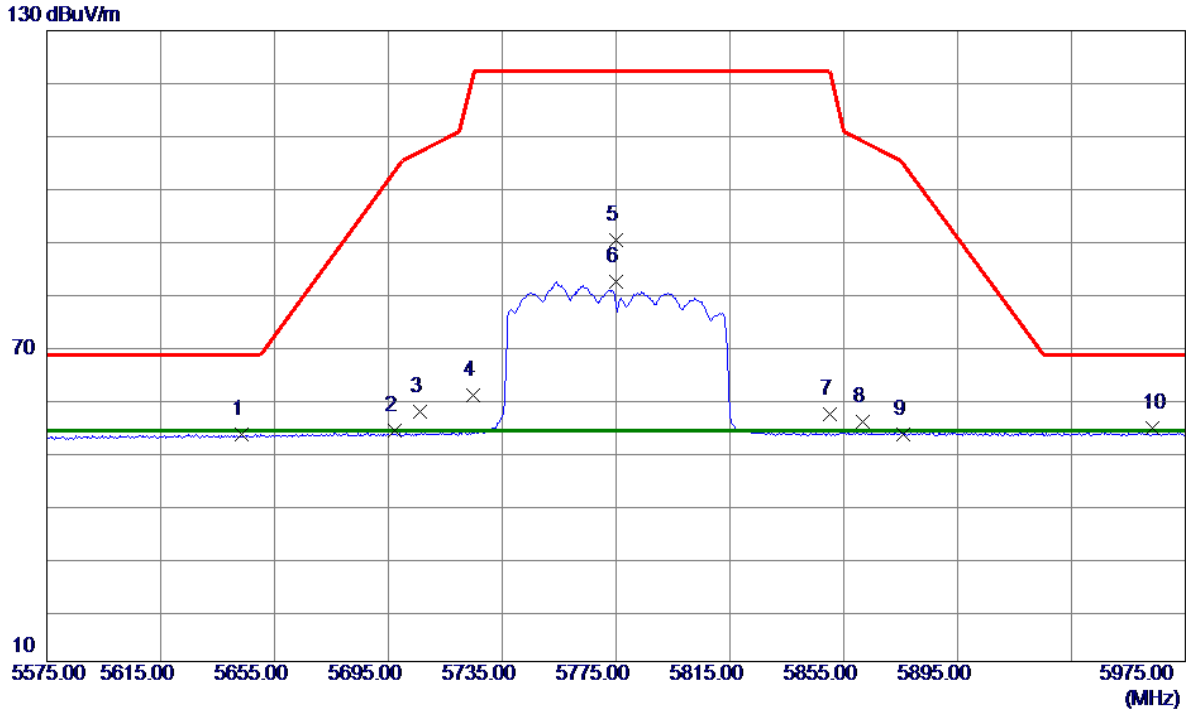
Vertical



No.	Freq. MHz	Reading Level dBuV/m	Correct Factor dB	Measure ment dBuV/m	Limit dBuV/m	Margin dB	Detector	Comment
1	11550.0000	46.78	3.32	50.10	74.00	-23.90	Peak	
2 *	11550.0000	36.90	3.32	40.22	54.00	-13.78	AVG	

Orthogonal Axis:	X
Test Mode:	UNII-3/TX AC80 Mode 5775MHz

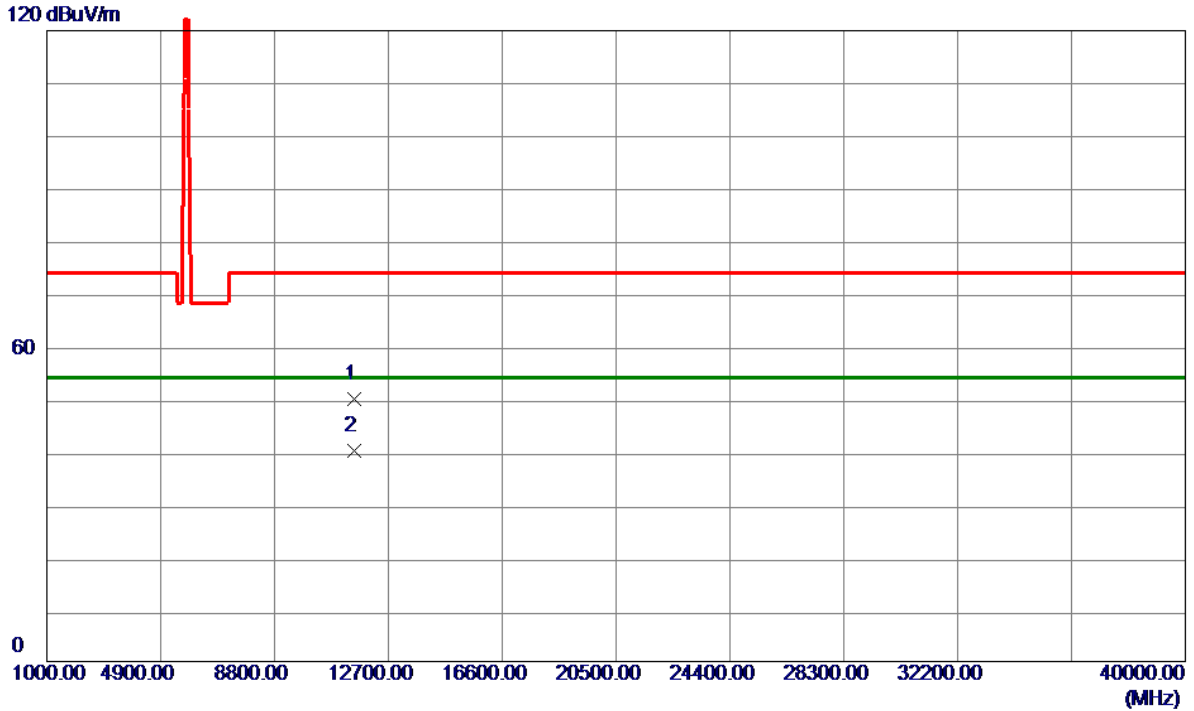
Horizontal



No.	Freq. MHz	Reading Level dBuV/m	Correct Factor dB	Measure ment dBuV/m	Limit dBuV/m	Margin dB	Detector	Comment
1	5643.5500	14.80	38.31	53.11	68.20	-15.09	Peak	
2	5697.4000	15.52	38.46	53.98	103.28	-49.30	Peak	
3	5706.1800	18.98	38.48	57.46	106.93	-49.47	Peak	
4	5724.7799	22.17	38.53	60.70	121.70	-61.00	Peak	
5	5775.0000	51.45	38.67	90.12	122.20	-32.08	Peak	
6 *	5775.0000	43.53	38.67	82.20	54.00	28.20	AVG	
7	5850.0500	18.06	38.87	56.93	122.09	-65.16	Peak	
8	5861.4800	16.77	38.90	55.67	108.99	-53.32	Peak	
9	5875.9000	14.25	38.94	53.19	104.53	-51.34	Peak	
10	5963.6000	15.12	39.18	54.30	68.20	-13.90	Peak	

Orthogonal Axis:	X
Test Mode:	UNII-3/TX AC80 Mode 5775MHz

Horizontal



No.	Freq. MHz	Reading Level dBuV/m	Correct Factor dB	Measure ment dBuV/m	Limit dBuV/m	Margin dB	Detector	Comment
1	11550.0000	46.64	3.32	49.96	74.00	-24.04	Peak	
2 *	11550.0000	36.85	3.32	40.17	54.00	-13.83	AVG	

TX A Mode_DUTY CYCLE

Duty cycle: TX DUTYMHZ

Duty cycle = T_{ON} / T_{Total}

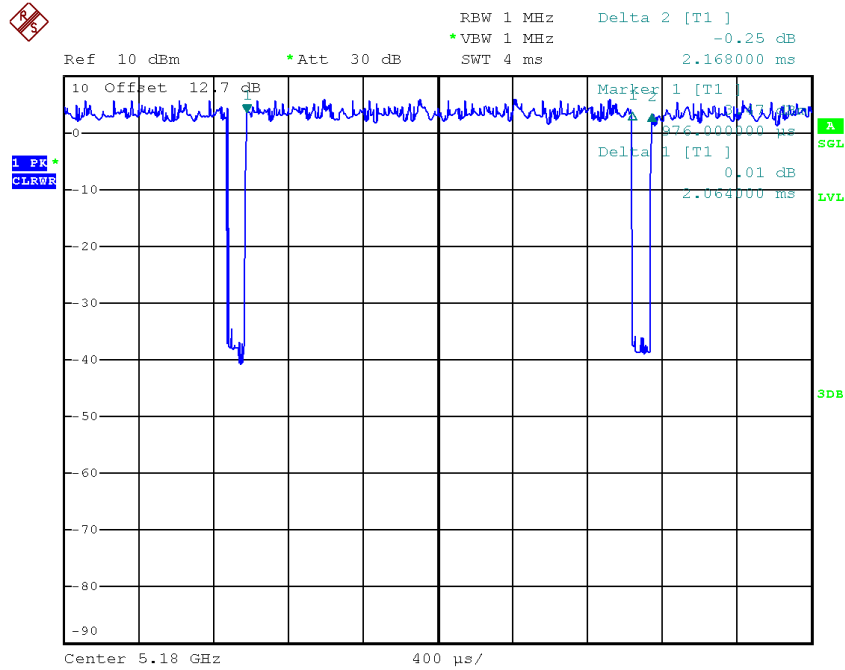
T_{ON} : 2.06 msec

T_{Total} : 2.17 msec

Duty cycle: 94.93%

Duty Factor = $10 \log(1/\text{Duty cycle})$

Duty Factor = 0.23



Date: 28.SEP.2017 12:20:29

Note: The EUT was programmed to be in countinously transmitting mode and the transmit duty cycle is not less than 98 %, so, the output power and power density should be cacluated as Output Power = Measured power + Ducus factor
Power Spectral Density = Measured density + Duty factor

TX N20 Mode_DUTY CYCLE

Duty cycle: TX DUTYMHZ

Duty cycle = T_{ON} / T_{Total}

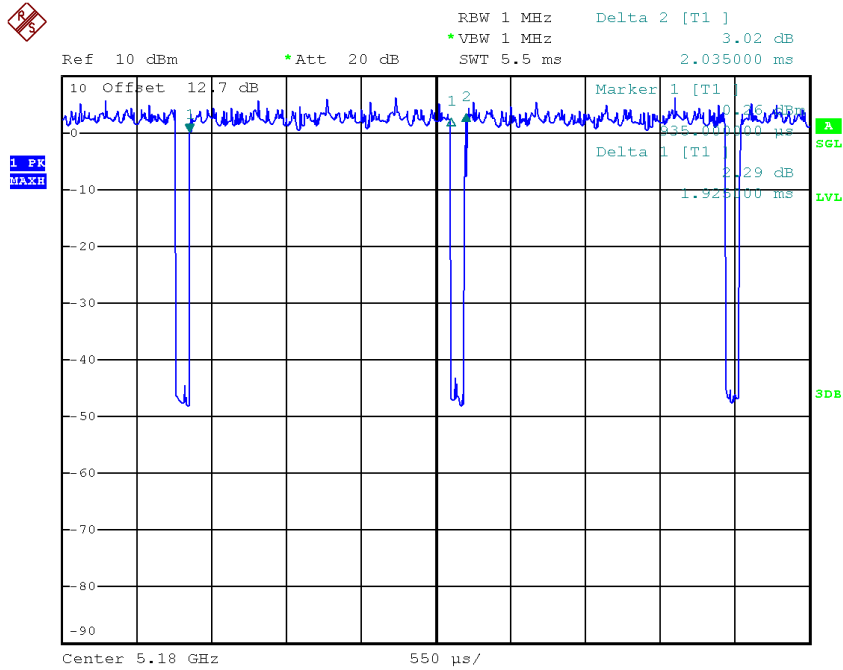
T_{ON} : 1.92 msec

T_{Total} : 2.03 msec

Duty cycle: 94.58%

Duty Factor = $10 \log(1/\text{Duty cycle})$

Duty Factor = 0.24



Date: 28.SEP.2017 14:28:10

Note: The EUT was programmed to be in countinously transmitting mode and the transmit duty cycle is not less than 98 %, so, the output power and power density should be cacluated as Output Power = Measured power + Ducy factor
 Power Spectral Density = Measured density + Duty factor

TX N40 Mode_DUTY CYCLE

Duty cycle: TX DUTYMHZ

Duty cycle = T_{ON} / T_{Total}

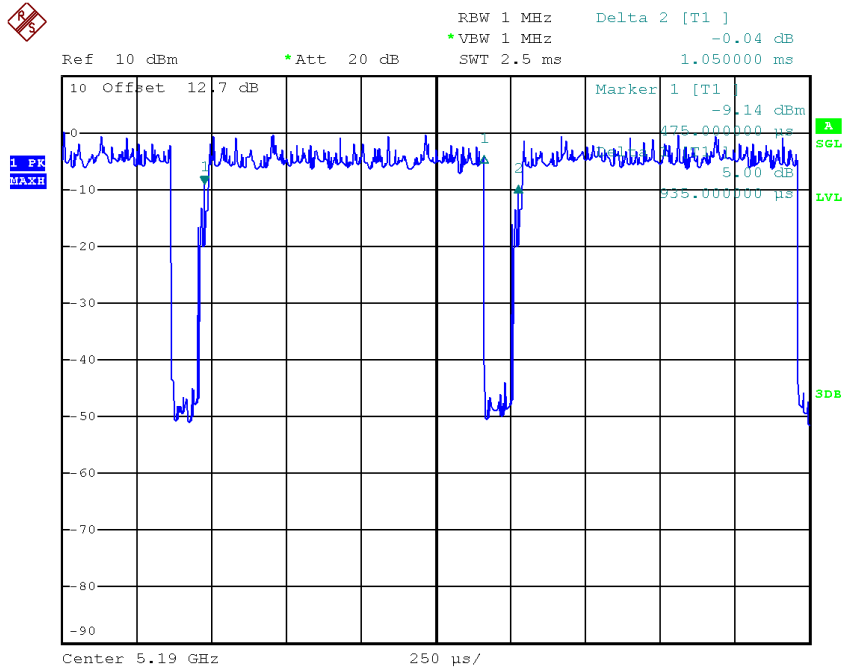
T_{ON} : 0.94 msec

T_{Total} : 1.05 msec

Duty cycle: 89.52%

Duty Factor = $10 \log(1/Duty \text{ cycle})$

Duty Factor = 0.48



Date: 28.SEP.2017 15:09:48

Note: The EUT was programmed to be in countinously transmitting mode and the transmit duty cycle is not less than 98 %, so, the output power and power density should be cacluated as Output Power = Measured power + Ducus factor
Power Spectral Density = Measured density + Duty factor

TX AC80 Mode_DUTY CYCLE

Duty cycle: TX DUTYMHZ

Duty cycle = T_{ON} / T_{Total}

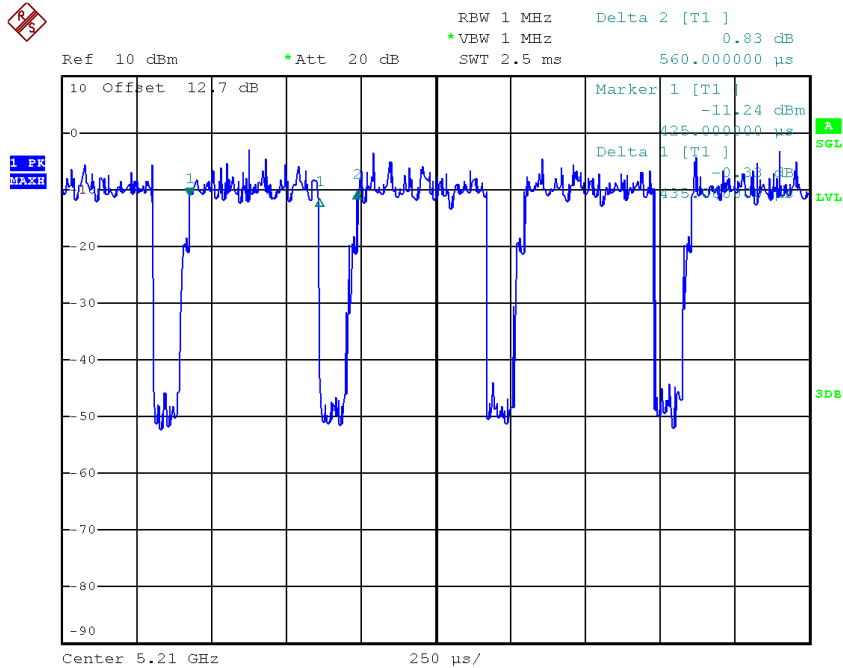
T_{ON} : 0.44 msec

T_{Total} : 0.56 msec

Duty cycle: 78.57%

Duty Factor = $10 \log(1/\text{Duty cycle})$

Duty Factor = 1.05



Date: 28.SEP.2017 15:41:28

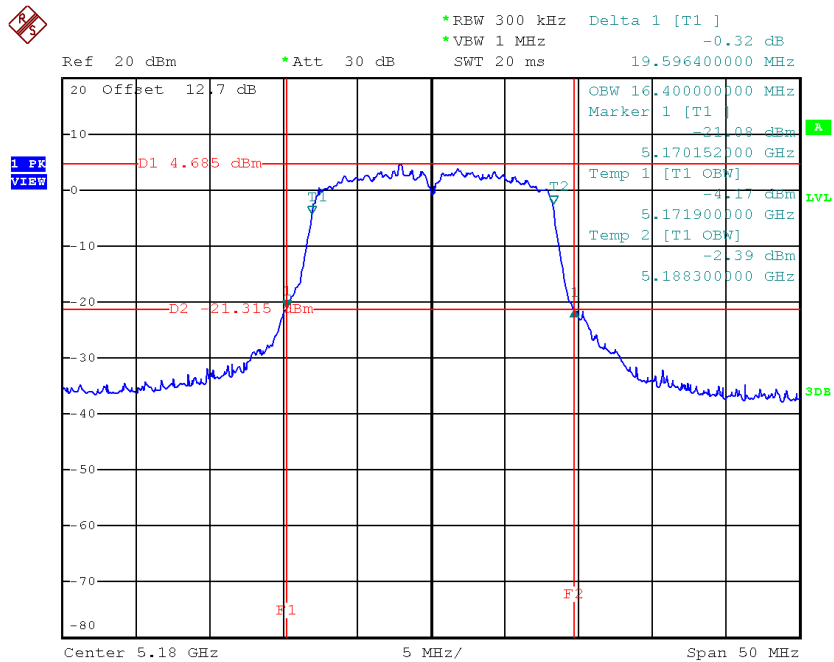
Note: The EUT was programmed to be in countinously transmitting mode and the transmit duty cycle is not less than 98 %, so, the output power and power density should be cacluated as Output Power = Measured power + Ducus factor
 Power Spectral Density = Measured density + Duty factor

APPENDIX E - BANDWIDTH

Test Mode: UNII-1/TX A Mode_CH36/CH40/CH48

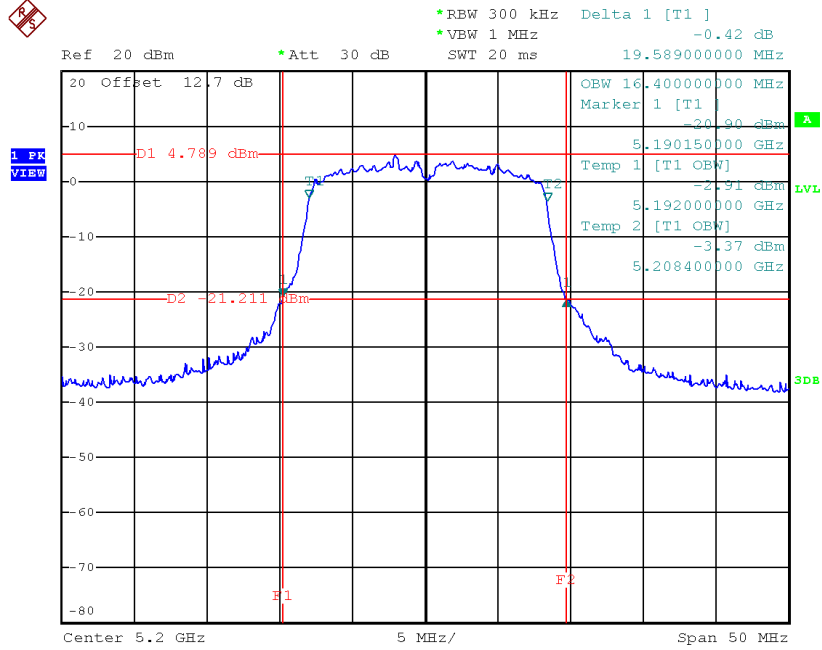
Channel	Frequency (MHz)	26dB Bandwidth (MHz)	99% Occupied Bandwidth (MHz)
CH36	5180	19.60	16.40
CH40	5200	19.59	16.40
CH48	5240	19.80	16.40

TX CH36



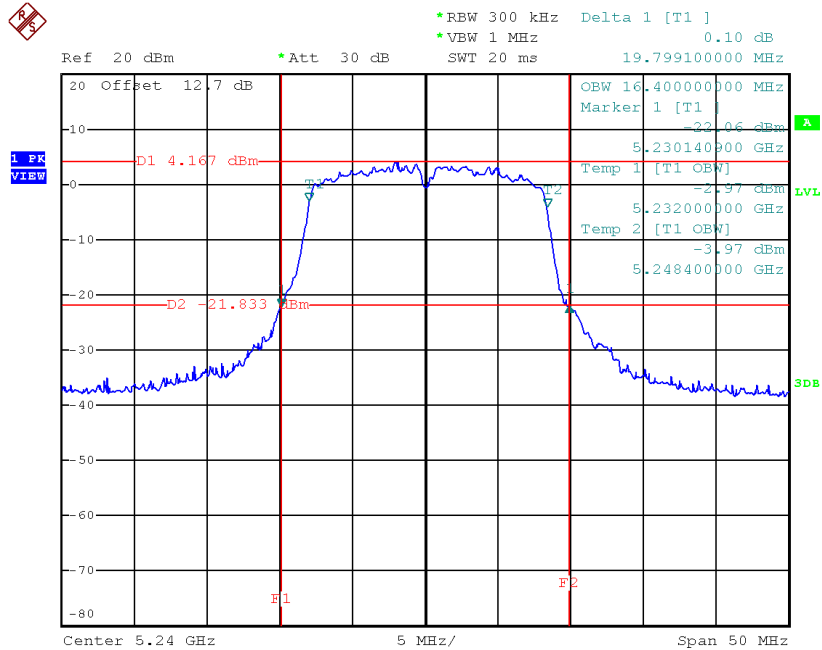
Date: 28.SEP.2017 12:21:11

TX CH40



Date: 28.SEP.2017 12:23:46

TX CH48

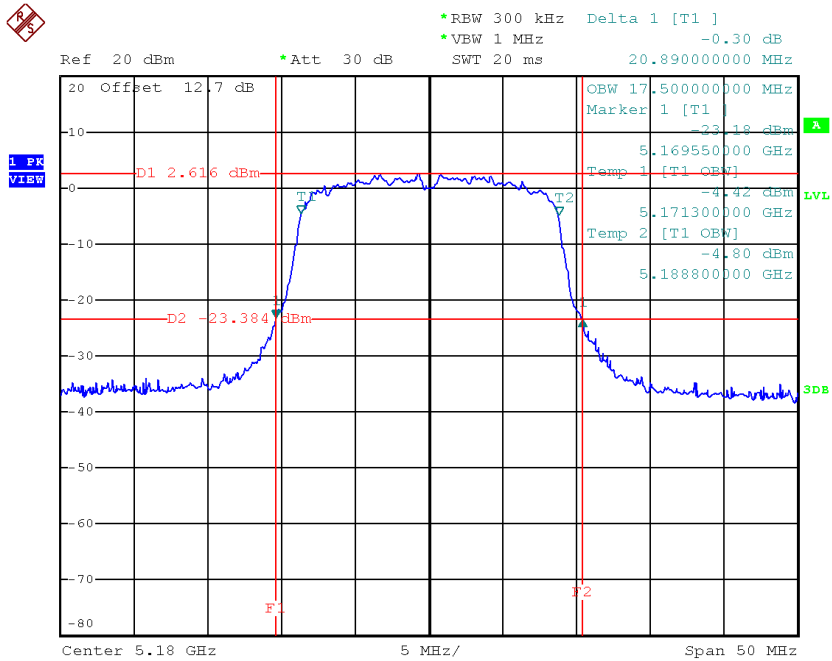


Date: 28.SEP.2017 12:24:53

Test Mode: UNII-1/TX N20 Mode_CH36/CH40/CH48

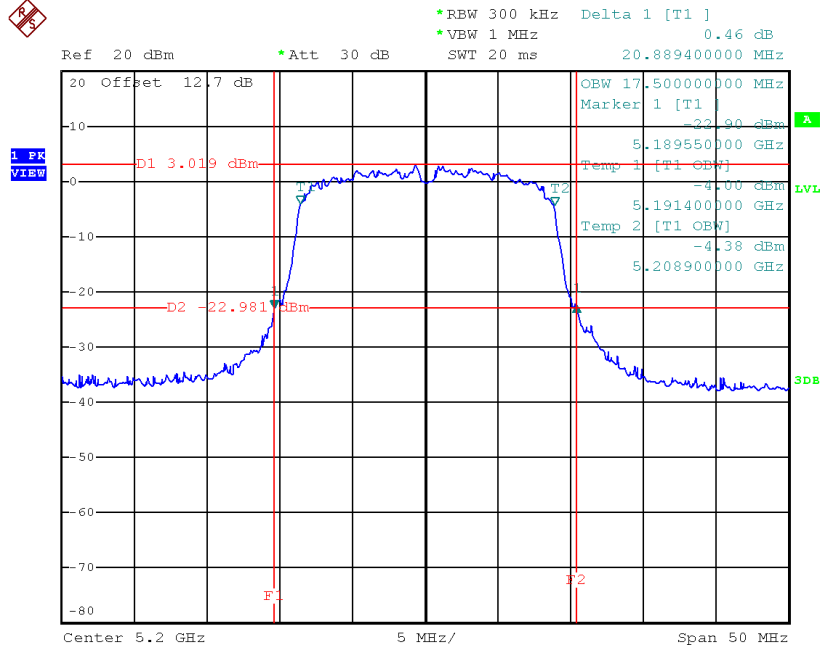
Channel	Frequency (MHz)	26dB Bandwidth (MHz)	99% Occupied Bandwidth (MHz)
CH36	5180	20.89	17.50
CH40	5200	20.89	17.50
CH48	5240	20.90	17.50

TX CH36



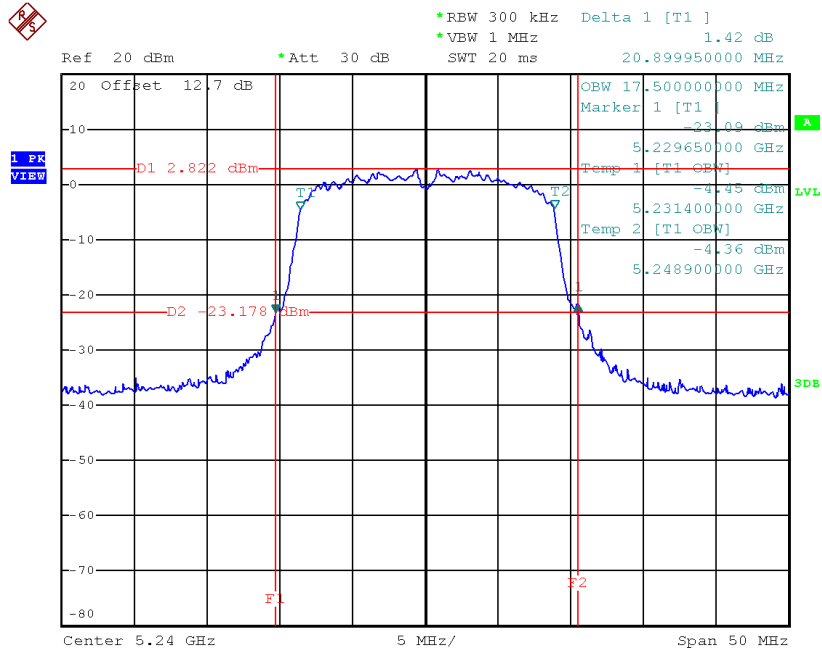
Date: 28.SEP.2017 14:28:49

TX CH40



Date: 28.SEP.2017 14:31:15

TX CH48

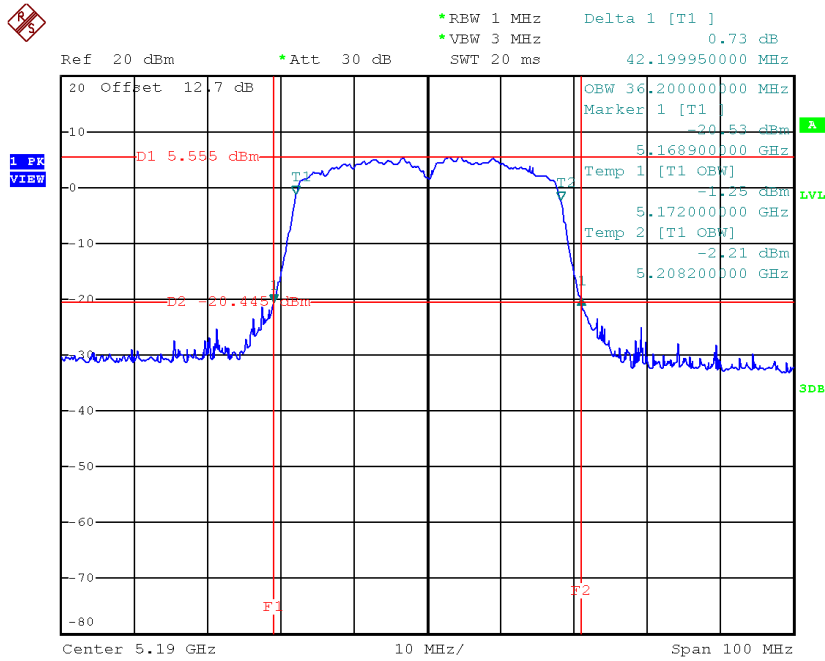


Date: 28.SEP.2017 14:32:14

Test Mode: UNII-1/TX N40 Mode_CH38/CH46

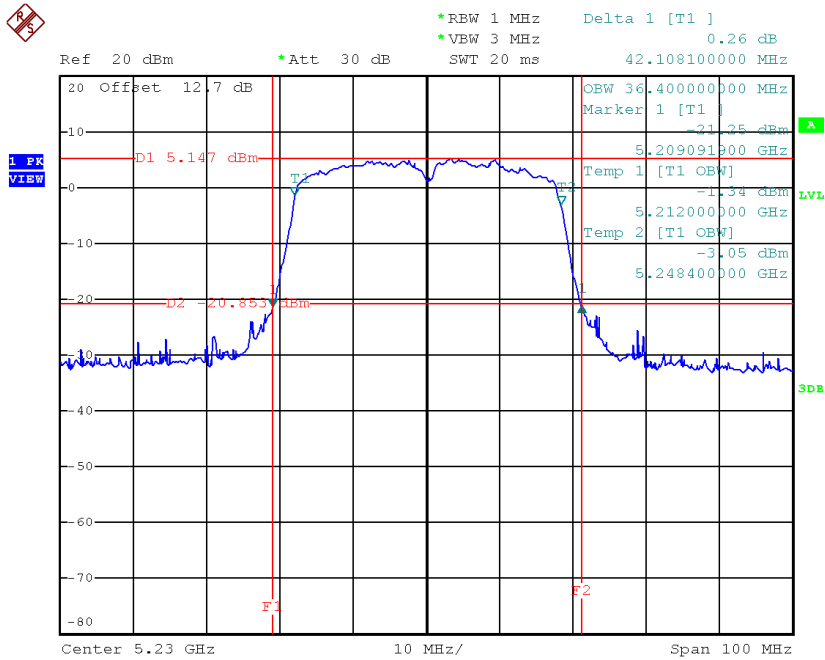
Channel	Frequency (MHz)	26dB Bandwidth (MHz)	99% Occupied Bandwidth (MHz)
CH38	5190	42.20	36.20
CH46	5230	42.11	36.40

TX CH38



Date: 28.SEP.2017 15:10:41

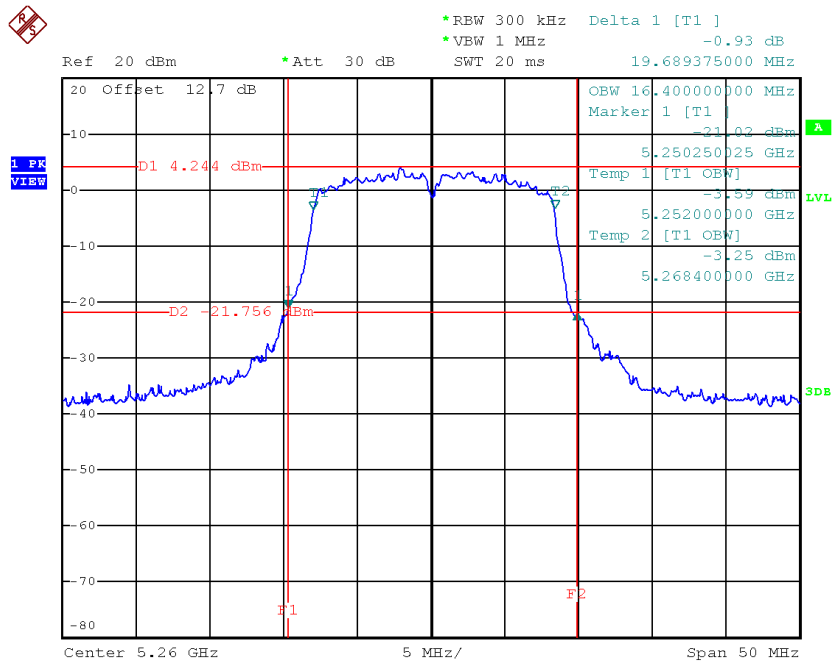
TX CH46



Date: 28.SEP.2017 15:14:07

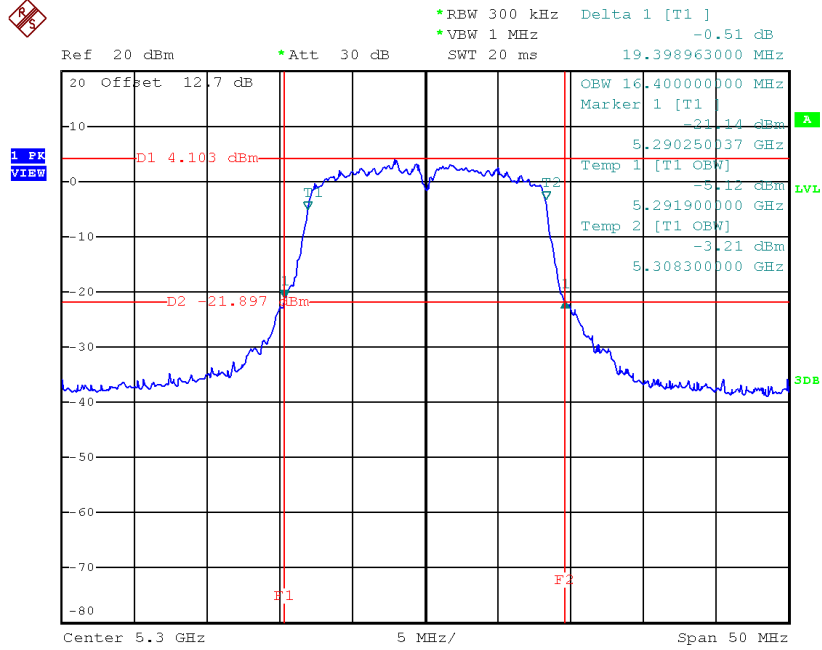
Test Mode: UNII-2A/TX A Mode_CH52/CH60/CH64

Channel	Frequency (MHz)	26dB Bandwidth (MHz)	99% Occupied Bandwidth (MHz)
CH52	5260	19.69	16.40
CH60	5300	19.40	16.40
CH64	5320	19.19	16.40

TX CH52


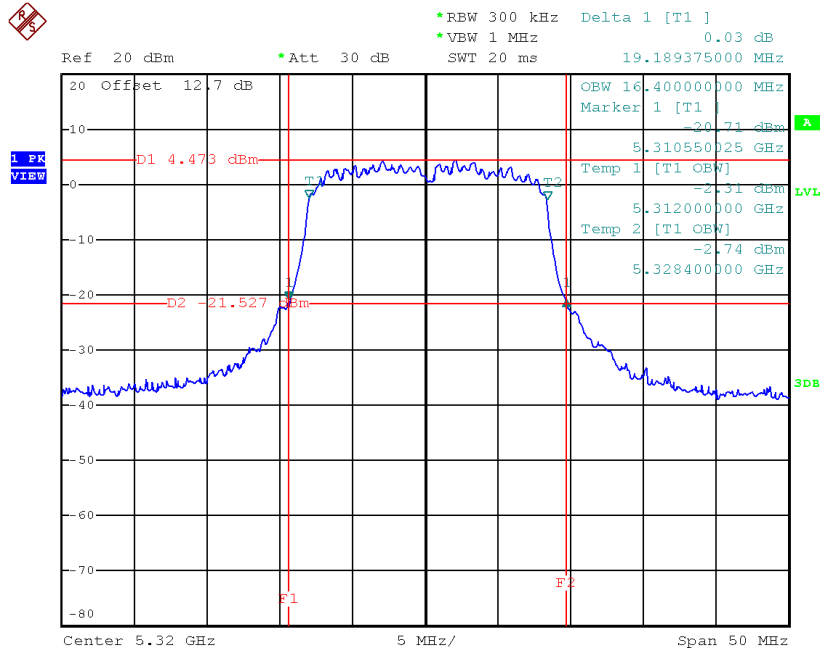
Date: 28.SEP.2017 12:27:31

TX CH60



Date: 28.SEP.2017 12:28:38

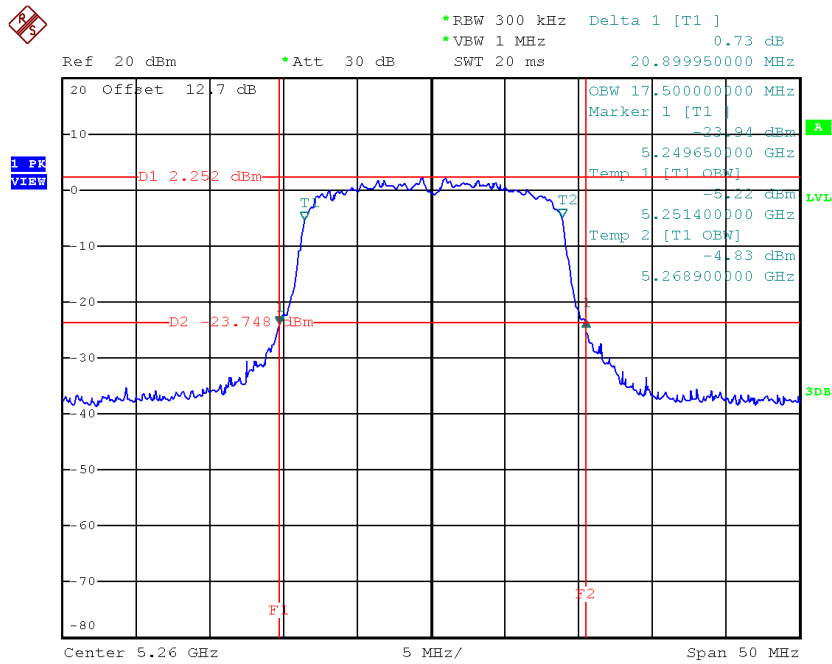
TX CH64



Date: 28.SEP.2017 12:35:28

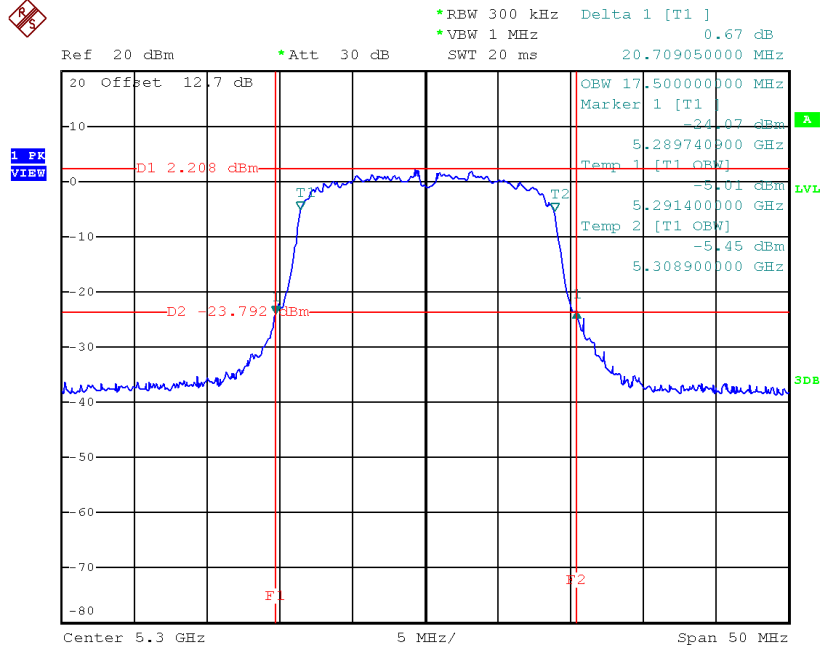
Test Mode: UNII-2A/TX N20 Mode_CH52/CH60/CH64

Channel	Frequency (MHz)	26dB Bandwidth (MHz)	99% Occupied Bandwidth (MHz)
CH52	5260	20.90	17.50
CH60	5300	20.71	17.50
CH64	5320	20.80	17.50

TX CH52


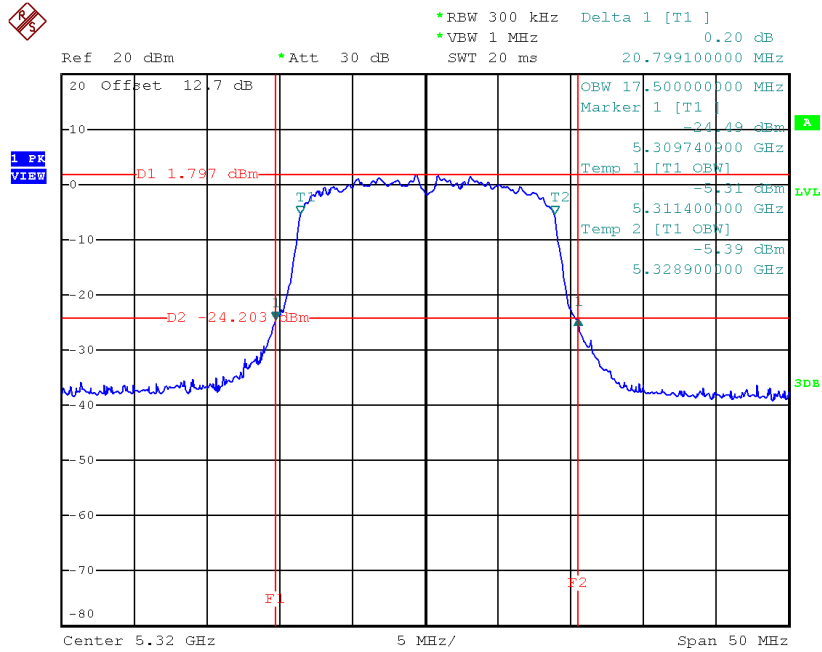
Date: 28.SEP.2017 14:34:41

TX CH60



Date: 28.SEP.2017 14:35:35

TX CH64

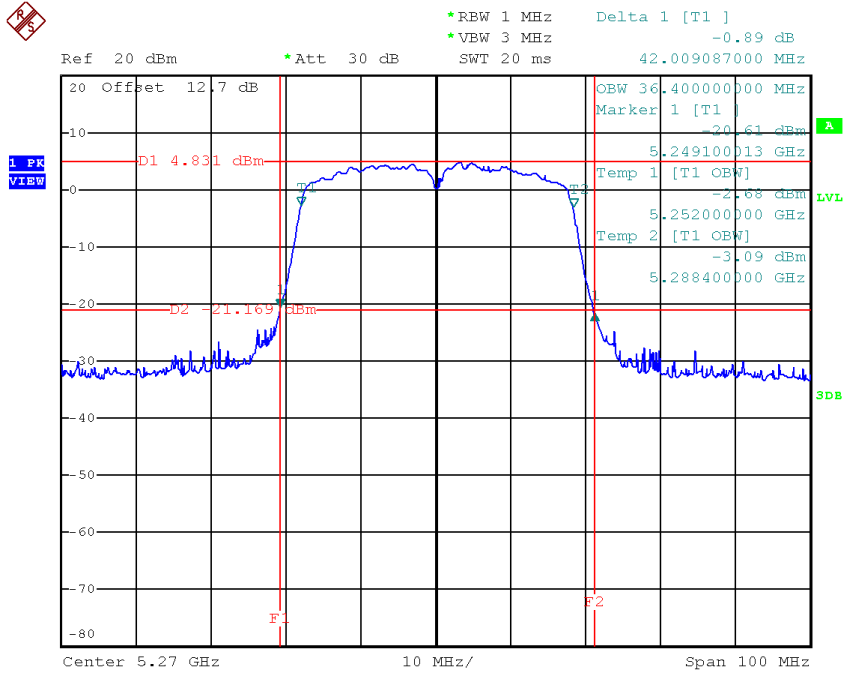


Date: 28.SEP.2017 14:39:20

Test Mode: UNII-2A/TX N40 Mode_CH54/CH62

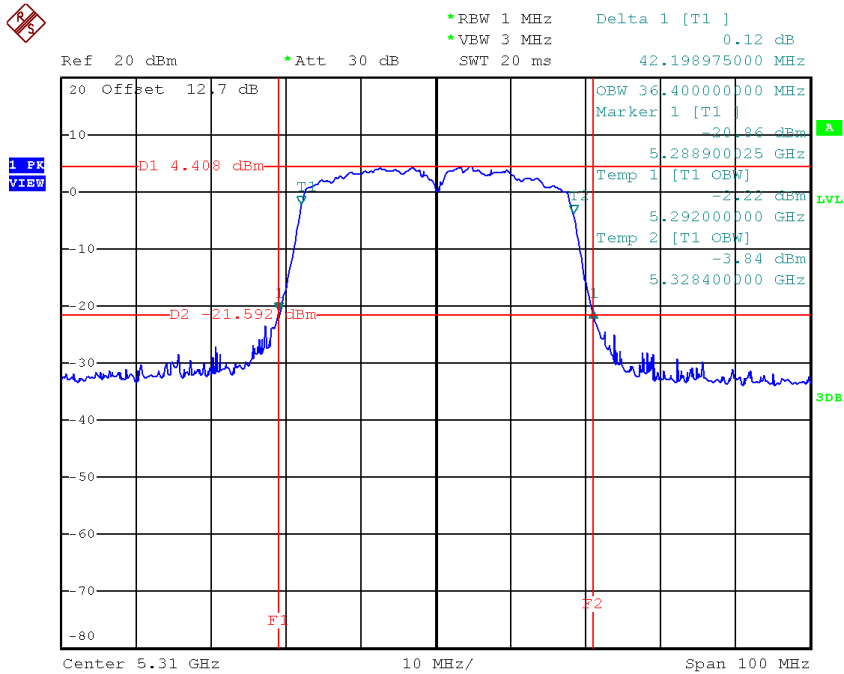
Channel	Frequency (MHz)	26dB Bandwidth (MHz)	99% Occupied Bandwidth (MHz)
CH54	5270	42.01	36.40
CH62	5310	42.20	36.40

TX CH54



Date: 28.SEP.2017 15:15:28

TX CH62

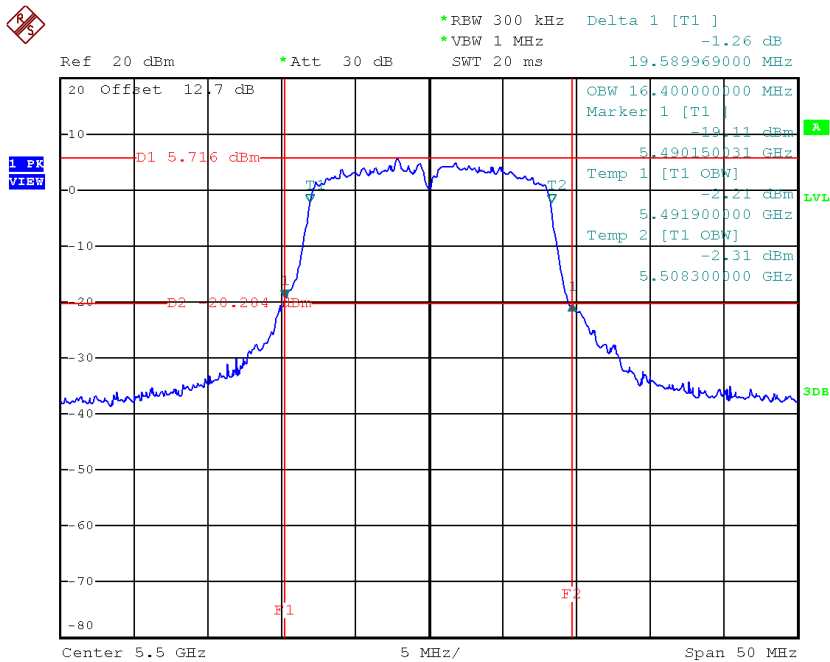


Date: 28.SEP.2017 15:19:07

Test Mode: UNII-2C/TX A Mode_CH100/CH116/CH140

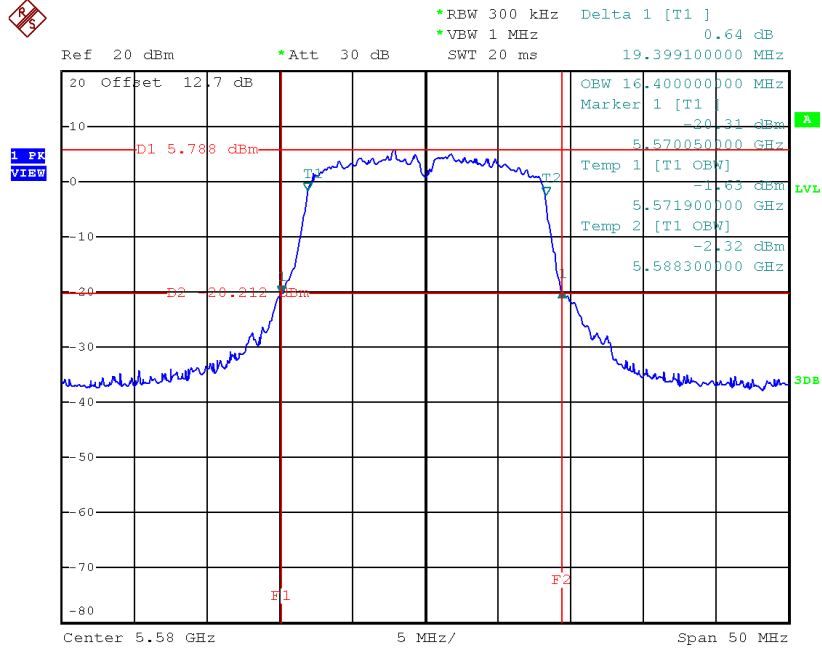
Channel	Frequency (MHz)	26dB Bandwidth (MHz)	99% Occupied Bandwidth (MHz)
CH100	5500	19.59	16.40
CH116	5580	19.40	16.40
CH140	5700	20.39	16.50

TX CH100



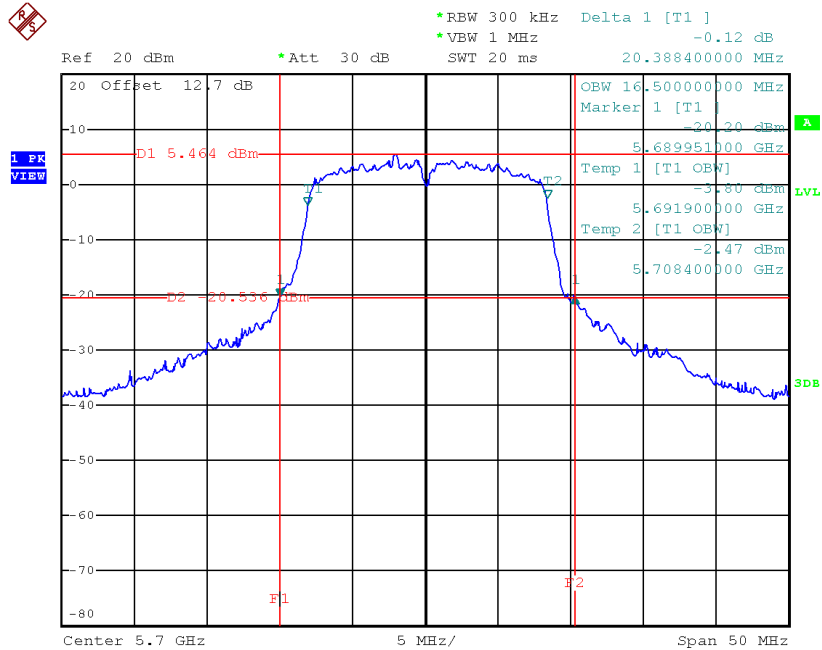
Date: 28.SEP.2017 12:36:50

TX CH116



Date: 28.SEP.2017 12:42:36

TX CH140

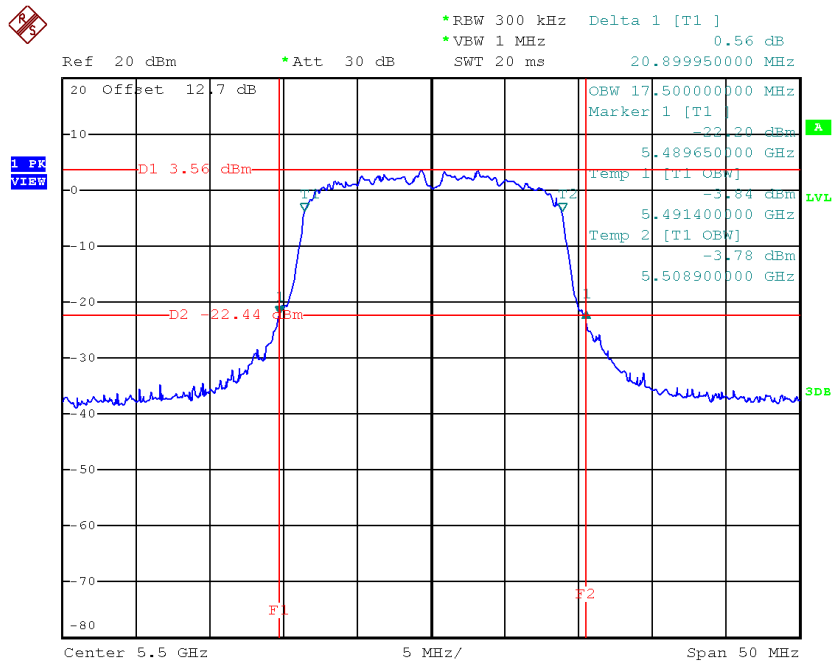


Date: 28.SEP.2017 12:45:39

Test Mode: UNII-2C/TX N20 Mode_CH100/CH116/CH140

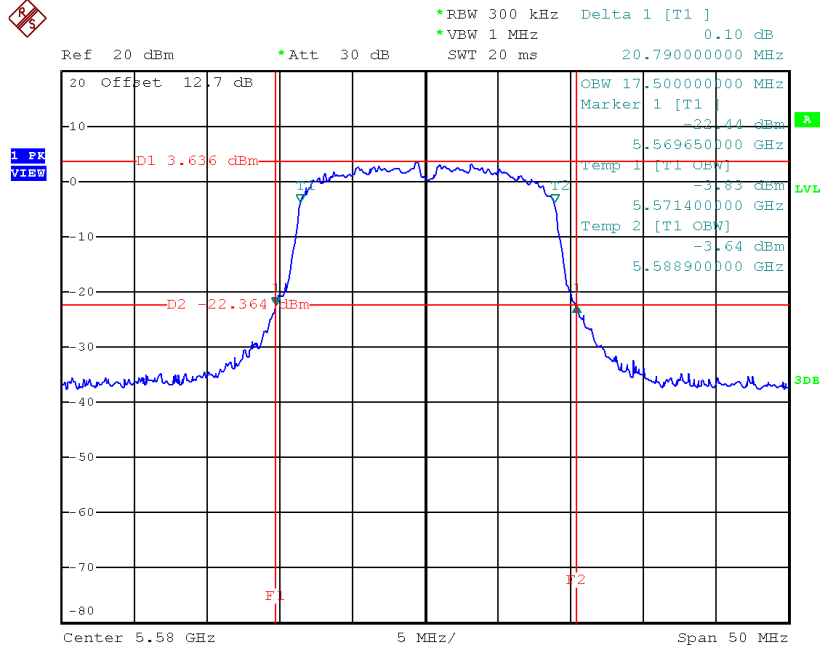
Channel	Frequency (MHz)	26dB Bandwidth (MHz)	99% Occupied Bandwidth (MHz)
CH100	5500	20.90	17.50
CH116	5580	20.79	17.50
CH140	5700	30.00	17.60

TX CH100



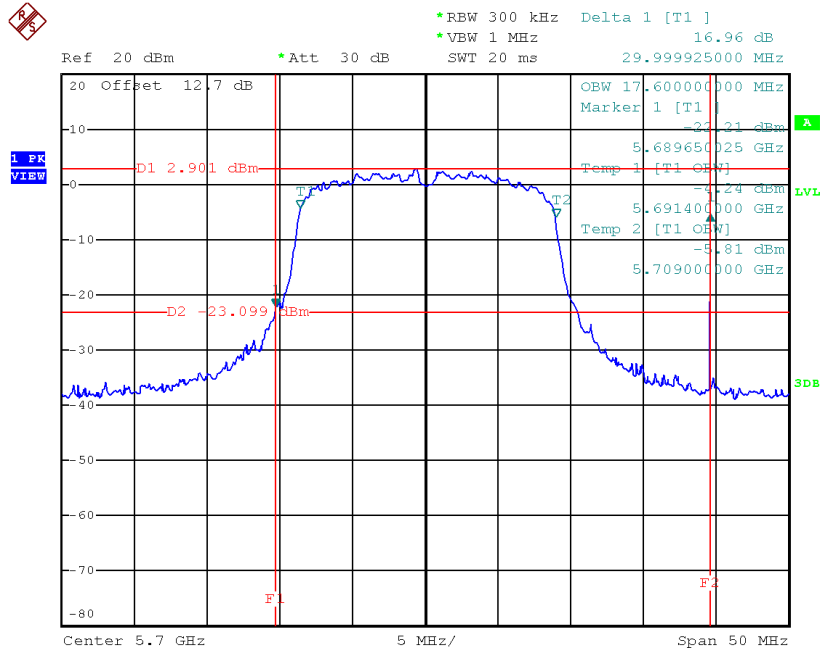
Date: 28.SEP.2017 14:40:30

TX CH116



Date: 28.SEP.2017 14:43:38

TX CH140

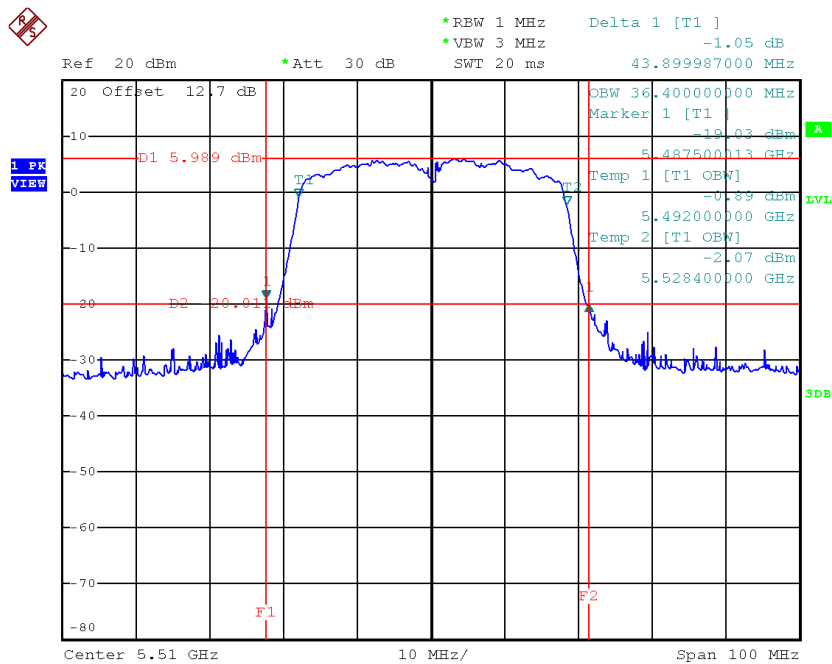


Date: 28.SEP.2017 14:44:39

Test Mode: UNII-2C/TX N40 Mode_CH102/CH110/CH134

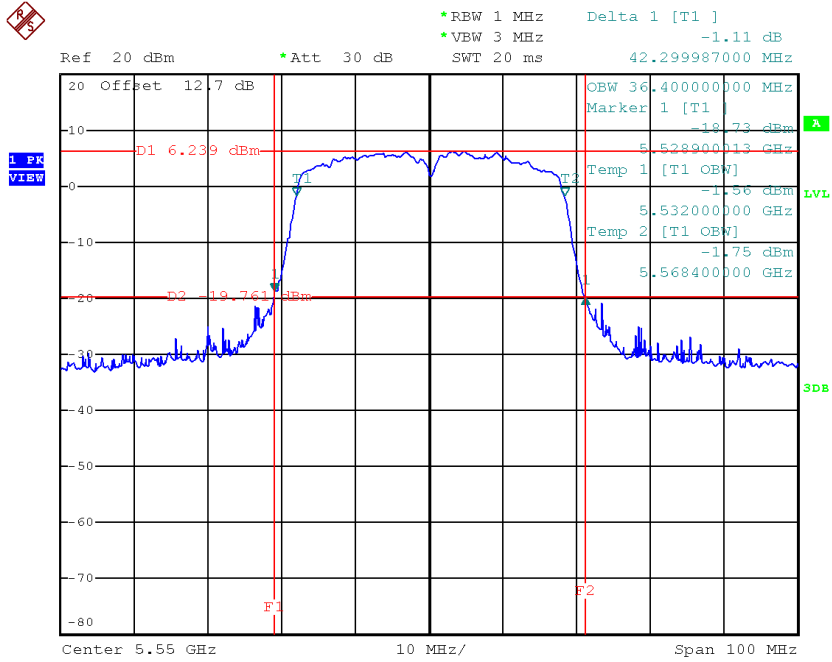
Channel	Frequency (MHz)	26dB Bandwidth (MHz)	99% Occupied Bandwidth (MHz)
CH102	5510	43.90	36.40
CH110	5550	42.30	36.40
CH134	5670	42.80	36.40

TX CH102



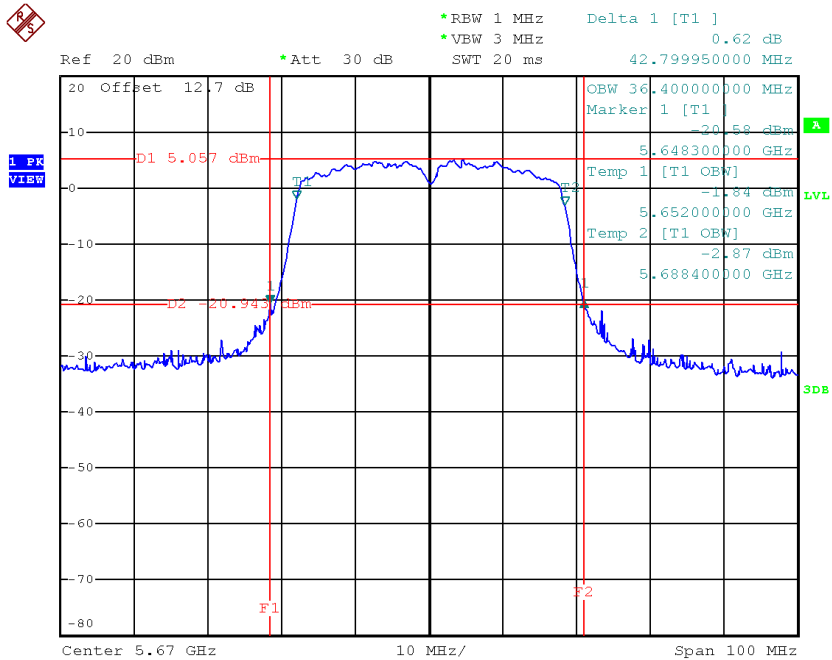
Date: 28.SEP.2017 15:21:03

TX CH110



Date: 28.SEP.2017 15:24:52

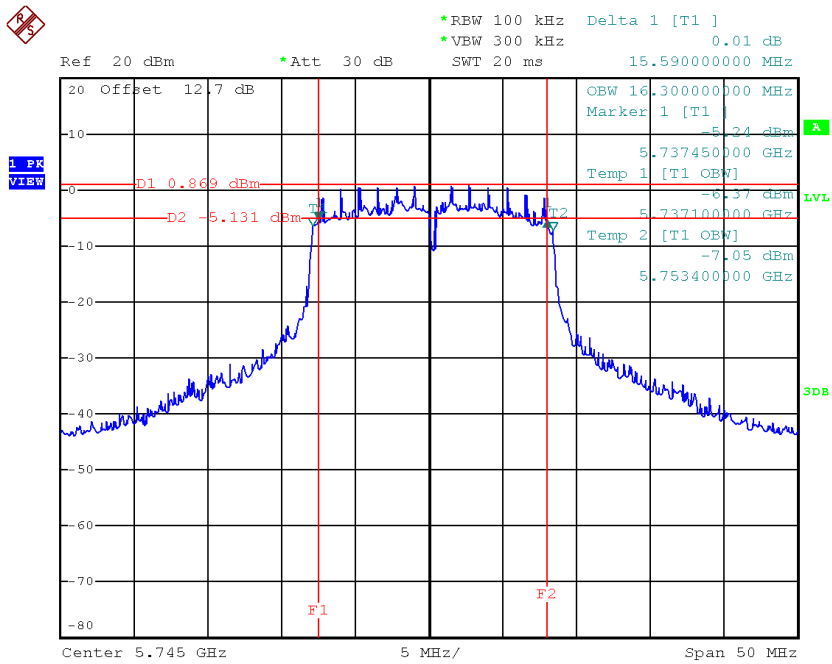
TX CH134



Date: 28.SEP.2017 15:26:22

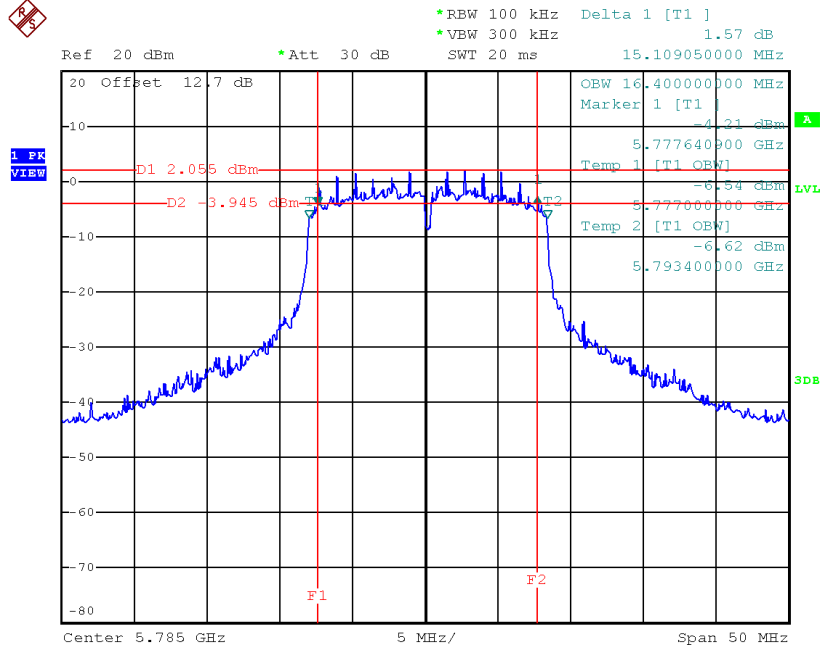
Test Mode: UNII-3/ TX A Mode_CH149/CH157/CH161

Channel	Frequency (MHz)	6dB Bandwidth (MHz)	99% Occupied Bandwidth (MHz)	Limit (kHz)
CH149	5745	15.59	16.30	>=500
CH157	5785	15.11	16.40	>=500
CH161	5805	15.30	16.30	>=500

TX CH 149


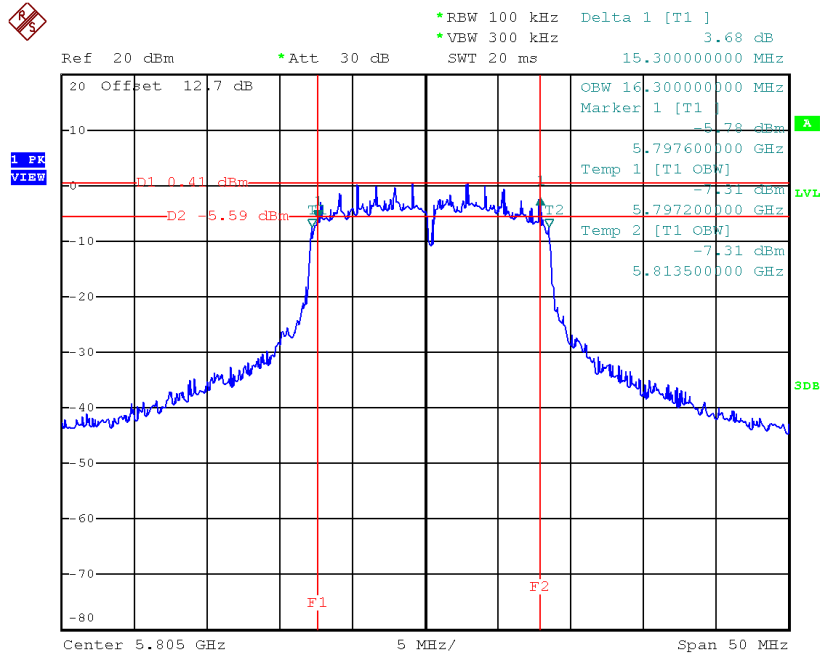
Date: 28.SEP.2017 12:54:04

TX CH 157



Date: 28.SEP.2017 12:55:11

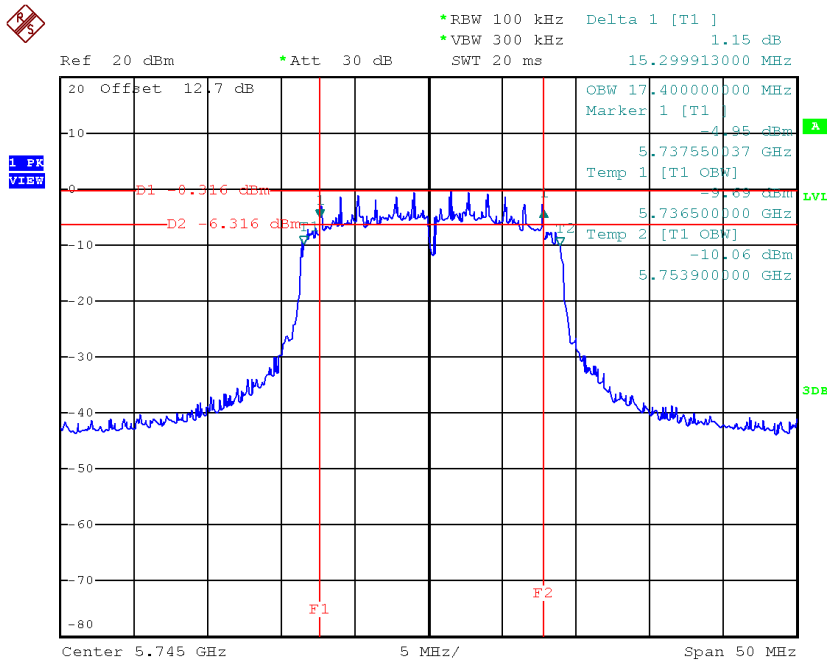
TX CH 161



Date: 12.OCT.2017 15:11:25

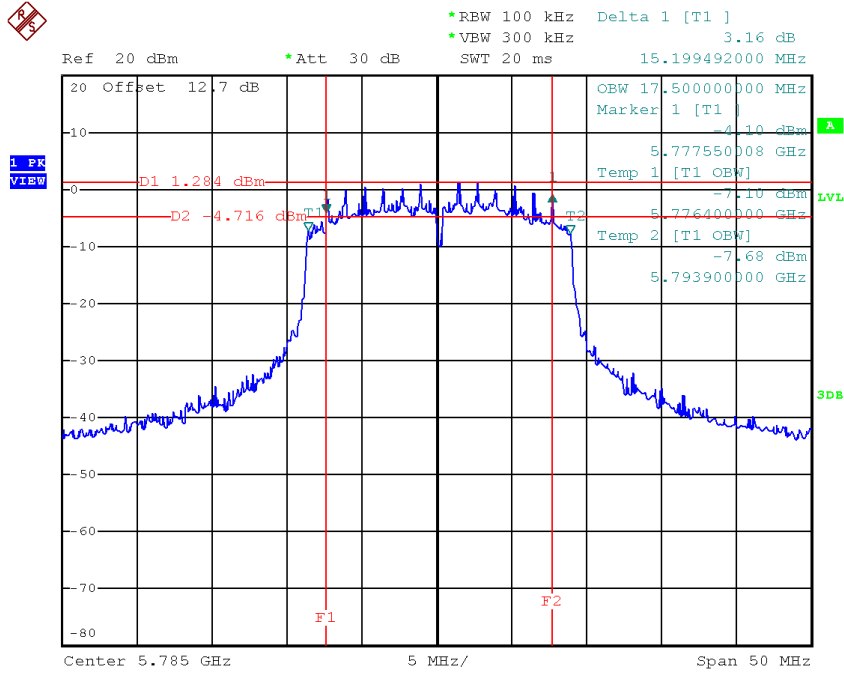
Test Mode: UNII-3/ TX N20 Mode_CH149/CH157/CH161

Channel	Frequency (MHz)	6dB Bandwidth (MHz)	99% Occupied Bandwidth (MHz)	Limit (kHz)
CH149	5745	15.30	17.40	>=500
CH157	5785	15.20	17.50	>=500
CH161	5805	15.10	17.40	>=500

TX CH 149


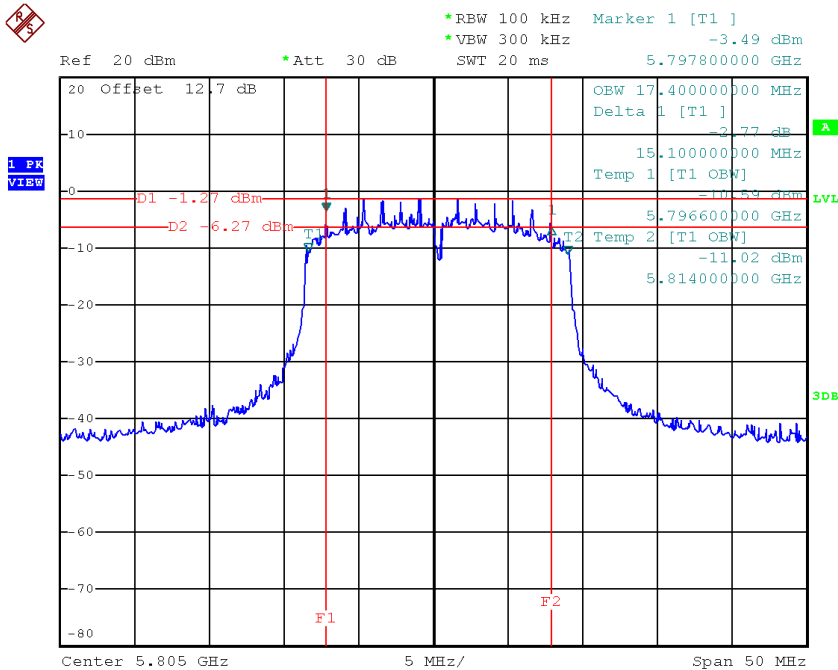
Date: 28.SEP.2017 14:47:24

TX CH 157



Date: 28.SEP.2017 14:49:18

TX CH 161

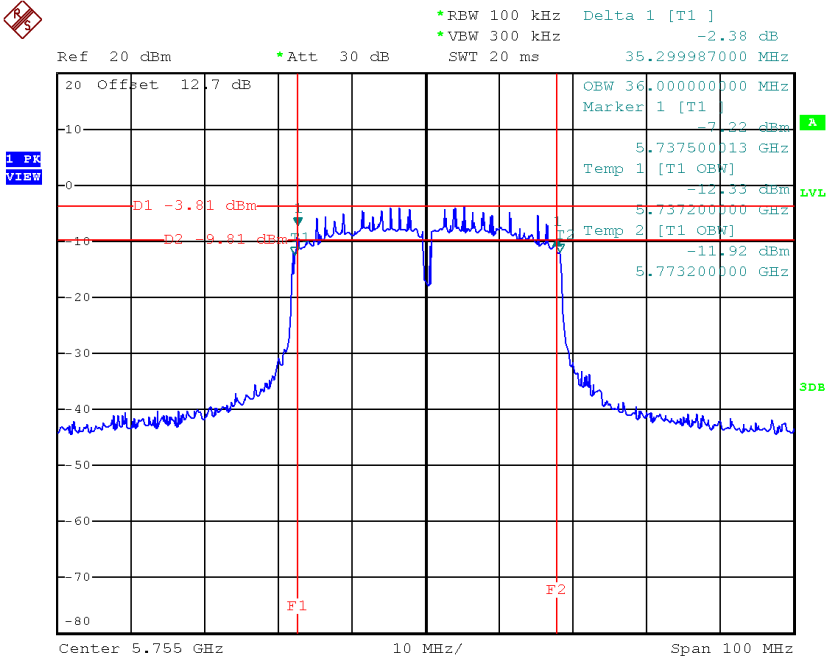


Date: 12.OCT.2017 15:05:54

Test Mode: UNII-3/ TX N40 Mode_CH151/CH159

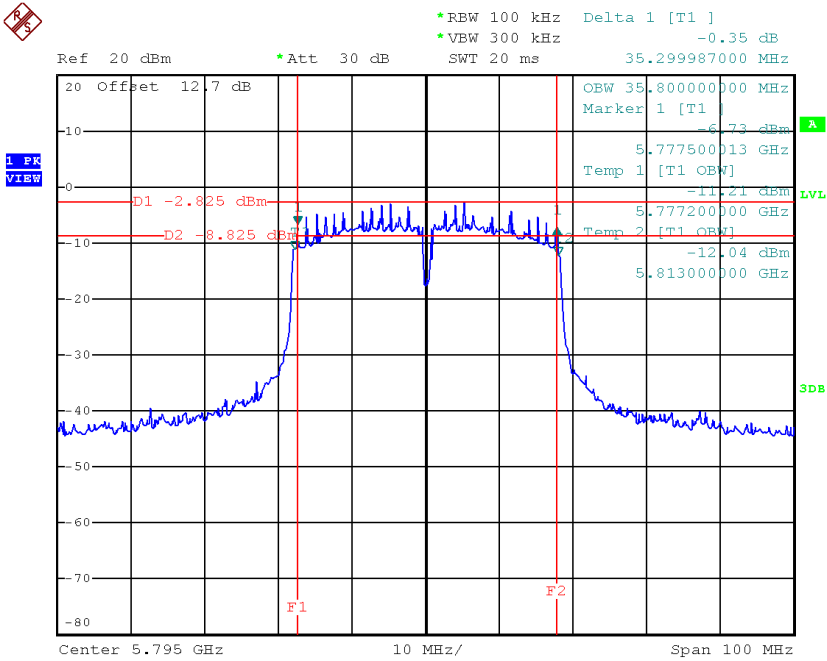
Channel	Frequency (MHz)	6dB Bandwidth (MHz)	99% Occupied Bandwidth (MHz)	Limit (kHz)
CH151	5755	35.30	36.00	≥ 500
CH159	5795	35.30	35.80	≥ 500

TX CH 151



Date: 28.SEP.2017 15:32:34

TX CH 159

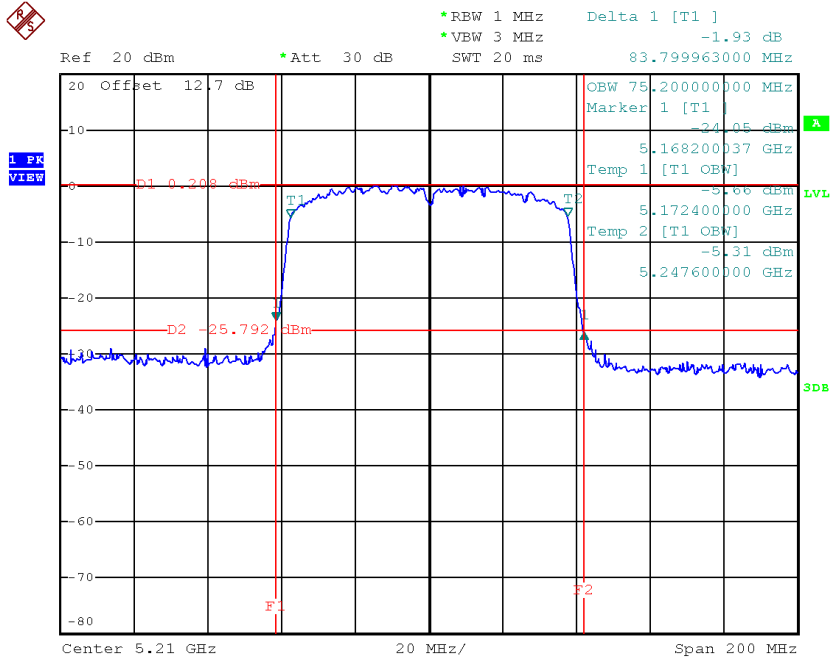


Date: 28.SEP.2017 15:34:05

Test Mode: UNII-1/TX AC80 Mode_CH42

Channel	Frequency (MHz)	26dB Bandwidth (MHz)	99% Occupied Bandwidth (MHz)
CH42	5210	83.80	75.20

TX CH42

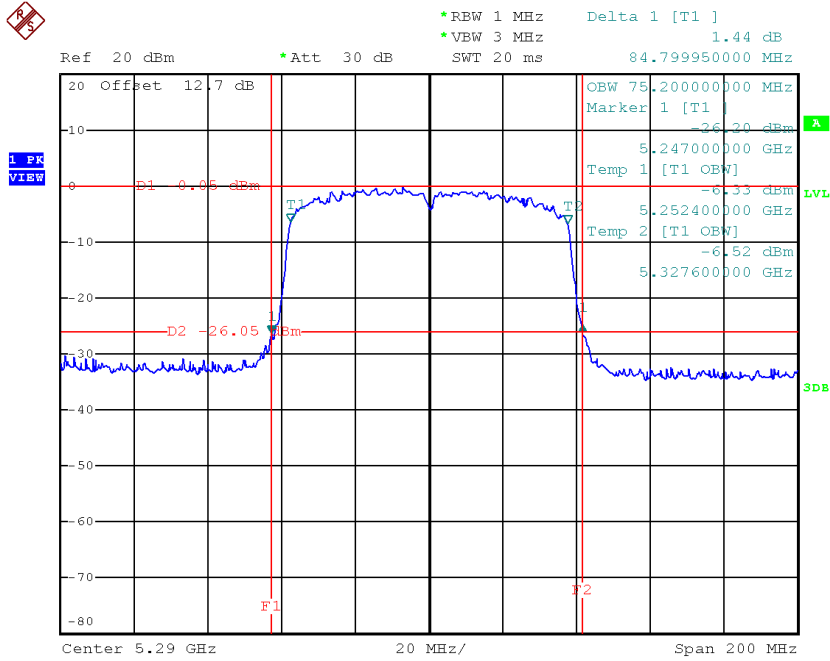


Date: 28.SEP.2017 15:44:45

Test Mode: UNII-2A/TX AC80 Mode_CH58

Channel	Frequency (MHz)	26dB Bandwidth (MHz)	99% Occupied Bandwidth (MHz)
CH58	5290	84.80	75.20

TX CH58

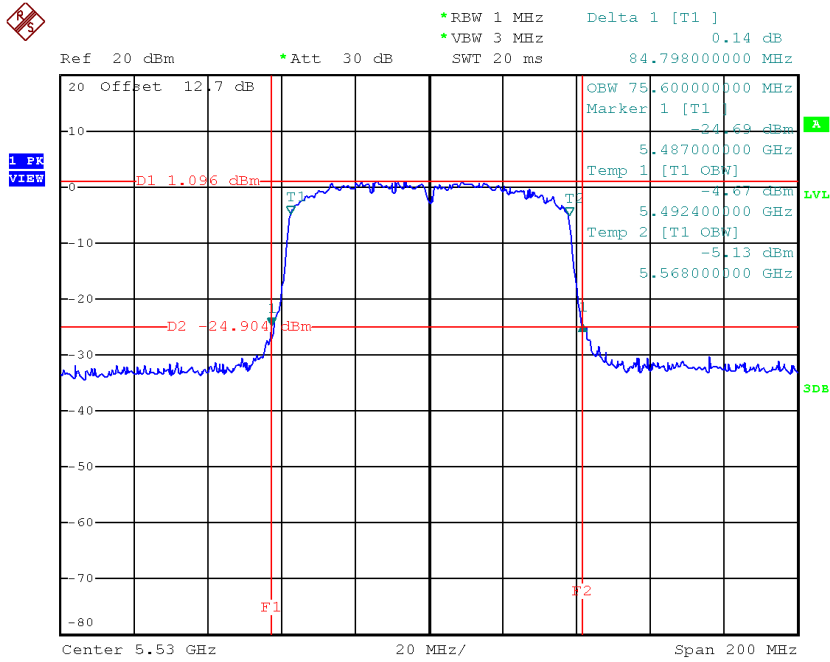


Date: 28.SEP.2017 15:47:38

Test Mode: UNII-2C/TX AC80 Mode_CH106/CH122

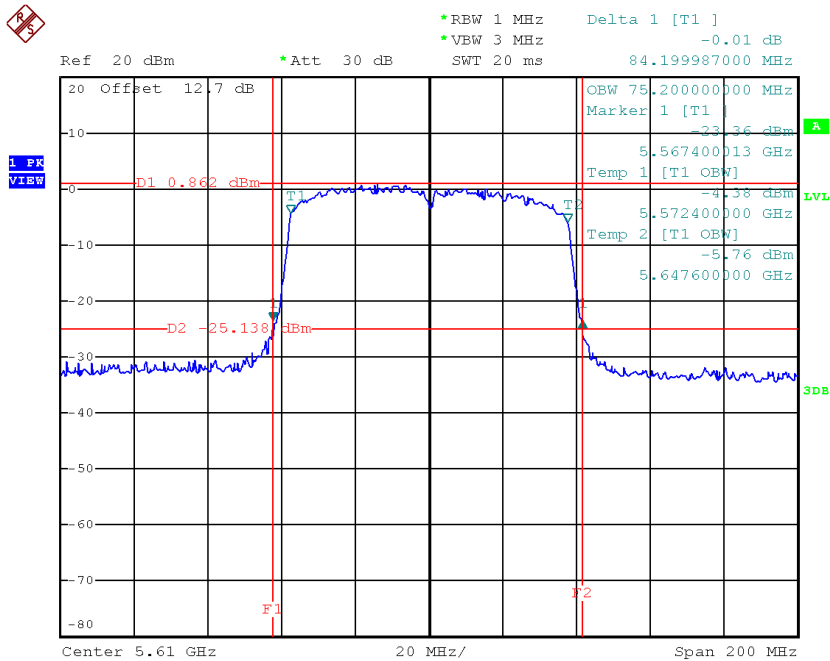
Channel	Frequency (MHz)	26dB Bandwidth (MHz)	99% Occupied Bandwidth (MHz)
CH106	5530	84.80	75.60
CH122	5610	84.20	75.20

TX CH106



Date: 28.SEP.2017 15:50:54

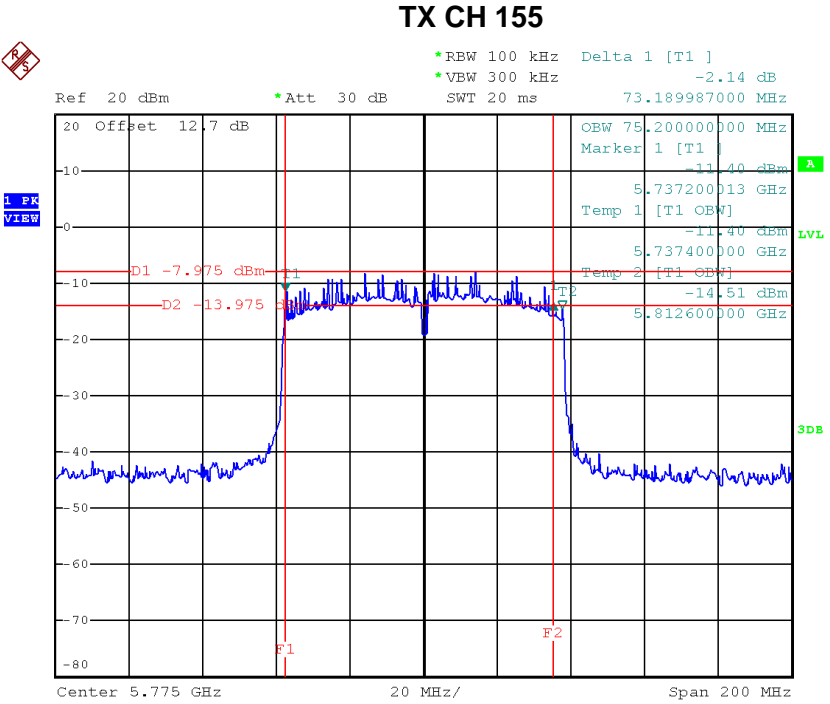
TX CH122



Date: 28.SEP.2017 15:53:58

Test Mode: UNII-3/ TX AC80 Mode_CH155

Channel	Frequency (MHz)	6dB Bandwidth (MHz)	99% Occupied Bandwidth (MHz)	Limit (kHz)
CH155	5775	73.19	75.20	>=500



Date: 28.SEP.2017 15:55:34

APPENDIX F - MAXIMUM OUTPUT POWER

Test Mode: UNII-1/TX A Mode_ANT 1

Channel	Frequency (MHz)	Output Power (dBm)	Limit (dBm)	Limit (Watt)
CH36	5180	13.16	30.00	1.00
CH40	5200	13.37	30.00	1.00
CH48	5240	13.44	30.00	1.00

Test Mode: UNII-1/TX A Mode_ANT 2

Channel	Frequency (MHz)	Output Power (dBm)	Limit (dBm)	Limit (Watt)
CH36	5180	13.36	30.00	1.00
CH40	5200	13.60	30.00	1.00
CH48	5240	13.86	30.00	1.00

Test Mode: UNII-1/TX A Mode_Total

Channel	Frequency (MHz)	Output Power (dBm)	Limit (dBm)	Limit (Watt)
CH36	5180	16.27	30.00	1.00
CH40	5200	16.50	30.00	1.00
CH48	5240	16.67	30.00	1.00

Test Mode: UNII-1/TX N20 Mode_ANT 1

Channel	Frequency (MHz)	Output Power (dBm)	Limit (dBm)	Limit (Watt)
CH36	5180	12.01	30.00	1.00
CH40	5200	12.33	30.00	1.00
CH48	5240	12.31	30.00	1.00

Test Mode: UNII-1/TX N20 Mode_ANT 2

Channel	Frequency (MHz)	Output Power (dBm)	Limit (dBm)	Limit (Watt)
CH36	5180	12.35	30.00	1.00
CH40	5200	12.73	30.00	1.00
CH48	5240	12.76	30.00	1.00

Test Mode: UNII-1/TX N20 Mode _Total

Channel	Frequency (MHz)	Output Power (dBm)	Limit (dBm)	Limit (Watt)
CH36	5180	15.19	30.00	1.00
CH40	5200	15.54	30.00	1.00
CH48	5240	15.55	30.00	1.00

Test Mode: UNII-1/TX N40 Mode_ANT 1

Channel	Frequency (MHz)	Output Power (dBm)	Limit (dBm)	Limit (Watt)
CH38	5190	12.09	30.00	1.00
CH46	5230	12.31	30.00	1.00

Test Mode: UNII-1/TX N40 Mode_ANT 2

Channel	Frequency (MHz)	Output Power (dBm)	Limit (dBm)	Limit (Watt)
CH38	5190	12.37	30.00	1.00
CH46	5230	12.76	30.00	1.00

Test Mode: UNII-1/TX N40 Mode_Total

Channel	Frequency (MHz)	Output Power (dBm)	Limit (dBm)	Limit (Watt)
CH38	5190	15.24	30.00	1.00
CH46	5230	15.55	30.00	1.00

Test Mode: UNII-2A/TX A Mode_ANT 1

Channel	Frequency (MHz)	Output Power (dBm)	Limit (dBm)	Limit (Watt)
CH52	5260	13.11	24.00	0.25
CH60	5300	12.57	24.00	0.25
CH64	5320	12.40	24.00	0.25

Test Mode: UNII-2A/TX A Mode_ANT 2

Channel	Frequency (MHz)	Output Power (dBm)	Limit (dBm)	Limit (Watt)
CH52	5260	13.59	24.00	0.25
CH60	5300	13.22	24.00	0.25
CH64	5320	13.16	24.00	0.25

Test Mode: UNII-2A/TX A Mode_Total

Channel	Frequency (MHz)	Output Power (dBm)	Limit (dBm)	Limit (Watt)
CH52	5260	16.37	24.00	0.25
CH60	5300	15.92	24.00	0.25
CH64	5320	15.81	24.00	0.25

Test Mode: UNII-2A/TX N20 Mode_ANT 1

Channel	Frequency (MHz)	Output Power (dBm)	Limit (dBm)	Limit (Watt)
CH52	5260	12.16	24.00	0.25
CH60	5300	11.53	24.00	0.25
CH64	5320	11.21	24.00	0.25

Test Mode: UNII-2A/TX N20 Mode_ANT 2

Channel	Frequency (MHz)	Output Power (dBm)	Limit (dBm)	Limit (Watt)
CH52	5260	12.40	24.00	0.25
CH60	5300	12.15	24.00	0.25
CH64	5320	12.19	24.00	0.25

Test Mode: UNII-2A/TX N20 Mode_Total

Channel	Frequency (MHz)	Output Power (dBm)	Limit (dBm)	Limit (Watt)
CH52	5260	15.29	24.00	0.25
CH60	5300	14.86	24.00	0.25
CH64	5320	14.74	24.00	0.25

Test Mode: UNII-2A/TX N40 Mode_ANT 1

Channel	Frequency (MHz)	Output Power (dBm)	Limit (dBm)	Limit (Watt)
CH54	5270	11.93	24.00	0.25
CH62	5310	11.51	24.00	0.25

Test Mode: UNII-2A/TX N40 Mode_ANT 2

Channel	Frequency (MHz)	Output Power (dBm)	Limit (dBm)	Limit (Watt)
CH54	5270	12.39	24.00	0.25
CH62	5310	12.28	24.00	0.25

Test Mode: UNII-2A/TX N40 Mode_Total

Channel	Frequency (MHz)	Output Power (dBm)	Limit (dBm)	Limit (Watt)
CH54	5270	15.18	24.00	0.25
CH62	5310	14.92	24.00	0.25

Test Mode: UNII-2C/TX A Mode_ANT 1

Channel	Frequency (MHz)	Output Power (dBm)	Limit (dBm)	Limit (Watt)
CH100	5500	13.35	24.00	0.25
CH116	5580	13.39	24.00	0.25
CH140	5700	13.29	24.00	0.25

Test Mode: UNII-2C/TX A Mode_ANT 2

Channel	Frequency (MHz)	Output Power (dBm)	Limit (dBm)	Limit (Watt)
CH100	5500	13.47	24.00	0.25
CH116	5580	13.75	24.00	0.25
CH140	5700	12.97	24.00	0.25

Test Mode: UNII-2C/TX A Mode_Total

Channel	Frequency (MHz)	Output Power (dBm)	Limit (dBm)	Limit (Watt)
CH100	5500	16.42	24.00	0.25
CH116	5580	16.58	24.00	0.25
CH140	5700	16.14	24.00	0.25

Test Mode: UNII-2C/TX N20 Mode_ANT 1

Channel	Frequency (MHz)	Output Power (dBm)	Limit (dBm)	Limit (Watt)
CH100	5500	12.18	24.00	0.25
CH116	5580	12.29	24.00	0.25
CH140	5700	11.98	24.00	0.25

Test Mode: UNII-2C/TX N20 Mode_ANT 2

Channel	Frequency (MHz)	Output Power (dBm)	Limit (dBm)	Limit (Watt)
CH100	5500	12.71	24.00	0.25
CH116	5580	12.66	24.00	0.25
CH140	5700	12.28	24.00	0.25

Test Mode: UNII-2C/TX N20 Mode_Total

Channel	Frequency (MHz)	Output Power (dBm)	Limit (dBm)	Limit (Watt)
CH100	5500	15.46	24.00	0.25
CH116	5580	15.49	24.00	0.25
CH140	5700	15.14	24.00	0.25

Test Mode: UNII-2C/TX N40 Mode_ANT 1

Channel	Frequency (MHz)	Output Power (dBm)	Limit (dBm)	Limit (Watt)
CH102	5510	12.11	24.00	0.25
CH110	5550	12.40	24.00	0.25
CH134	5670	12.02	24.00	0.25

Test Mode: UNII-2C/TX N40 Mode_ANT 2

Channel	Frequency (MHz)	Output Power (dBm)	Limit (dBm)	Limit (Watt)
CH102	5510	12.43	24.00	0.25
CH110	5550	12.54	24.00	0.25
CH134	5670	12.40	24.00	0.25

Test Mode: UNII-2C/TX N40 Mode_Total

Channel	Frequency (MHz)	Output Power (dBm)	Limit (dBm)	Limit (Watt)
CH102	5510	15.28	24.00	0.25
CH110	5550	15.48	24.00	0.25
CH134	5670	15.22	24.00	0.25

Test Mode: UNII-3/ TX A Mode_ANT 1

Channel	Frequency (MHz)	Output Power (dBm)	Limit (dBm)	Limit (Watt)
CH149	5745	13.66	30.00	1.00
CH157	5785	13.77	30.00	1.00
CH161	5805	13.81	30.00	1.00

Test Mode: UNII-3/ TX A Mode_ANT 2

Channel	Frequency (MHz)	Output Power (dBm)	Limit (dBm)	Limit (Watt)
CH149	5745	13.23	30.00	1.00
CH157	5785	13.01	30.00	1.00
CH161	5805	13.19	30.00	1.00

Test Mode: UNII-3/ TX A Mode_Total

Channel	Frequency (MHz)	Output Power (dBm)	Limit (dBm)	Limit (Watt)
CH149	5745	16.46	30.00	1.00
CH157	5785	16.42	30.00	1.00
CH161	5805	16.52	30.00	1.00

Test Mode: UNII-3/TX N20 Mode_ANT 1

Channel	Frequency (MHz)	Output Power (dBm)	Limit (dBm)	Limit (Watt)
CH149	5745	12.26	30.00	1.00
CH157	5785	12.77	30.00	1.00
CH161	5805	12.57	30.00	1.00

Test Mode: UNII-3/TX N20 Mode_ANT 2

Channel	Frequency (MHz)	Output Power (dBm)	Limit (dBm)	Limit (Watt)
CH149	5745	12.09	30.00	1.00
CH157	5785	12.07	30.00	1.00
CH161	5805	11.61	30.00	1.00

Test Mode: UNII-3/TX N20 Mode_Total

Channel	Frequency (MHz)	Output Power (dBm)	Limit (dBm)	Limit (Watt)
CH149	5745	15.19	30.00	1.00
CH157	5785	15.44	30.00	1.00
CH161	5805	15.13	30.00	1.00

Test Mode: UNII-3/ TX N40 Mode_ANT 1

Channel	Frequency (MHz)	Output Power (dBm)	Limit (dBm)	Limit (Watt)
CH151	5755	12.24	30.00	1.00
CH159	5795	12.37	30.00	1.00

Test Mode: UNII-3/ TX N40 Mode_ANT 2

Channel	Frequency (MHz)	Output Power (dBm)	Limit (dBm)	Limit (Watt)
CH151	5755	12.34	30.00	1.00
CH159	5795	11.86	30.00	1.00

Test Mode: UNII-3/ TX N40 Mode_Total

Channel	Frequency (MHz)	Output Power (dBm)	Limit (dBm)	Limit (Watt)
CH151	5755	15.30	30.00	1.00
CH159	5795	15.13	30.00	1.00

Test Mode: UNII-1/TX AC80 Mode_ANT 1

Channel	Frequency (MHz)	Output Power (dBm)	Limit (dBm)	Limit (Watt)
CH42	5210	10.54	30.00	1.00

Test Mode: UNII-1/TX AC80 Mode_ANT 2

Channel	Frequency (MHz)	Output Power (dBm)	Limit (dBm)	Limit (Watt)
CH42	5210	10.80	30.00	1.00

Test Mode: UNII-1/TX AC80 Mode_Total

Channel	Frequency (MHz)	Output Power (dBm)	Limit (dBm)	Limit (Watt)
CH42	5210	13.68	30.00	1.00

Test Mode: UNII-2A/TX AC80 Mode_ANT 1

Channel	Frequency (MHz)	Output Power (dBm)	Limit (dBm)	Limit (Watt)
CH58	5290	9.78	24.00	0.25

Test Mode: UNII-2A/TX AC80 Mode_ANT 2

Channel	Frequency (MHz)	Output Power (dBm)	Limit (dBm)	Limit (Watt)
CH58	5290	10.49	24.00	0.25

Test Mode: UNII-2A/TX AC80 Mode_Total

Channel	Frequency (MHz)	Output Power (dBm)	Limit (dBm)	Limit (Watt)
CH58	5290	13.16	24.00	0.25

Test Mode: UNII-2C/TX AC80 Mode_ANT 1

Channel	Frequency (MHz)	Output Power (dBm)	Limit (dBm)	Limit (Watt)
CH106	5530	10.21	24.00	0.25
CH122	5610	10.36	24.00	0.25

Test Mode: UNII-2C/TX AC80 Mode_ANT 2

Channel	Frequency (MHz)	Output Power (dBm)	Limit (dBm)	Limit (Watt)
CH106	5530	10.29	24.00	0.25
CH122	5610	10.67	24.00	0.25

Test Mode: UNII-2C/TX AC80 Mode_Total

Channel	Frequency (MHz)	Output Power (dBm)	Limit (dBm)	Limit (Watt)
CH106	5530	13.26	24.00	0.25
CH122	5610	13.53	24.00	0.25

Test Mode: UNII-3/TX AC80 Mode_ANT 1

Channel	Frequency (MHz)	Output Power (dBm)	Limit (dBm)	Limit (Watt)
CH155	5775	10.46	30.00	1.00

Test Mode: UNII-3/TX AC80 Mode_ANT 2

Channel	Frequency (MHz)	Output Power (dBm)	Limit (dBm)	Limit (Watt)
CH155	5775	10.41	30.00	1.00

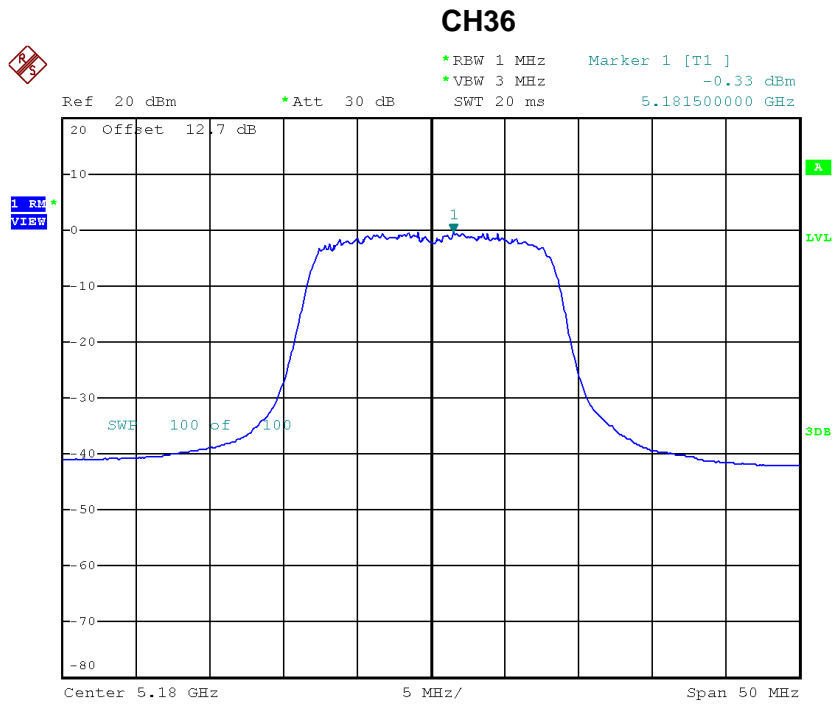
Test Mode: UNII-3/TX AC80 Mode_Total

Channel	Frequency (MHz)	Output Power (dBm)	Limit (dBm)	Limit (Watt)
CH155	5775	13.45	30.00	1.00

APPENDIX G - POWER SPECTRAL DENSITY

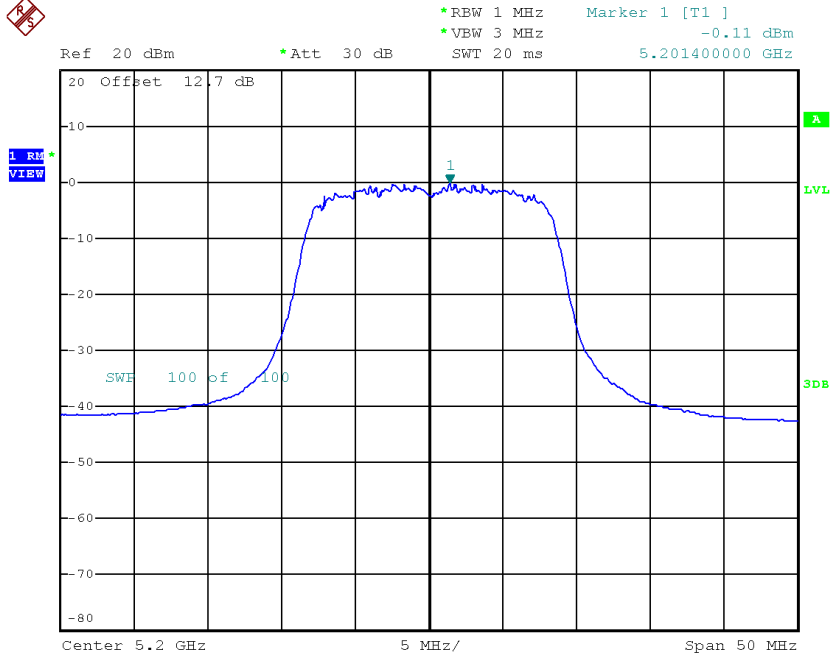
Test Mode: UNII-1/ TX A Mode_CH36/CH40/CH48_ANT 1

Channel	Frequency (MHz)	Power Density (dBm/MHz)	Duty Factor	Power Density + Duty Factor (dBm/MHz)	Limit (dBm/MHz)
CH36	5180	-0.33	0.23	-0.10	14.98
CH40	5200	-0.11	0.23	0.12	14.98
CH48	5240	-0.25	0.23	-0.02	14.98



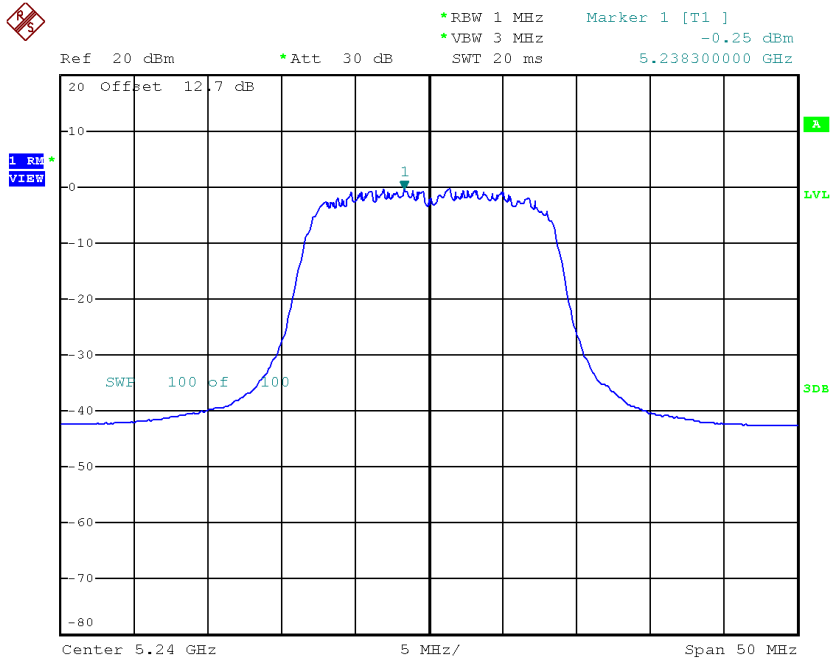
Date: 28.SEP.2017 12:21:20

CH40



Date: 28.SEP.2017 12:23:55

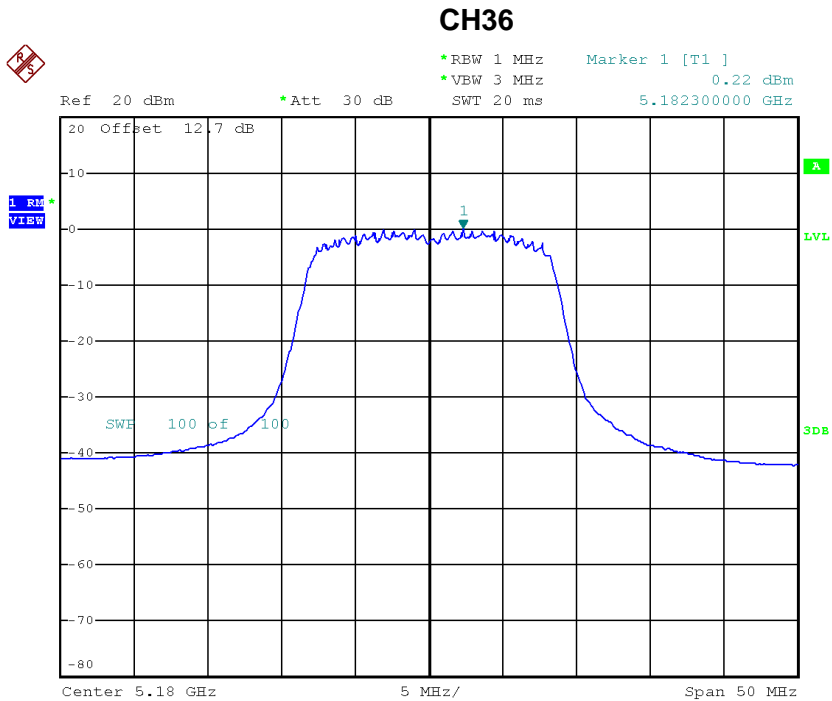
CH48



Date: 28.SEP.2017 12:25:02

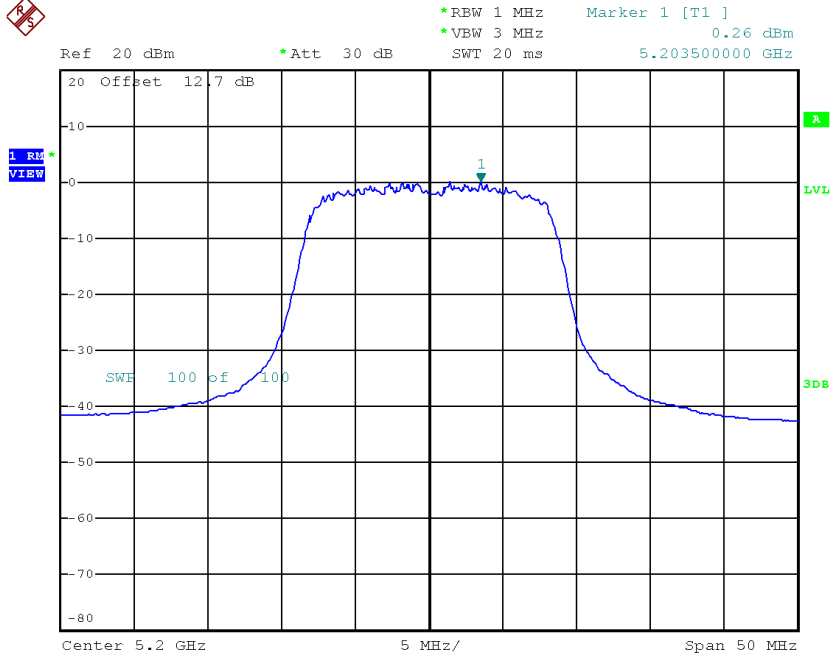
Test Mode: UNII-1/ TX A Mode_CH36/CH40/CH48_ANT 2

Channel	Frequency (MHz)	Power Density (dBm/MHz)	Duty Factor	Power Density + Duty Factor (dBm/MHz)	Limit (dBm/MHz)
CH36	5180	0.22	0.23	0.45	14.98
CH40	5200	0.26	0.23	0.49	14.98
CH48	5240	0.05	0.23	0.28	14.98



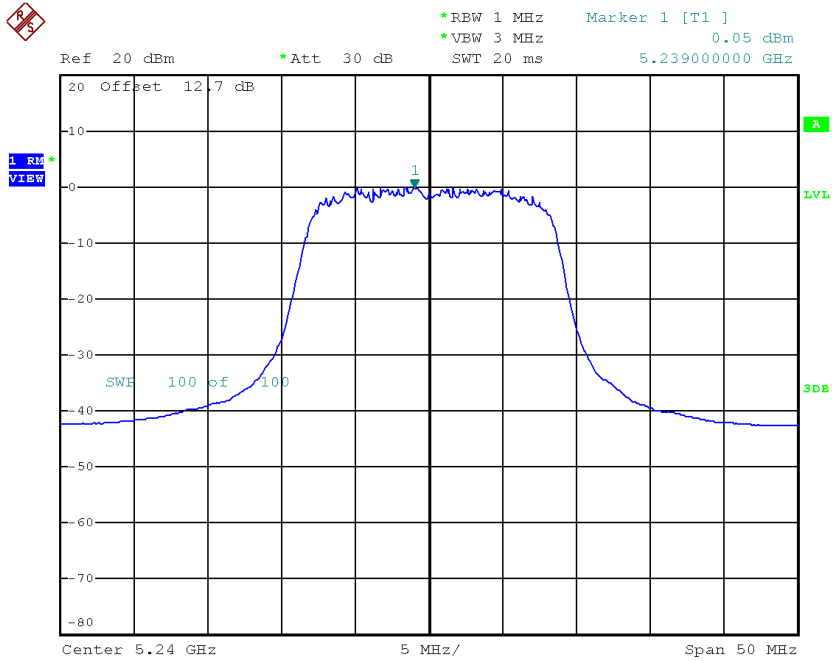
Date: 28.SEP.2017 12:22:07

CH40



Date: 28.SEP.2017 12:23:10

CH48



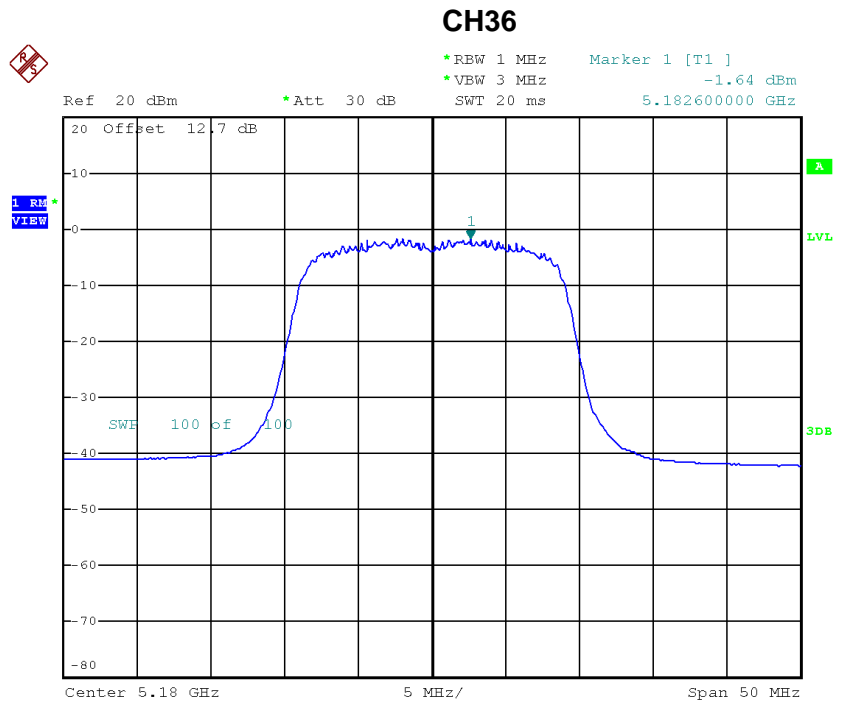
Date: 28.SEP.2017 12:25:49

Test Mode: UNII-1/ TX A Mode_CH36/CH40/CH48_Total

Channel	Frequency (MHz)	Power Density (dBm/MHz)	Limit (dBm/MHz)
CH36	5180	3.19	14.98
CH40	5200	3.32	14.98
CH48	5240	3.14	14.98

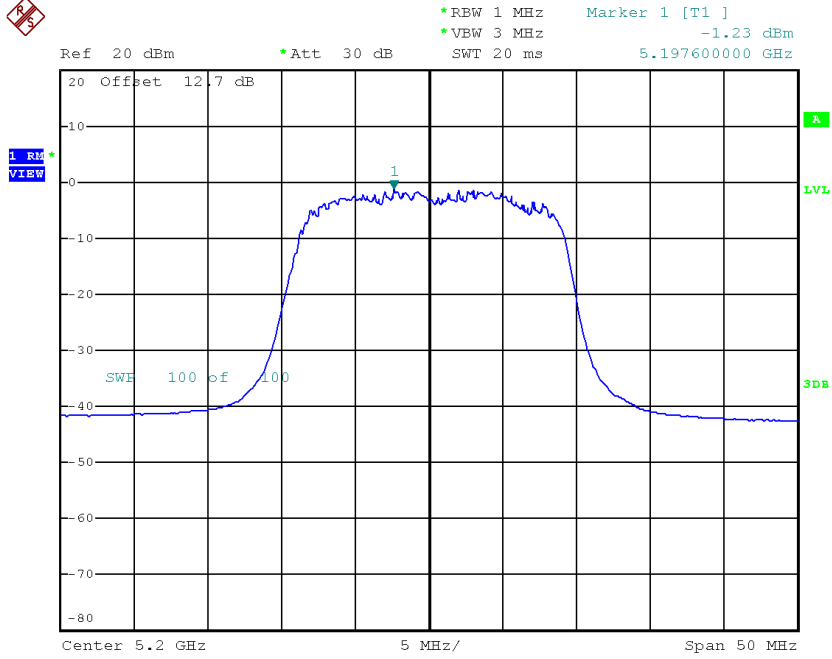
Test Mode: UNII-1/TX N20 Mode_CH36/CH40/CH48_ANT 1

Channel	Frequency (MHz)	Power Density (dBm/MHz)	Duty Factor	Power Density + Duty Factor (dBm/MHz)	Limit (dBm/MHz)
CH36	5180	-1.64	0.24	-1.40	14.98
CH40	5200	-1.23	0.24	-0.99	14.98
CH48	5240	-1.12	0.24	-0.88	14.98



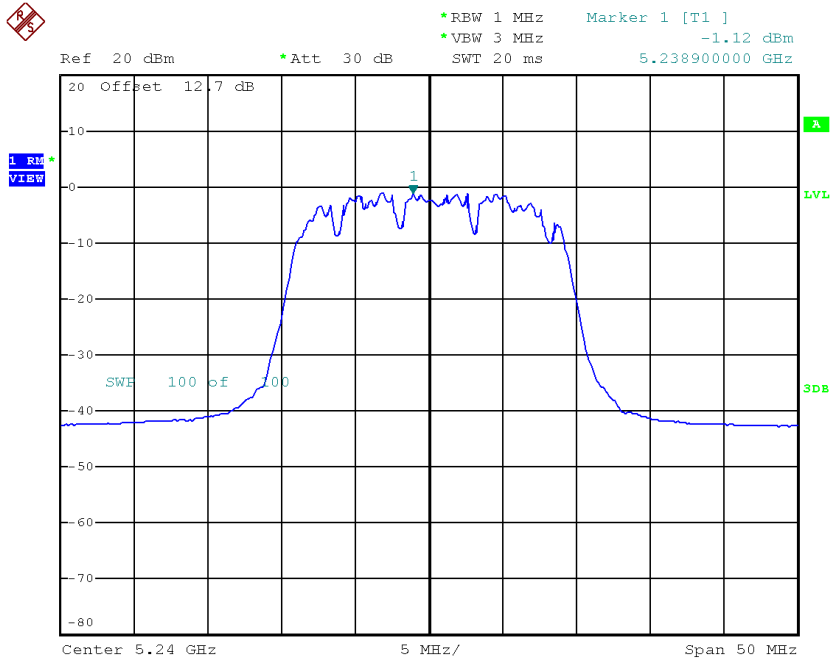
Date: 28.SEP.2017 14:28:57

CH40



Date: 28.SEP.2017 14:31:23

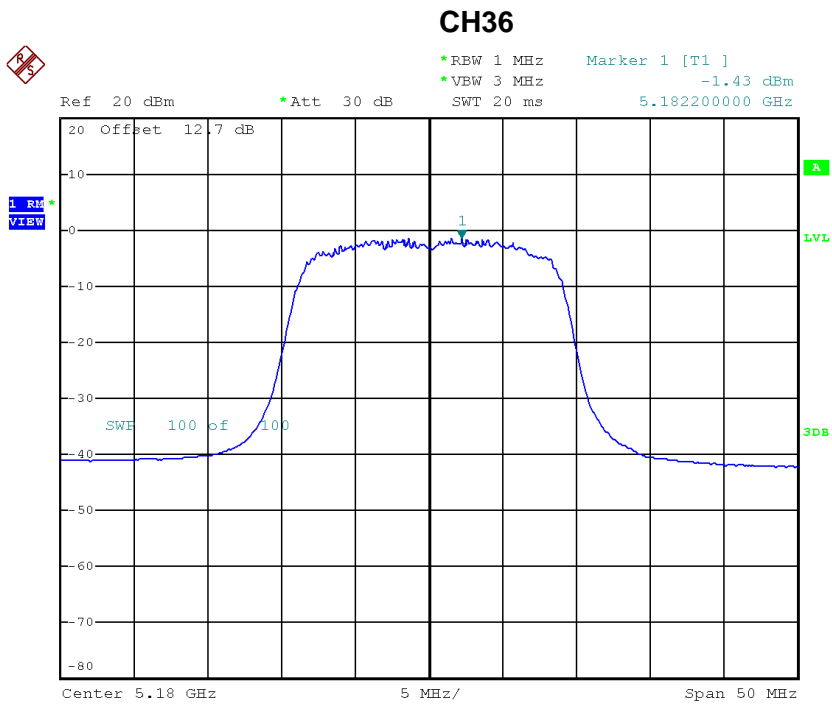
CH48



Date: 28.SEP.2017 14:32:23

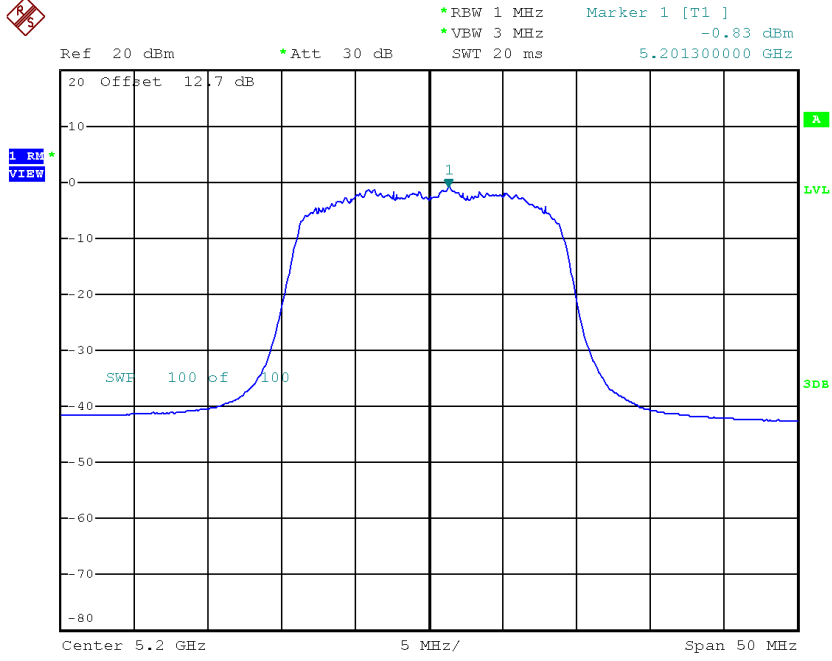
Test Mode: UNII-1/TX N20 Mode_CH36/CH40/CH48_ANT 2

Channel	Frequency (MHz)	Power Density (dBm/MHz)	Duty Factor	Power Density + Duty Factor (dBm/MHz)	Limit (dBm/MHz)
CH36	5180	-1.43	0.24	-1.19	14.98
CH40	5200	-0.83	0.24	-0.59	14.98
CH48	5240	-1.26	0.24	-1.02	14.98



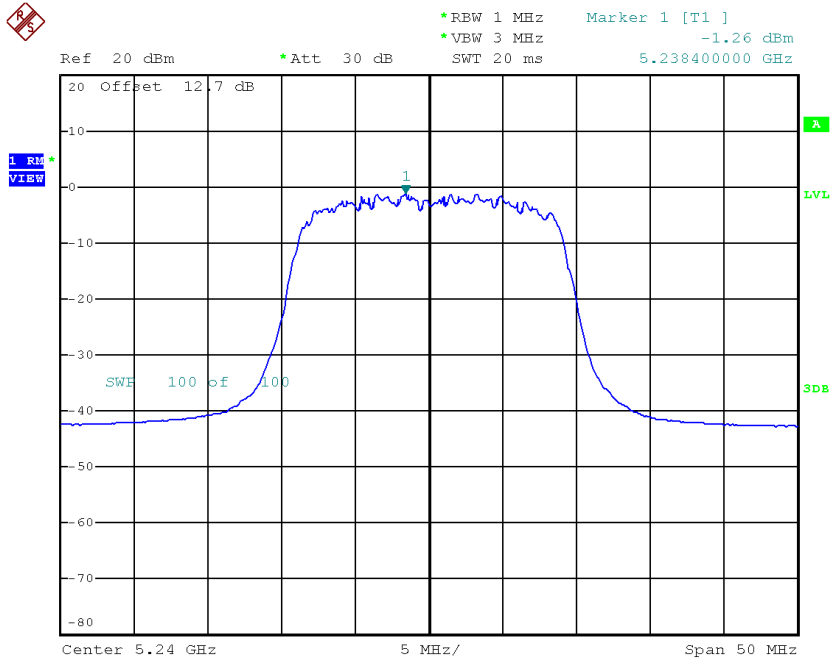
Date: 28.SEP.2017 14:29:44

CH40



Date: 28.SEP.2017 14:30:39

CH48



Date: 28.SEP.2017 14:33:08

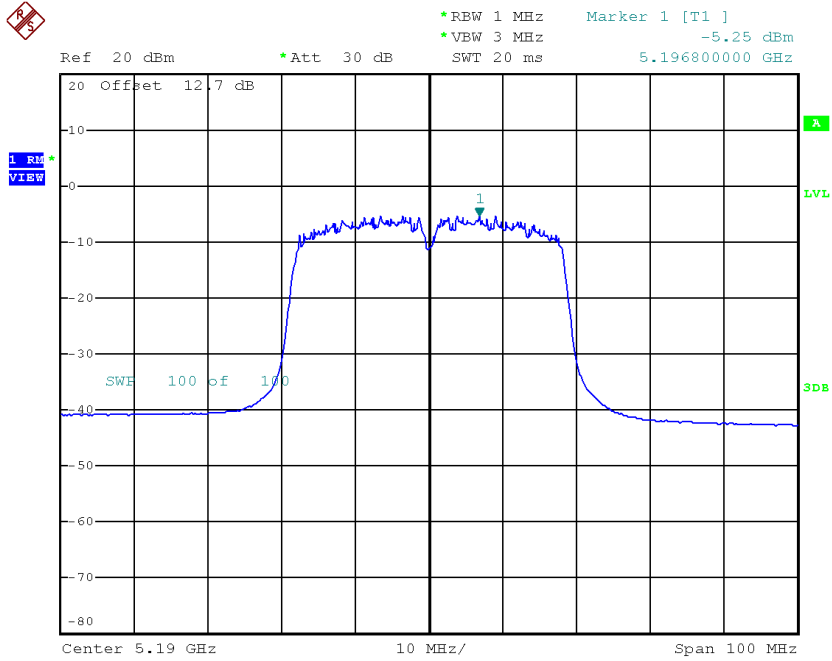
Test Mode: UNII-1/TX N20 Mode_CH36/CH40/CH48_Total

Channel	Frequency (MHz)	Power Density (dBm/MHz)	Limit (dBm/MHz)
CH36	5180	1.72	14.98
CH40	5200	2.22	14.98
CH48	5240	2.06	14.98

Test Mode: UNII-1/TX N40 Mode_CH38/CH46_ANT 1

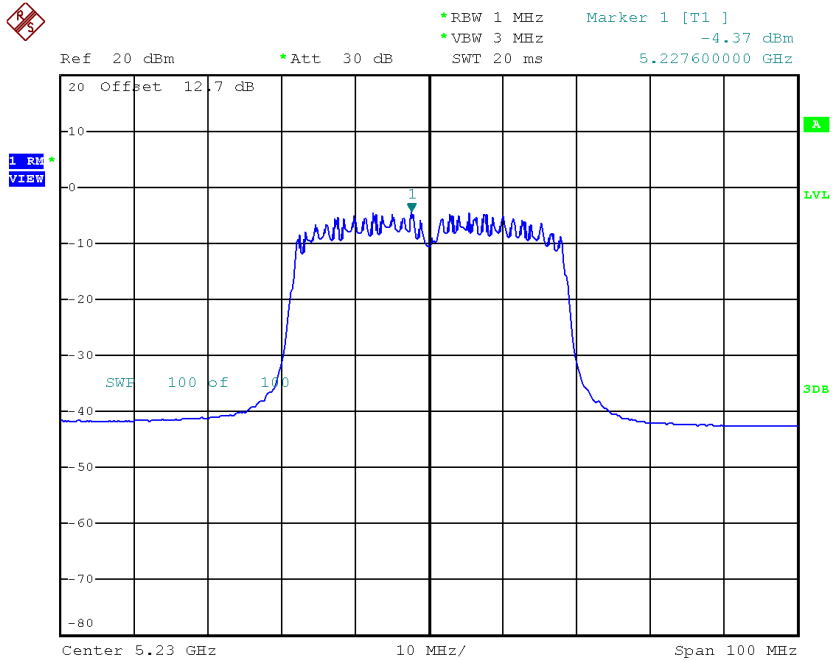
Channel	Frequency (MHz)	Power Density (dBm/MHz)	Duty Factor	Power Density + Duty Factor (dBm/MHz)	Limit (dBm/MHz)
CH38	5190	-5.25	0.48	-4.77	14.98
CH46	5230	-4.37	0.48	-3.89	14.98

CH38



Date: 28.SEP.2017 15:10:53

CH46

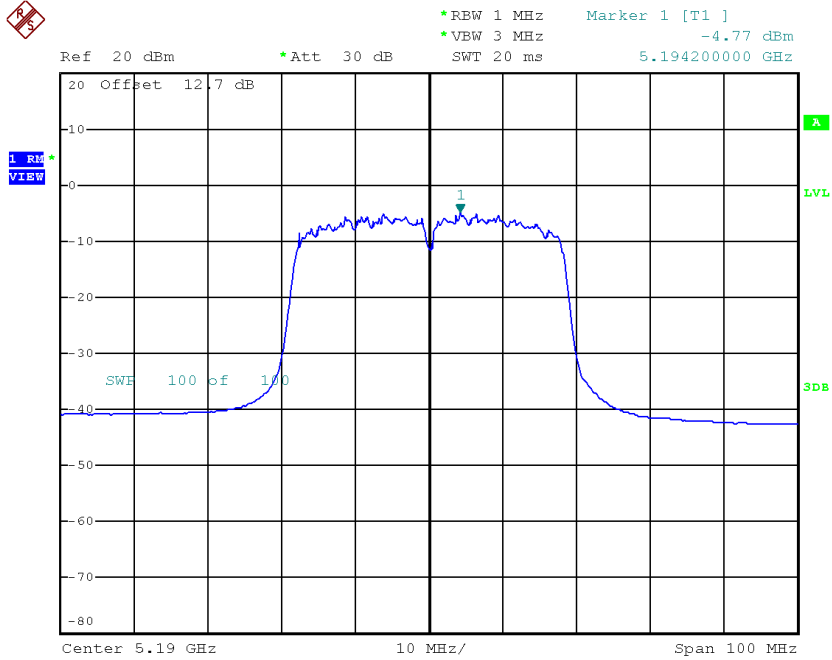


Date: 28.SEP.2017 15:14:19

Test Mode: UNII-1/TX N40 Mode_CH38/CH46_ANT 2

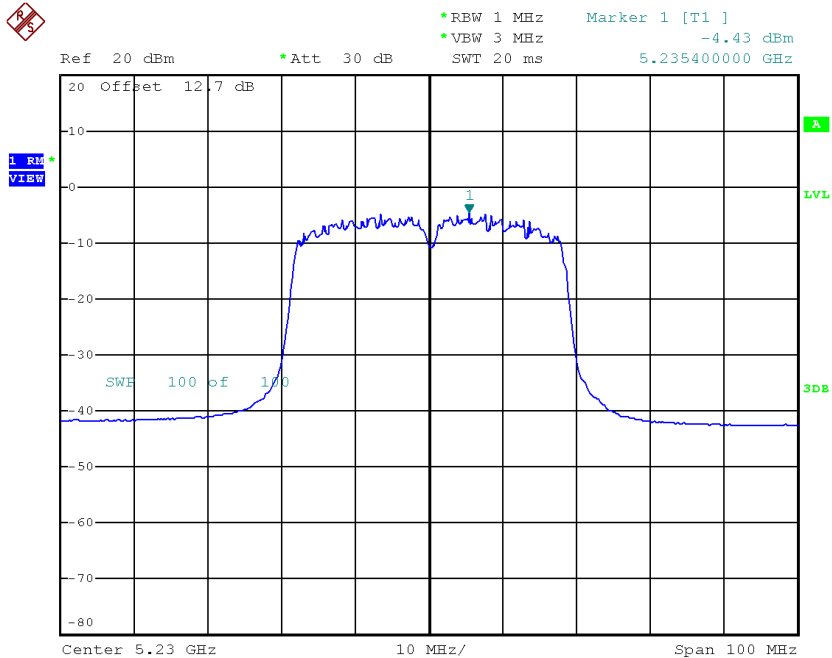
Channel	Frequency (MHz)	Power Density (dBm/MHz)	Duty Factor	Power Density + Duty Factor (dBm/MHz)	Limit (dBm/MHz)
CH38	5190	-4.77	0.48	-4.29	14.98
CH46	5230	-4.43	0.48	-3.95	14.98

CH38



Date: 28.SEP.2017 15:11:55

CH46



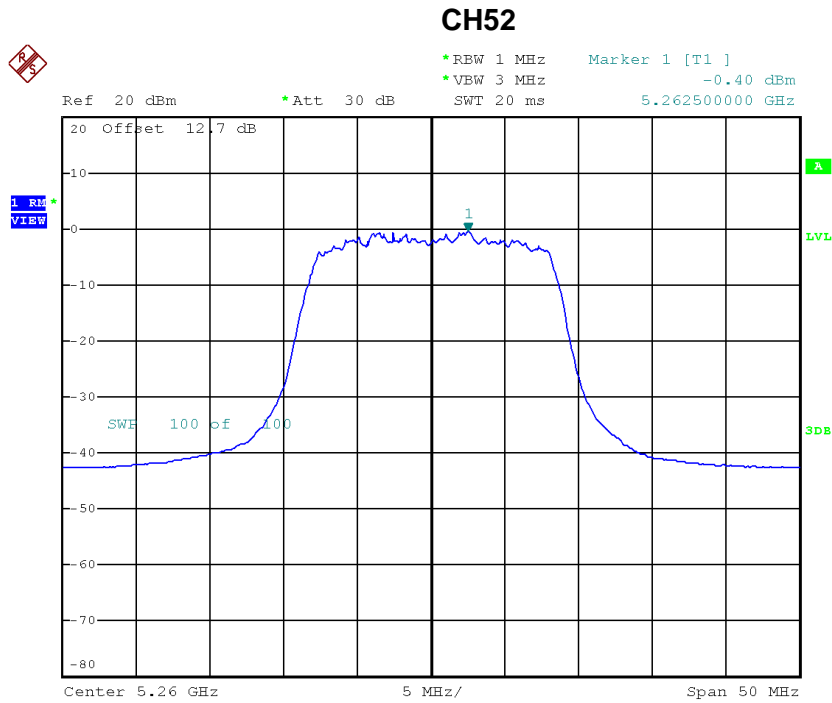
Date: 28.SEP.2017 15:13:18

Test Mode: UNII-1/TX N40 Mode_CH38/CH46_Total

Channel	Frequency (MHz)	Power Density (dBm/MHz)	Limit (dBm/MHz)
CH38	5190	-1.51	14.98
CH46	5230	-0.91	14.98

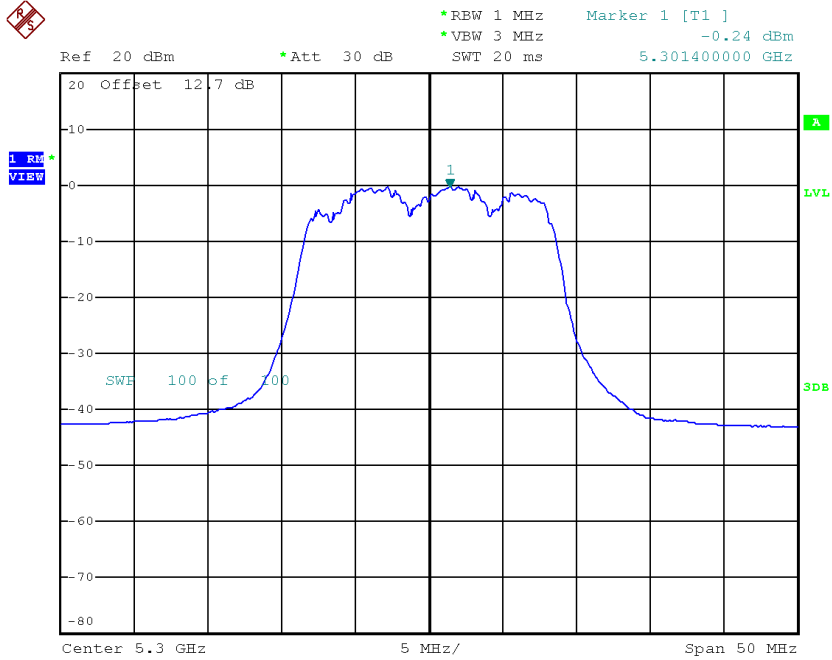
Test Mode: UNII-2A/ TX A Mode_CH52/CH60/CH64_ANT 1

Channel	Frequency (MHz)	Power Density (dBm/MHz)	Duty Factor	Power Density + Duty Factor (dBm/MHz)	Limit (dBm/MHz)
CH52	5260	-0.40	0.23	-0.17	8.98
CH60	5300	-0.24	0.23	-0.01	8.98
CH64	5320	-0.85	0.23	-0.62	8.98



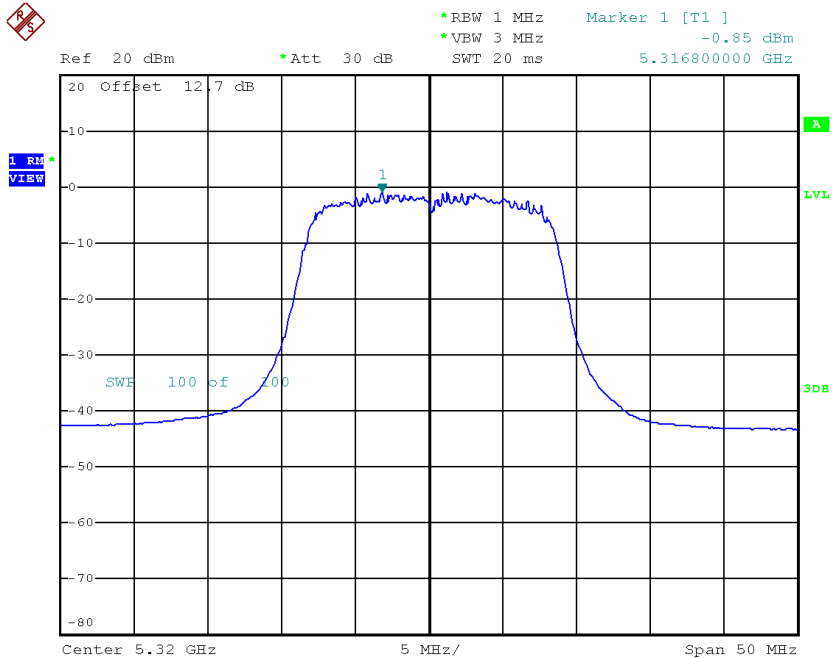
Date: 28.SEP.2017 12:27:40

CH60



Date: 28.SEP.2017 12:28:47

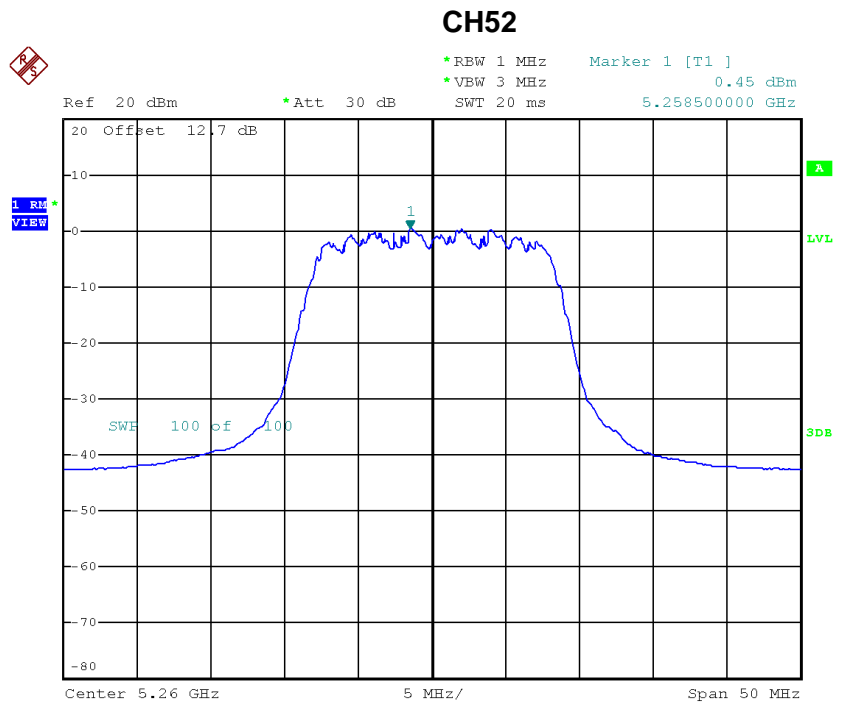
CH64



Date: 28.SEP.2017 12:35:37

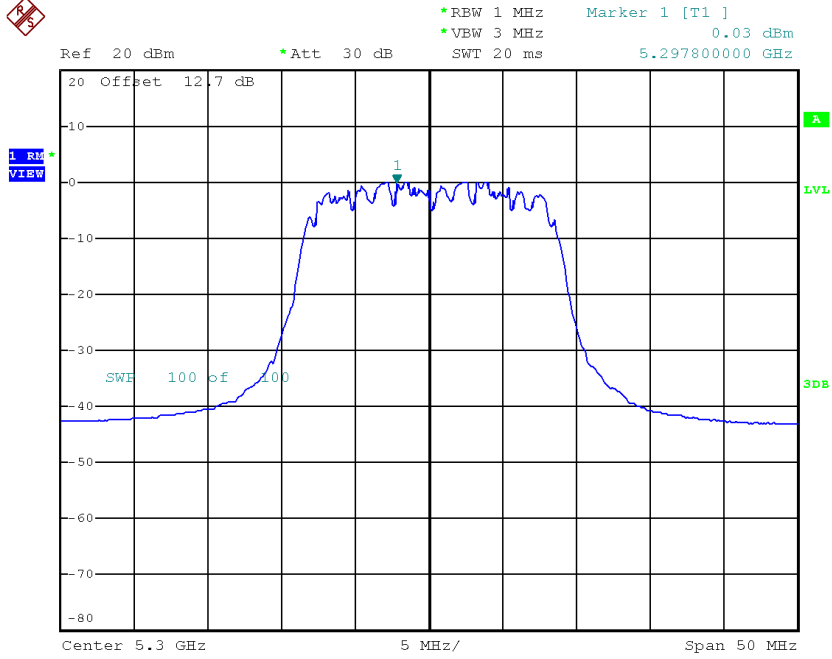
Test Mode: UNII-2A/ TX A Mode_CH52/CH60/CH64_ANT 2

Channel	Frequency (MHz)	Power Density (dBm/MHz)	Duty Factor	Power Density + Duty Factor (dBm/MHz)	Limit (dBm/MHz)
CH52	5260	0.45	0.23	0.68	8.98
CH60	5300	0.03	0.23	0.26	8.98
CH64	5320	-0.51	0.23	-0.28	8.98



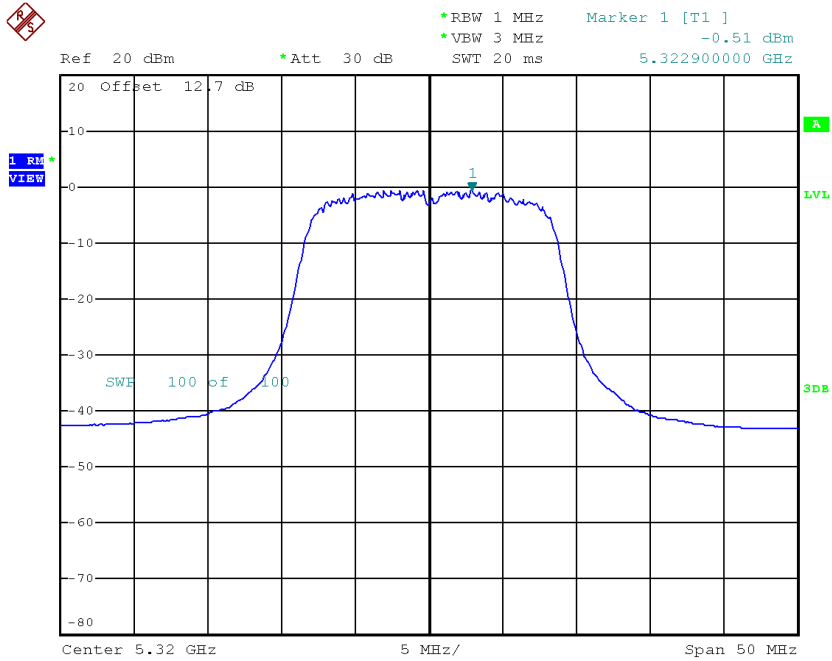
Date: 28.SEP.2017 12:26:53

CH60



Date: 28.SEP.2017 12:29:33

CH64



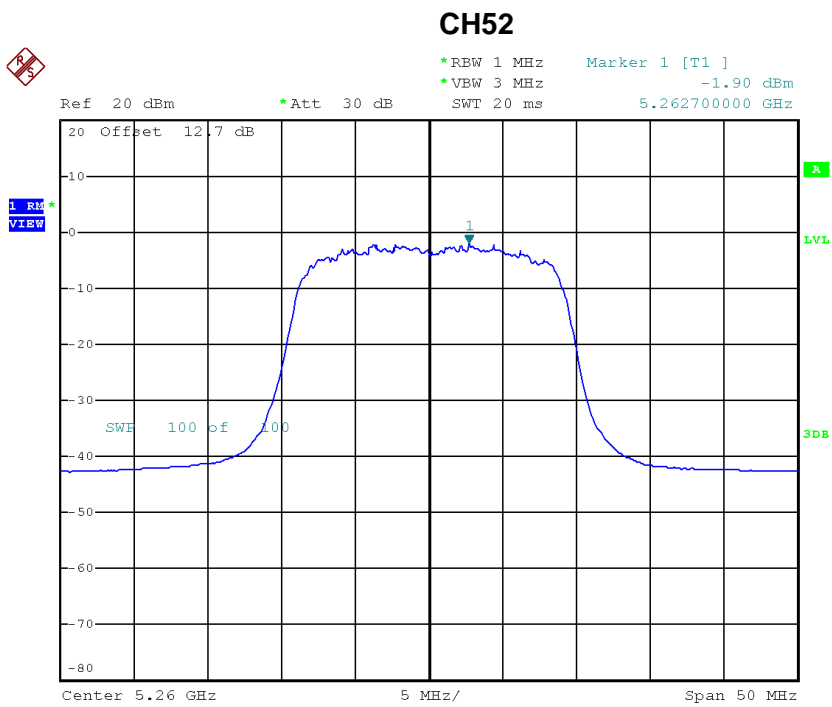
Date: 28.SEP.2017 12:34:50

Test Mode: UNII-2A/ TX A Mode_CH52/CH60/CH64_Total

Channel	Frequency (MHz)	Power Density (dBm/MHz)	Limit (dBm/MHz)
CH52	5260	3.29	8.98
CH60	5300	3.14	8.98
CH64	5320	2.56	8.98

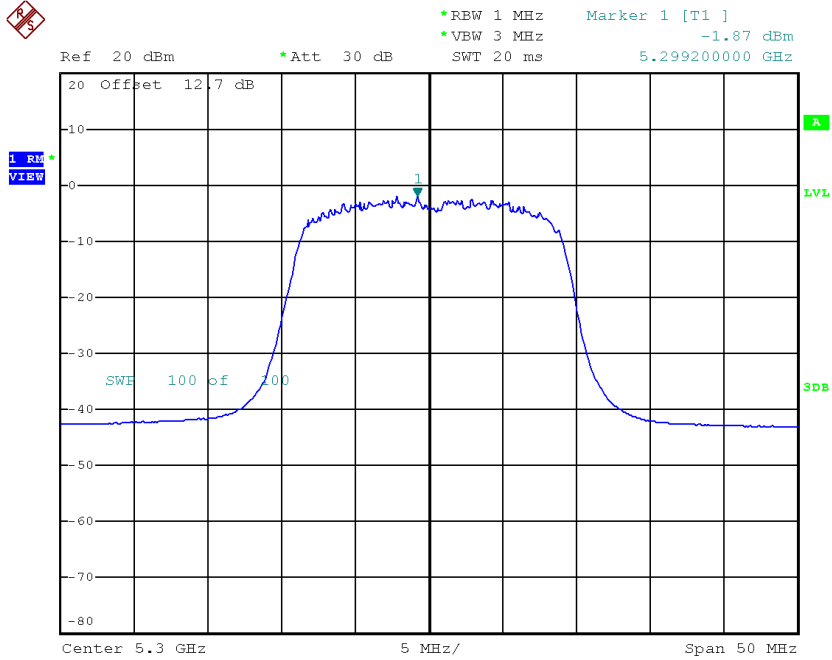
Test Mode: UNII-2A/TX N20 Mode_CH52/CH60/CH64_ANT 1

Channel	Frequency (MHz)	Power Density (dBm/MHz)	Duty Factor	Power Density + Duty Factor (dBm/MHz)	Limit (dBm/MHz)
CH52	5260	-1.90	0.24	-1.66	8.98
CH60	5300	-1.87	0.24	-1.63	8.98
CH64	5320	-2.34	0.24	-2.10	8.98



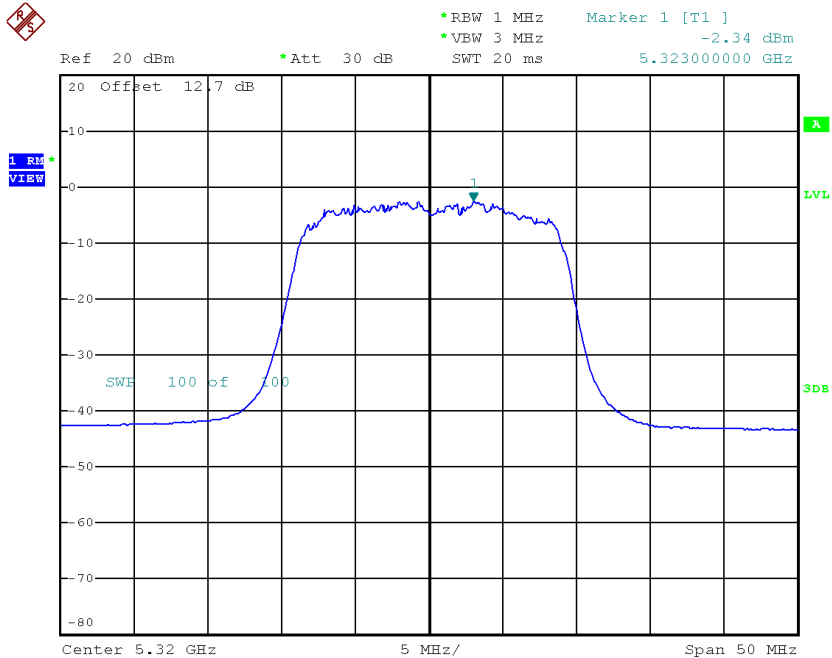
Date: 28.SEP.2017 14:34:49

CH60



Date: 28.SEP.2017 14:35:43

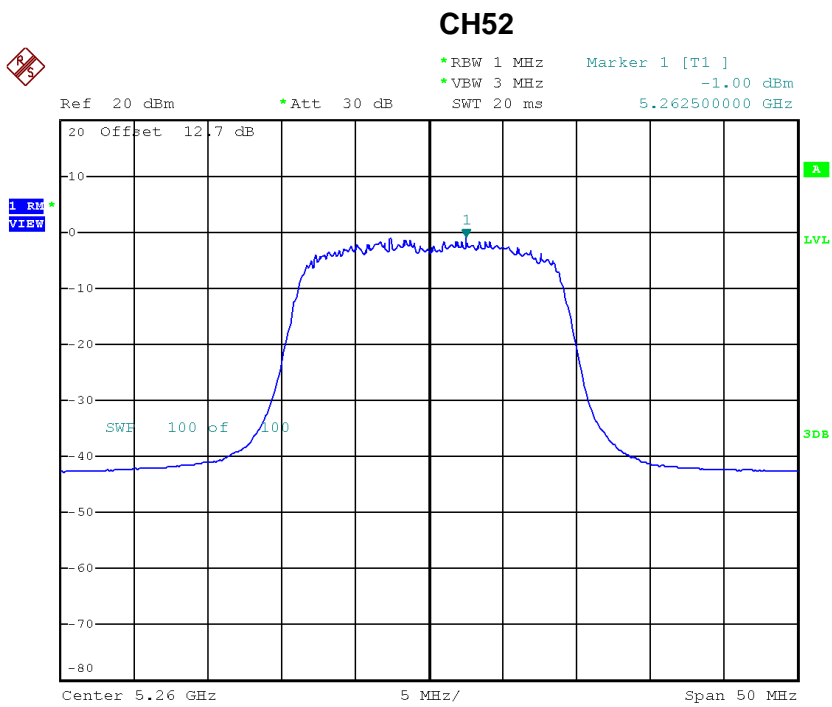
CH64



Date: 28.SEP.2017 14:39:29

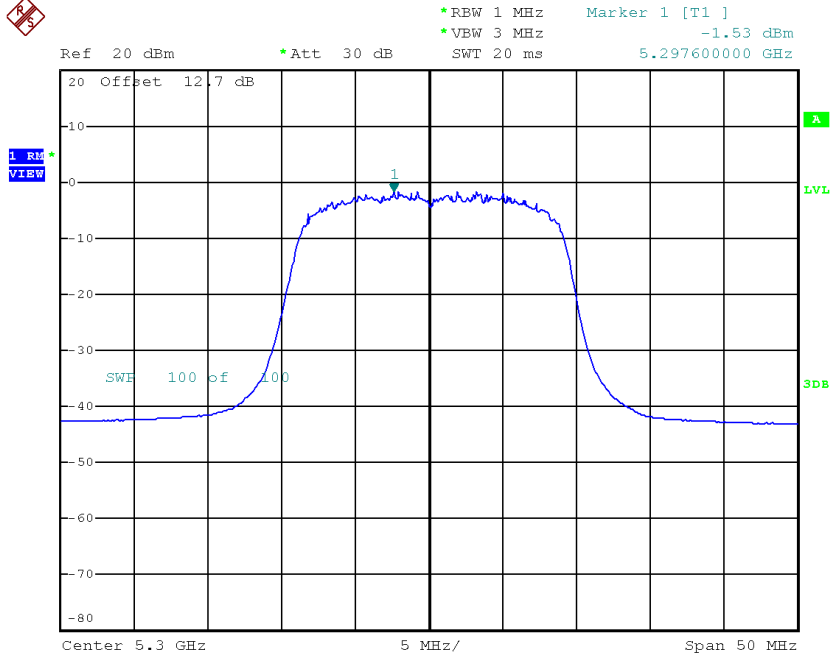
Test Mode: UNII-2A/TX N20 Mode_CH52/CH60/CH64_ANT 2

Channel	Frequency (MHz)	Power Density (dBm/MHz)	Duty Factor	Power Density + Duty Factor (dBm/MHz)	Limit (dBm/MHz)
CH52	5260	-1.00	0.24	-0.76	8.98
CH60	5300	-1.53	0.24	-1.29	8.98
CH64	5320	-1.63	0.24	-1.39	8.98



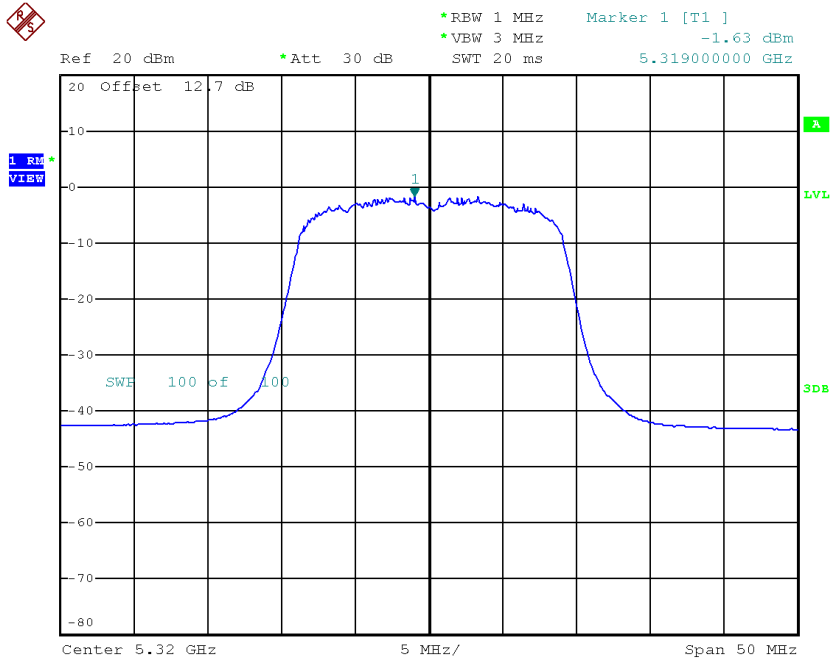
Date: 28.SEP.2017 14:34:05

CH60



Date: 28.SEP.2017 14:36:28

CH64



Date: 28.SEP.2017 14:38:44

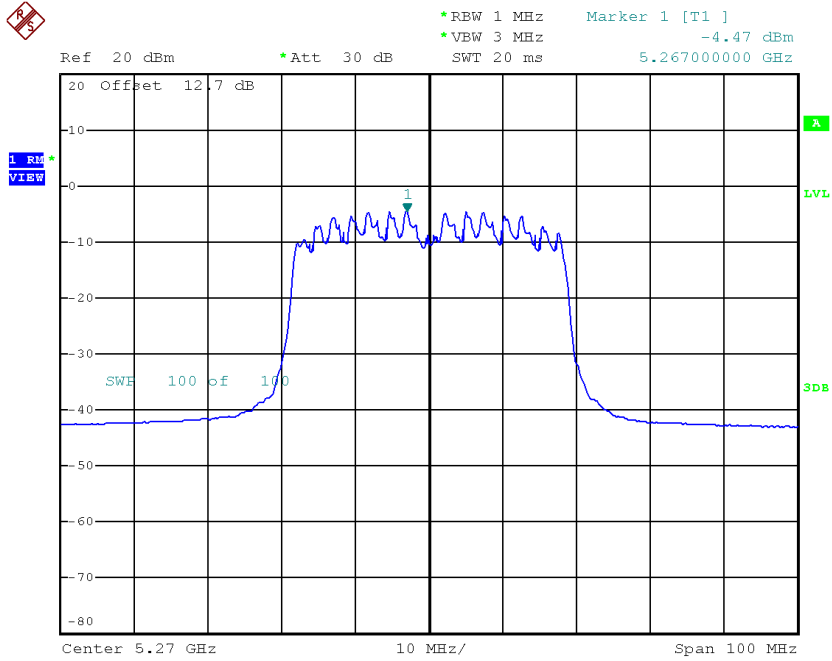
Test Mode: UNII-2A/TX N20 Mode_CH52/CH60/CH64_Total

Channel	Frequency (MHz)	Power Density (dBm/MHz)	Limit (dBm/MHz)
CH52	5260	1.82	8.98
CH60	5300	1.55	8.98
CH64	5320	1.28	8.98

Test Mode: UNII-2A/TX N40 Mode_CH54/CH62_ANT 1

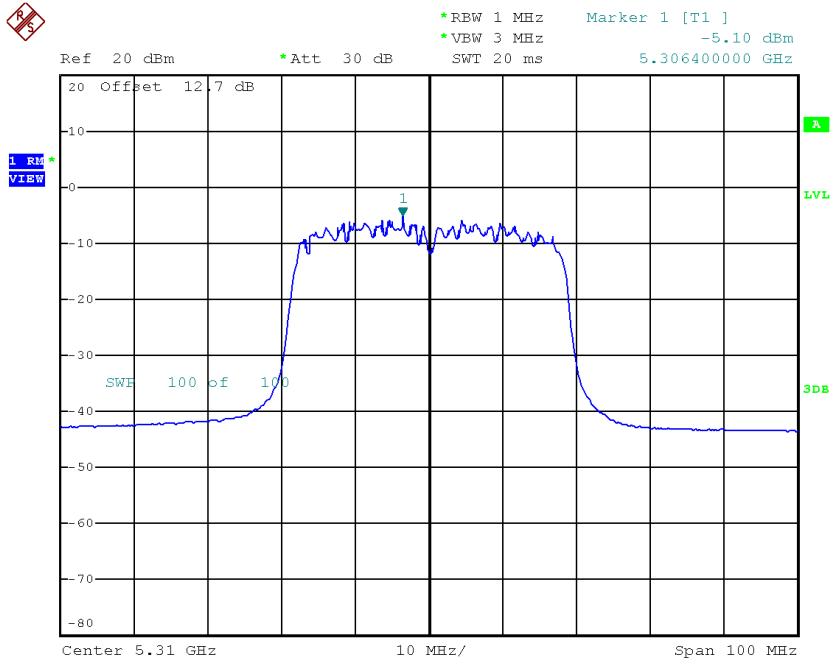
Channel	Frequency (MHz)	Power Density (dBm/MHz)	Duty Factor	Power Density + Duty Factor (dBm/MHz)	Limit (dBm/MHz)
CH54	5270	-4.47	0.48	-3.99	8.98
CH62	5310	-5.10	0.48	-4.62	8.98

CH54



Date: 28.SEP.2017 15:15:40

CH62

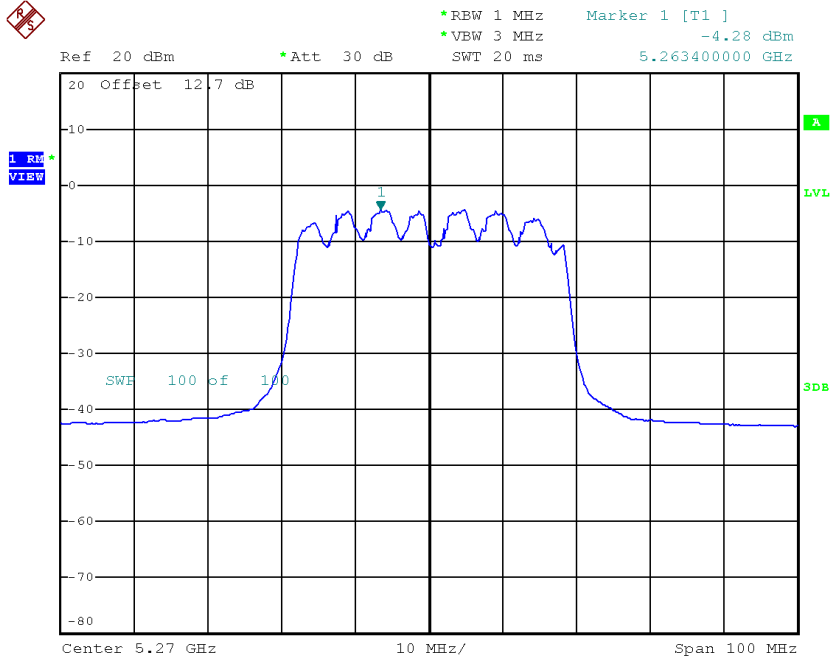


Date: 28.SEP.2017 15:19:18

Test Mode: UNII-2A/TX N40 Mode_CH54/CH62_ANT 2

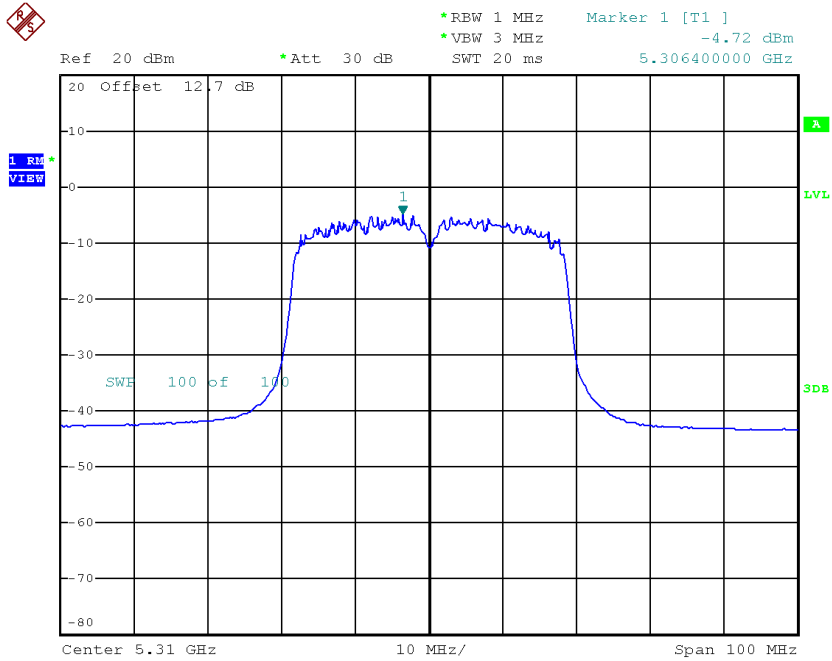
Channel	Frequency (MHz)	Power Density (dBm/MHz)	Duty Factor	Power Density + Duty Factor (dBm/MHz)	Limit (dBm/MHz)
CH54	5270	-4.28	0.48	-3.80	8.98
CH62	5310	-4.72	0.48	-4.24	8.98

CH54



Date: 28.SEP.2017 15:16:45

CH62



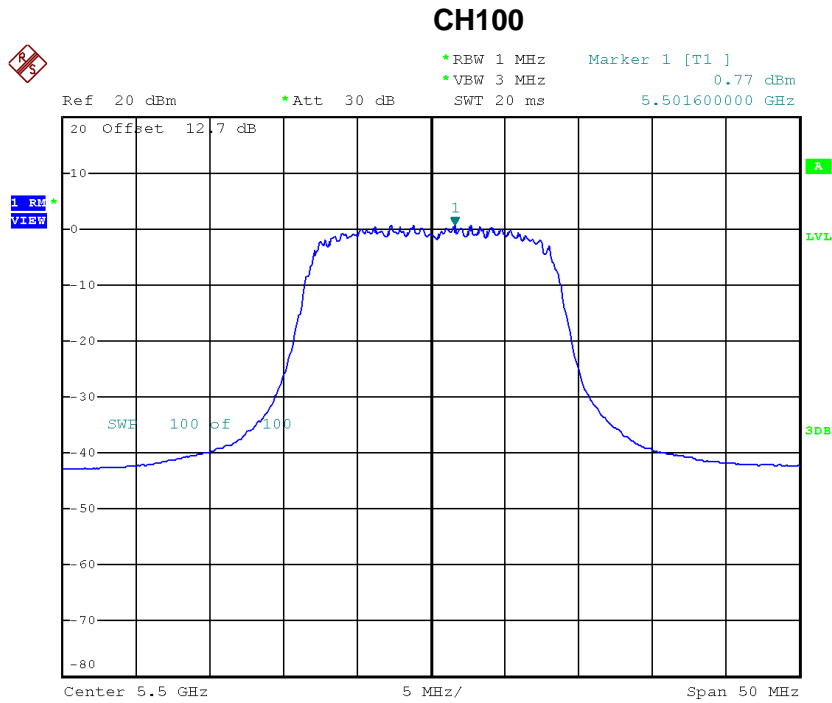
Date: 28.SEP.2017 15:18:15

Test Mode: UNII-2A/TX N40 Mode_CH54/CH62_Total

Channel	Frequency (MHz)	Power Density (dBm/MHz)	Limit (dBm/MHz)
CH54	5270	-0.88	8.98
CH62	5310	-1.42	8.98

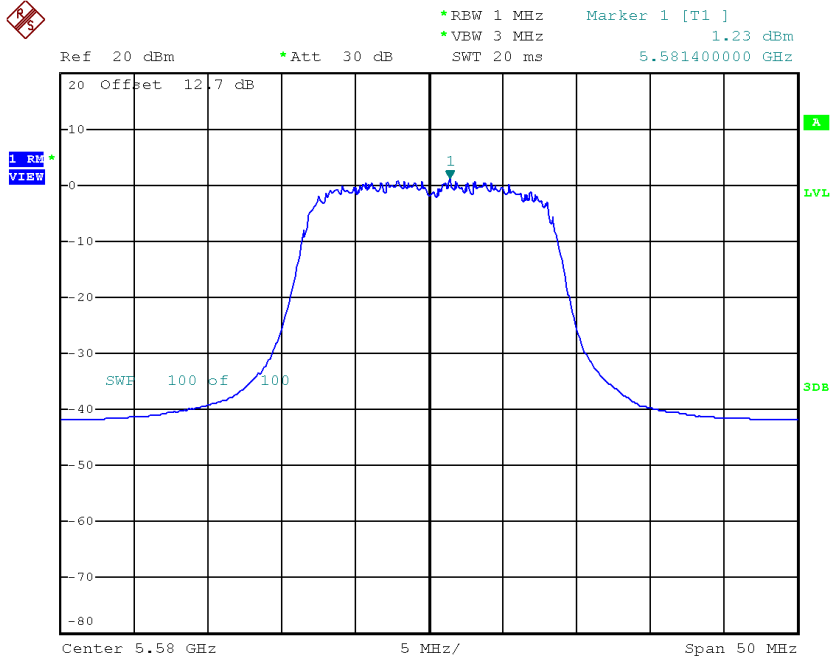
Test Mode: UNII-2C/ TX A Mode_CH100/CH116/CH140_ANT 1

Channel	Frequency (MHz)	Power Density (dBm/MHz)	Duty Factor	Power Density + Duty Factor (dBm/MHz)	Limit (dBm/MHz)
CH100	5500	0.77	0.23	1.00	8.98
CH116	5580	1.23	0.23	1.46	8.98
CH140	5700	0.25	0.23	0.48	8.98



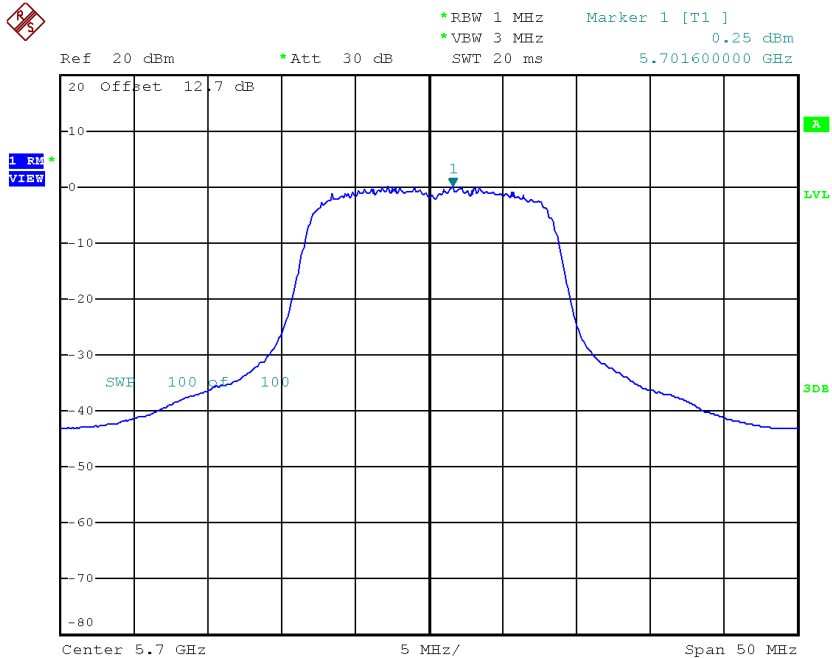
Date: 28.SEP.2017 12:36:58

CH116



Date: 28.SEP.2017 12:42:45

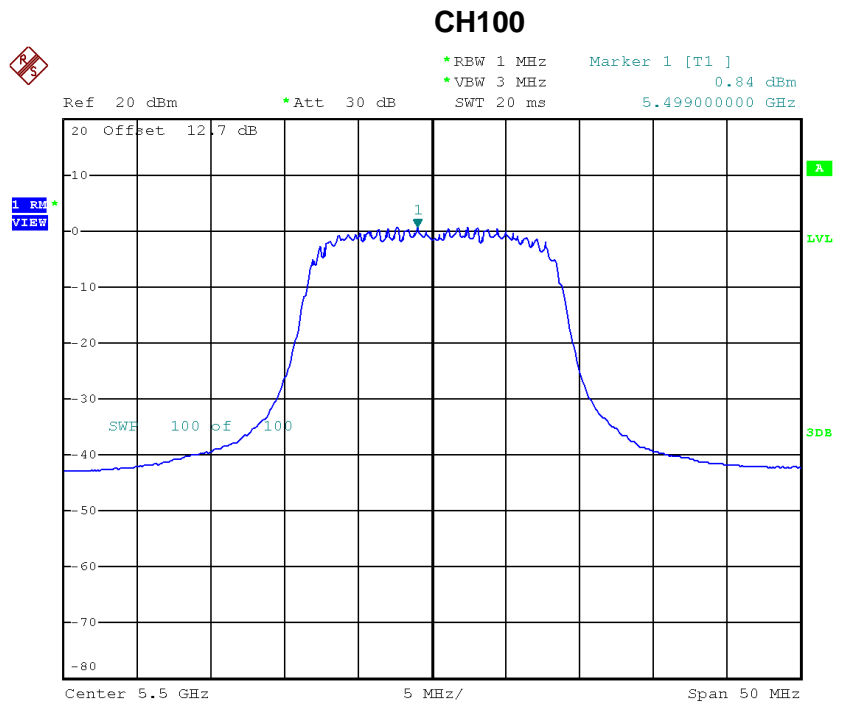
CH140



Date: 28.SEP.2017 12:45:48

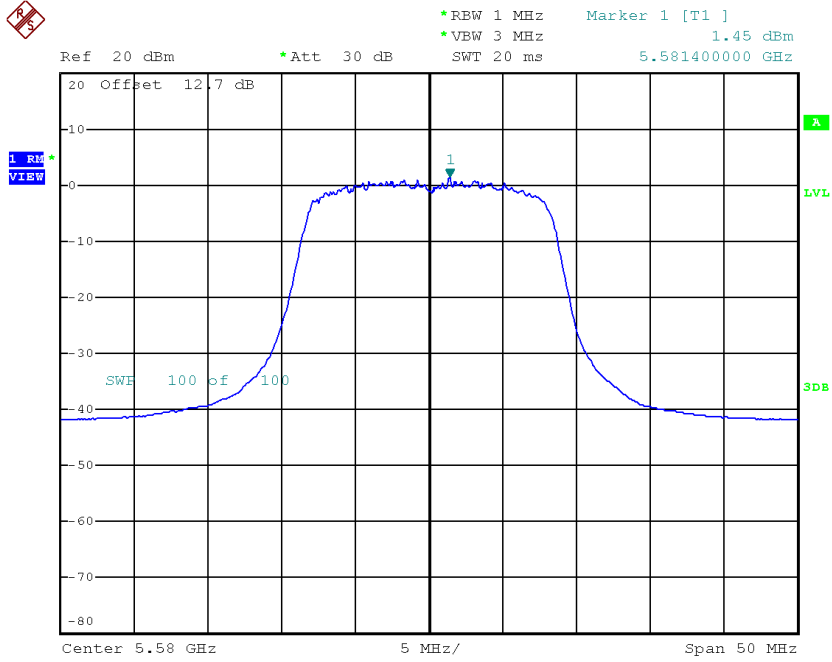
Test Mode: UNII-2C/ TX A Mode_CH100/CH116/CH140_ANT 2

Channel	Frequency (MHz)	Power Density (dBm/MHz)	Duty Factor	Power Density + Duty Factor (dBm/MHz)	Limit (dBm/MHz)
CH100	5500	0.84	0.23	1.07	8.98
CH116	5580	1.45	0.23	1.68	8.98
CH140	5700	-0.20	0.23	0.03	8.98



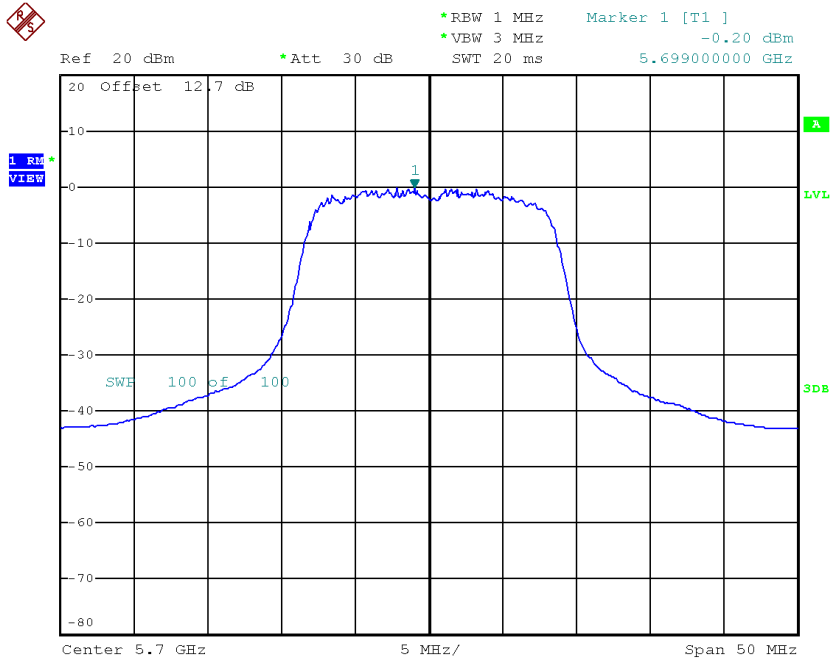
Date: 28.SEP.2017 12:37:46

CH116



Date: 28.SEP.2017 12:41:59

CH140



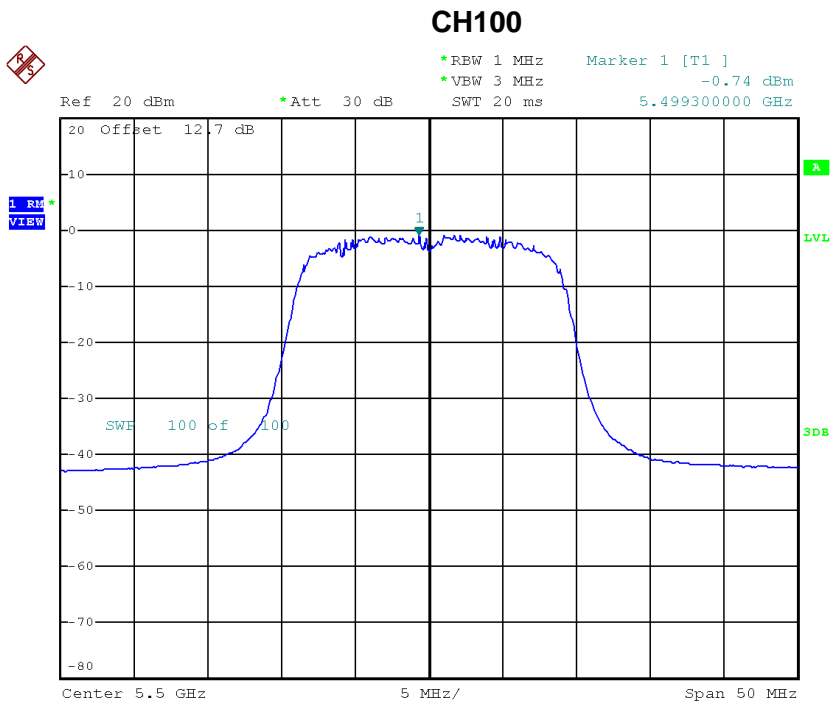
Date: 28.SEP.2017 12:46:34

Test Mode: UNII-2C/ TX A Mode_CH100/CH116/CH140_Total

Channel	Frequency (MHz)	Power Density (dBm/MHz)	Limit (dBm/MHz)
CH100	5500	4.05	8.98
CH116	5580	4.58	8.98
CH140	5700	3.27	8.98

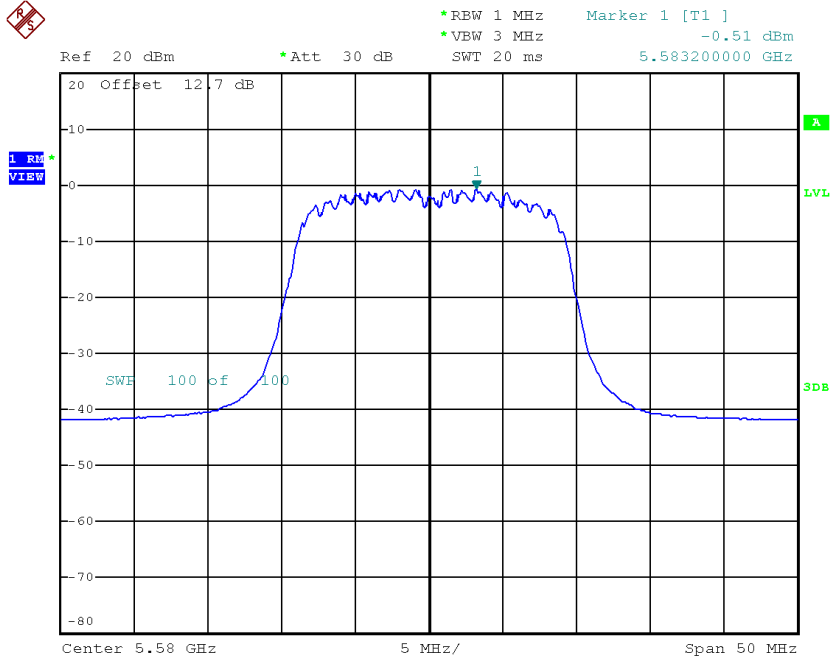
Test Mode: UNII-2C/TX N20 Mode_CH100/CH116/CH140_ANT 1

Channel	Frequency (MHz)	Power Density (dBm/MHz)	Duty Factor	Power Density + Duty Factor (dBm/MHz)	Limit (dBm/MHz)
CH100	5500	-0.74	0.24	-0.50	8.98
CH116	5580	-0.51	0.24	-0.27	8.98
CH140	5700	-1.49	0.24	-1.25	8.98



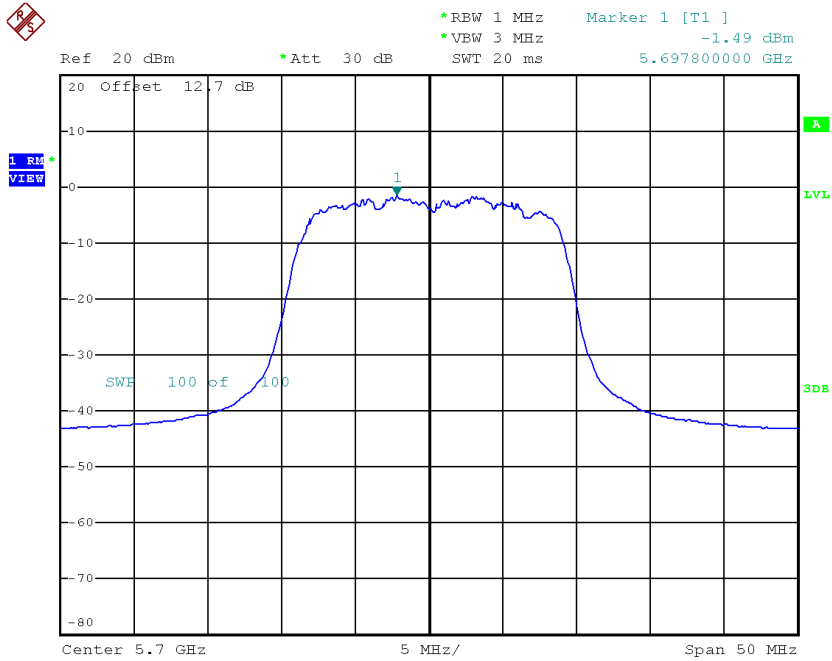
Date: 28.SEP.2017 14:40:39

CH116



Date: 28.SEP.2017 14:43:46

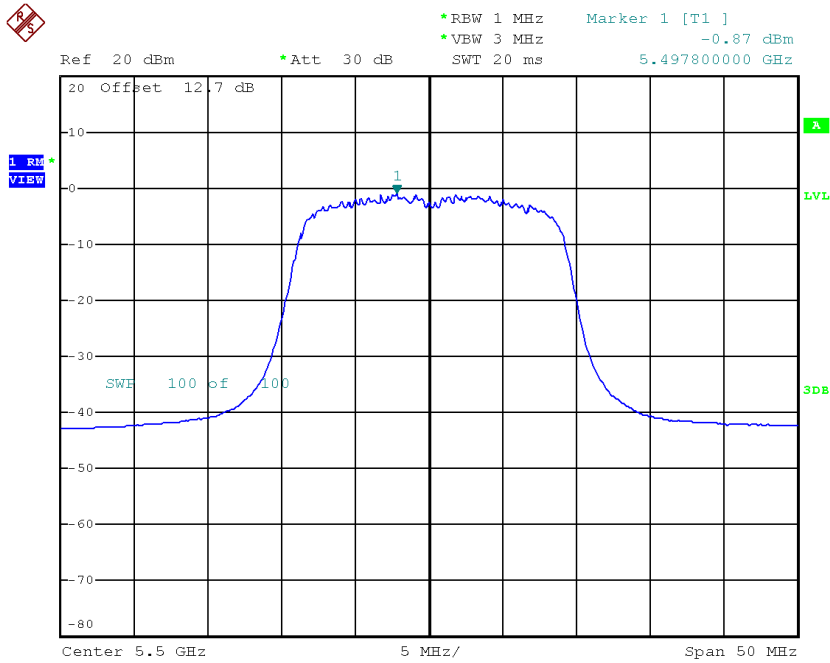
CH140



Date: 28.SEP.2017 14:44:47

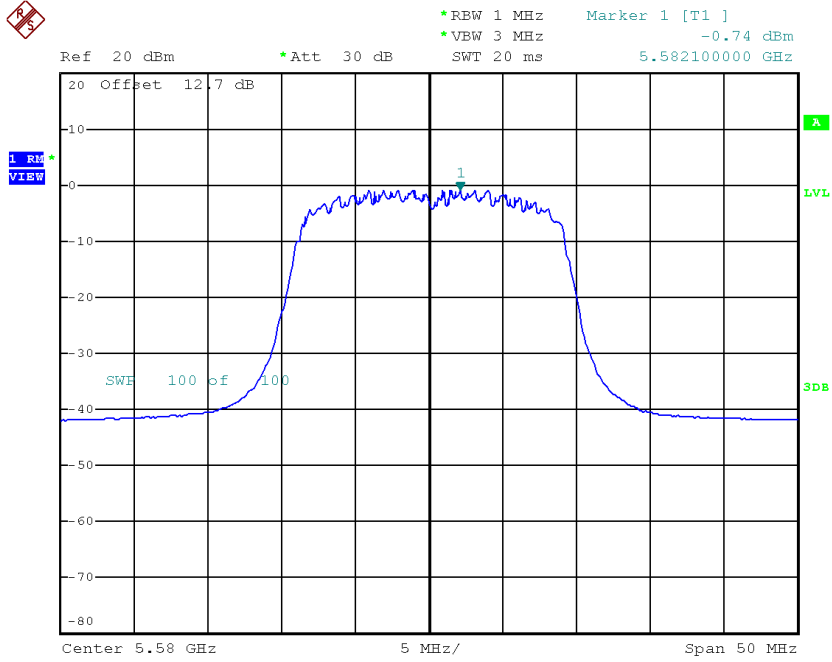
Test Mode: UNII-2C/TX N20 Mode_CH100/CH116/CH140_ANT 2

Channel	Frequency (MHz)	Power Density (dBm/MHz)	Duty Factor	Power Density + Duty Factor (dBm/MHz)	Limit (dBm/MHz)
CH100	5500	-0.87	0.24	-0.63	8.98
CH116	5580	-0.74	0.24	-0.50	8.98
CH140	5700	-2.26	0.24	-2.02	8.98

CH100


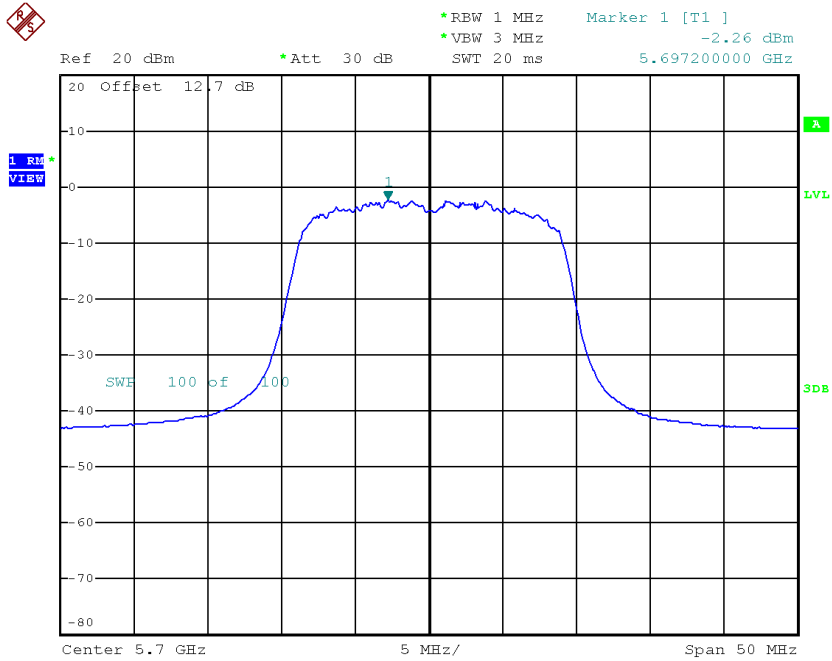
Date: 28.SEP.2017 14:41:26

CH116



Date: 28.SEP.2017 14:43:00

CH140



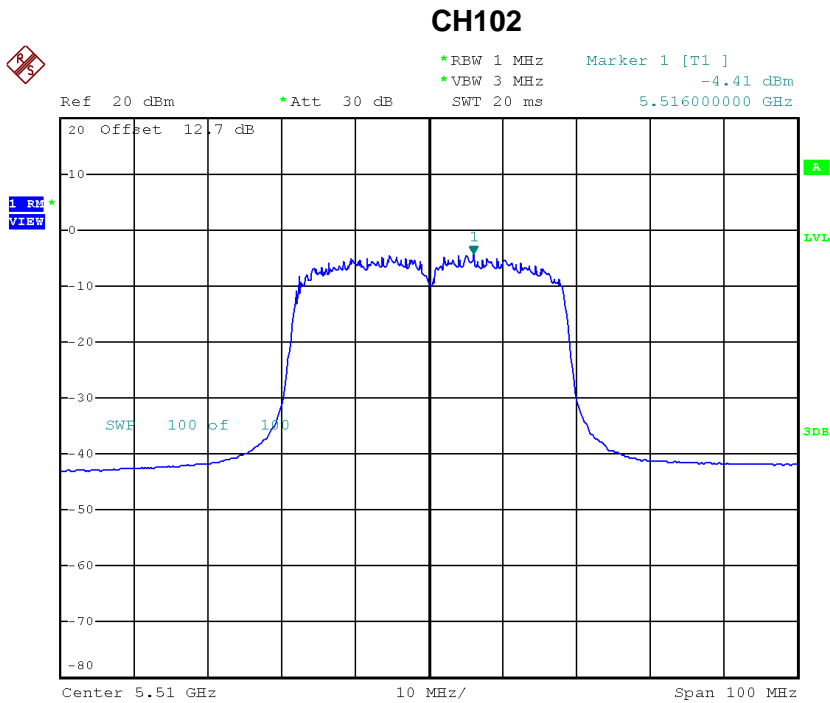
Date: 28.SEP.2017 14:45:33

Test Mode: UNII-2C/TX N20 Mode_CH100/CH116/CH140_Total

Channel	Frequency (MHz)	Power Density (dBm/MHz)	Limit (dBm/MHz)
CH100	5500	2.45	8.98
CH116	5580	2.63	8.98
CH140	5700	1.39	8.98

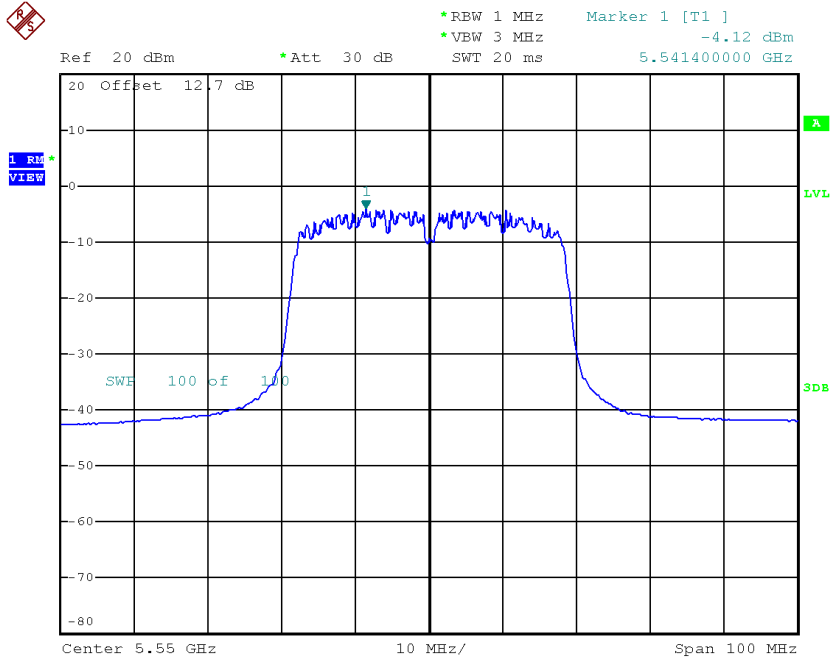
Test Mode: UNII-2C/TX N40 Mode_CH102/CH110/CH134_ANT 1

Channel	Frequency (MHz)	Power Density (dBm/MHz)	Duty Factor	Power Density + Duty Factor (dBm/MHz)	Limit (dBm/MHz)
CH102	5510	-4.41	0.48	-3.93	8.98
CH110	5550	-4.12	0.48	-3.64	8.98
CH134	5670	-4.95	0.48	-4.47	8.98



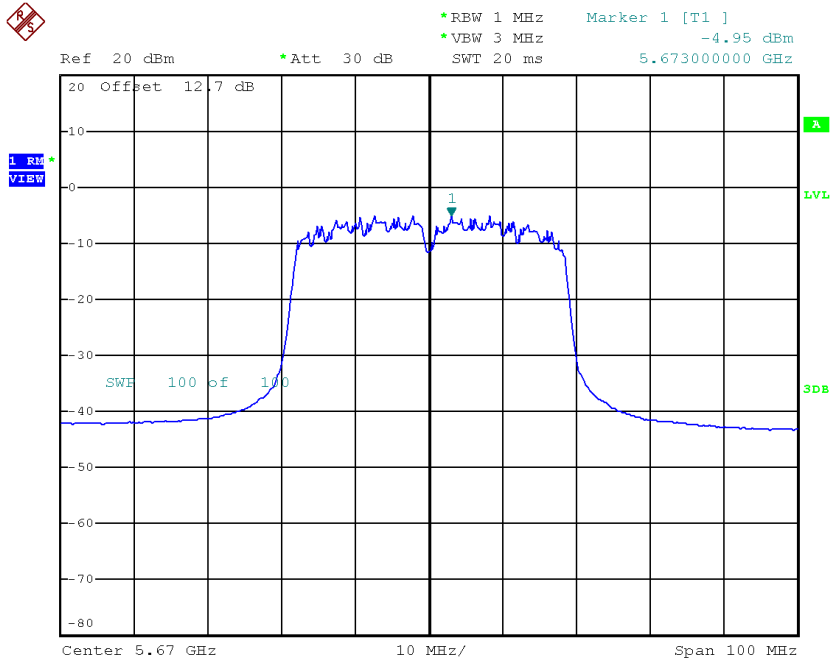
Date: 28.SEP.2017 15:21:14

CH110



Date: 28.SEP.2017 15:25:04

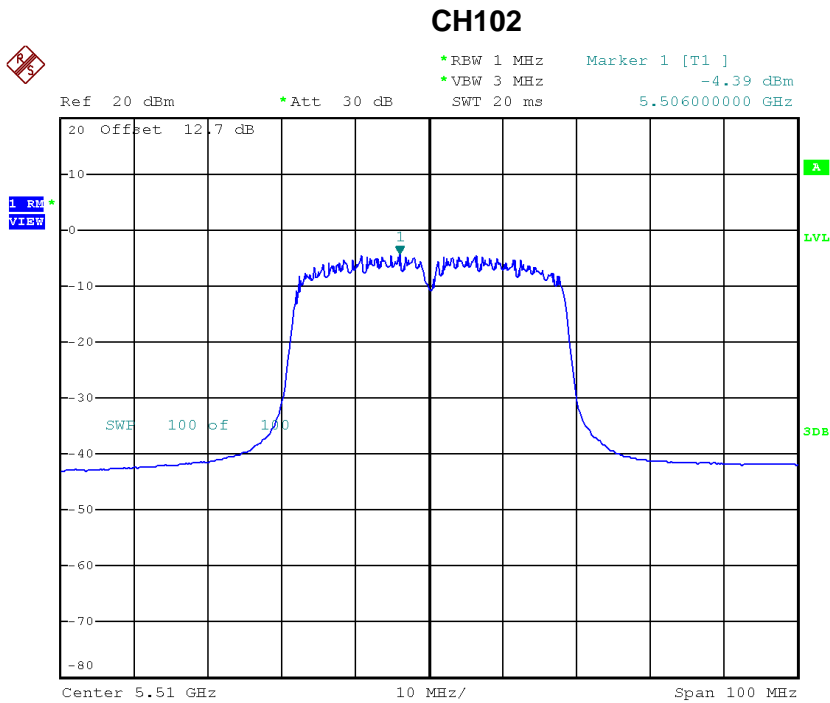
CH134



Date: 28.SEP.2017 15:26:34

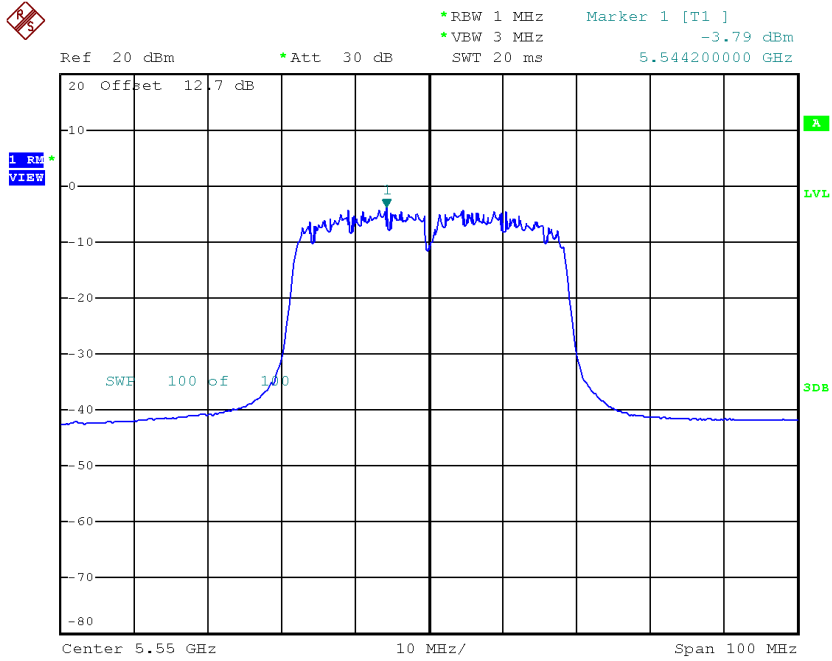
Test Mode: UNII-2C/TX N40 Mode_CH102/CH110/CH134_ANT 2

Channel	Frequency (MHz)	Power Density (dBm/MHz)	Duty Factor	Power Density + Duty Factor (dBm/MHz)	Limit (dBm/MHz)
CH102	5510	-4.39	0.48	-3.91	8.98
CH110	5550	-3.79	0.48	-3.31	8.98
CH134	5670	-4.50	0.48	-4.02	8.98



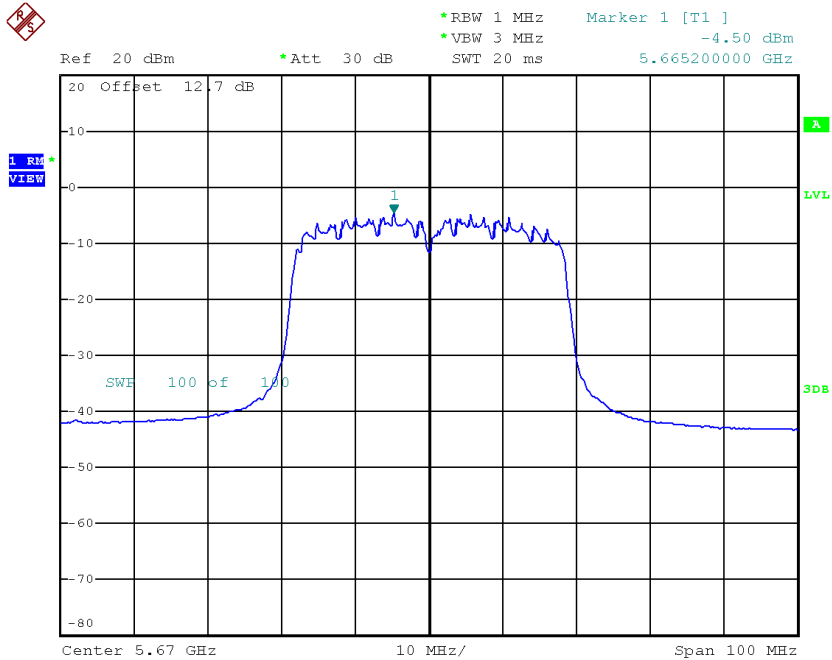
Date: 28.SEP.2017 15:22:27

CH110



Date: 28.SEP.2017 15:24:01

CH134



Date: 28.SEP.2017 15:27:35

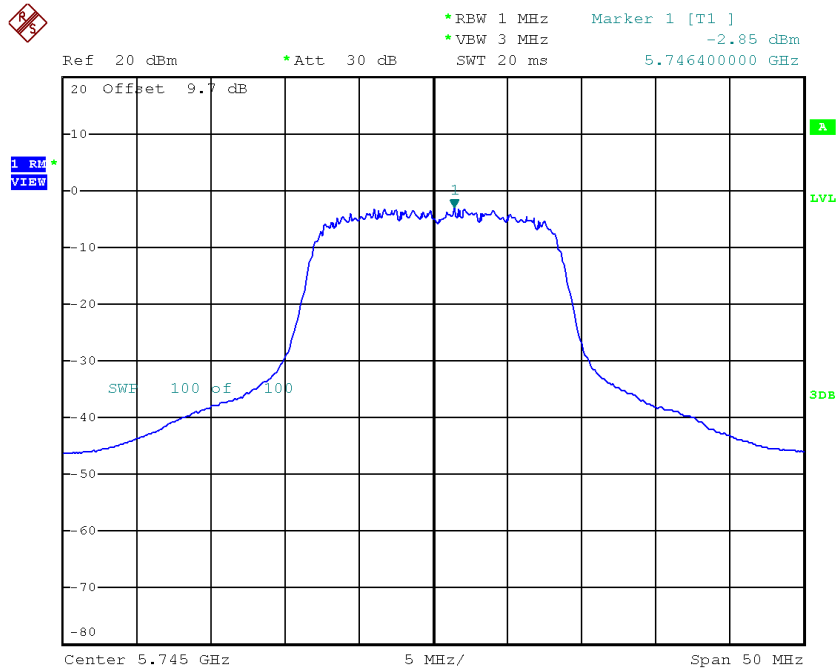
Test Mode: UNII-2C/TX N40 Mode_CH102/CH110/CH134_Total

Channel	Frequency (MHz)	Power Density (dBm/MHz)	Limit (dBm/MHz)
CH102	5510	-0.91	8.98
CH110	5550	-0.46	8.98
CH134	5670	-1.23	8.98

Test Mode: UNII-3/TX A Mode_CH149/CH157/CH161_ANT 1

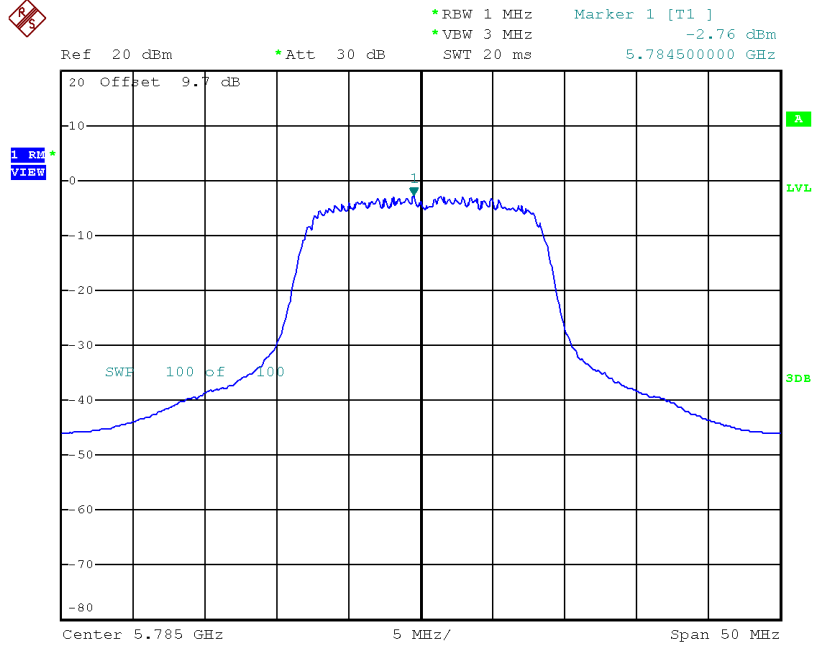
Channel	Frequency (MHz)	Power Density (dBm/500kHz)	Duty Factor	Power Density + Duty Factor (dBm/500kHz)	Limit (dBm/500kHz)
CH149	5745	-2.85	0.23	-2.62	27.98
CH157	5785	-2.76	0.23	-2.53	27.98
CH161	5805	-3.00	0.23	-2.77	27.98

TX CH149



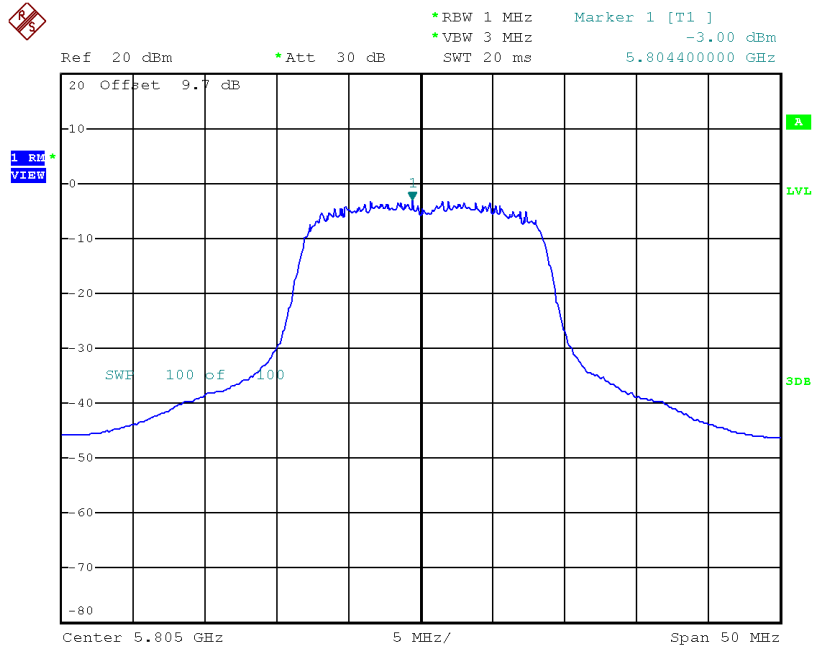
Date: 28.SEP.2017 12:54:12

TX CH157



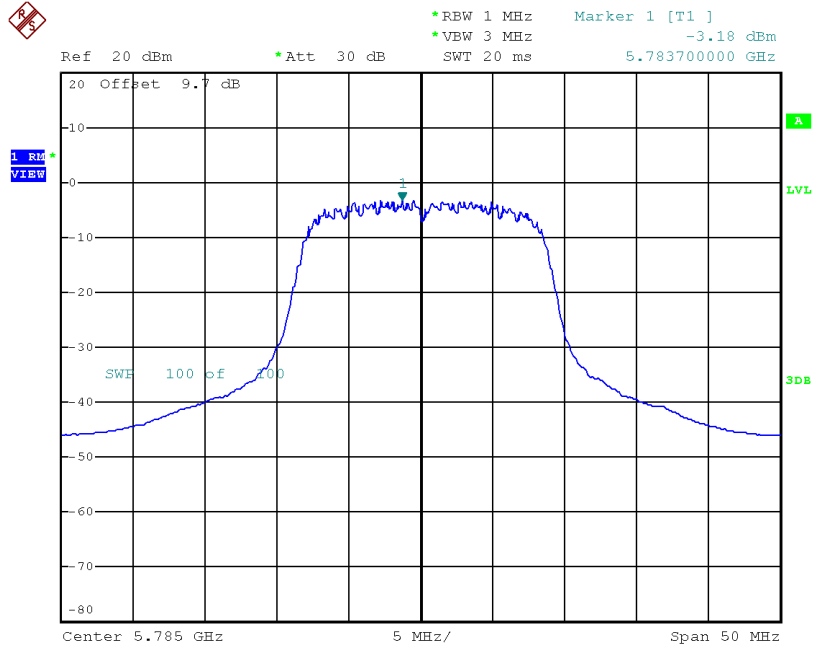
Date: 28.SEP.2017 12:55:20

TX CH161



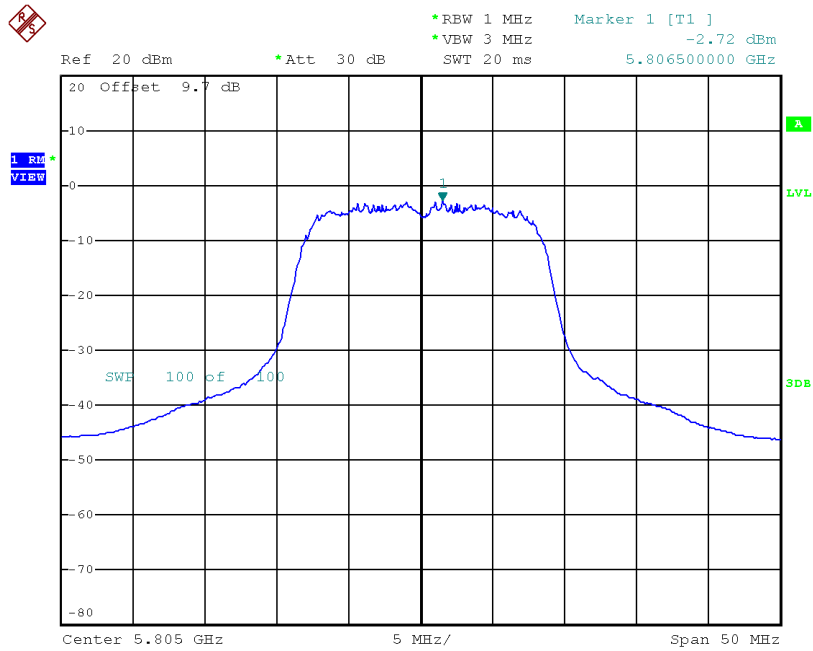
Date: 12.OCT.2017 15:09:18

TX CH157



Date: 28.SEP.2017 12:56:11

TX CH161



Date: 12.OCT.2017 15:08:44

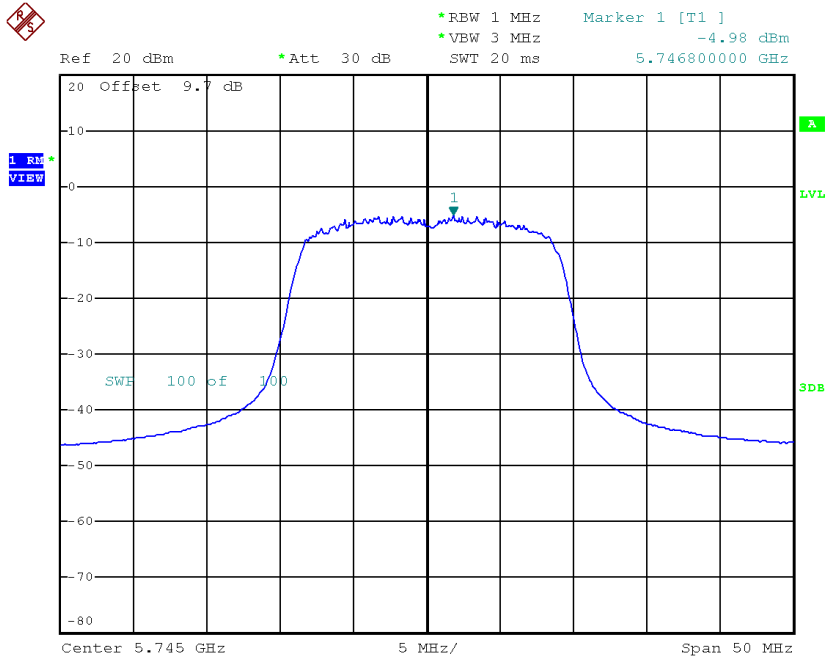
Test Mode: UNII-3/TX A Mode_CH149/CH157/CH161_Total

Channel	Frequency (MHz)	Power Density (dBm/500kHz)	Limit (dBm/500kHz)
CH149	5745	-0.02	27.98
CH157	5785	0.28	27.98
CH161	5805	0.15	27.98

Test Mode: UNII-3/ TX N20 Mode_CH149/CH157/CH161_ANT 1

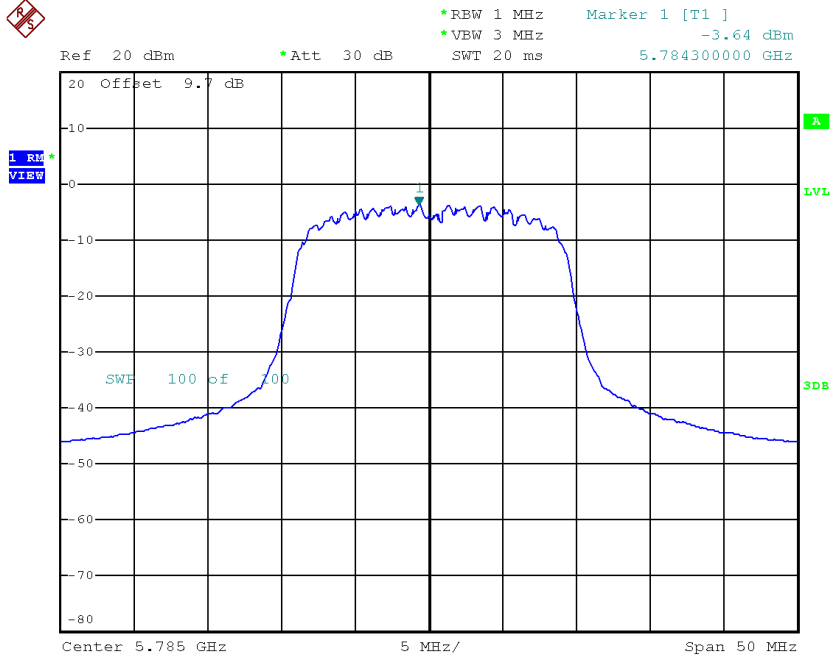
Channel	Frequency (MHz)	Power Density (dBm/500kHz)	Duty Factor	Power Density + Duty Factor (dBm/500kHz)	Limit (dBm/500kHz)
CH149	5745	-4.98	0.24	-4.74	27.98
CH157	5785	-3.64	0.24	-3.40	27.98
CH161	5805	-5.47	0.24	-5.23	27.98

TX CH149



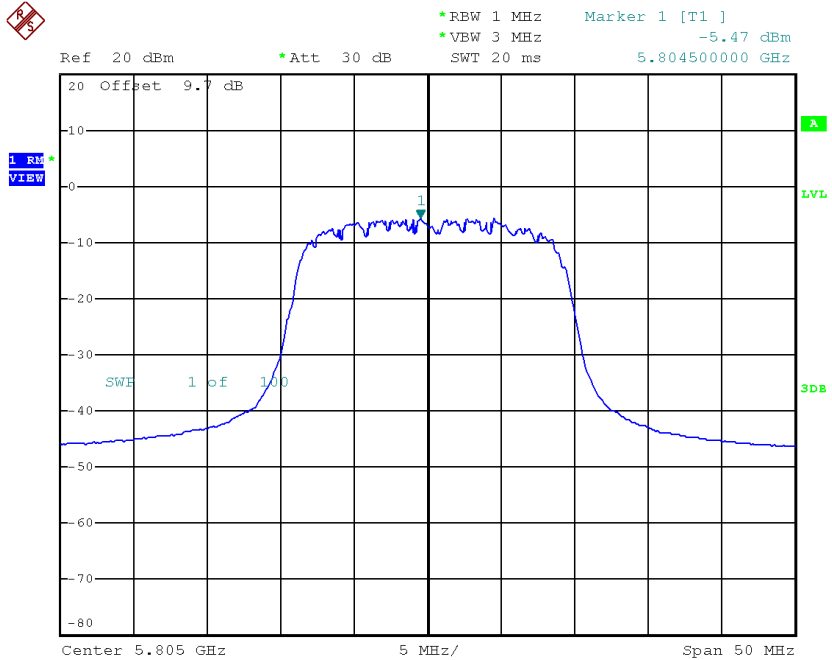
Date: 28.SEP.2017 14:47:33

TX CH157



Date: 28.SEP.2017 14:49:27

TX CH161

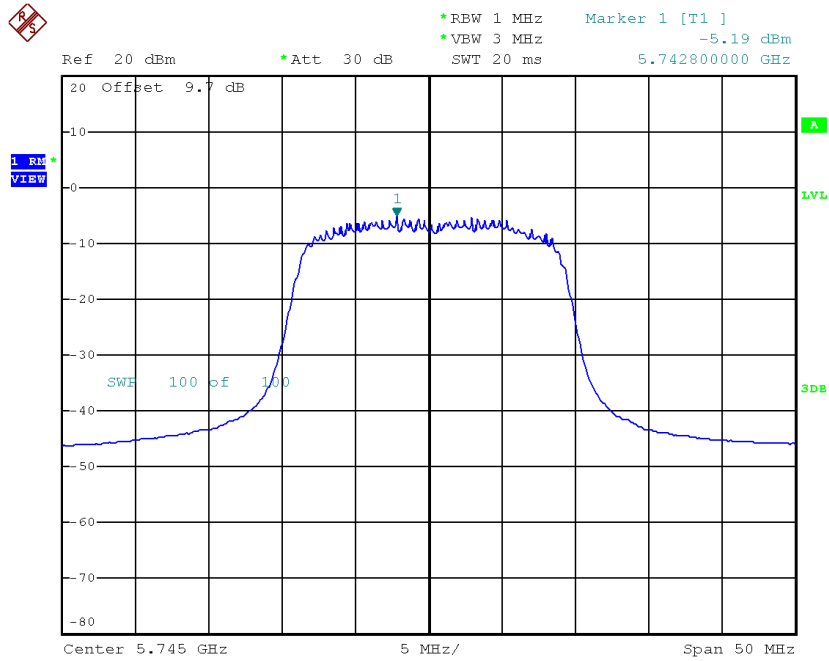


Date: 12.OCT.2017 15:06:56

Test Mode: UNII-3/ TX N20 Mode_CH149/CH157/CH161_ANT 2

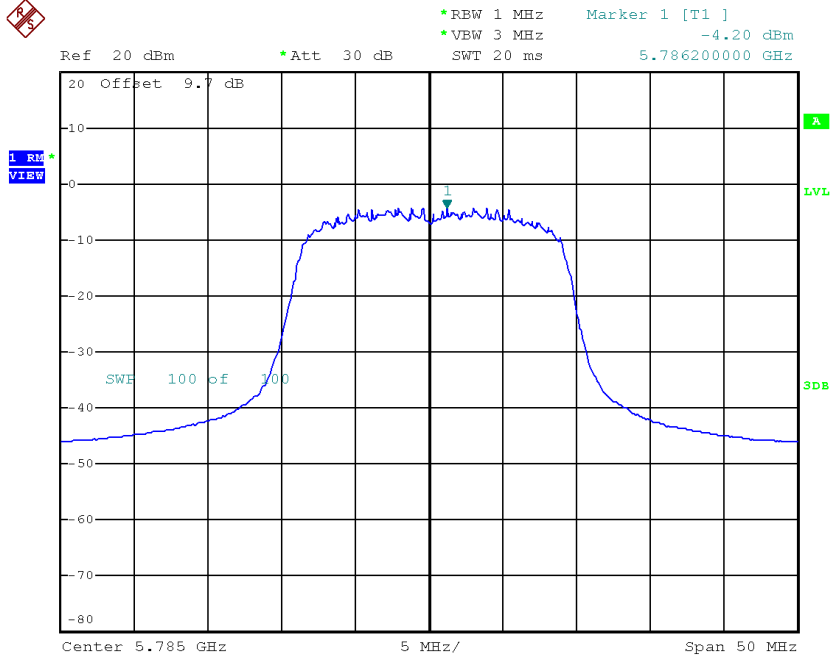
Channel	Frequency (MHz)	Power Density (dBm/500kHz)	Duty Factor	Power Density + Duty Factor (dBm/500kHz)	Limit (dBm/500kHz)
CH149	5745	-5.19	0.24	-4.95	27.98
CH157	5785	-4.20	0.24	-3.96	27.98
CH161	5805	-5.51	0.24	-5.27	27.98

TX CH149



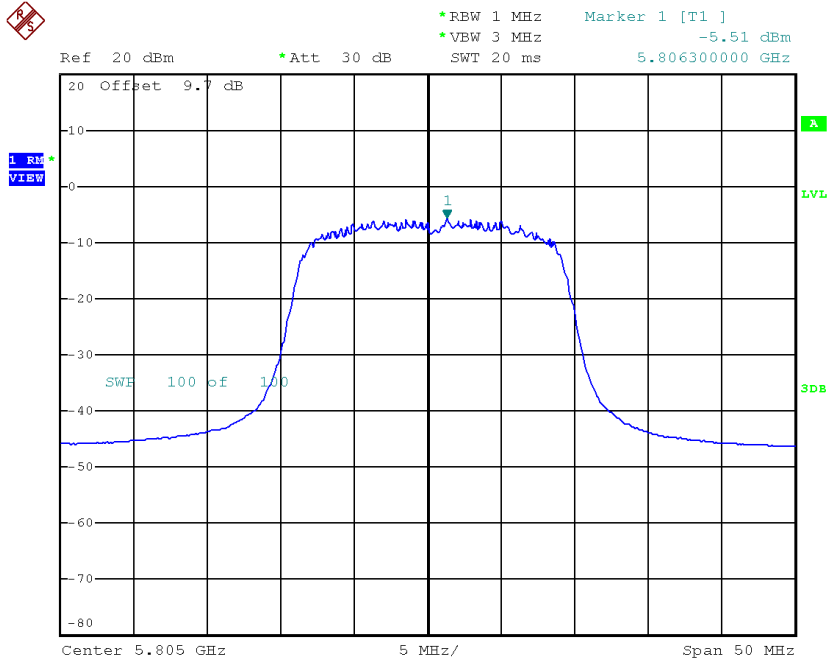
Date: 28.SEP.2017 14:46:42

TX CH157



Date: 28.SEP.2017 14:50:18

TX CH161



Date: 12.OCT.2017 15:07:53

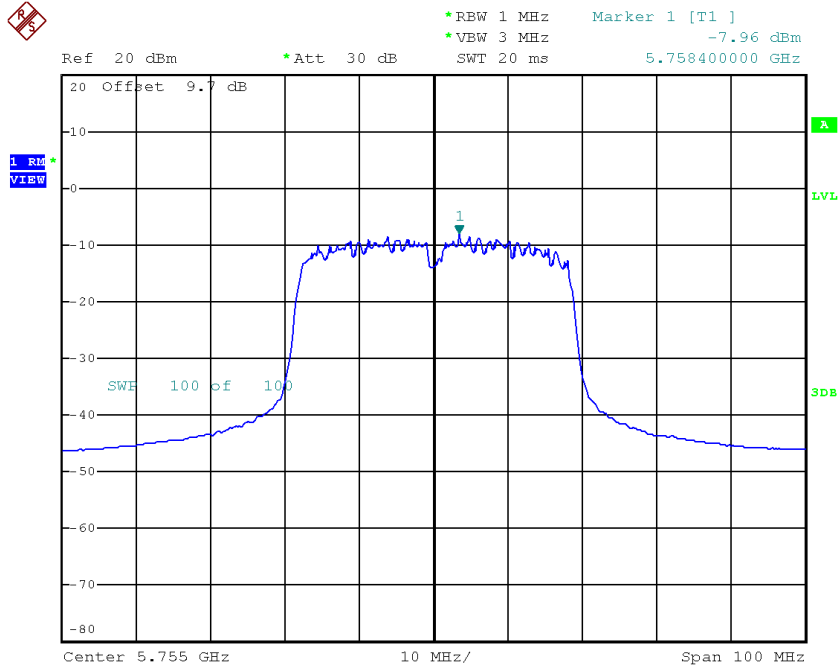
Test Mode: UNII-3/ TX N20 Mode_CH149/CH157/CH161_Total

Channel	Frequency (MHz)	Power Density (dBm/500kHz)	Limit (dBm/500kHz)
CH149	5745	-1.83	27.98
CH157	5785	-0.66	27.98
CH161	5805	-2.48	27.98

Test Mode: UNII-3/ TX N40 Mode_CH151/CH159_ANT 1

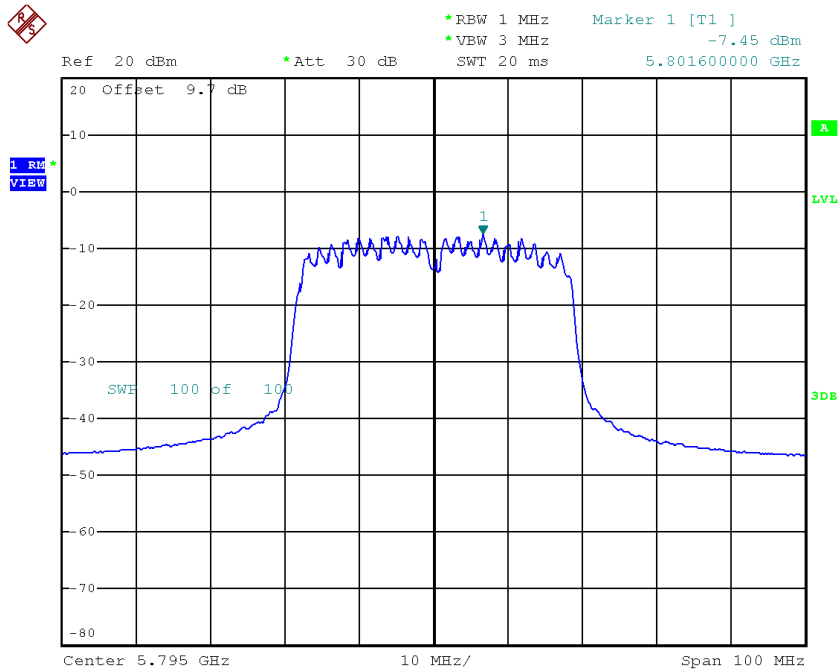
Channel	Frequency (MHz)	Power Density (dBm/500kHz)	Duty Factor	Power Density + Duty Factor (dBm/500kHz)	Limit (dBm/500kHz)
CH151	5755	-7.96	0.48	-7.48	27.98
CH159	5795	-7.45	0.48	-6.97	27.98

TX CH151



Date: 28.SEP.2017 15:32:46

TX CH159

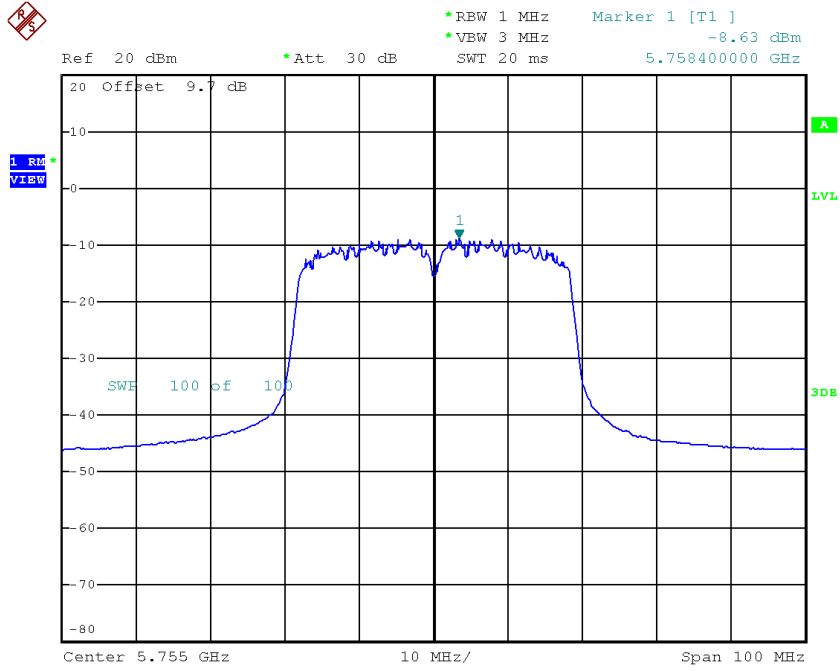


Date: 28.SEP.2017 15:34:16

Test Mode: UNII-3/ TX N40 Mode_CH151/CH159_ANT 2

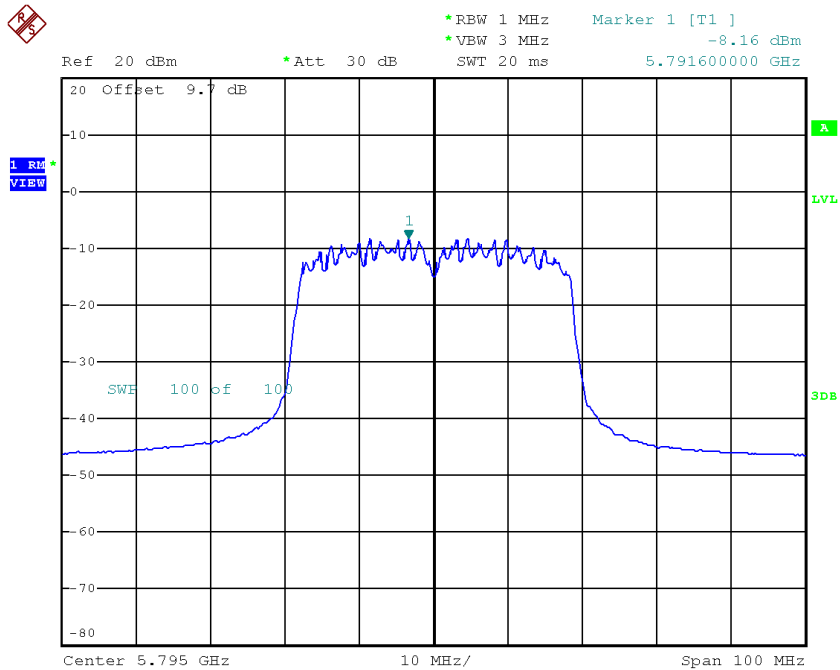
Channel	Frequency (MHz)	Power Density (dBm/500kHz)	Duty Factor	Power Density + Duty Factor (dBm/500kHz)	Limit (dBm/500kHz)
CH151	5755	-8.63	0.48	-8.15	27.98
CH159	5795	-8.16	0.48	-7.68	27.98

TX CH151



Date: 28.SEP.2017 15:31:40

TX CH159



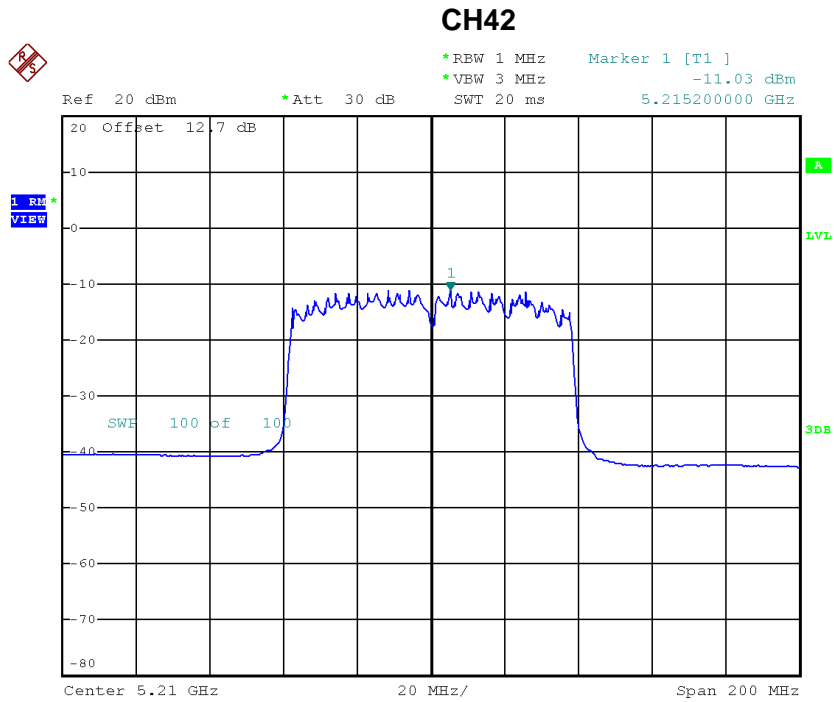
Date: 28.SEP.2017 15:35:22

Test Mode: UNII-3/ TX N40 Mode_CH151/CH159_Total

Channel	Frequency (MHz)	Power Density (dBm/500kHz)	Limit (dBm/500kHz)
CH151	5755	-4.79	27.98
CH159	5795	-4.30	27.98

Test Mode: UNII-1/TX AC80 Mode_CH42_ANT 1

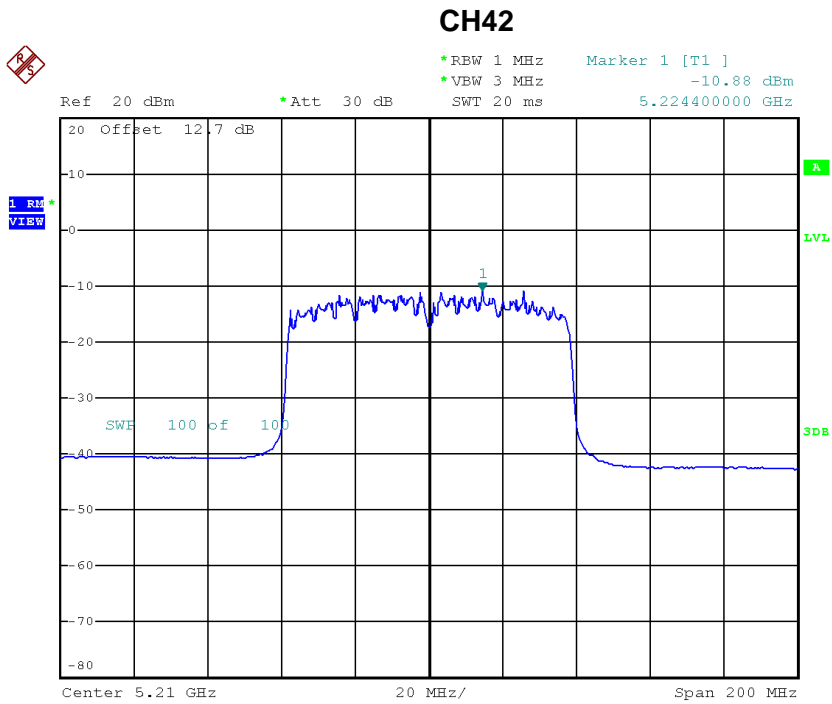
Channel	Frequency (MHz)	Power Density (dBm/MHz)	Duty Factor	Power Density + Duty Factor (dBm/MHz)	Limit (dBm/MHz)
CH42	5210	-11.03	1.05	-9.98	14.98



Date: 28.SEP.2017 15:44:57

Test Mode: UNII-1/TX AC80 Mode_CH42_ANT 2

Channel	Frequency (MHz)	Power Density (dBm/MHz)	Duty Factor	Power Density + Duty Factor (dBm/MHz)	Limit (dBm/MHz)
CH42	5210	-10.88	1.05	-9.83	14.98



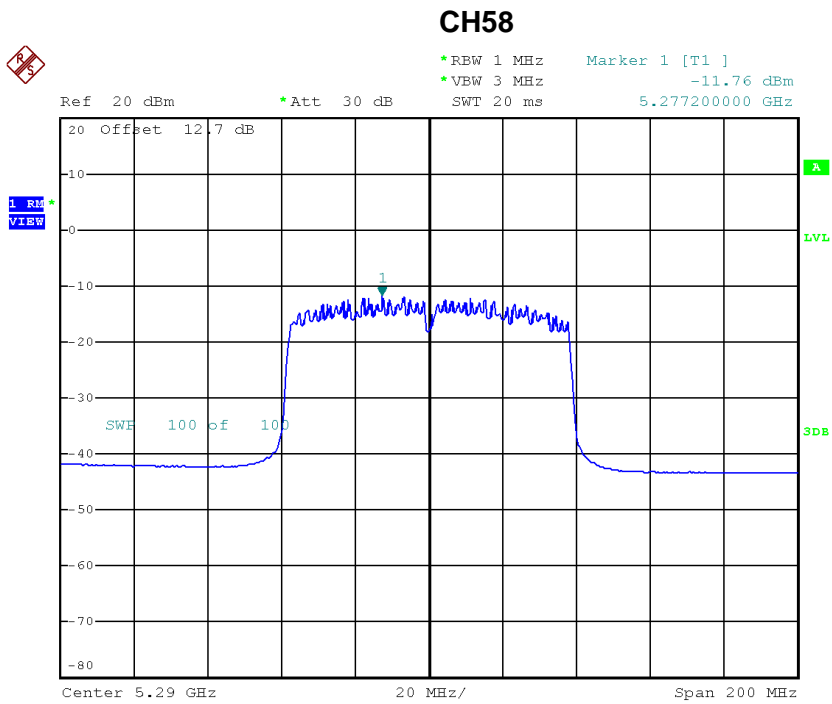
Date: 28.SEP.2017 15:45:49

Test Mode: UNII-1/TX AC80 Mode_CH42_Total

Channel	Frequency (MHz)	Power Density (dBm/MHz)	Limit (dBm/MHz)
CH42	5210	-6.89	14.98

Test Mode: UNII-2A/TX AC80 Mode_CH58_ANT 1

Channel	Frequency (MHz)	Power Density (dBm/MHz)	Duty Factor	Power Density + Duty Factor (dBm/MHz)	Limit (dBm/MHz)
CH58	5290	-11.76	1.05	-10.71	8.98



Date: 28.SEP.2017 15:47:49

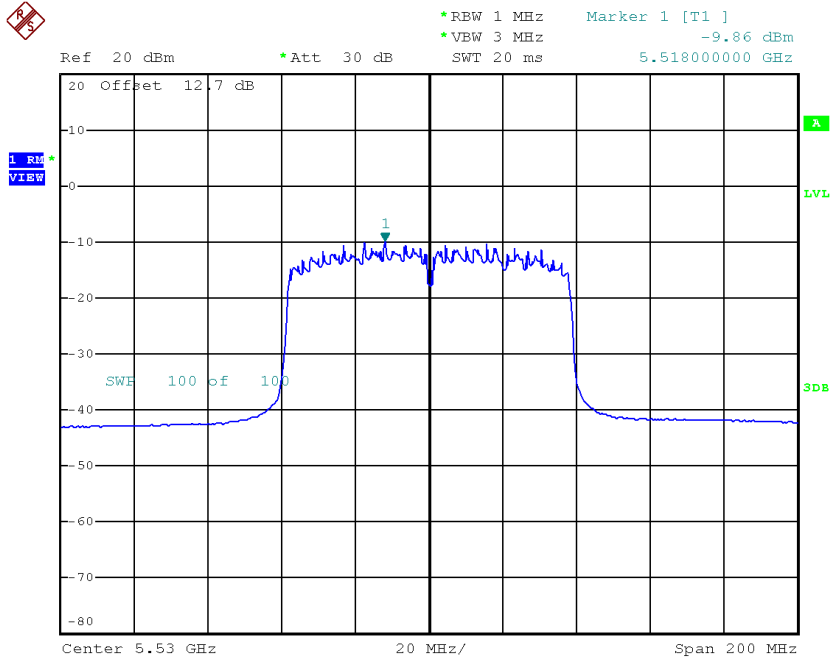
Test Mode: UNII-2A/TX AC80 Mode_CH58_Total

Channel	Frequency (MHz)	Power Density (dBm/MHz)	Limit (dBm/MHz)
CH58	5290	-7.68	8.98

Test Mode: UNII-2C/TX AC80 Mode_CH106/CH122_ANT 1

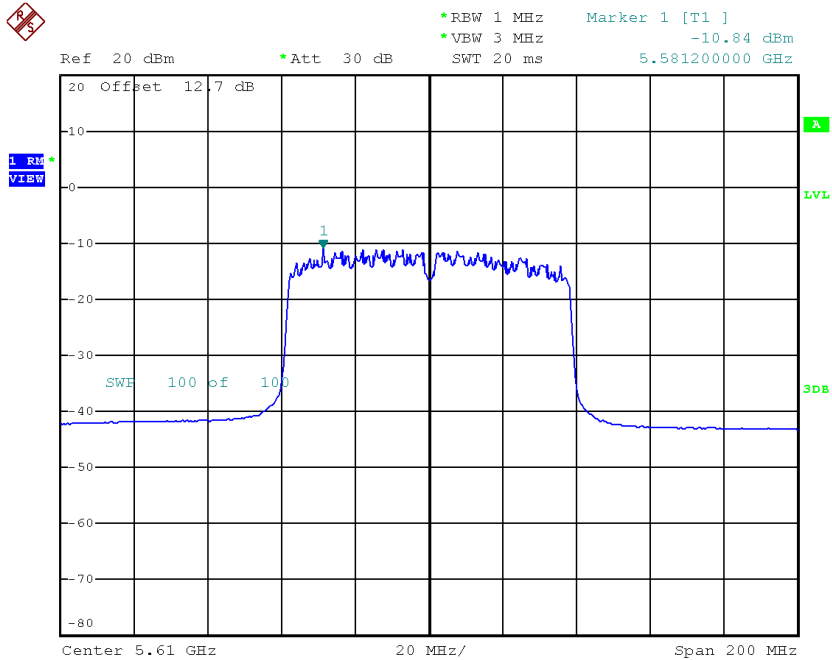
Channel	Frequency (MHz)	Power Density (dBm/MHz)	Duty Factor	Power Density + Duty Factor (dBm/MHz)	Limit (dBm/MHz)
CH106	5530	-9.86	1.05	-8.81	8.98
CH122	5610	-10.84	1.05	-9.79	8.98

CH106



Date: 28.SEP.2017 15:51:06

CH122

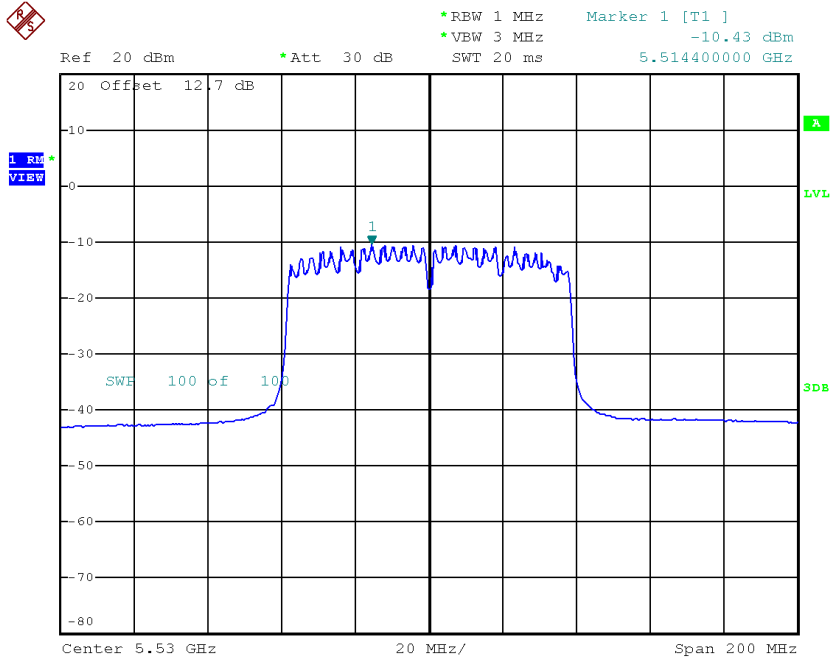


Date: 28.SEP.2017 15:54:10

Test Mode: UNII-2C/TX AC80 Mode_CH106/CH122_ANT 2

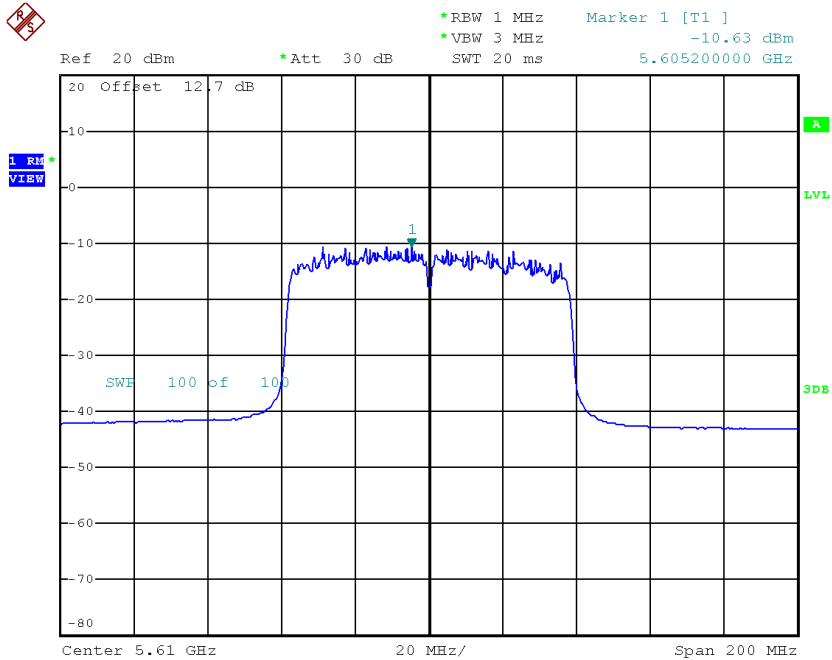
Channel	Frequency (MHz)	Power Density (dBm/MHz)	Duty Factor	Power Density + Duty Factor (dBm/MHz)	Limit (dBm/MHz)
CH106	5530	-10.43	1.05	-9.38	8.98
CH122	5610	-10.63	1.05	-9.58	8.98

CH106



Date: 28.SEP.2017 15:51:59

CH122



Date: 28.SEP.2017 15:53:17

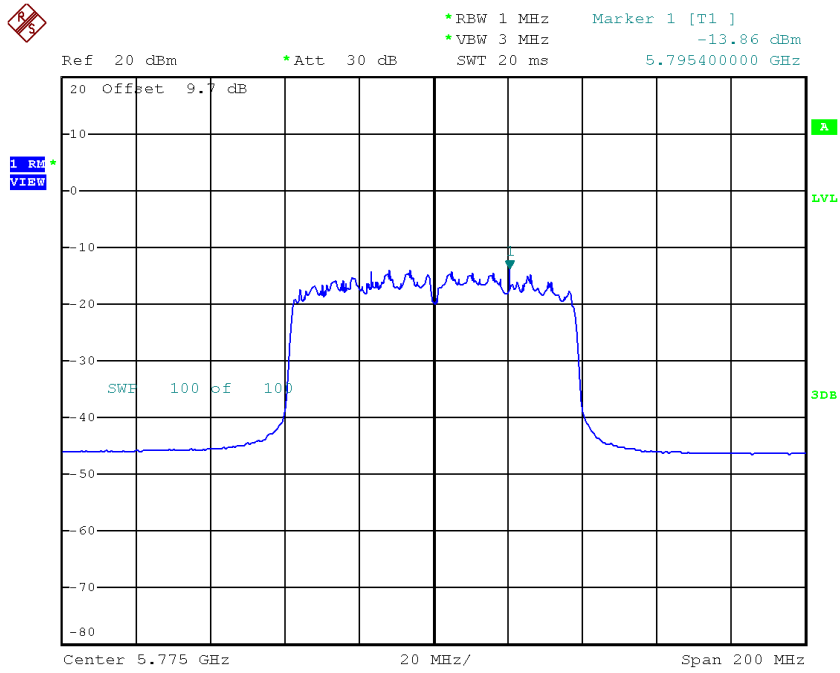
Test Mode: UNII-2C/TX AC80 Mode_CH106/CH122_Total

Channel	Frequency (MHz)	Power Density (dBm/MHz)	Limit (dBm/MHz)
CH106	5530	-6.08	8.98
CH122	5610	-6.67	8.98

Test Mode: UNII-3/ TX AC80 Mode_CH155_ANT 1

Channel	Frequency (MHz)	Power Density (dBm/500kHz)	Duty Factor	Power Density + Duty Factor (dBm/500kHz)	Limit (dBm/500kHz)
CH155	5775	-13.86	1.05	-12.81	27.98

TX CH155

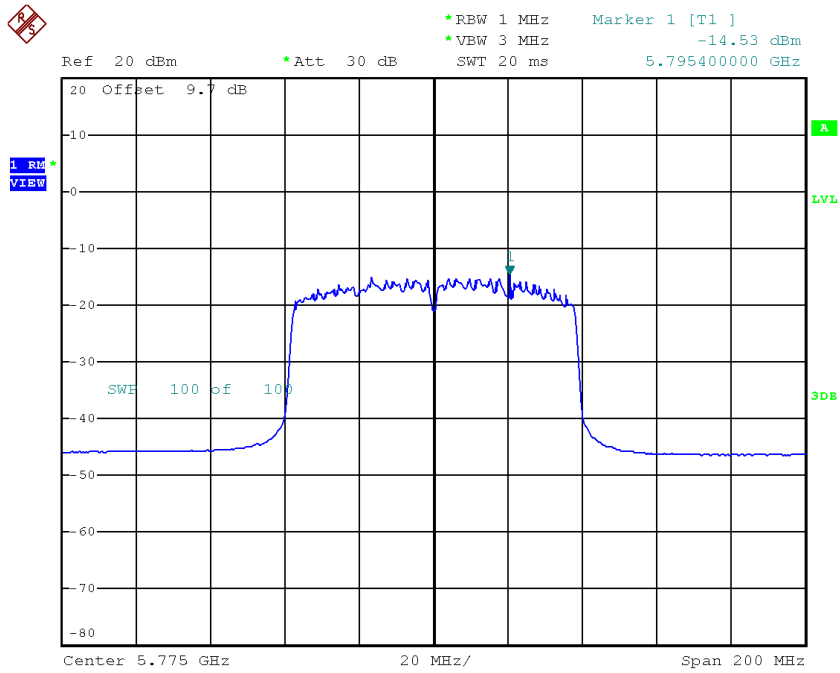


Date: 28.SEP.2017 15:55:46

Test Mode: UNII-3/ TX AC80 Mode_CH155_ANT 2

Channel	Frequency (MHz)	Power Density (dBm/500kHz)	Duty Factor	Power Density + Duty Factor (dBm/500kHz)	Limit (dBm/500kHz)
CH155	5775	-14.53	1.05	-13.48	27.98

TX CH155



Date: 28.SEP.2017 15:56:39

Test Mode: UNII-3/ TX AC80 Mode_CH155_Total

Channel	Frequency (MHz)	Power Density (dBm/500kHz)	Limit (dBm/500kHz)
CH155	5775	-10.12	27.98

APPENDIX H - FREQUENCY STABILITY

Test Mode:	UNII-1
-------------------	---------------

Voltage vs. Frequency Stability

Voltage	Measurement Frequency (MHz)
(V)	5180.0000
132	5179.9548
120	5179.9544
108	5179.9544
Max. Deviation (MHz)	0.0456
Max. Deviation (ppm)	8.8031

Temperature vs. Frequency Stability

Voltage	Measurement Frequency (MHz)
(°C)	5180.0000
-20	5179.9540
-10	5179.9540
0	5179.9540
10	5179.9540
20	5179.9540
30	5179.9536
40	5179.9536
50	5179.9536
Max. Deviation (MHz)	0.0464
Max. Deviation (ppm)	8.9575

Test Mode:	UNII-2A
-------------------	----------------

Voltage vs. Frequency Stability

Voltage	Measurement Frequency (MHz)
(V)	5260.0000
132	5259.9524
120	5259.9524
108	5259.9524
Max. Deviation (MHz)	0.0476
Max. Deviation (ppm)	9.0494

Temperature vs. Frequency Stability

Voltage	Measurement Frequency (MHz)
(°C)	5260.0000
-20	5259.9524
-10	5259.9524
0	5259.9528
10	5259.9528
20	5259.9528
30	5259.9528
40	5259.9528
50	5259.9528
Max. Deviation (MHz)	0.0476
Max. Deviation (ppm)	9.0494

Test Mode:	UNII-2C
-------------------	----------------

Voltage vs. Frequency Stability

Voltage	Measurement Frequency (MHz)
(V)	5500.0000
132	5499.9512
120	5499.9512
108	5499.9512
Max. Deviation (MHz)	0.0488
Max. Deviation (ppm)	8.8727

Temperature vs. Frequency Stability

Voltage	Measurement Frequency (MHz)
(°C)	5500.0000
-20	5499.9512
-10	5499.9512
0	5499.9512
10	5499.9512
20	5499.9512
30	5499.9512
40	5499.9512
50	5499.9512
Max. Deviation (MHz)	0.0488
Max. Deviation (ppm)	8.8727

Test Mode:	UNII-3
-------------------	---------------

Voltage vs. Frequency Stability

Voltage	Measurement Frequency (MHz)
(V)	5745.0000
132	5744.9496
120	5744.9500
108	5744.9500
Max. Deviation (MHz)	0.0504
Max. Deviation (ppm)	8.7728

Temperature vs. Frequency Stability

Voltage	Measurement Frequency (MHz)
(°C)	5745.0000
-20	5744.9500
-10	5744.9500
0	5744.9500
10	5744.9500
20	5744.9500
30	5744.9500
40	5744.9500
50	5744.9500
Max. Deviation (MHz)	0.0500
Max. Deviation (ppm)	8.7032