




**APPENDIX A PHOTOGRAPHS OF TEST SETUP****CONDUCTED EMISSION SETUP PHOTOS**

Report No.: T201216D05-RP

## Radiated Emission Set up Photos 9kHz ~ 30MHz



## 30MHz ~ 1GHz



## Powerline Conducted Emissions Setup Photos



Report No.: T201216D05-RP

Page: A-4 / A-4

Rev.: 01

