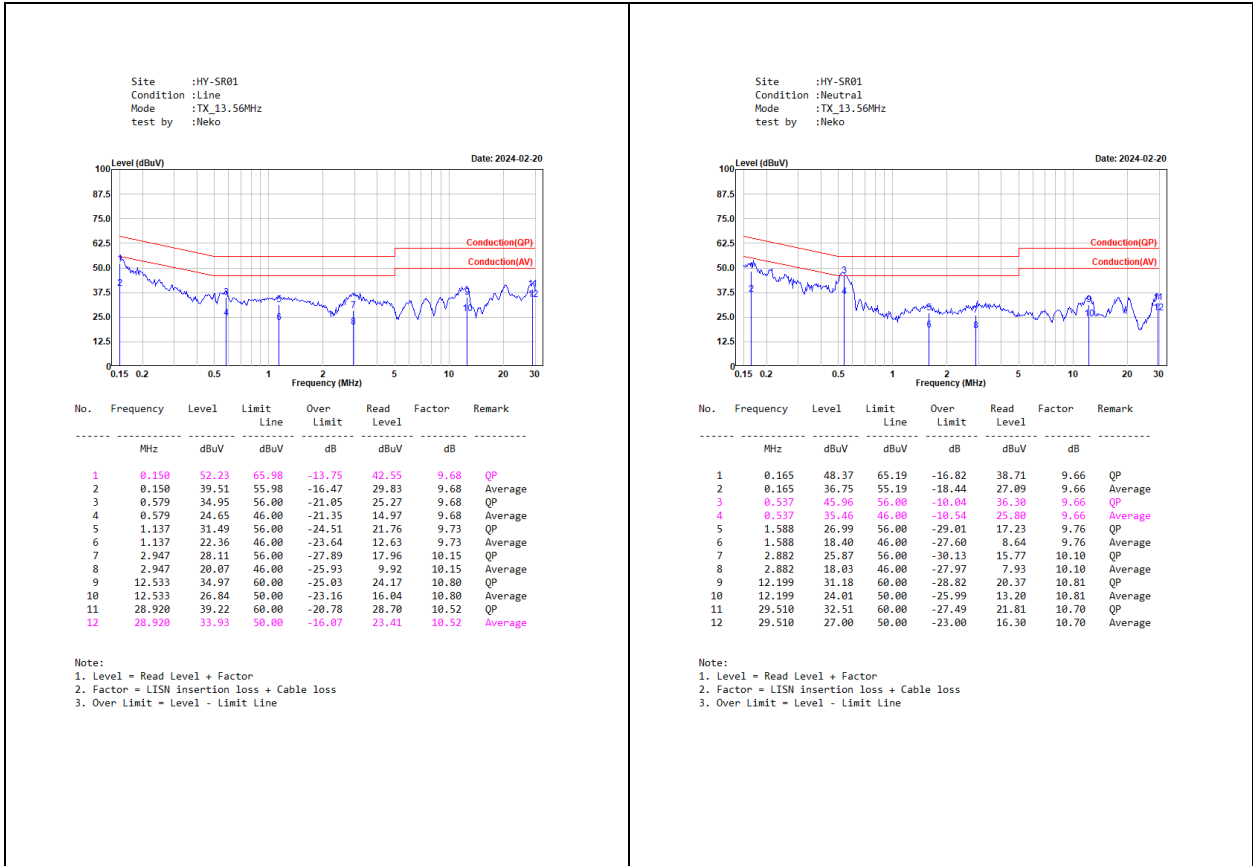


### Appendix A. Test Result of AC Power Line Conducted Emission

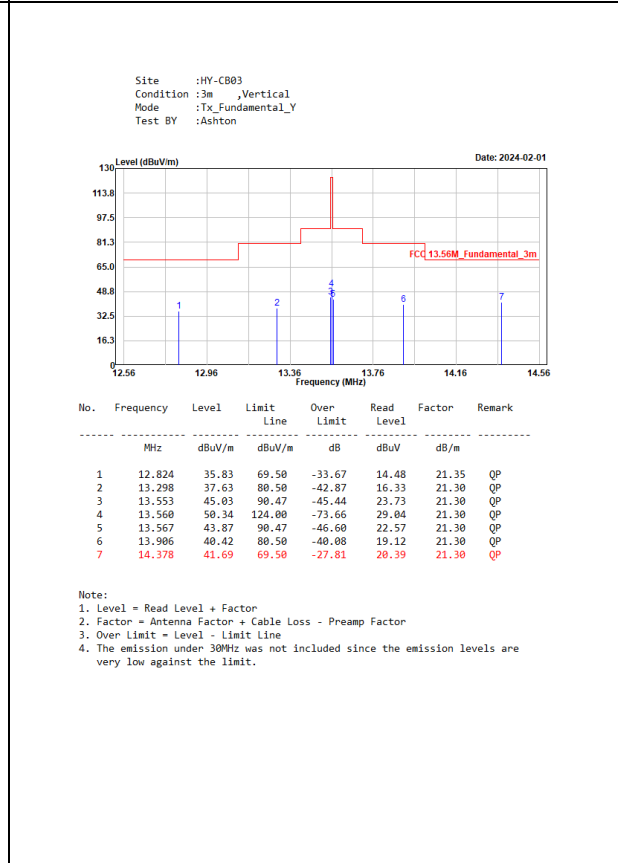
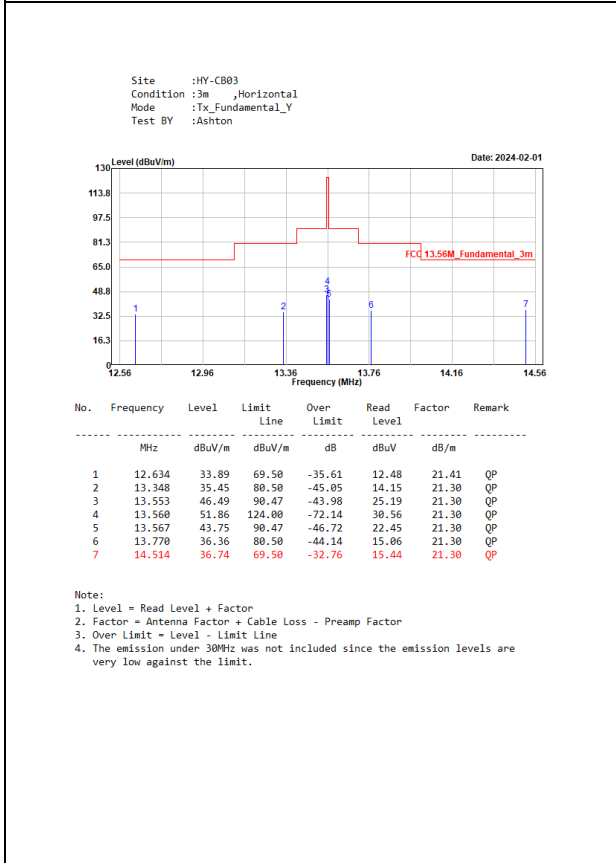
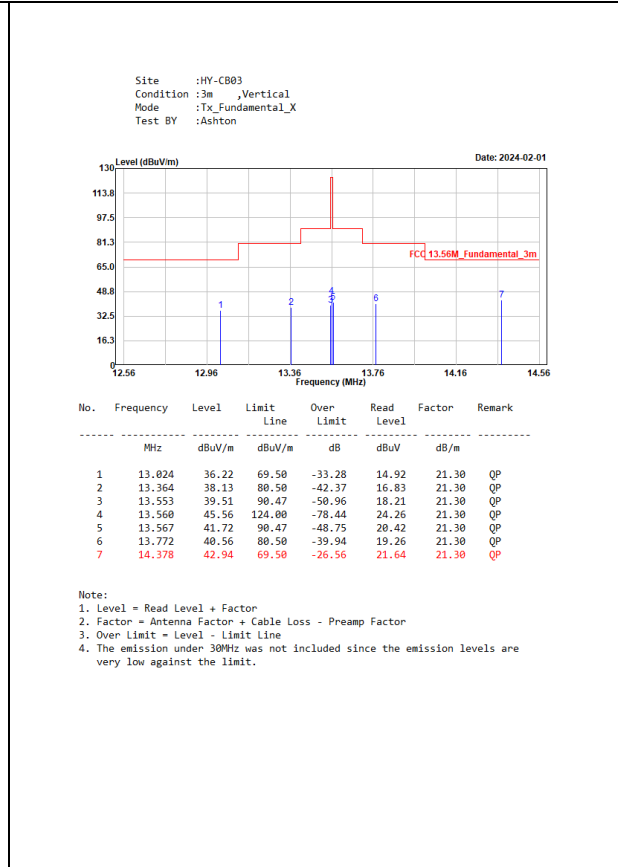
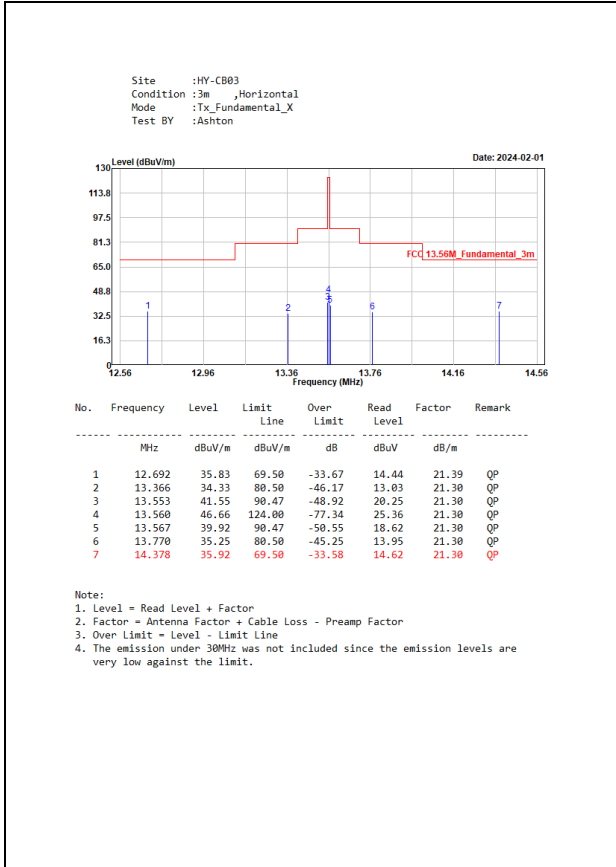


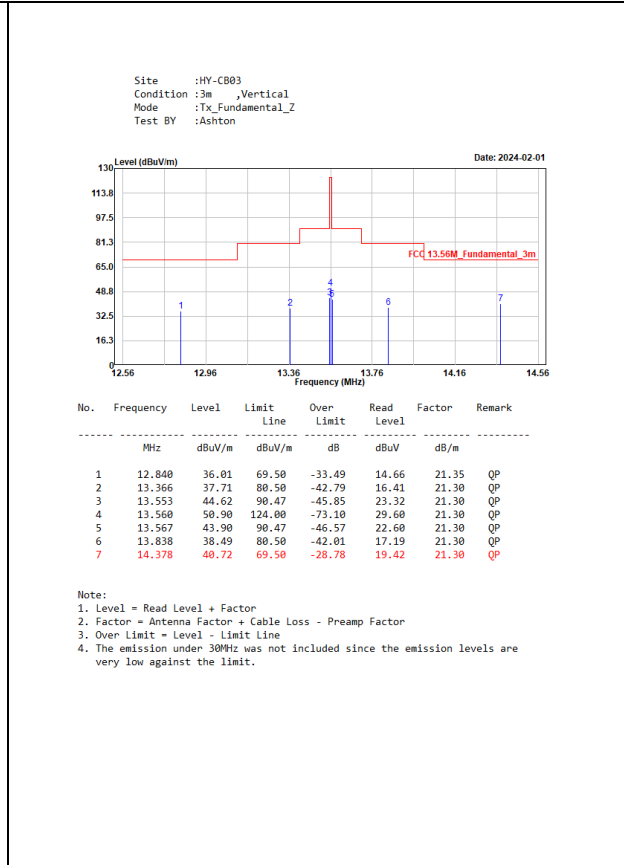
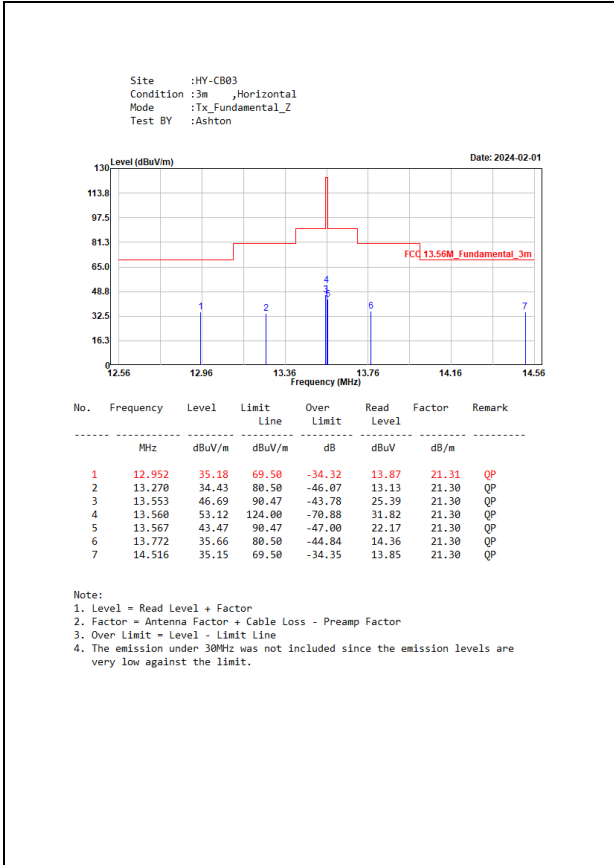
### Appendix B. Test Result of Frequency Stability

Temperature (°C)	Voltage (V)	Observe Time	Declared Frequency (MHz)	Read Frequency (MHz)	Tolerance (%)	Limit (%)
20	120	start	13.56	13.55996	-0.000267	± 0.01 %
		2mins	13.56	13.55996	-0.000267	
		5mins	13.56	13.55996	-0.000267	
		10mins	13.56	13.55996	-0.000267	
20	138	start	13.56	13.55996	-0.000265	± 0.01 %
		2mins	13.56	13.55996	-0.000265	
		5mins	13.56	13.55996	-0.000265	
		10mins	13.56	13.55996	-0.000265	
20	102	start	13.56	13.55996	-0.000320	± 0.01 %
		2mins	13.56	13.55996	-0.000320	
		5mins	13.56	13.55996	-0.000320	
		10mins	13.56	13.55996	-0.000320	
50	120	start	13.56	13.55993	-0.000480	± 0.01 %
		2mins	13.56	13.55993	-0.000480	
		5mins	13.56	13.55993	-0.000480	
		10mins	13.56	13.55993	-0.000480	
40	120	start	13.56	13.55994	-0.000475	± 0.01 %
		2mins	13.56	13.55994	-0.000475	
		5mins	13.56	13.55994	-0.000475	
		10mins	13.56	13.55994	-0.000475	
30	120	start	13.56	13.55995	-0.000338	± 0.01 %
		2mins	13.56	13.55995	-0.000338	
		5mins	13.56	13.55995	-0.000338	
		10mins	13.56	13.55995	-0.000338	

10	120	start	13.56	13.55997	-0.000221	± 0.01 %
		2mins	13.56	13.55997	-0.000221	
		5mins	13.56	13.55997	-0.000221	
		10mins	13.56	13.55997	-0.000221	
0	120	start	13.56	13.55999	-0.000111	± 0.01 %
		2mins	13.56	13.55999	-0.000111	
		5mins	13.56	13.55999	-0.000111	
		10mins	13.56	13.55999	-0.000111	
-10	120	start	13.56	13.56002	0.000147	± 0.01 %
		2mins	13.56	13.56002	0.000147	
		5mins	13.56	13.56002	0.000147	
		10mins	13.56	13.56002	0.000147	
-20	120	start	13.56	13.56007	0.000480	± 0.01 %
		2mins	13.56	13.56007	0.000480	
		5mins	13.56	13.56007	0.000480	
		10mins	13.56	13.56007	0.000480	

### Appendix C. Test Result of Field Strength of Fundamental Emissions and Spectrum Mask





### Appendix D. Test Result of Radiated Emission

