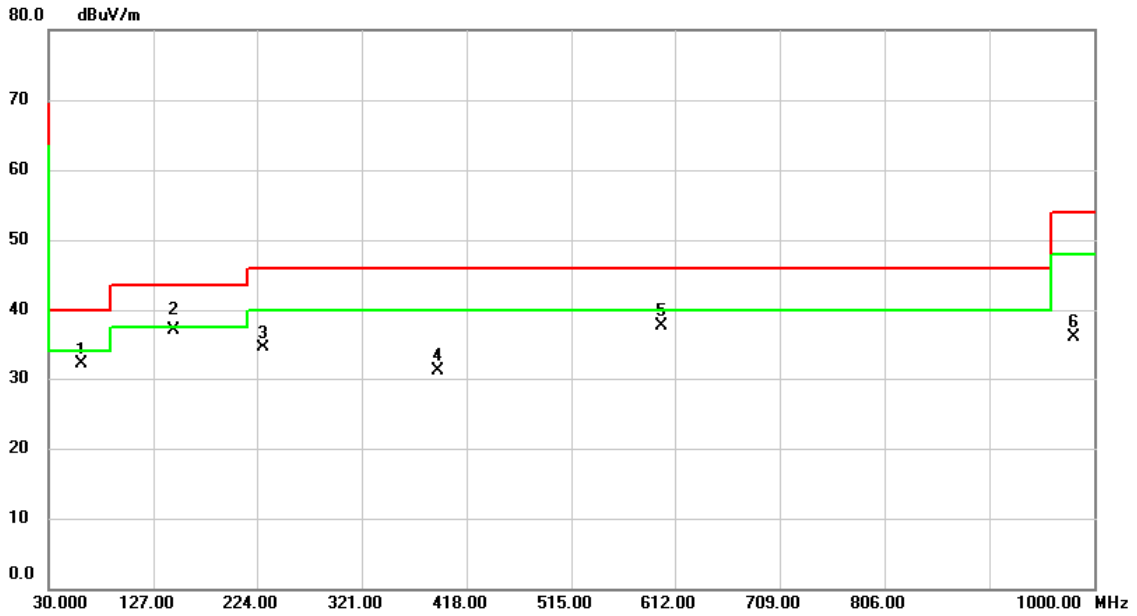


Test Mode: UnII-2C/TX AC80 Mode 5610MHz+ VESA Docking

Horizontal

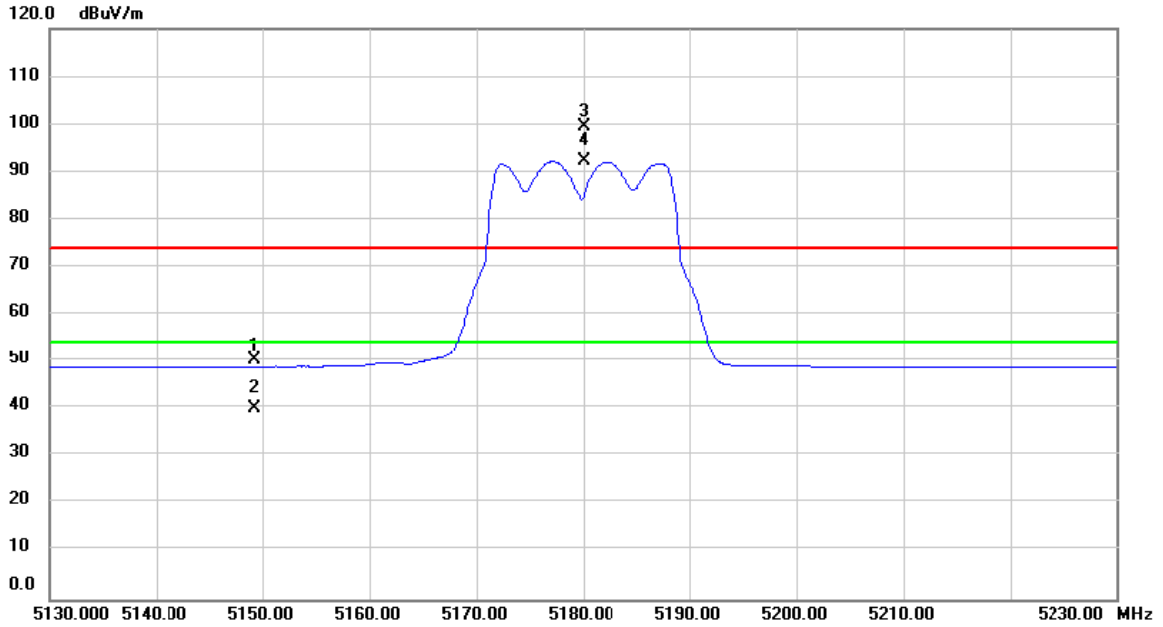


No.	Mk.	Freq. MHz	Reading Level dBuV	Correct Factor dB	Measure- ment dBuV/m	Limit dBuV/m	Over dB	Detector	Comment
1		59.9406	40.71	-8.69	32.02	40.00	-7.98	peak	
2	*	146.2383	45.58	-8.55	37.03	43.50	-6.47	QP	
3		230.0786	44.82	-10.36	34.46	46.00	-11.54	peak	
4		391.3250	36.07	-5.06	31.01	46.00	-14.99	peak	
5		600.0043	38.35	-0.63	37.72	46.00	-8.28	peak	
6		981.8933	30.67	5.49	36.16	54.00	-17.84	peak	

## **APPENDIX D - RADIATED EMISSION (ABOVE 1000MHZ)**

Test Mode	UNII-1/ TX A Mode 5180MHz	Polarization	Vertical
-----------	---------------------------	--------------	----------

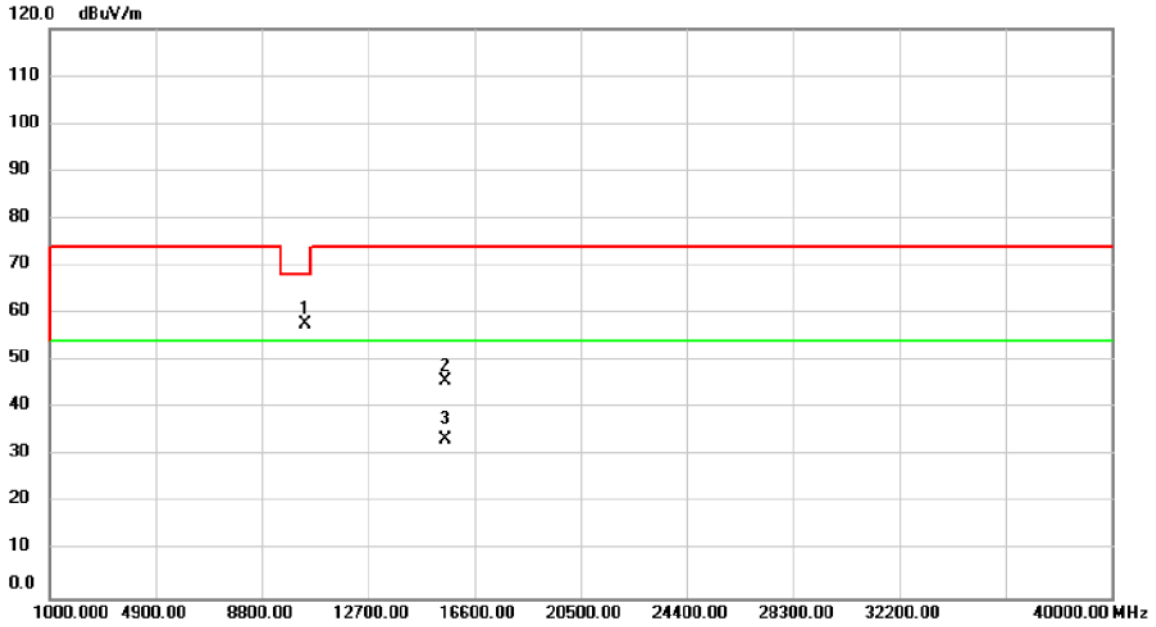
Orthogonal Axis: Z



No.	Mk.	Freq. MHz	Reading Level dBuV	Correct Factor dB	Measure- ment dBuV/m	Limit dBuV/m	Over dB	Detector	Comment
1		5149.280	12.64	37.54	50.18	74.00	-23.82	peak	
2		5149.280	2.43	37.54	39.97	54.00	-14.03	AVG	
3	X	5180.000	61.94	37.58	99.52	74.00	25.52	peak	No Limit
4	*	5180.000	54.61	37.58	92.19	54.00	38.19	AVG	No Limit

Test Mode	UNII-1/ TX A Mode 5180MHz	Polarization	Vertical
-----------	---------------------------	--------------	----------

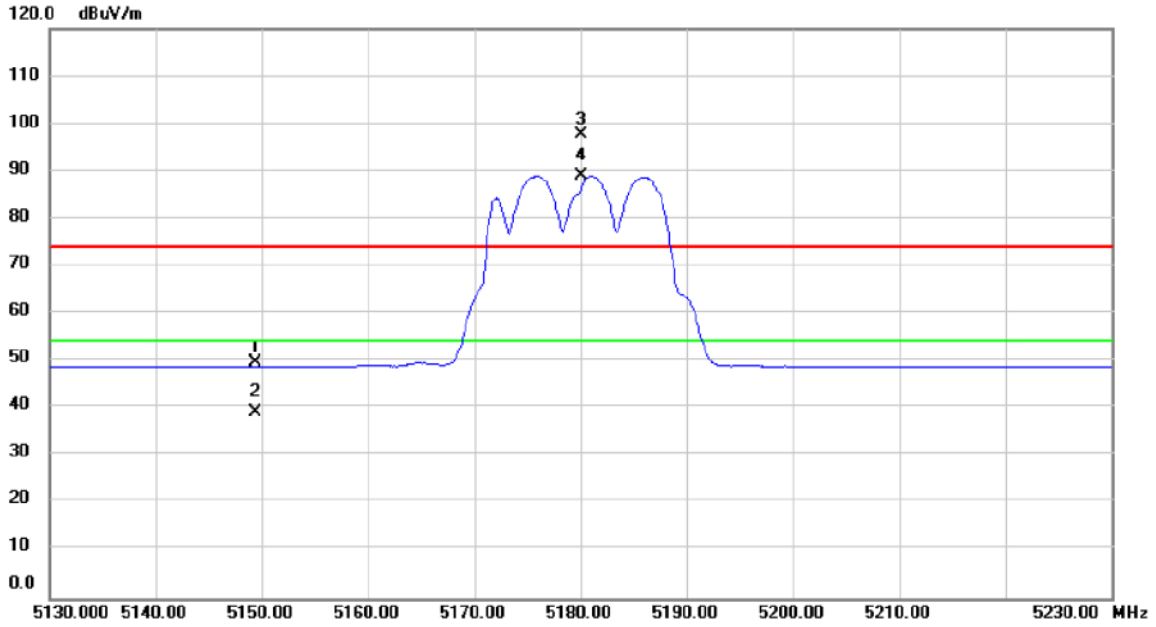
Orthogonal Axis: Z



No.	Mk.	Freq.	Reading Level	Correct Factor	Measurement	Limit	Over	Detector	Comment
		MHz	dBuV	dB	dBuV/m	dBuV/m	dB		
1	*	10360.00	55.86	1.92	57.78	68.20	-10.42	peak	
2		15540.00	40.59	5.20	45.79	74.00	-28.21	peak	
3		15540.00	28.24	5.20	33.44	54.00	-20.56	AVG	

Test Mode	UNII-1/ TX A Mode 5180MHz	Polarization	Horizontal
-----------	---------------------------	--------------	------------

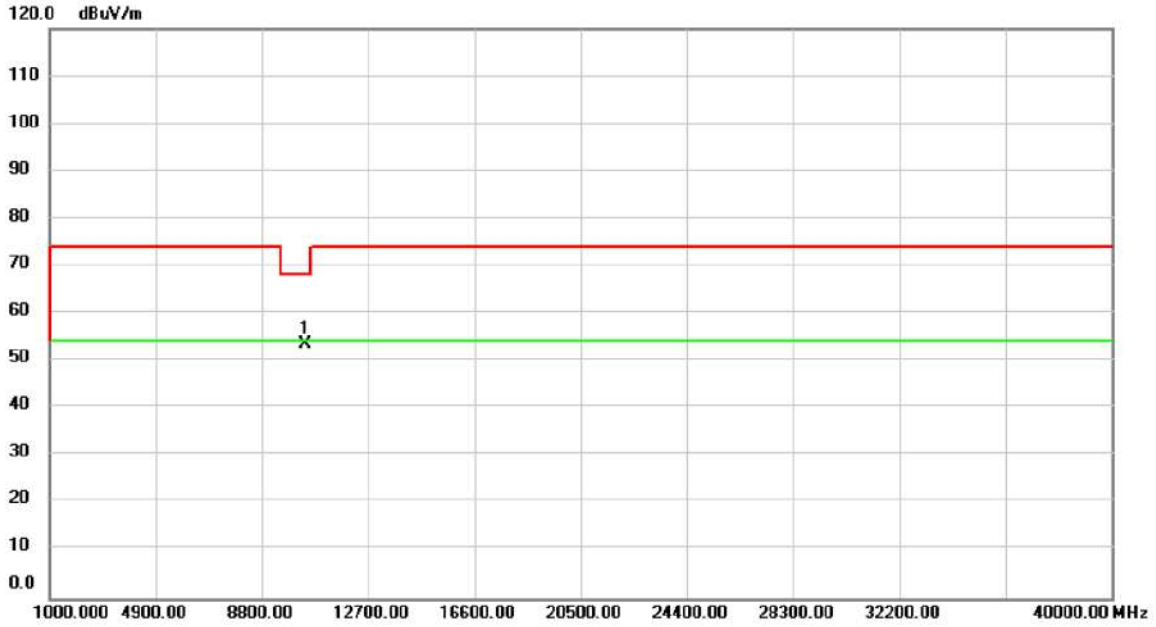
Orthogonal Axis: Z



No. Mk.	Freq. MHz	Reading Level dBuV	Correct Factor dB	Measure- ment dBuV/m	Limit dBuV/m	Over dB	Detector	Comment
1	5149.400	12.03	37.54	49.57	74.00	-24.43	peak	
2	5149.400	1.75	37.54	39.29	54.00	-14.71	AVG	
3 X	5180.000	59.94	37.58	97.52	74.00	23.52	peak	No Limit
4 *	5180.000	51.42	37.58	89.00	54.00	35.00	AVG	No Limit

Test Mode	UNII-1/ TX A Mode 5180MHz	Polarization	Horizontal
-----------	---------------------------	--------------	------------

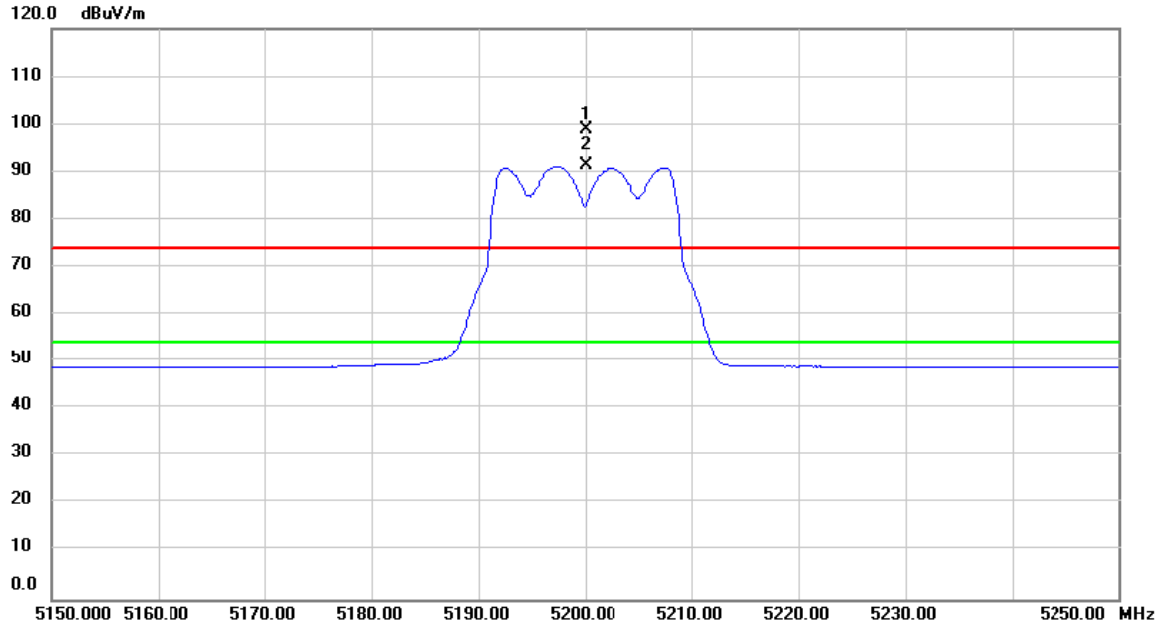
Orthogonal Axis: Z



No.	Mk.	Freq.	Reading Level	Correct Factor	Measurement	Limit	Over	Detector	Comment
		MHz	dBuV	dB	dBuV/m	dBuV/m	dB		
1	*	10360.00	51.67	1.92	53.59	68.20	-14.61	peak	

Test Mode	UNII-1/ TX A Mode 5200MHz	Polarization	Vertical
-----------	---------------------------	--------------	----------

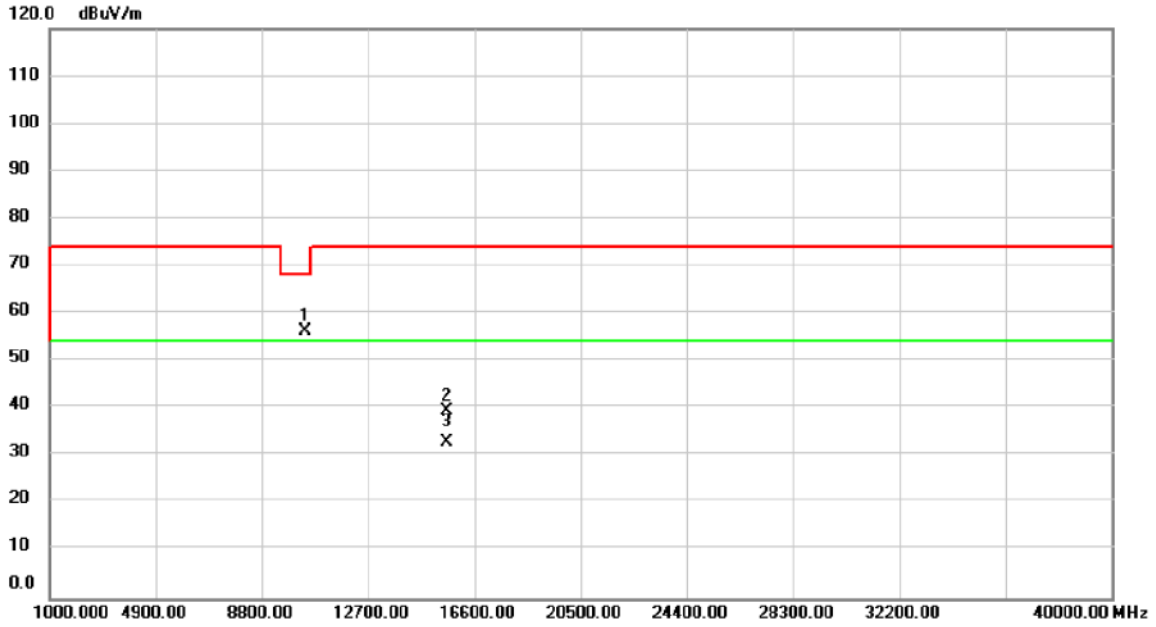
Orthogonal Axis: Z



No.	Mk.	Freq.	Reading Level	Correct Factor	Measurement	Limit	Over	Detector	Comment
		MHz	dBuV	dB	dBuV/m	dBuV/m	dB		
1	X	5200.000	61.24	37.60	98.84	74.00	24.84	peak	No Limit
2	*	5200.000	53.63	37.60	91.23	54.00	37.23	AVG	No Limit

Test Mode	UNII-1/ TX A Mode 5200MHz	Polarization	Vertical
-----------	---------------------------	--------------	----------

Orthogonal Axis: Z

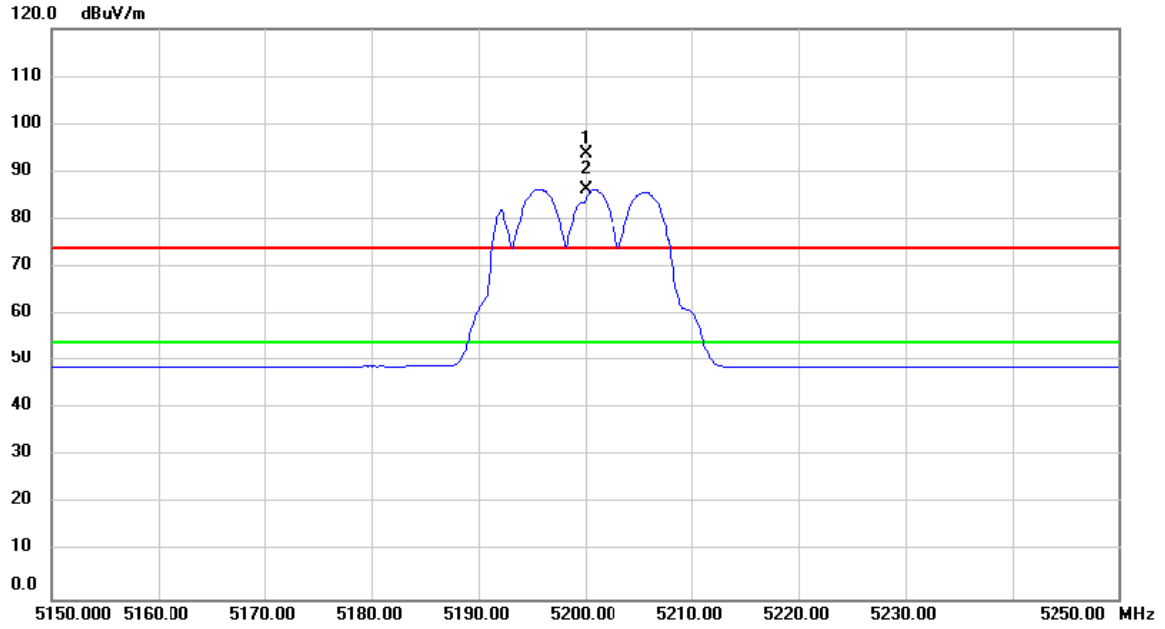


No.	Mk.	Freq.	Reading Level	Correct Factor	Measurement	Limit	Over	Detector	Comment
		MHz	dBuV	dB	dBuV/m	dBuV/m	dB		
1	*	10400.00	53.01	3.30	56.31	68.20	-11.89	peak	
2		15600.00	32.52	7.04	39.56	74.00	-34.44	peak	
3		15600.00	25.66	7.04	32.70	54.00	-21.30	AVG	



Test Mode	UNII-1/ TX A Mode 5200MHz	Polarization	Horizontal
-----------	---------------------------	--------------	------------

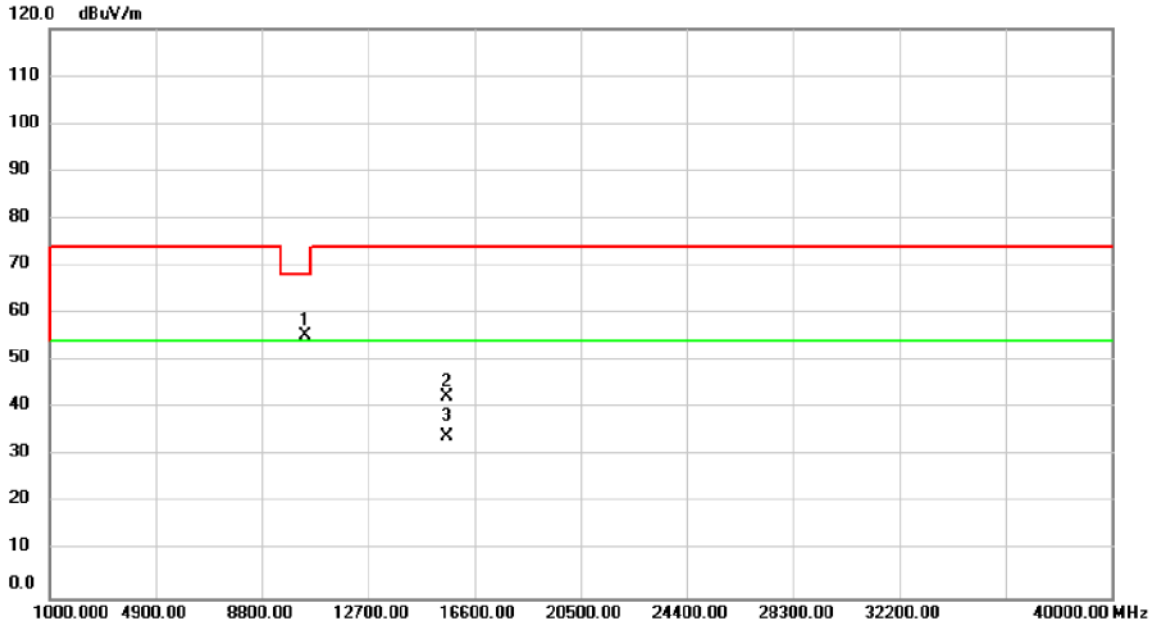
**Orthogonal Axis: Z**



No.	Mk.	Freq.	Reading Level	Correct Factor	Measurement	Limit	Over	Detector	Comment
		MHz	dBuV	dB	dBuV/m	dBuV/m	dB		
1	X	5200.000	56.01	37.60	93.61	74.00	19.61	peak	No Limit
2	*	5200.000	48.77	37.60	86.37	54.00	32.37	AVG	No Limit

Test Mode	UNII-1/ TX A Mode 5200MHz	Polarization	Horizontal
-----------	---------------------------	--------------	------------

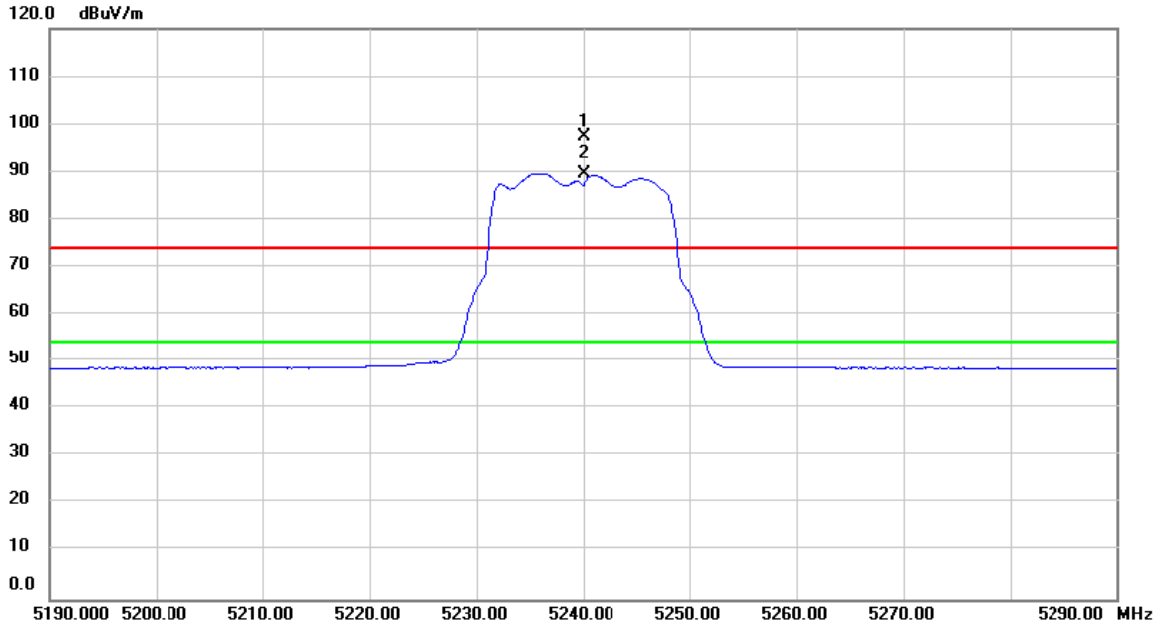
Orthogonal Axis: Z



No.	Mk.	Freq.	Reading Level	Correct Factor	Measurement	Limit	Over	Detector	Comment
		MHz	dBuV	dB	dBuV/m	dBuV/m	dB		
1	*	10400.00	52.07	3.30	55.37	68.20	-12.83	peak	
2		15600.00	35.37	7.04	42.41	74.00	-31.59	peak	
3		15600.00	26.95	7.04	33.99	54.00	-20.01	AVG	

Test Mode	UNII-1/ TX A Mode 5240MHz	Polarization	Vertical
-----------	---------------------------	--------------	----------

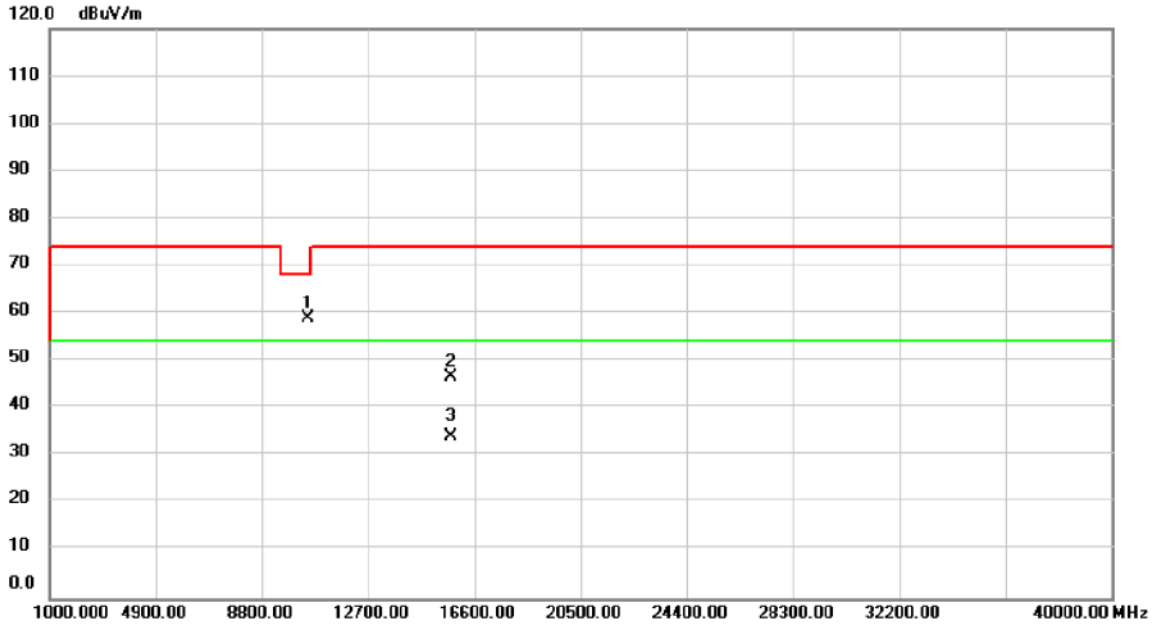
**Orthogonal Axis: Z**



No.	Mk.	Freq. MHz	Reading Level dBuV	Correct Factor dB	Measure- ment dBuV/m	Limit dBuV/m	Over dB	Detector	Comment
1	X	5240.000	59.81	37.64	97.45	74.00	23.45	peak	No Limit
2	*	5240.000	52.05	37.64	89.69	54.00	35.69	AVG	No Limit

Test Mode	UNII-1/ TX A Mode 5240MHz	Polarization	Vertical
-----------	---------------------------	--------------	----------

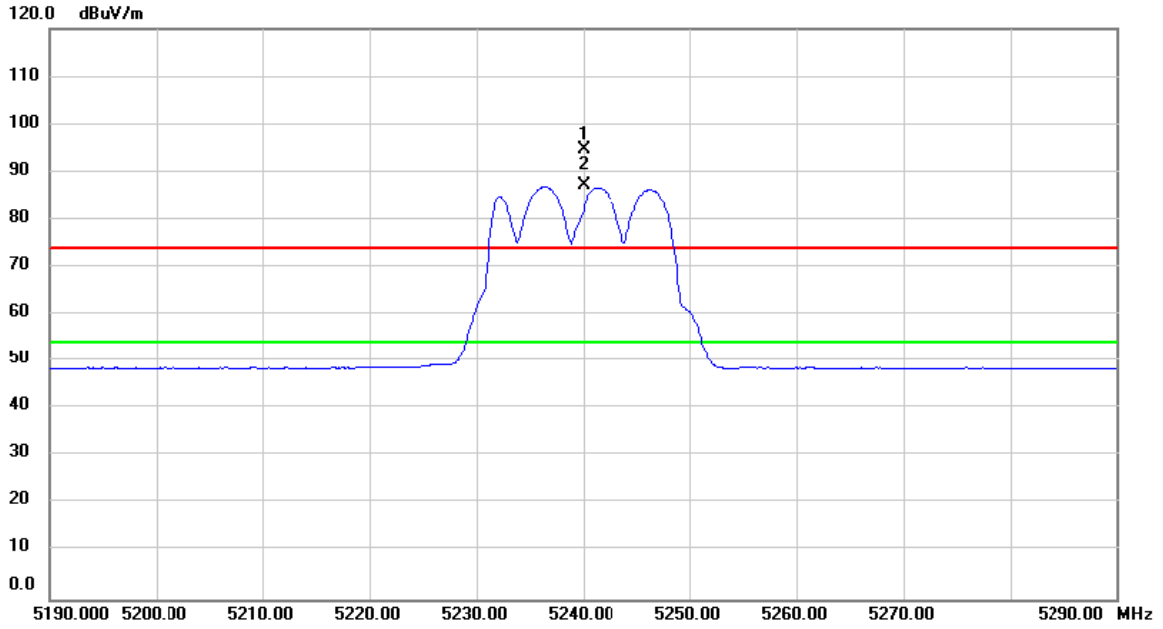
Orthogonal Axis: Z



No.	Mk.	Freq.	Reading Level	Correct Factor	Measurement	Limit	Over	Detector	Comment
		MHz	dBuV	dB	dBuV/m	dBuV/m	dB		
1	*	10480.00	55.59	3.30	58.89	68.20	-9.31	peak	
2		15720.00	39.74	6.89	46.63	74.00	-27.37	peak	
3		15720.00	27.23	6.89	34.12	54.00	-19.88	AVG	

Test Mode	UNII-1/ TX A Mode 5240MHz	Polarization	Horizontal
-----------	---------------------------	--------------	------------

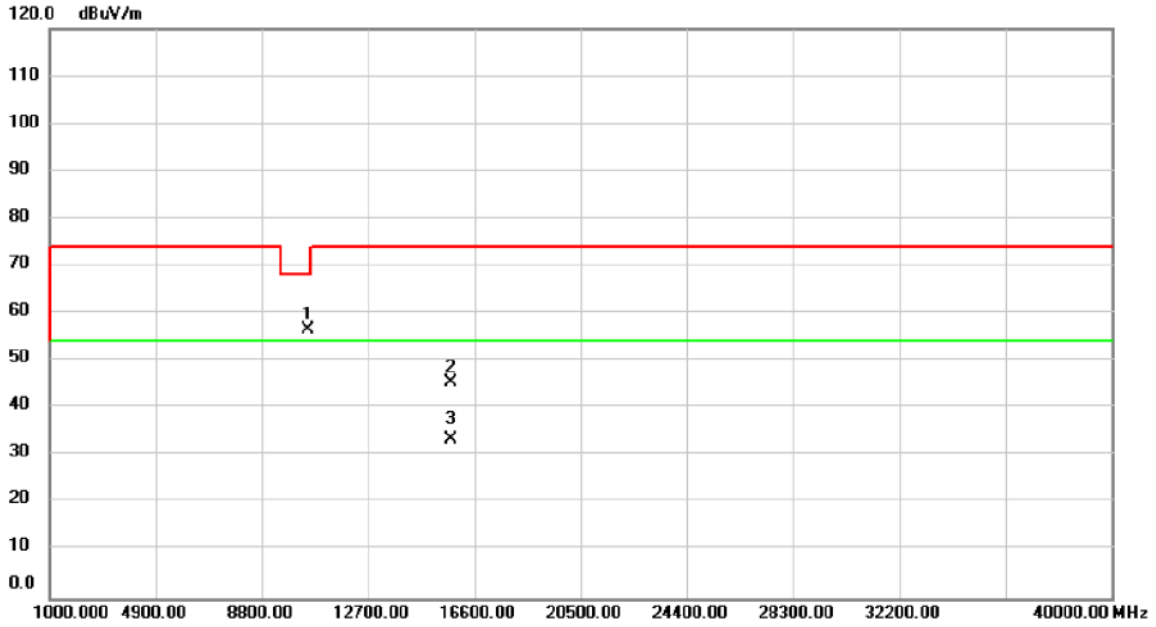
Orthogonal Axis: Z



No.	Mk.	Freq.	Reading Level	Correct Factor	Measurement	Limit	Over	Detector	Comment
		MHz	dBuV	dB	dBuV/m	dBuV/m	dB		
1	X	5240.000	56.89	37.64	94.53	74.00	20.53	peak	No Limit
2	*	5240.000	49.45	37.64	87.09	54.00	33.09	AVG	No Limit

Test Mode	UNII-1/ TX A Mode 5240MHz	Polarization	Horizontal
-----------	---------------------------	--------------	------------

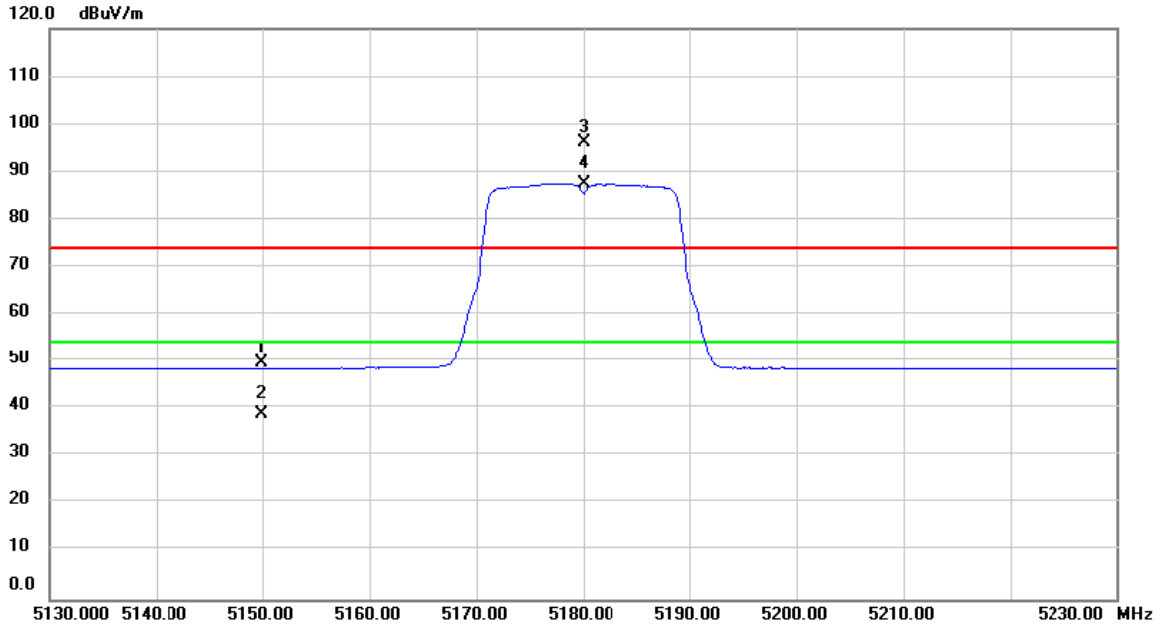
Orthogonal Axis: Z



No.	Mk.	Freq.	Reading Level	Correct Factor	Measurement	Limit	Over	Detector	Comment
		MHz	dBuV	dB	dBuV/m	dBuV/m	dB		
1	*	10480.00	53.39	3.30	56.69	68.20	-11.51	peak	
2		15720.00	38.52	6.89	45.41	74.00	-28.59	peak	
3		15720.00	26.66	6.89	33.55	54.00	-20.45	AVG	

Test Mode	UNII-1/ TX N20 Mode 5180MHz	Polarization	Vertical
-----------	-----------------------------	--------------	----------

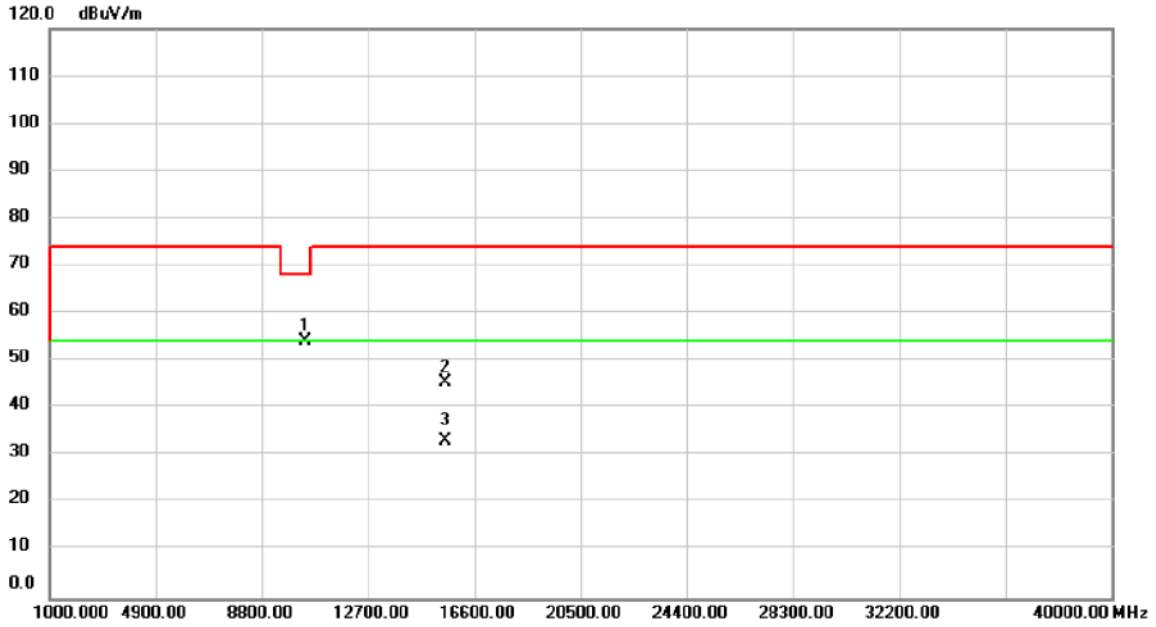
Orthogonal Axis: Z



No.	Mk.	Freq. MHz	Reading Level dBuV	Correct Factor dB	Measure- ment dBuV/m	Limit dBuV/m	Over dB	Detector	Comment
1		5149.940	12.24	37.54	49.78	74.00	-24.22	peak	
2		5149.940	1.43	37.54	38.97	54.00	-15.03	AVG	
3	X	5180.000	58.62	37.58	96.20	74.00	22.20	peak	No Limit
4	*	5180.000	49.92	37.58	87.50	54.00	33.50	AVG	No Limit

Test Mode	UNII-1/ TX N20 Mode 5180MHz	Polarization	Vertical
-----------	-----------------------------	--------------	----------

Orthogonal Axis: Z

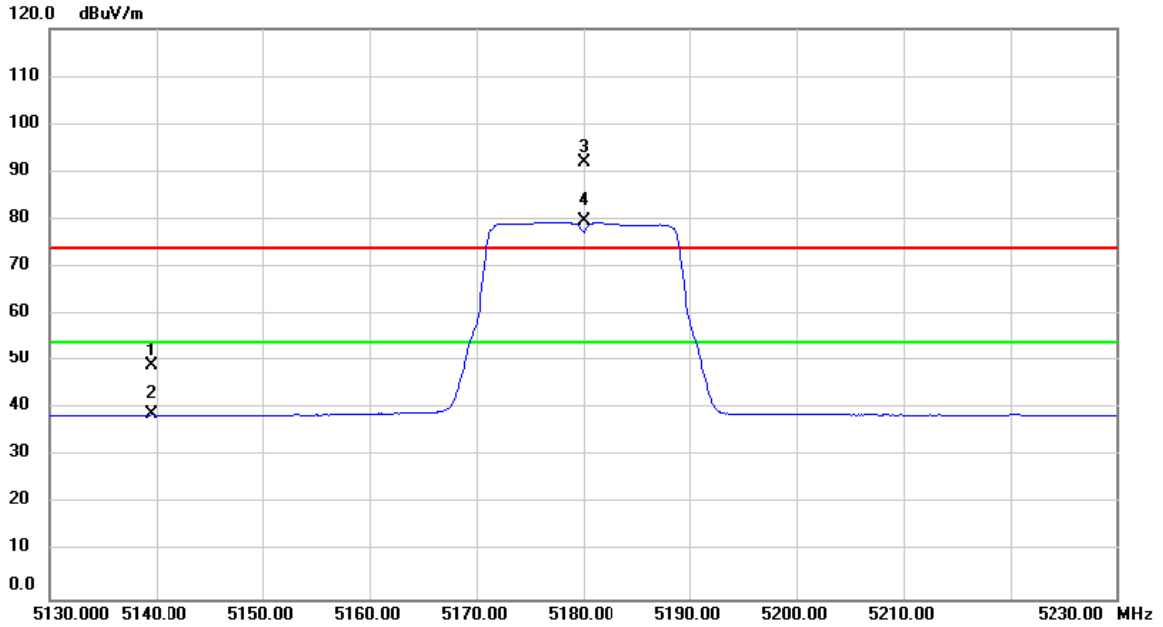


No.	Mk.	Freq.	Reading Level	Correct Factor	Measurement	Limit	Over	Detector	Comment
		MHz	dBuV	dB	dBuV/m	dBuV/m	dB		
1	*	10360.00	50.89	3.28	54.17	68.20	-14.03	peak	
2		15540.00	38.40	7.11	45.51	74.00	-28.49	peak	
3		15540.00	25.98	7.11	33.09	54.00	-20.91	AVG	



Test Mode	UNII-1/ TX N20 Mode 5180MHz	Polarization	Horizontal
-----------	-----------------------------	--------------	------------

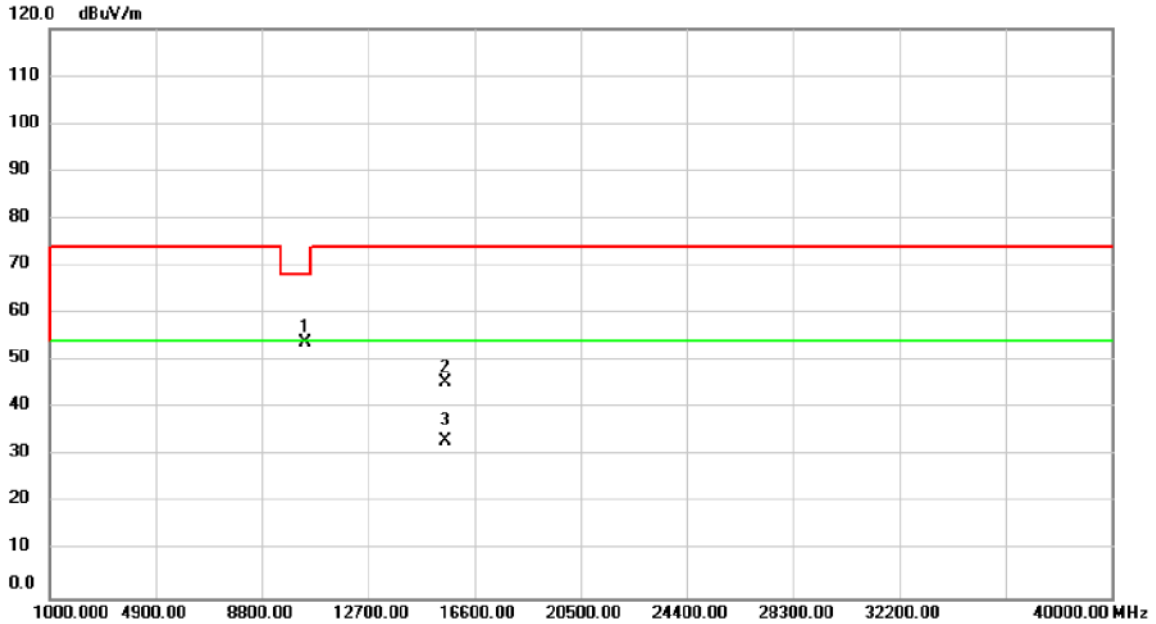
Orthogonal Axis: Z



No.	Mk.	Freq. MHz	Reading Level dBuV	Correct Factor dB	Measure- ment dBuV/m	Limit dBuV/m	Over dB	Detector	Comment
1		5139.580	11.50	37.53	49.03	74.00	-24.97	peak	
2		5139.580	1.29	37.53	38.82	54.00	-15.18	AVG	
3	X	5180.000	54.27	37.58	91.85	74.00	17.85	peak	No Limit
4	*	5180.000	42.10	37.58	79.68	54.00	25.68	AVG	No Limit

Test Mode	UNII-1/ TX N20 Mode 5180MHz	Polarization	Horizontal
-----------	-----------------------------	--------------	------------

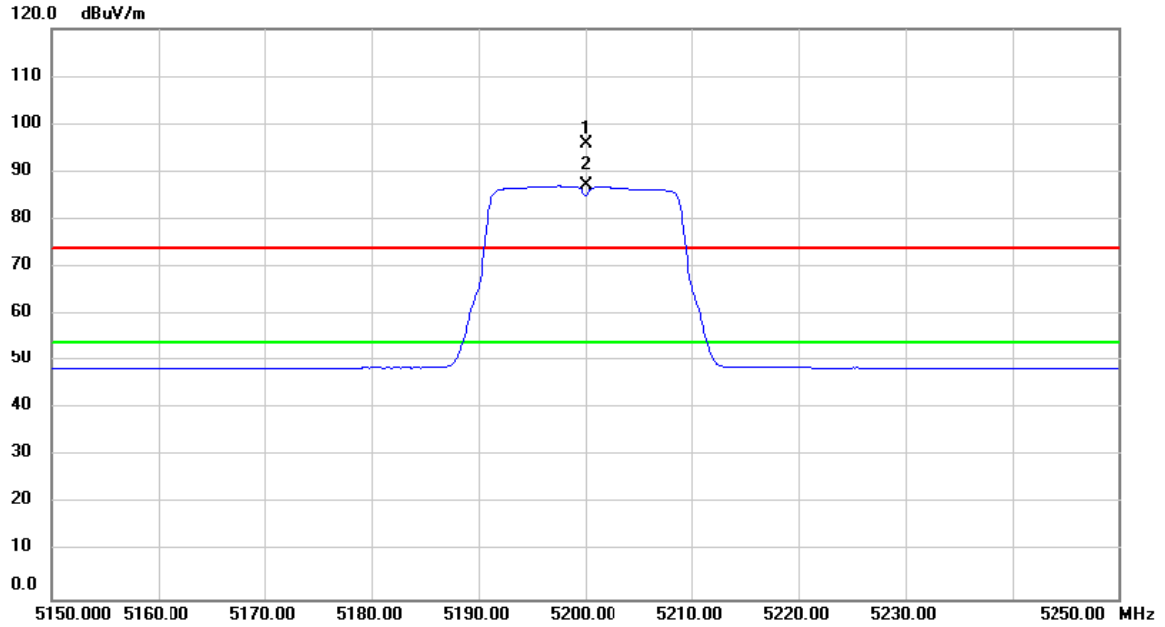
Orthogonal Axis: Z



No.	Mk.	Freq.	Reading Level	Correct Factor	Measurement	Limit	Over	Detector	Comment
		MHz	dBuV	dB	dBuV/m	dBuV/m	dB		
1	*	10360.00	50.49	3.28	53.77	68.20	-14.43	peak	
2		15540.00	38.40	7.11	45.51	74.00	-28.49	peak	
3		15545.00	26.08	7.11	33.19	54.00	-20.81	AVG	

Test Mode	UNII-1/ TX N20 Mode 5200MHz	Polarization	Vertical
-----------	-----------------------------	--------------	----------

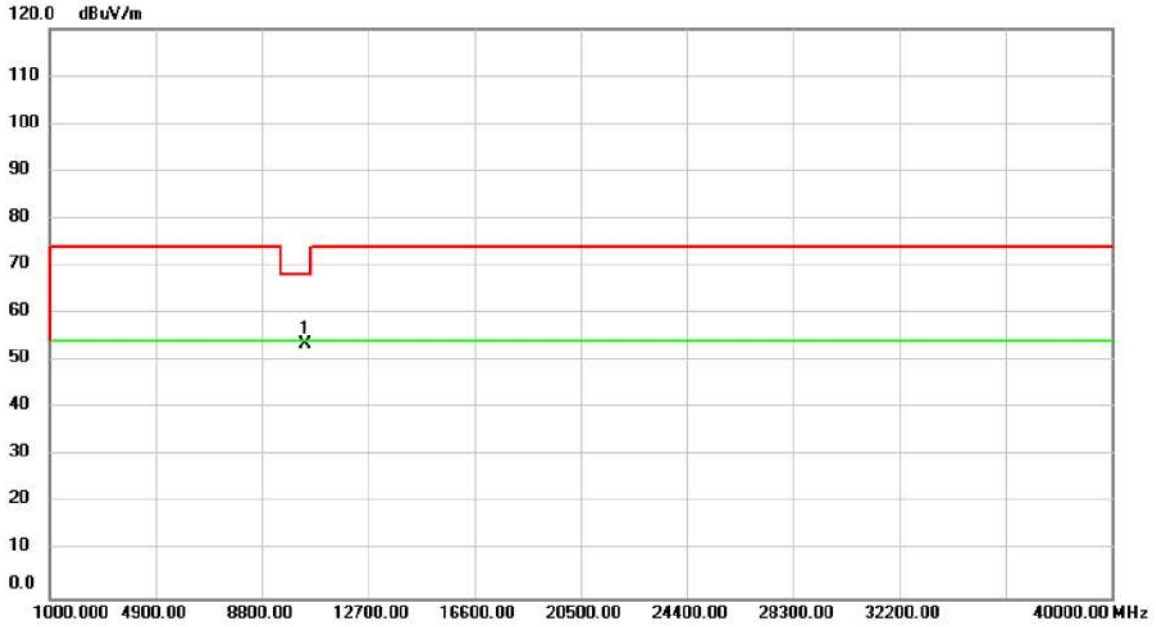
**Orthogonal Axis: Z**



No.	Mk.	Freq. MHz	Reading Level dBuV	Correct Factor dB	Measure- ment dBuV/m	Limit dBuV/m	Over dB	Detector	Comment
1	X	5200.000	58.16	37.60	95.76	74.00	21.76	peak	No Limit
2	*	5200.000	49.43	37.60	87.03	54.00	33.03	AVG	No Limit

Test Mode	UNII-1/ TX N20 Mode 5200MHz	Polarization	Vertical
-----------	-----------------------------	--------------	----------

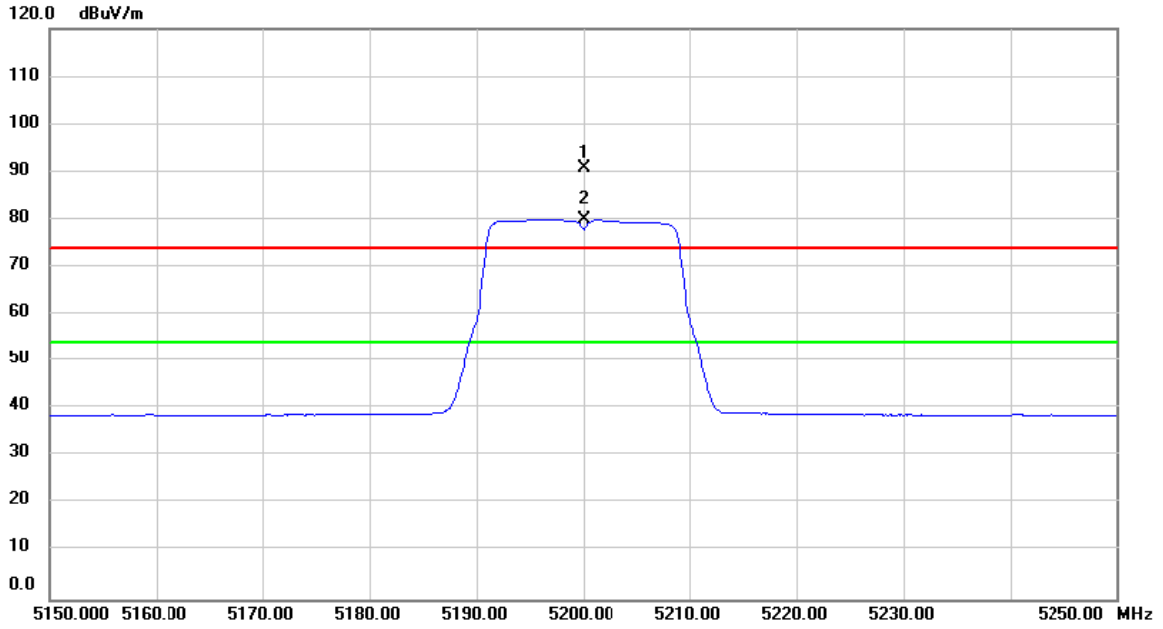
Orthogonal Axis: Z



No.	Mk.	Freq.	Reading Level	Correct Factor	Measurement	Limit	Over	Detector	Comment
		MHz	dBuV	dB	dBuV/m	dBuV/m	dB		
1	*	10400.00	50.15	3.30	53.45	68.20	-14.75	peak	

Test Mode	UNII-1/ TX N20 Mode 5200MHz	Polarization	Horizontal
-----------	-----------------------------	--------------	------------

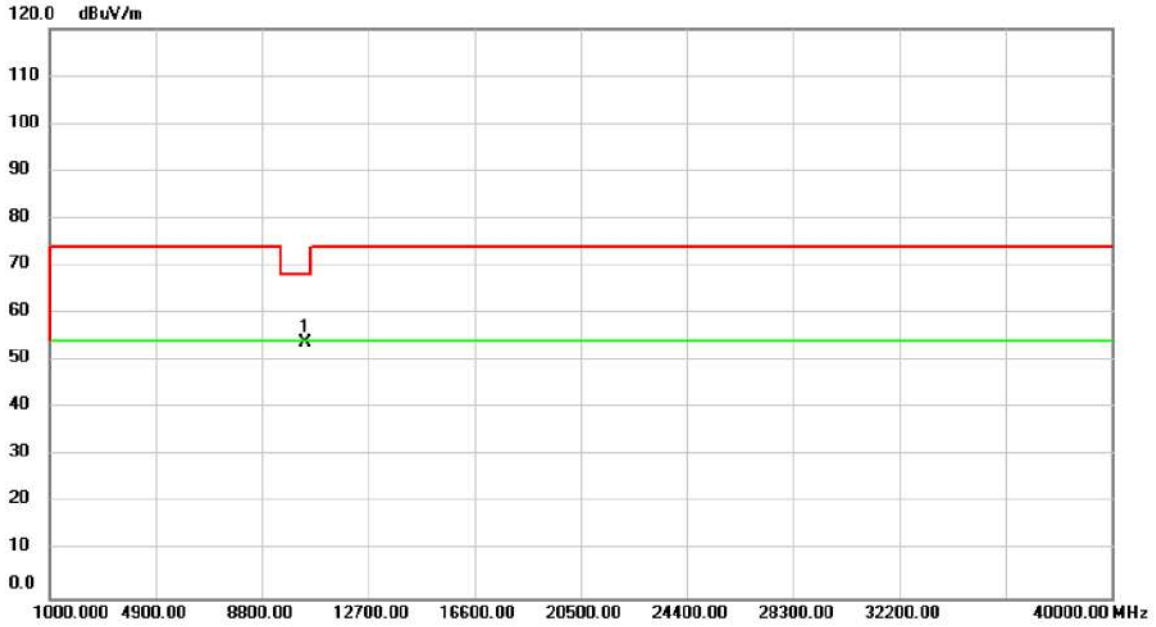
Orthogonal Axis: Z



No.	Mk.	Freq. MHz	Reading Level dBuV	Correct Factor dB	Measure- ment dBuV/m	Limit dBuV/m	Over dB	Detector	Comment
1	X	5200.000	53.13	37.60	90.73	74.00	16.73	peak	No Limit
2	*	5200.000	42.46	37.60	80.06	54.00	26.06	AVG	No Limit

Test Mode	UNII-1/ TX N20 Mode 5200MHz	Polarization	Horizontal
-----------	-----------------------------	--------------	------------

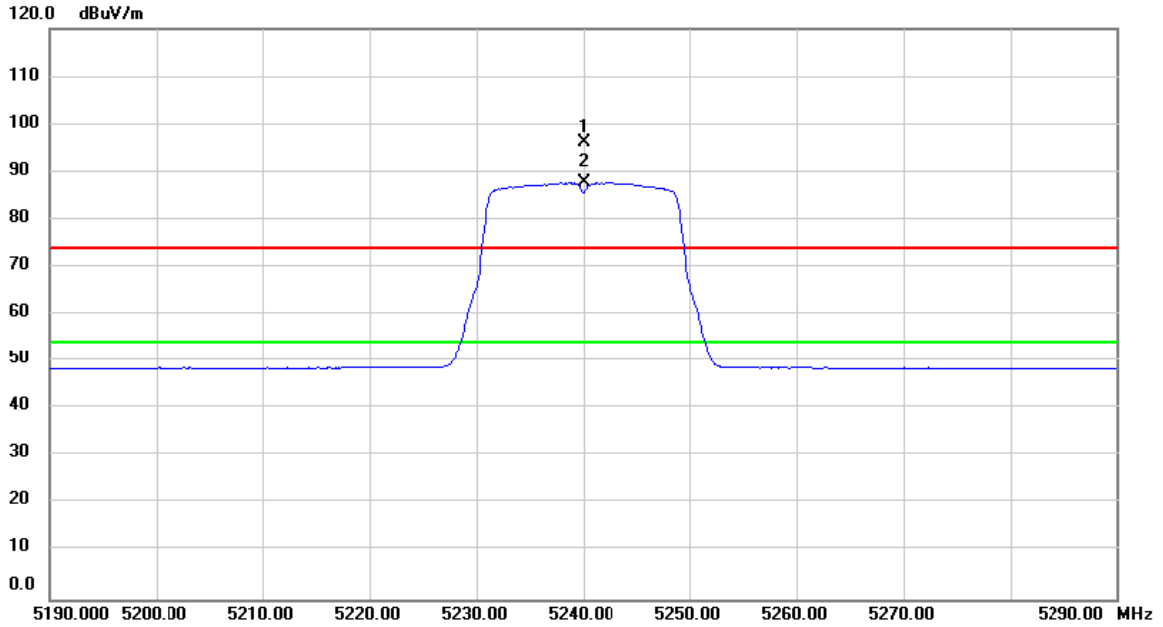
Orthogonal Axis: Z



No.	Mk.	Freq.	Reading Level	Correct Factor	Measurement	Limit	Over	Detector	Comment
		MHz	dBuV	dB	dBuV/m	dBuV/m	dB		
1	*	10400.00	50.55	3.30	53.85	68.20	-14.35	peak	

Test Mode	UNII-1/ TX N20 Mode 5240MHz	Polarization	Vertical
-----------	-----------------------------	--------------	----------

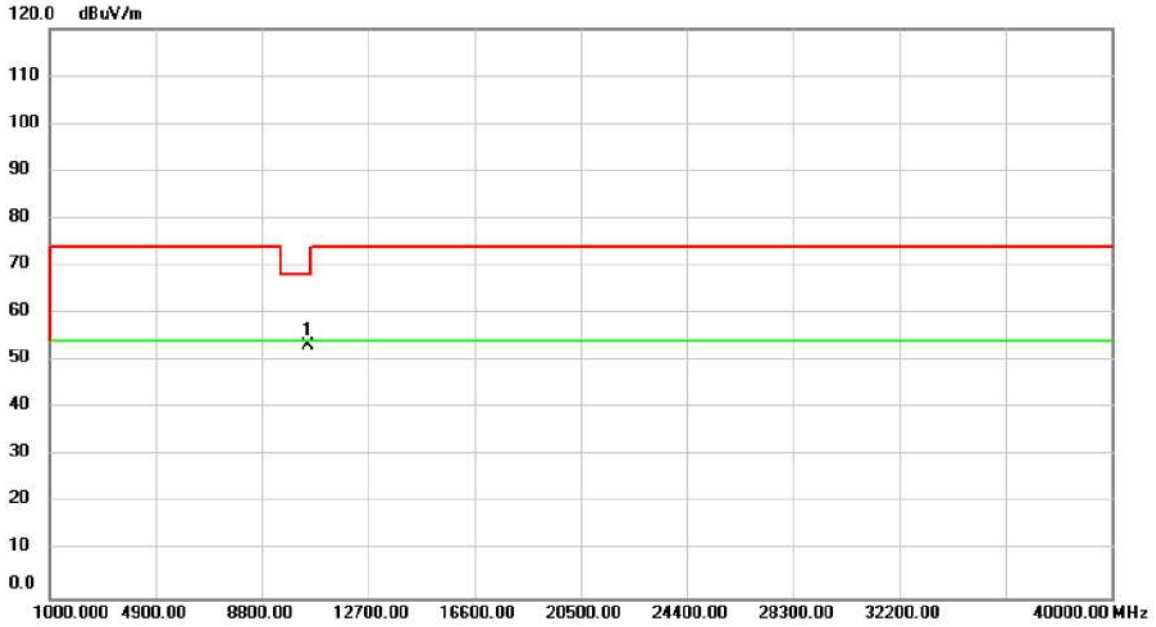
Orthogonal Axis: Z



No.	Mk.	Freq.	Reading Level	Correct Factor	Measurement	Limit	Over	Detector	Comment
		MHz	dBuV	dB	dBuV/m	dBuV/m	dB		
1	X	5240.000	58.38	37.64	96.02	74.00	22.02	peak	No Limit
2	*	5240.000	50.06	37.64	87.70	54.00	33.70	AVG	No Limit

Test Mode	UNII-1/ TX N20 Mode 5240MHz	Polarization	Vertical
-----------	-----------------------------	--------------	----------

Orthogonal Axis: Z

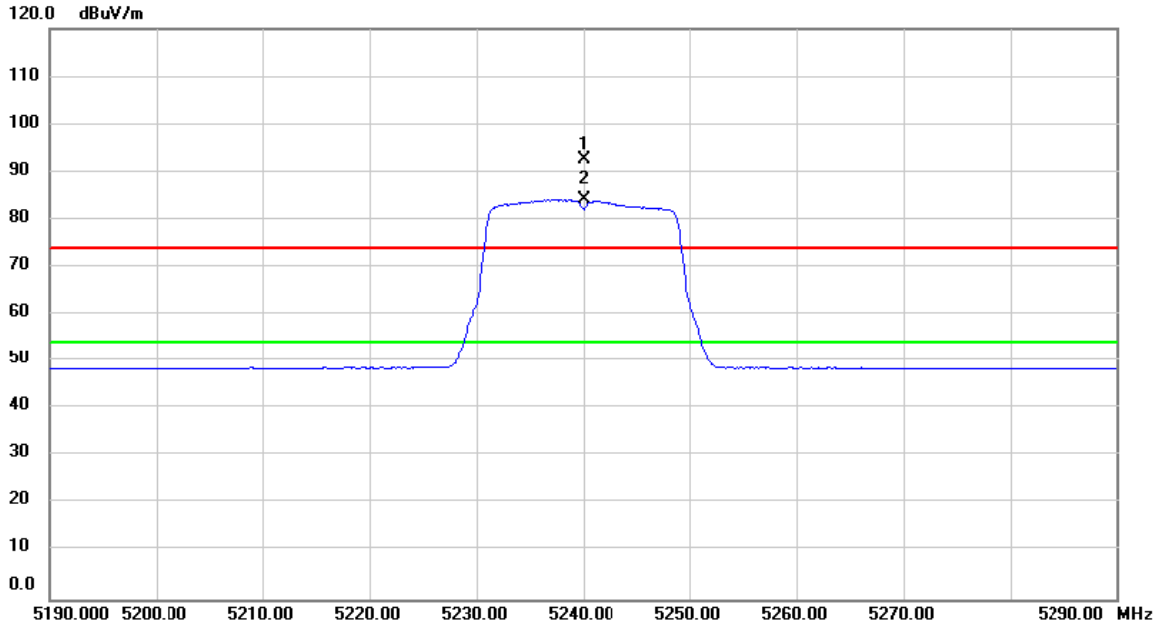


No.	Mk.	Freq.	Reading Level	Correct Factor	Measurement	Limit	Over	Detector	Comment
		MHz	dBuV	dB	dBuV/m	dBuV/m	dB		
1	*	10480.00	49.84	3.30	53.14	68.20	-15.06	peak	



Test Mode	UNII-1/ TX N20 Mode 5240MHz	Polarization	Horizontal
-----------	-----------------------------	--------------	------------

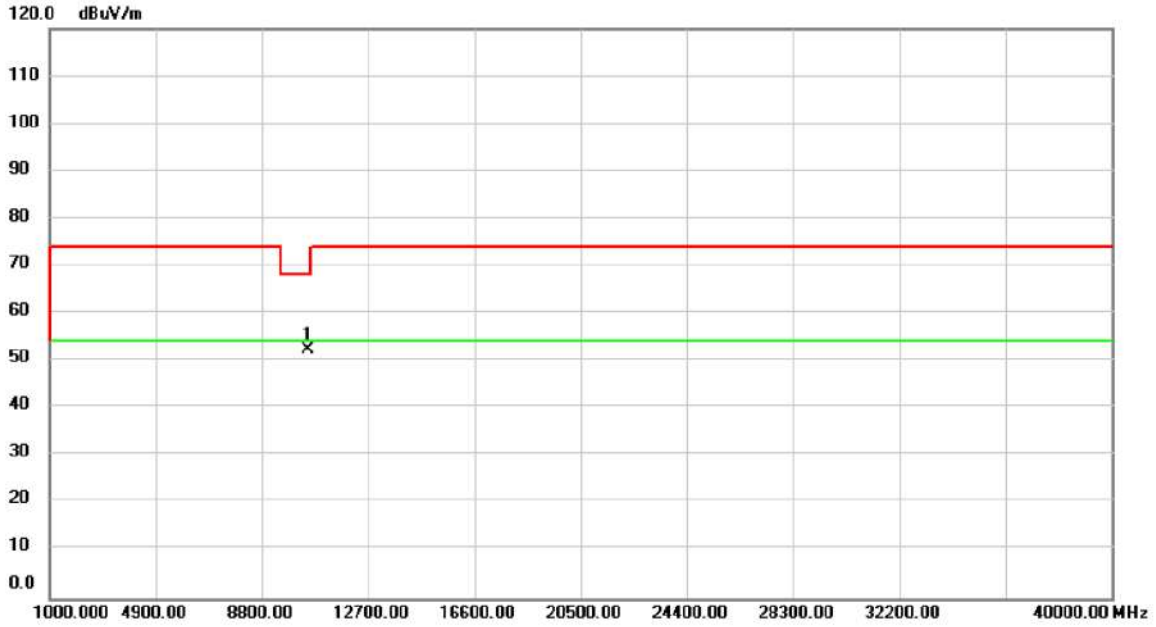
Orthogonal Axis: Z



No.	Mk.	Freq. MHz	Reading Level dBuV	Correct Factor dB	Measure- ment dBuV/m	Limit dBuV/m	Over dB	Detector	Comment
1	X	5240.000	54.79	37.64	92.43	74.00	18.43	peak	No Limit
2	*	5240.000	46.49	37.64	84.13	54.00	30.13	AVG	No Limit

Test Mode	UNII-1/ TX N20 Mode 5240MHz	Polarization	Horizontal
-----------	-----------------------------	--------------	------------

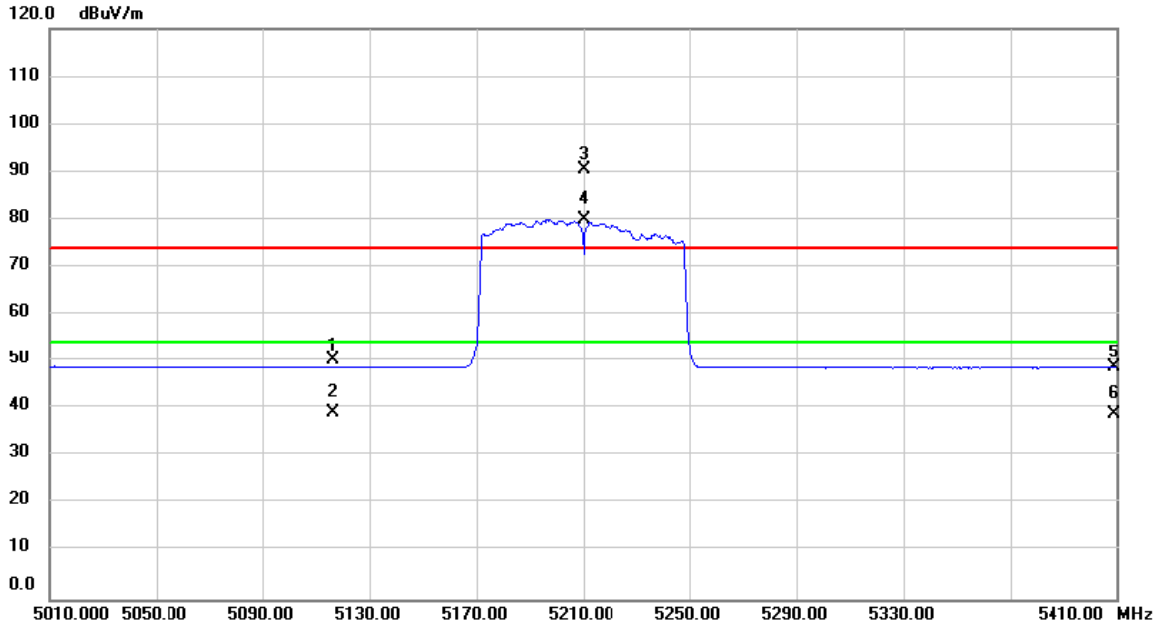
Orthogonal Axis: Z



No.	Mk.	Freq.	Reading Level	Correct Factor	Measurement	Limit	Over	Detector	Comment
		MHz	dBuV	dB	dBuV/m	dBuV/m	dB		
1	*	10480.00	48.97	3.30	52.27	68.20	-15.93	peak	

Test Mode	UNII-1/ TX AC80 Mode 5210MHz	Polarization	Vertical
-----------	------------------------------	--------------	----------

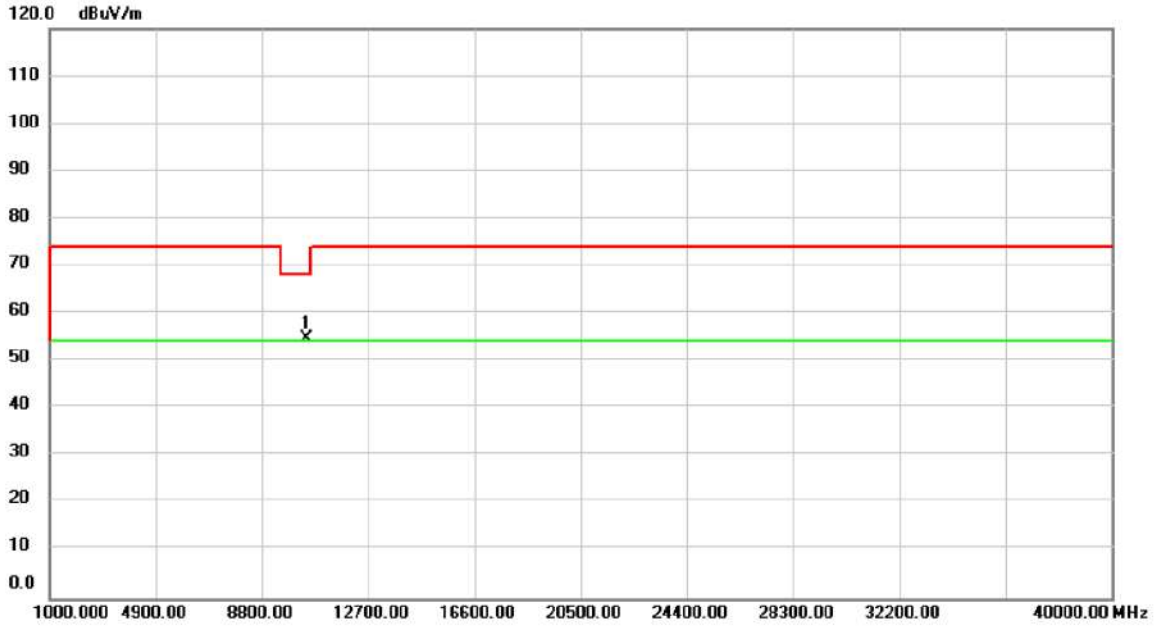
Orthogonal Axis: Z



No.	Mk.	Freq. MHz	Reading Level dBuV	Correct Factor dB	Measure- ment dBuV/m	Limit dBuV/m	Over dB	Detector	Comment
1		5116.400	12.70	37.51	50.21	74.00	-23.79	peak	
2		5116.400	1.66	37.51	39.17	54.00	-14.83	AVG	
3	X	5210.000	52.98	37.61	90.59	74.00	16.59	peak	No Limit
4	*	5210.000	42.38	37.61	79.99	54.00	25.99	AVG	No Limit
5		5409.100	10.84	37.83	48.67	74.00	-25.33	peak	
6		5409.100	1.02	37.83	38.85	54.00	-15.15	AVG	

Test Mode	UNII-1/ TX AC80 Mode 5210MHz	Polarization	Vertical
-----------	------------------------------	--------------	----------

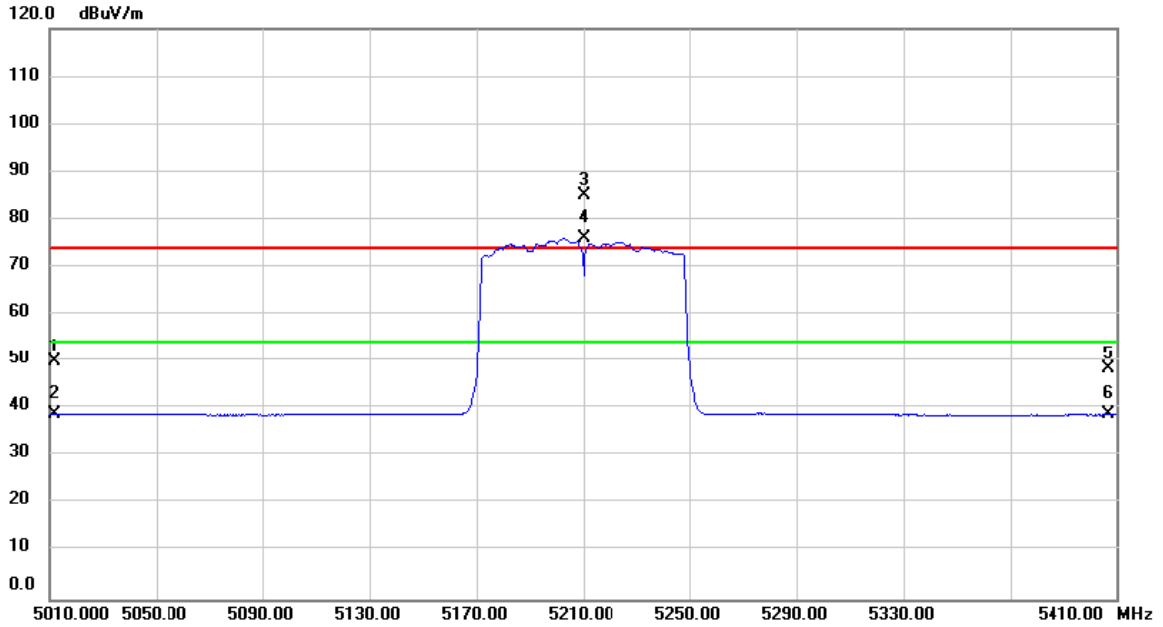
Orthogonal Axis: Z



No.	Mk.	Freq.	Reading Level	Correct Factor	Measurement	Limit	Over	Detector	Comment
		MHz	dBuV	dB	dBuV/m	dBuV/m	dB		
1	*	10420.00	51.56	3.30	54.86	68.20	-13.34	peak	

Test Mode	UNII-1/ TX AC80 Mode 5210MHz	Polarization	Horizontal
-----------	------------------------------	--------------	------------

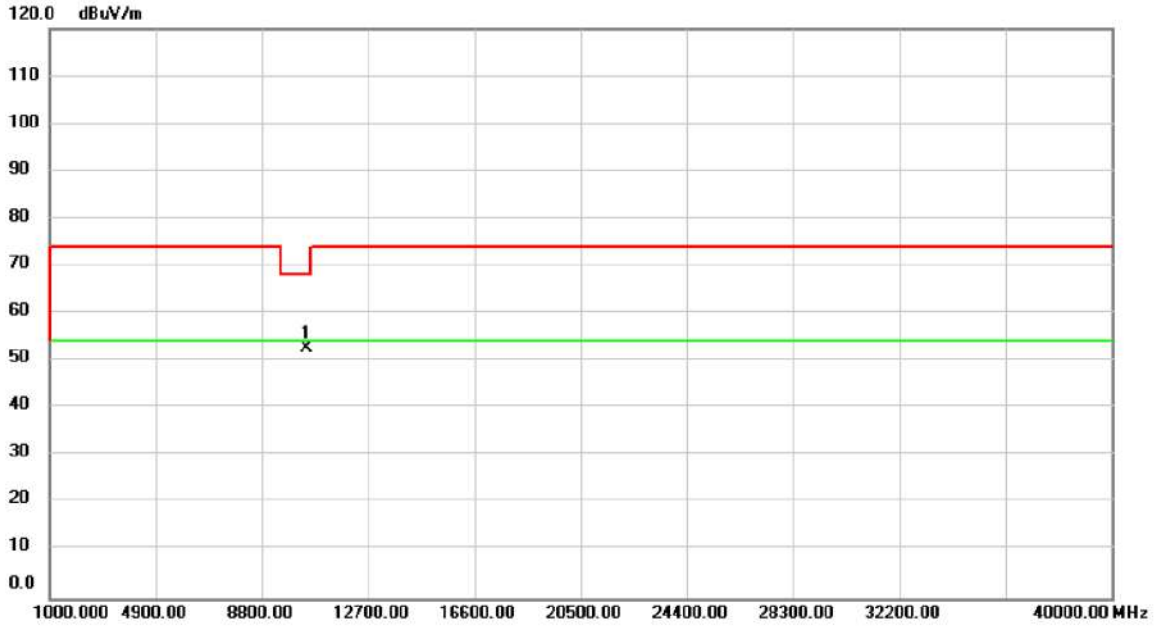
Orthogonal Axis: Z



No.	Mk.	Freq. MHz	Reading Level dBuV	Correct Factor dB	Measure- ment dBuV/m	Limit dBuV/m	Over dB	Detector	Comment
1		5011.820	12.62	37.40	50.02	74.00	-23.98	peak	
2		5011.820	1.51	37.40	38.91	54.00	-15.09	AVG	
3	X	5210.000	47.41	37.61	85.02	74.00	11.02	peak	No Limit
4	*	5210.000	38.45	37.61	76.06	54.00	22.06	AVG	No Limit
5		5406.880	10.68	37.82	48.50	74.00	-25.50	peak	
6		5406.880	1.02	37.82	38.84	54.00	-15.16	AVG	

Test Mode	UNII-1/ TX AC80 Mode 5210MHz	Polarization	Horizontal
-----------	------------------------------	--------------	------------

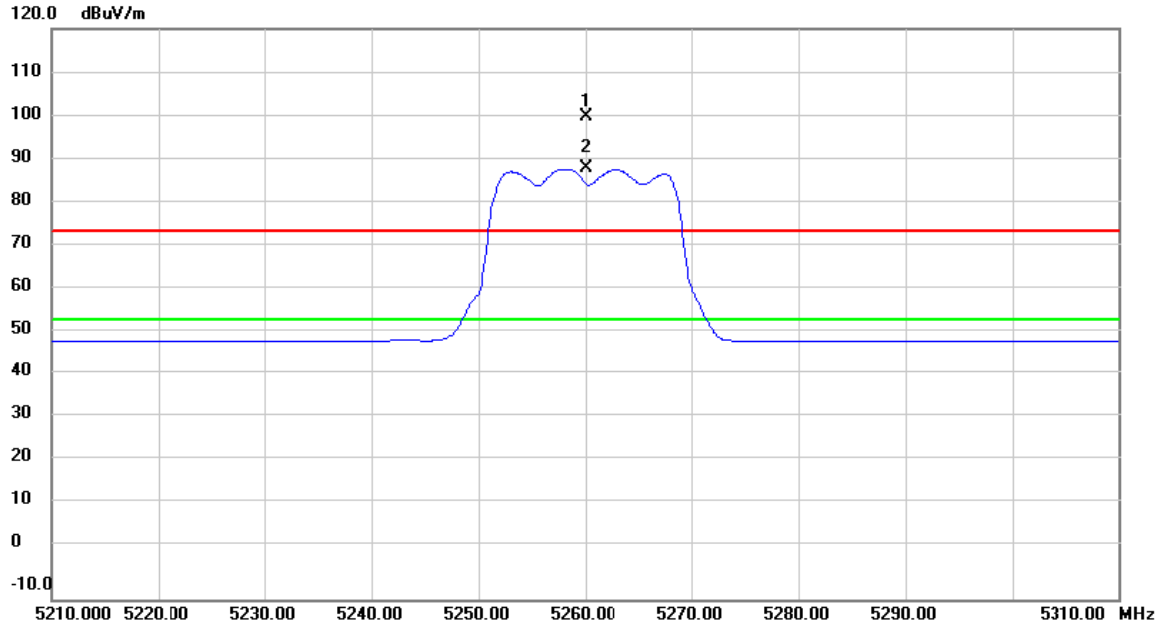
Orthogonal Axis: Z



No.	Mk.	Freq.	Reading Level	Correct Factor	Measurement	Limit	Over	Detector	Comment
		MHz	dBuV	dB	dBuV/m	dBuV/m	dB		
1	*	10420.00	49.47	3.30	52.77	68.20	-15.43	peak	

Test Mode	UNII-2A/ TX A Mode 5260MHz	Polarization	Vertical
-----------	----------------------------	--------------	----------

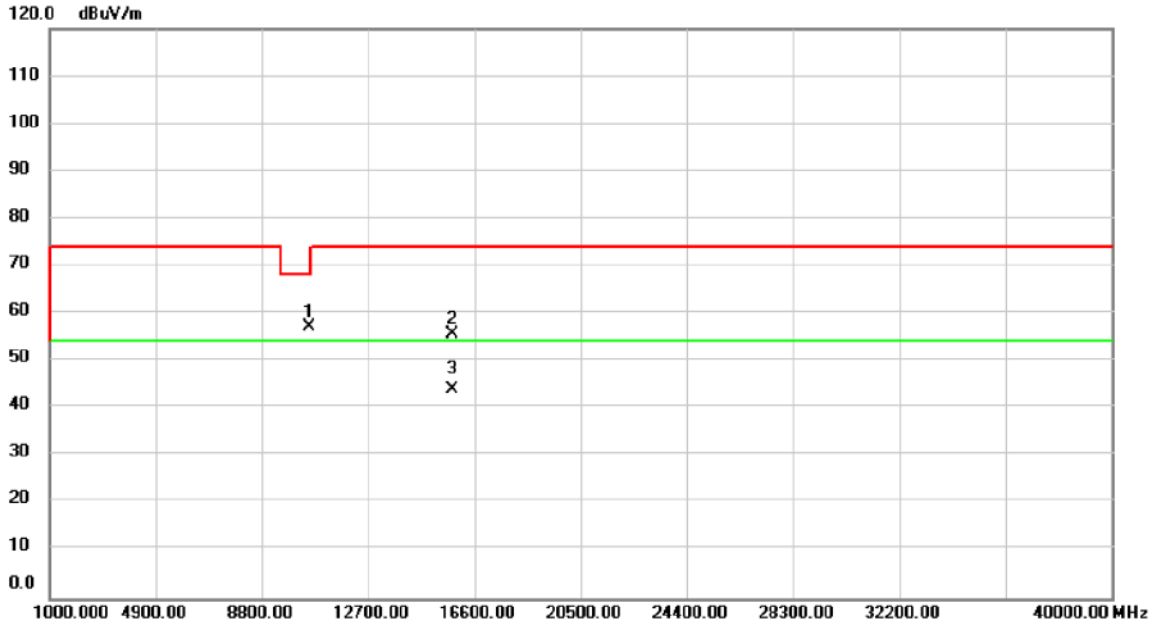
Orthogonal Axis: Z



No.	Mk.	Freq. MHz	Reading Level dBuV	Correct Factor dB	Measure- ment dBuV/m	Limit dBuV/m	Over dB	Detector	Comment
1	X	5260.000	62.21	37.66	99.87	74.00	25.87	peak	No Limit
2	*	5260.000	50.50	37.66	88.16	54.00	34.16	AVG	No Limit

Test Mode	UNII-2A/ TX A Mode 5260MHz	Polarization	Vertical
-----------	----------------------------	--------------	----------

Orthogonal Axis: Z

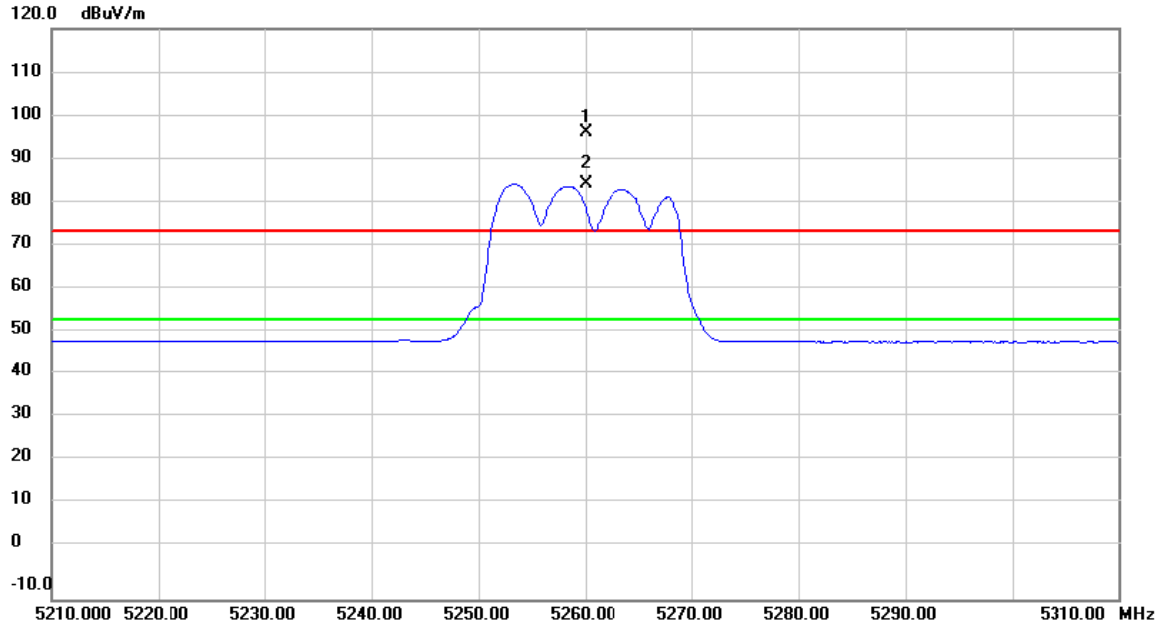


No.	Mk.	Freq.	Reading Level	Correct Factor	Measurement	Limit	Over	Detector	Comment
		MHz	dBuV	dB	dBuV/m	dBuV/m	dB		
1		10520.00	53.95	3.35	57.30	68.20	-10.90	peak	
2		15780.00	48.84	6.82	55.66	74.00	-18.34	peak	
3	*	15780.00	37.05	6.82	43.87	54.00	-10.13	AVG	



Test Mode	UNII-2A/ TX A Mode 5260MHz	Polarization	Horizontal
-----------	----------------------------	--------------	------------

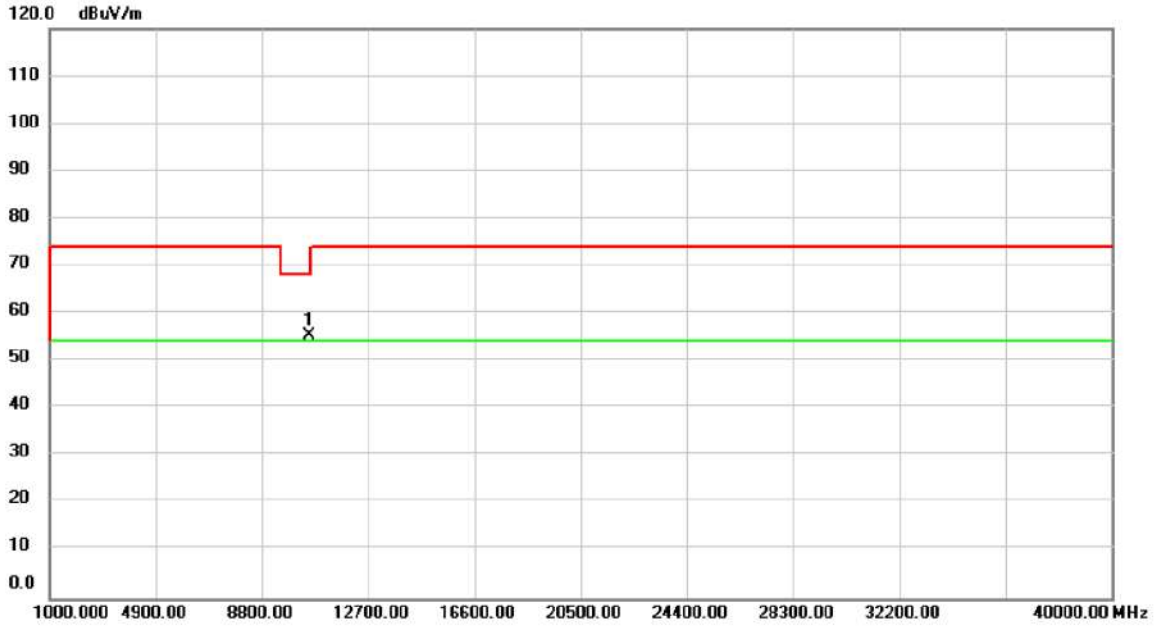
Orthogonal Axis: Z



No.	Mk.	Freq.	Reading Level	Correct Factor	Measurement	Limit	Over	Detector	Comment
		MHz	dBuV	dB	dBuV/m	dBuV/m	dB		
1	X	5260.000	58.70	37.66	96.36	74.00	22.36	peak	No Limit
2	*	5260.000	46.98	37.66	84.64	54.00	30.64	AVG	No Limit

Test Mode	UNII-2A/ TX A Mode 5260MHz	Polarization	Horizontal
-----------	----------------------------	--------------	------------

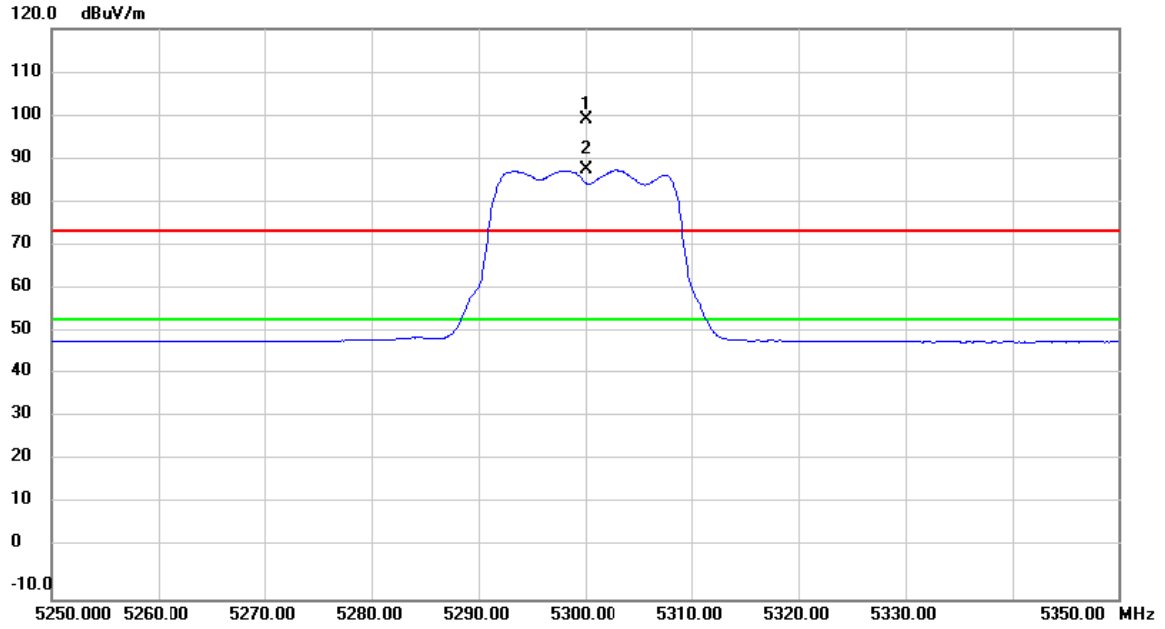
Orthogonal Axis: Z



No.	Mk.	Freq.	Reading Level	Correct Factor	Measurement	Limit	Over	Detector	Comment
		MHz	dBuV	dB	dBuV/m	dBuV/m	dB		
1	*	10520.00	52.01	3.35	55.36	68.20	-12.84	peak	

Test Mode	UNII-2A/ TX A Mode 5300MHz	Polarization	Vertical
-----------	----------------------------	--------------	----------

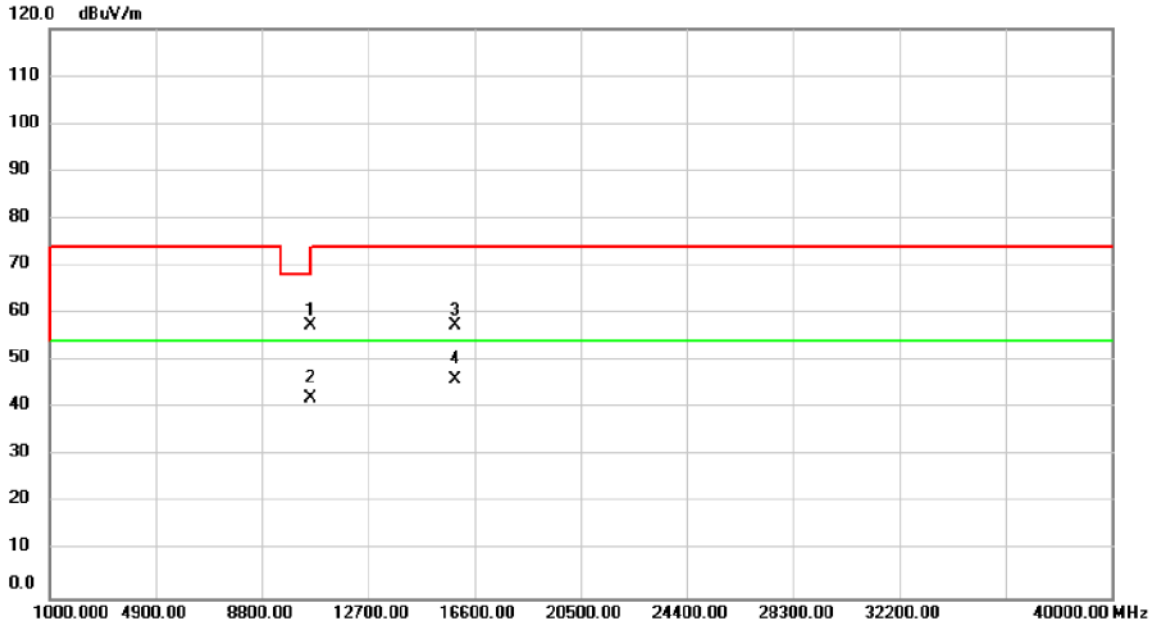
Orthogonal Axis: Z



No.	Mk.	Freq. MHz	Reading Level dBuV	Correct Factor dB	Measure- ment dBuV/m	Limit dBuV/m	Over dB	Detector	Comment
1	X	5300.000	61.65	37.70	99.35	74.00	25.35	peak	No Limit
2	*	5300.000	50.16	37.70	87.86	54.00	33.86	AVG	No Limit

Test Mode	UNII-2A/ TX A Mode 5300MHz	Polarization	Vertical
-----------	----------------------------	--------------	----------

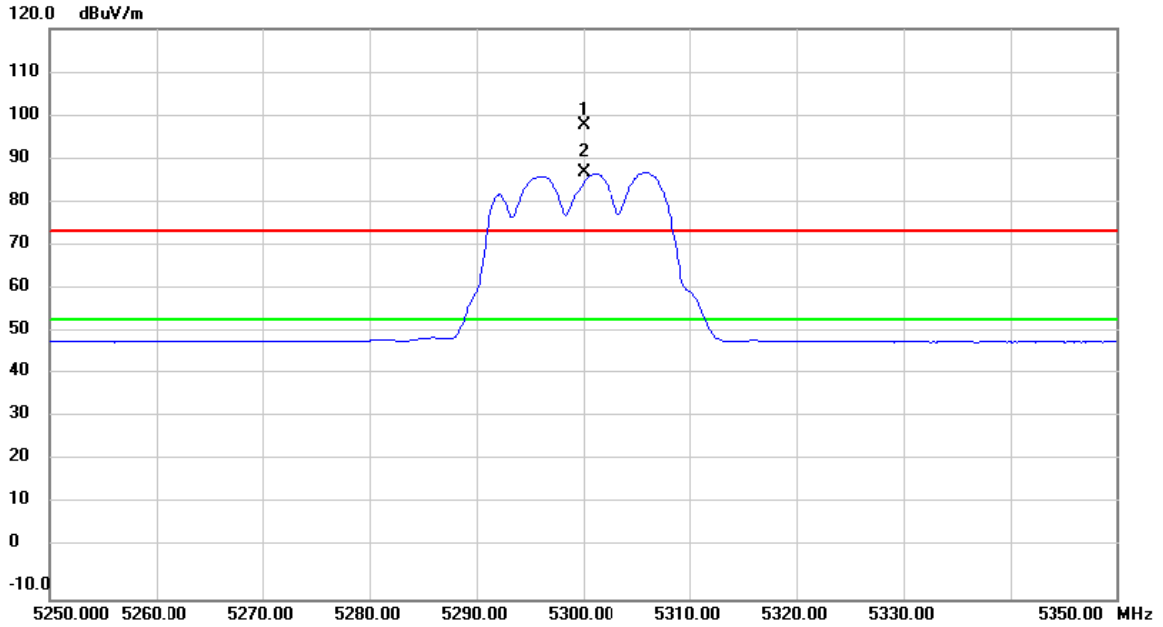
Orthogonal Axis: Z



No.	Mk.	Freq.	Reading Level	Correct Factor	Measurement	Limit	Over	Detector	Comment
		MHz	dBuV	dB	dBuV/m	dBuV/m	dB		
1		10600.10	53.98	3.50	57.48	74.00	-16.52	peak	
2		10600.10	38.61	3.50	42.11	54.00	-11.89	AVG	
3		15900.00	50.85	6.67	57.52	74.00	-16.48	peak	
4	*	15900.00	39.24	6.67	45.91	54.00	-8.09	AVG	

Test Mode	UNII-2A/ TX A Mode 5300MHz	Polarization	Horizontal
-----------	----------------------------	--------------	------------

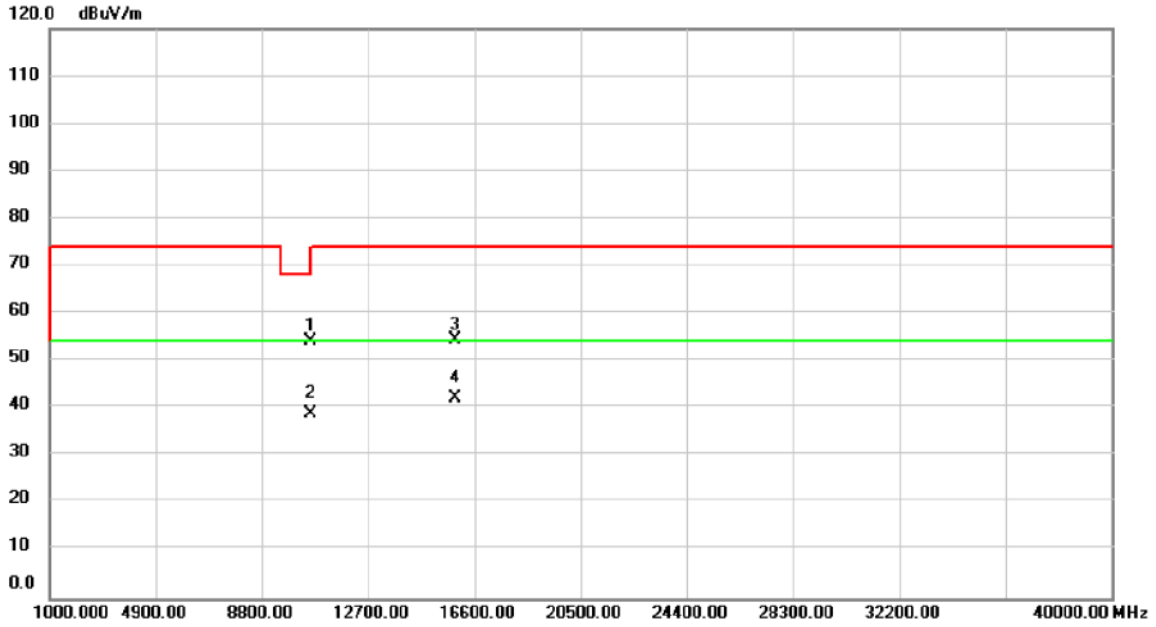
Orthogonal Axis: Z



No.	Mk.	Freq. MHz	Reading Level dBuV	Correct Factor dB	Measure- ment dBuV/m	Limit dBuV/m	Over dB	Detector	Comment
1	X	5300.000	60.34	37.70	98.04	74.00	24.04	peak	No Limit
2	*	5300.000	49.69	37.70	87.39	54.00	33.39	AVG	No Limit

Test Mode	UNII-2A/ TX A Mode 5300MHz	Polarization	Horizontal
-----------	----------------------------	--------------	------------

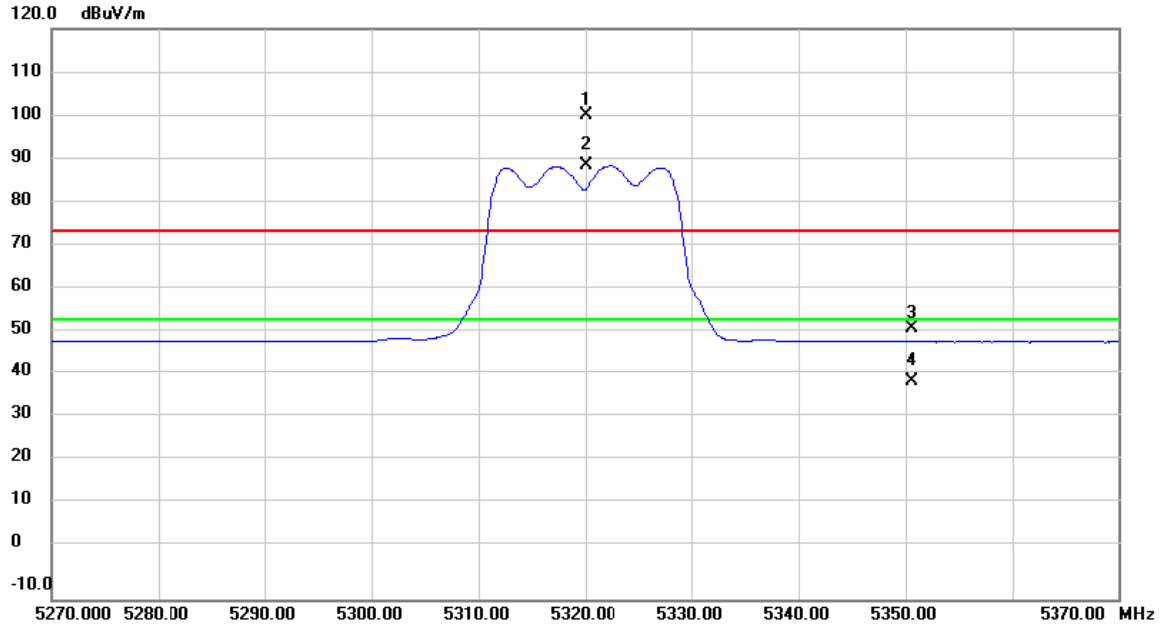
Orthogonal Axis: Z



No.	Mk.	Freq.	Reading Level	Correct Factor	Measurement	Limit	Over	Detector	Comment
		MHz	dBuV	dB	dBuV/m	dBuV/m	dB		
1		10600.10	50.57	3.50	54.07	74.00	-19.93	peak	
2		10600.10	35.33	3.50	38.83	54.00	-15.17	AVG	
3		15900.00	47.83	6.67	54.50	74.00	-19.50	peak	
4	*	15900.00	35.37	6.67	42.04	54.00	-11.96	AVG	

Test Mode	UNII-2A/ TX A Mode 5320MHz	Polarization	Vertical
-----------	----------------------------	--------------	----------

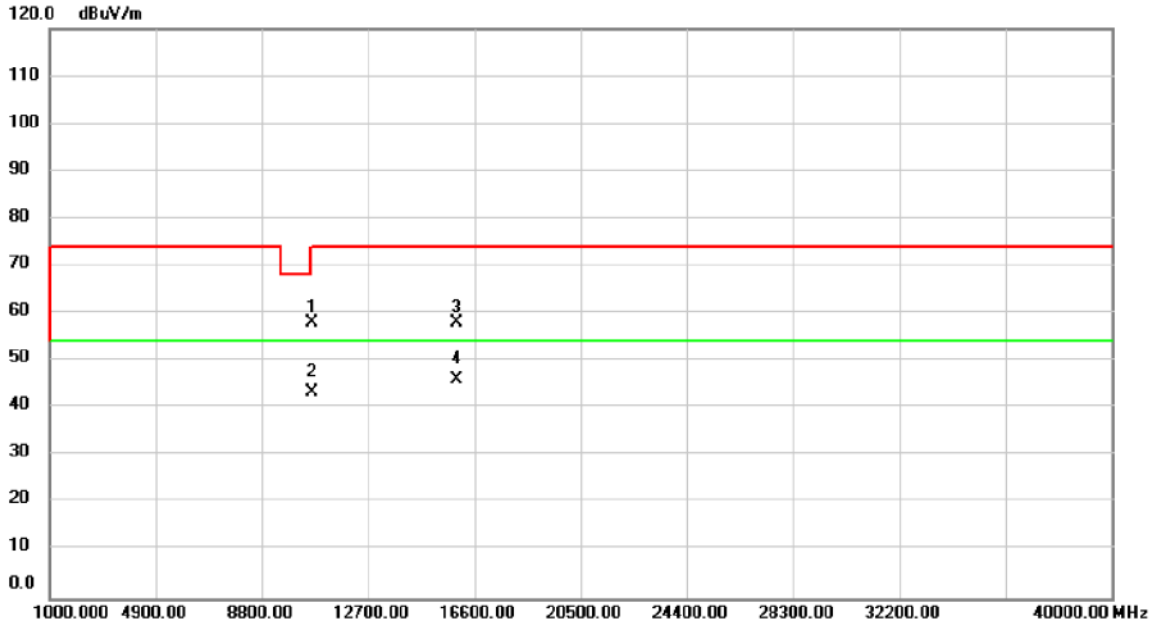
Orthogonal Axis: Z



No.	Mk.	Freq. MHz	Reading Level dBuV	Correct Factor dB	Measure- ment dBuV/m	Limit dBuV/m	Over dB	Detector	Comment
1	X	5320.000	62.64	37.72	100.36	74.00	26.36	peak	No Limit
2	*	5320.000	51.14	37.72	88.86	54.00	34.86	AVG	No Limit
3		5350.580	14.00	37.76	51.76	74.00	-22.24	peak	
4		5350.580	1.92	37.76	39.68	54.00	-14.32	AVG	

Test Mode	UNII-2A/ TX A Mode 5320MHz	Polarization	Vertical
-----------	----------------------------	--------------	----------

Orthogonal Axis: Z

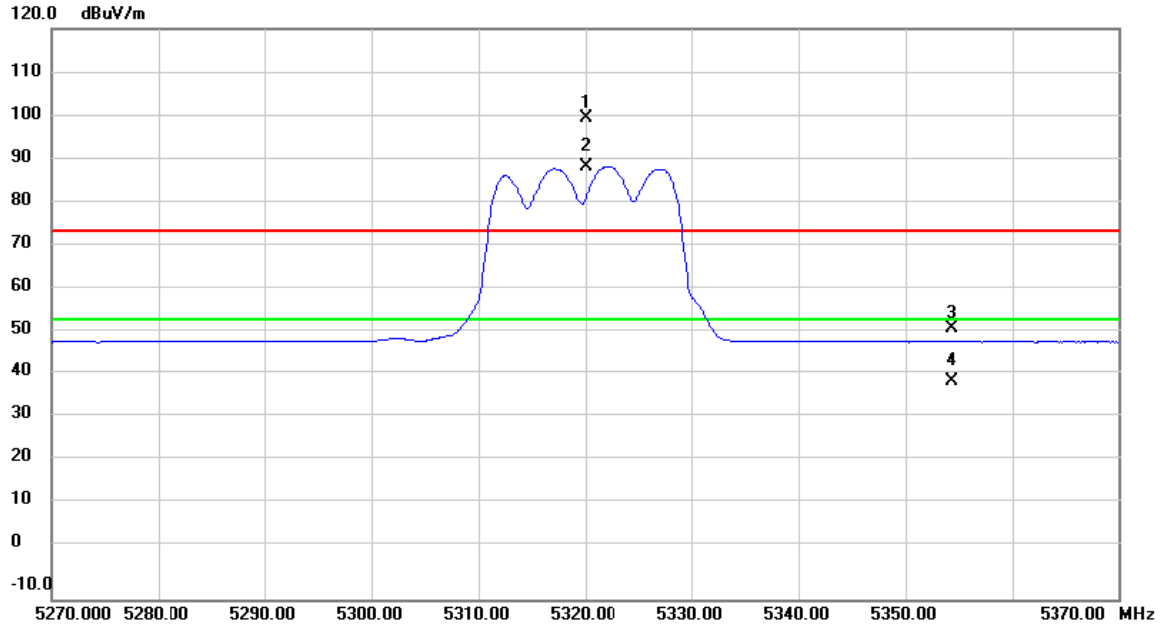


No.	Mk.	Freq.	Reading Level	Correct Factor	Measurement	Limit	Over	Detector	Comment
		MHz	dBuV	dB	dBuV/m	dBuV/m	dB		
1		10640.00	54.34	3.58	57.92	74.00	-16.08	peak	
2		10640.00	39.69	3.58	43.27	54.00	-10.73	AVG	
3		15960.00	51.45	6.60	58.05	74.00	-15.95	peak	
4	*	15960.00	39.45	6.60	46.05	54.00	-7.95	AVG	



Test Mode	UNII-2A/ TX A Mode 5320MHz	Polarization	Horizontal
-----------	----------------------------	--------------	------------

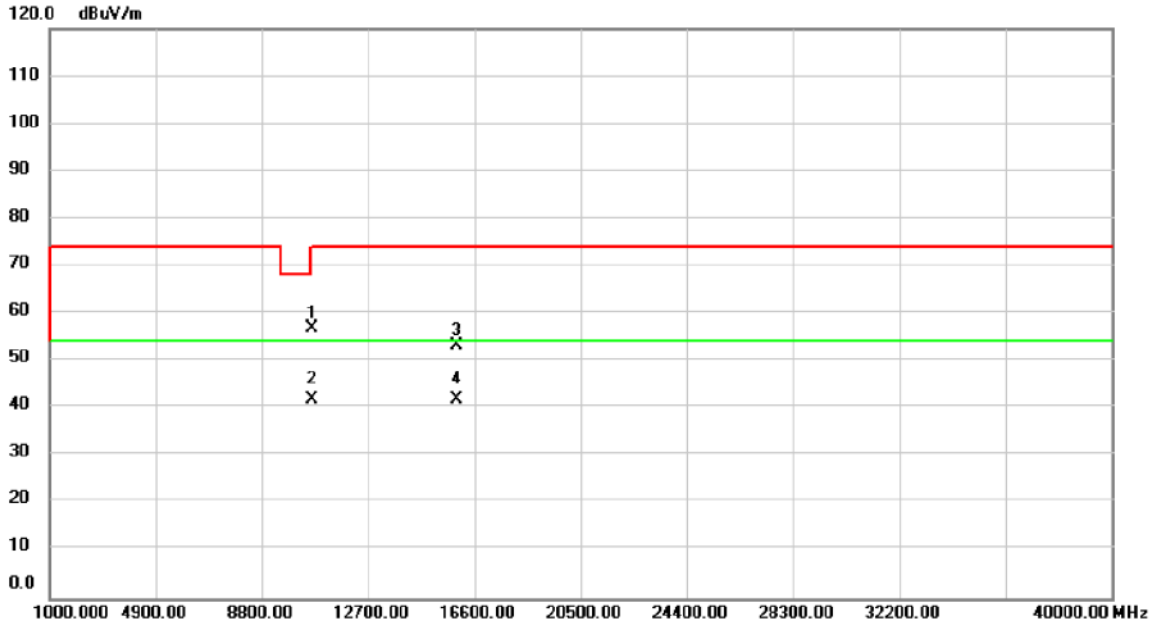
Orthogonal Axis: Z



No.	Mk.	Freq. MHz	Reading Level dBuV	Correct Factor dB	Measure- ment dBuV/m	Limit dBuV/m	Over dB	Detector	Comment
1	X	5320.000	61.81	37.72	99.53	74.00	25.53	peak	No Limit
2	*	5320.000	51.03	37.72	88.75	54.00	34.75	AVG	No Limit
3		5354.400	14.18	37.76	51.94	74.00	-22.06	peak	
4		5354.400	1.74	37.76	39.50	54.00	-14.50	AVG	

Test Mode	UNII-2A/ TX A Mode 5320MHz	Polarization	Horizontal
-----------	----------------------------	--------------	------------

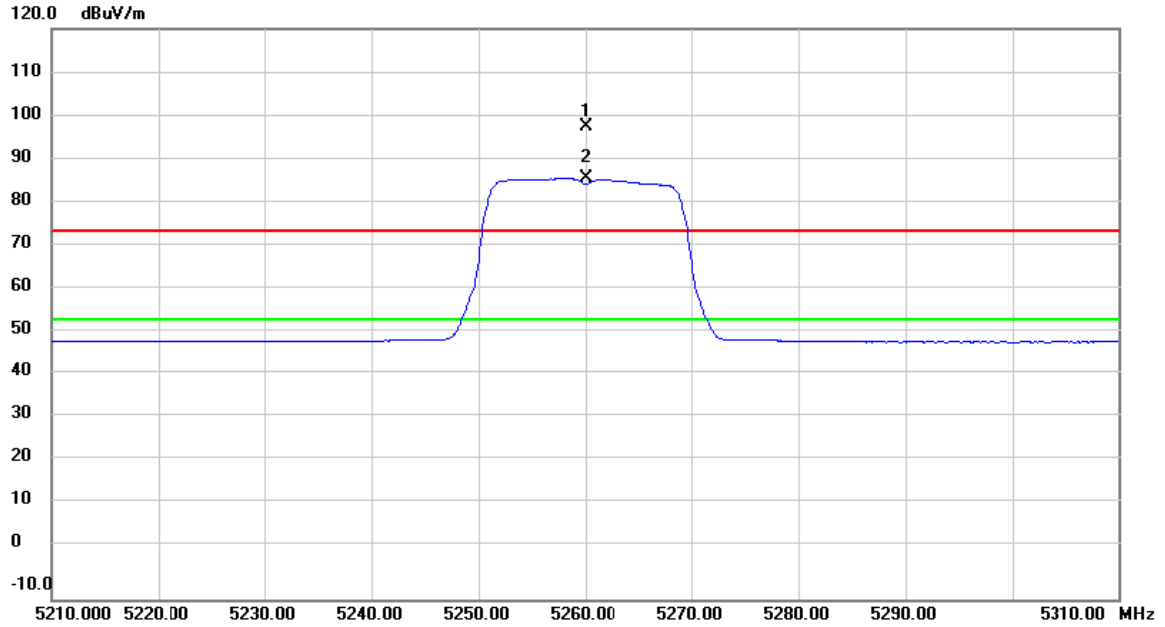
Orthogonal Axis: Z



No.	Mk.	Freq. MHz	Reading Level dBuV	Correct Factor dB	Measure- ment dBuV/m	Limit dBuV/m	Over dB	Detector	Comment
1		10640.00	53.25	3.58	56.83	74.00	-17.17	peak	
2	*	10640.00	38.29	3.58	41.87	54.00	-12.13	AVG	
3		15960.00	46.80	6.60	53.40	74.00	-20.60	peak	
4		15960.00	35.14	6.60	41.74	54.00	-12.26	AVG	

Test Mode	UNII-2A/ TX N20 Mode 5260MHz	Polarization	Vertical
-----------	------------------------------	--------------	----------

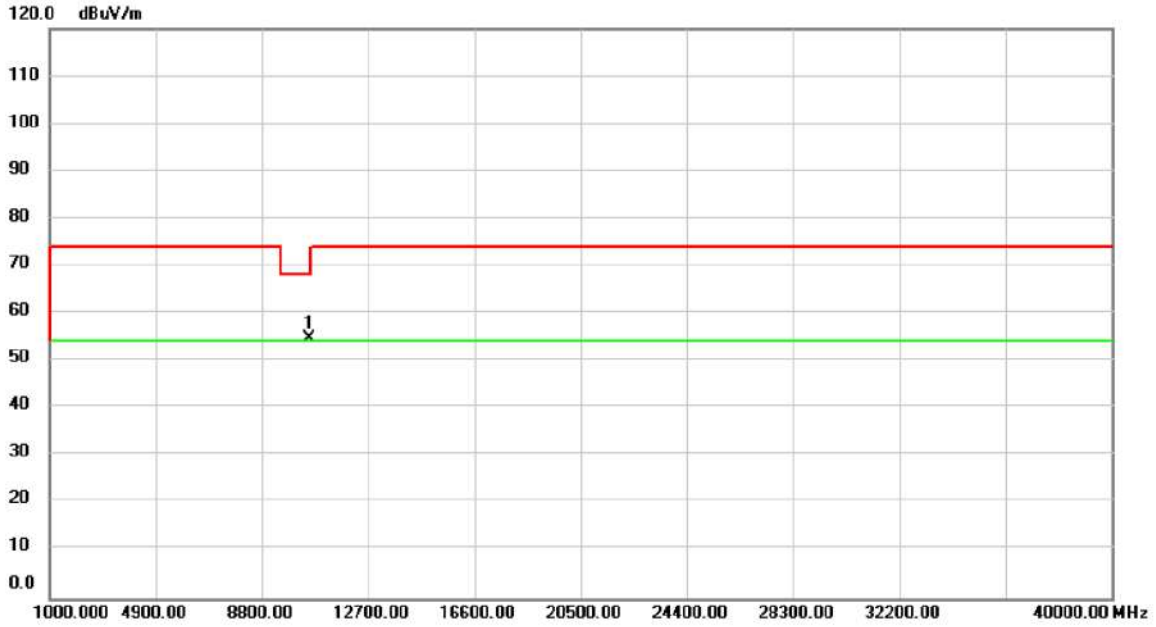
Orthogonal Axis: Z



No.	Mk.	Freq. MHz	Reading Level dBuV	Correct Factor dB	Measure- ment dBuV/m	Limit dBuV/m	Over dB	Detector	Comment
1	X	5260.000	60.11	37.66	97.77	74.00	23.77	peak	No Limit
2	*	5260.000	48.30	37.66	85.96	54.00	31.96	AVG	No Limit

Test Mode	UNII-2A/ TX N20 Mode 5260MHz	Polarization	Vertical
-----------	------------------------------	--------------	----------

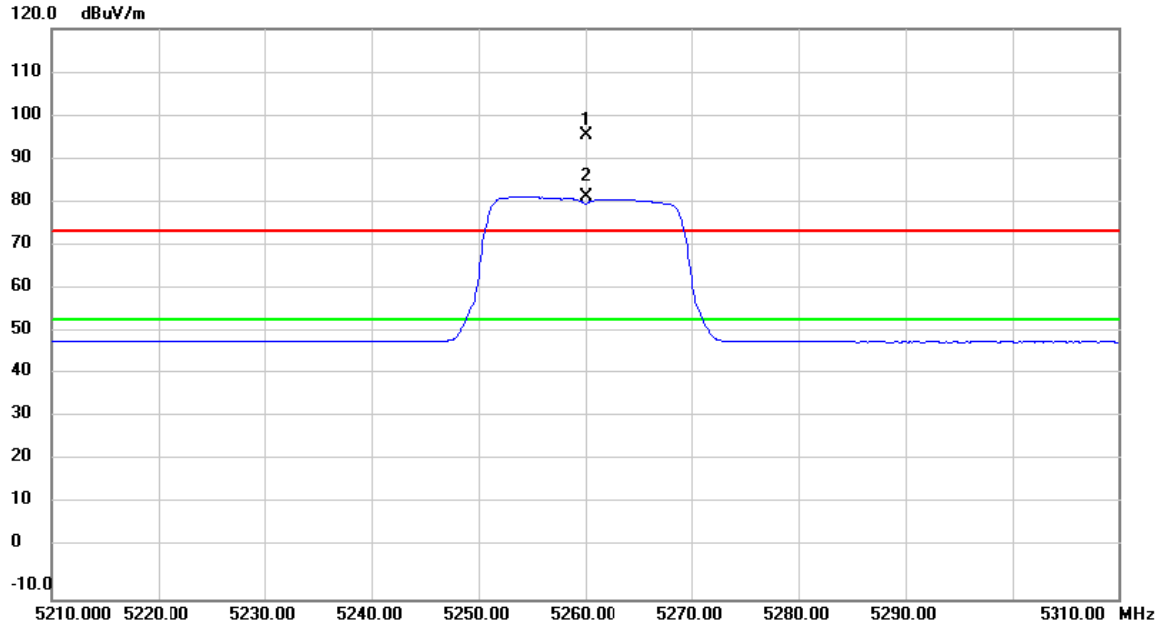
Orthogonal Axis: Z



No.	Mk.	Freq.	Reading Level	Correct Factor	Measurement	Limit	Over	Detector	Comment
		MHz	dBuV	dB	dBuV/m	dBuV/m	dB		
1	*	10520.00	51.33	3.35	54.68	68.20	-13.52	peak	

Test Mode	UNII-2A/ TX N20 Mode 5260MHz	Polarization	Horizontal
-----------	------------------------------	--------------	------------

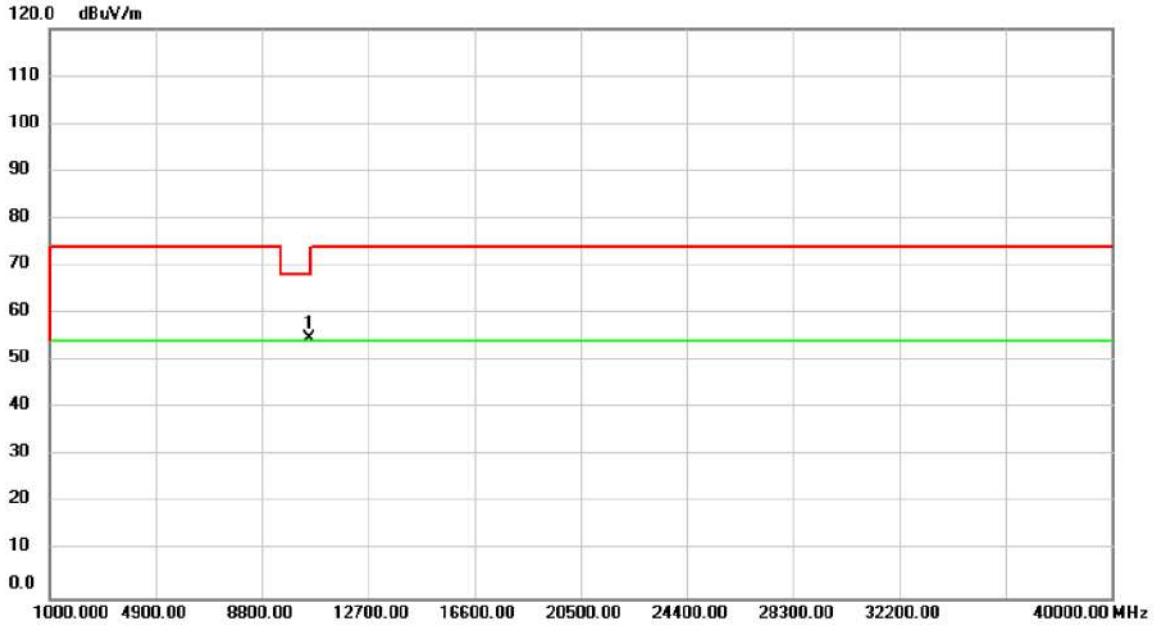
Orthogonal Axis: Z



No.	Mk.	Freq. MHz	Reading Level dBuV	Correct Factor dB	Measure- ment dBuV/m	Limit dBuV/m	Over dB	Detector	Comment
1	X	5260.000	58.05	37.66	95.71	74.00	21.71	peak	No Limit
2	*	5260.000	44.20	37.66	81.86	54.00	27.86	AVG	No Limit

Test Mode	UNII-2A/ TX N20 Mode 5260MHz	Polarization	Horizontal
-----------	------------------------------	--------------	------------

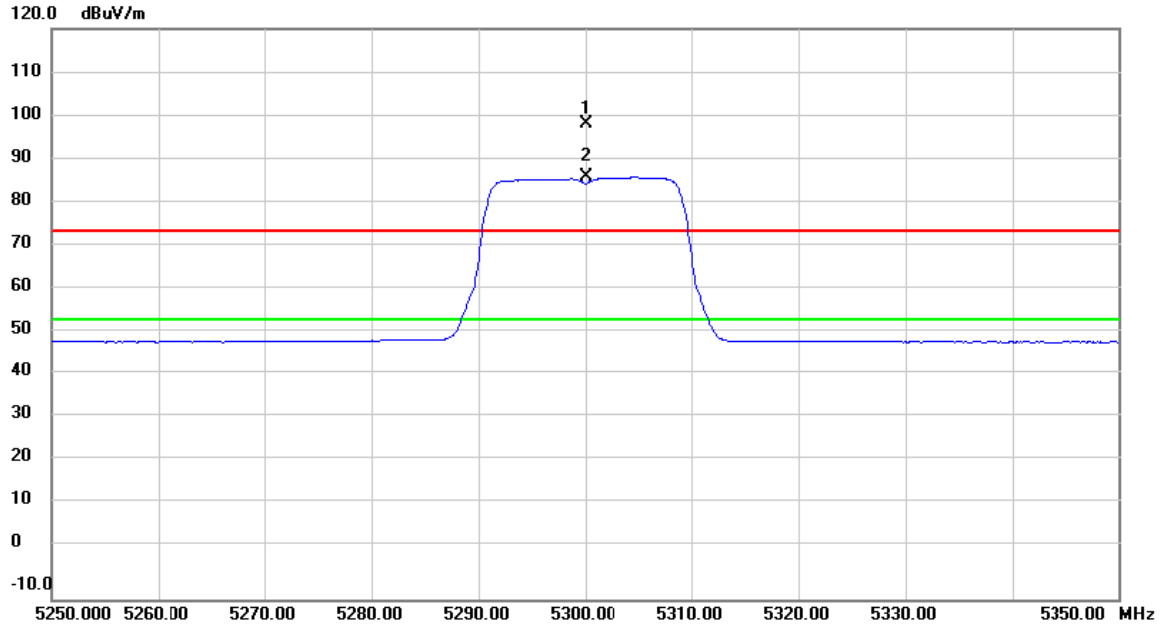
Orthogonal Axis: Z



No.	Mk.	Freq.	Reading Level	Correct Factor	Measurement	Limit	Over	Detector	Comment
		MHz	dBuV	dB	dBuV/m	dBuV/m	dB		
1	*	10520.00	51.28	3.35	54.63	68.20	-13.57	peak	

Test Mode	UNII-2A/ TX N20 Mode 5300MHz	Polarization	Vertical
-----------	------------------------------	--------------	----------

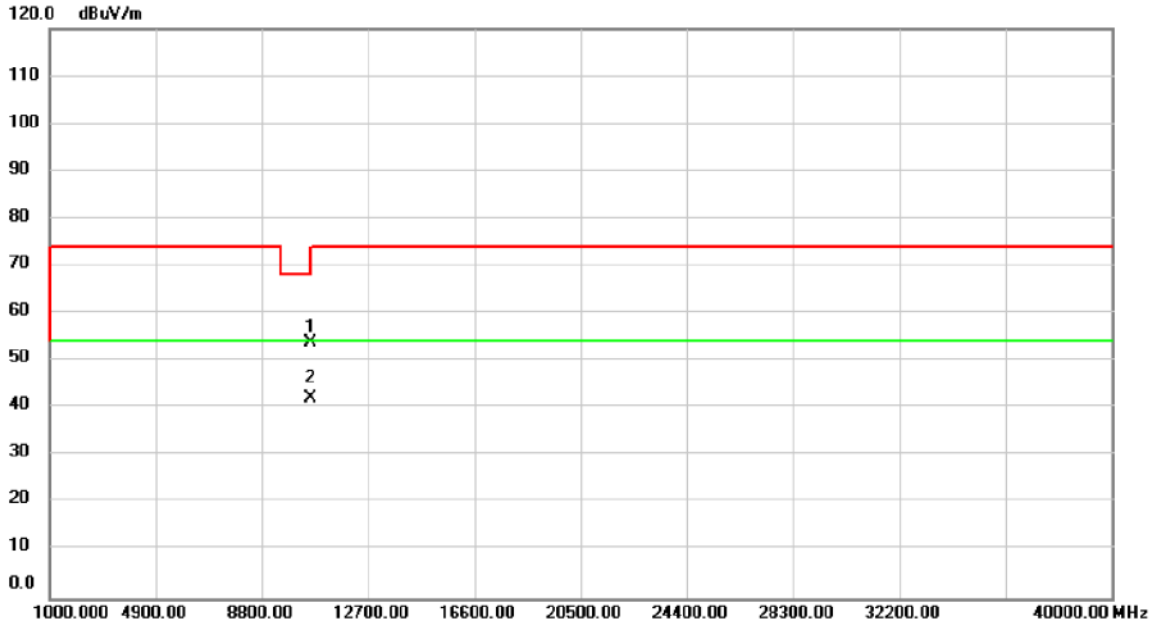
Orthogonal Axis: Z



No.	Mk.	Freq. MHz	Reading Level dBuV	Correct Factor dB	Measure- ment dBuV/m	Limit dBuV/m	Over dB	Detector	Comment
1	X	5300.000	60.74	37.70	98.44	74.00	24.44	peak	No Limit
2	*	5300.000	48.53	37.70	86.23	54.00	32.23	AVG	No Limit

Test Mode	UNII-2A/ TX N20 Mode 5300MHz	Polarization	Vertical
-----------	------------------------------	--------------	----------

Orthogonal Axis: Z

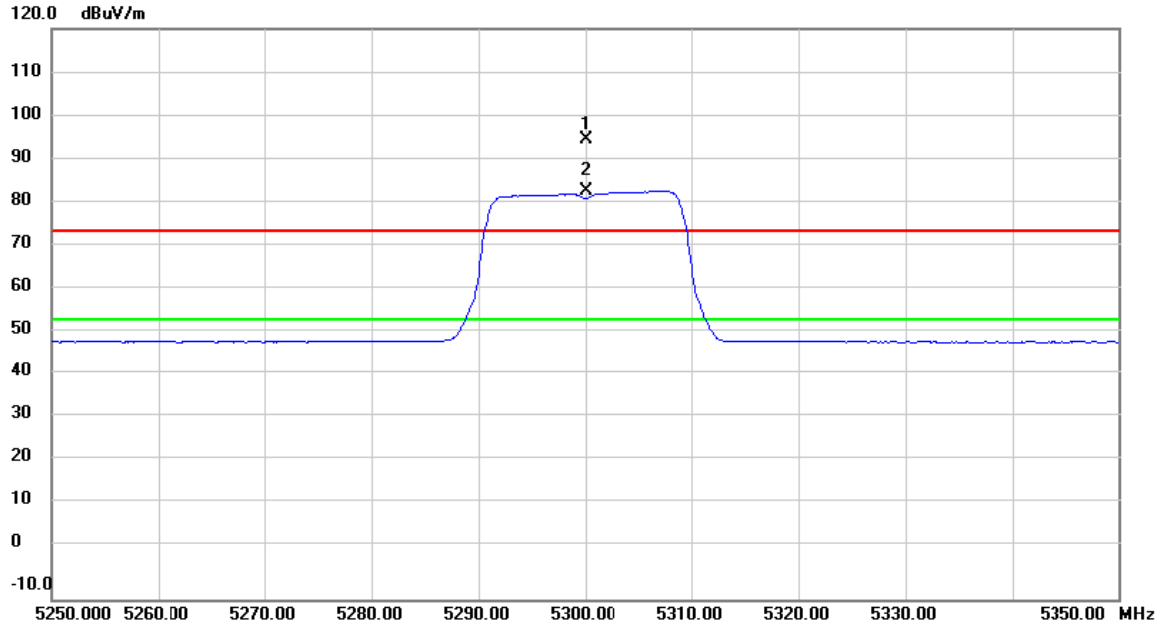


No.	Mk.	Freq.	Reading Level	Correct Factor	Measurement	Limit	Over	Detector	Comment
		MHz	dBuV	dB	dBuV/m	dBuV/m	dB		
1		10600.10	50.43	3.50	53.93	74.00	-20.07	peak	
2	*	10600.10	38.57	3.50	42.07	54.00	-11.93	AVG	



Test Mode	UNII-2A/ TX N20 Mode 5300MHz	Polarization	Horizontal
-----------	------------------------------	--------------	------------

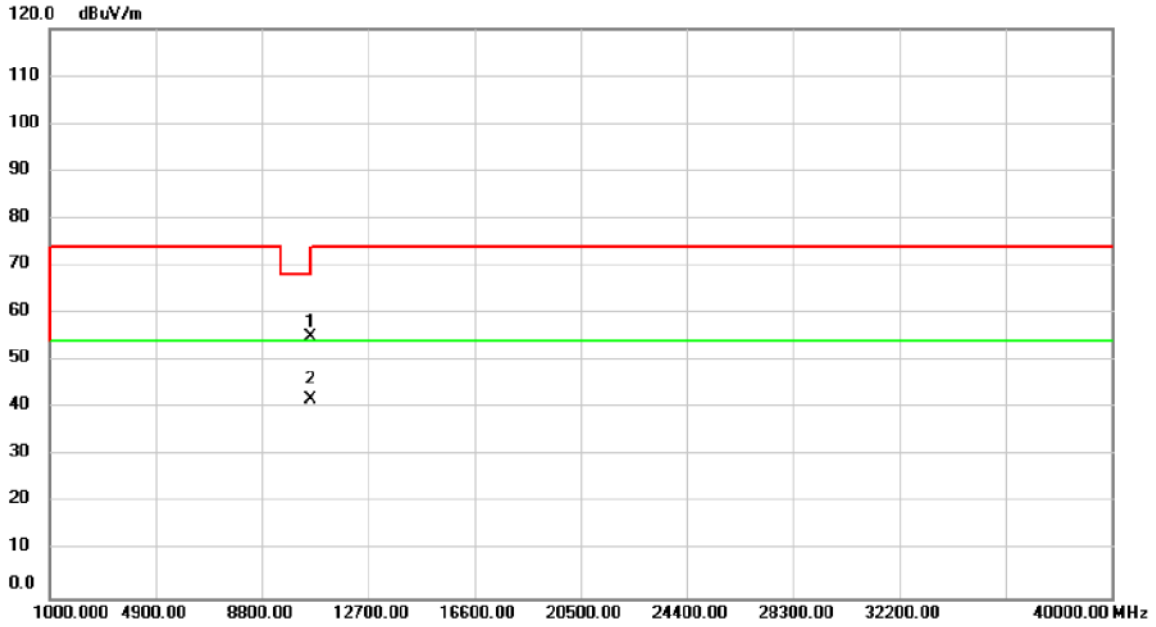
Orthogonal Axis: Z



No.	Mk.	Freq. MHz	Reading Level dBuV	Correct Factor dB	Measure- ment dBuV/m	Limit dBuV/m	Over dB	Detector	Comment
1	X	5300.000	57.24	37.70	94.94	74.00	20.94	peak	No Limit
2	*	5300.000	45.38	37.70	83.08	54.00	29.08	AVG	No Limit

Test Mode	UNII-2A/ TX N20 Mode 5300MHz	Polarization	Horizontal
-----------	------------------------------	--------------	------------

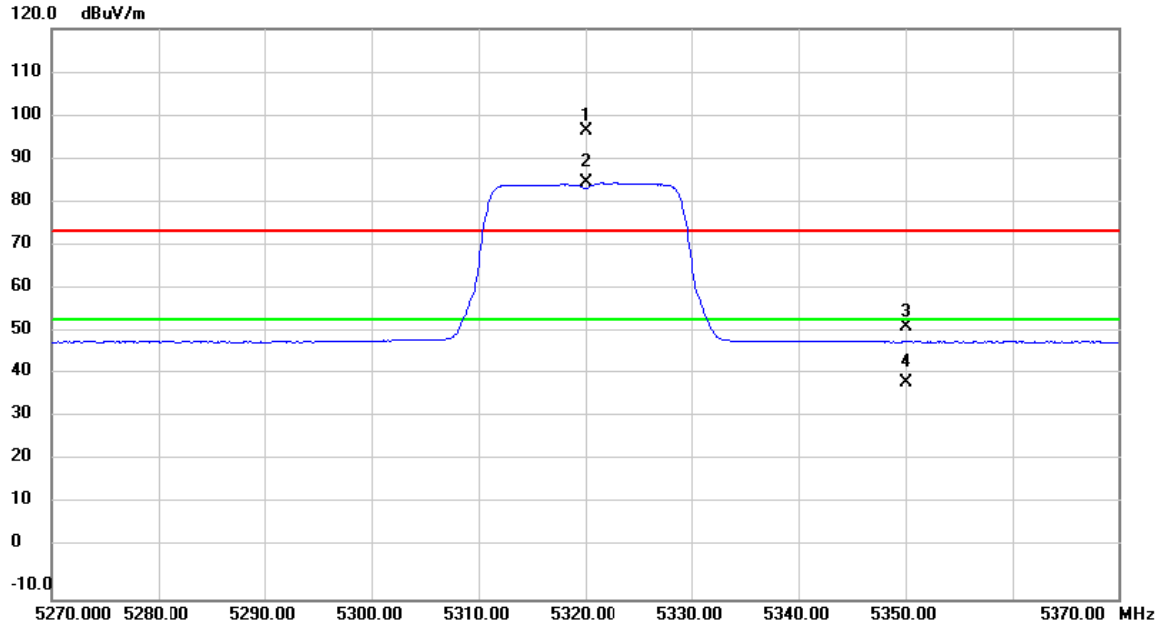
Orthogonal Axis: Z



No.	Mk.	Freq.	Reading Level	Correct Factor	Measurement	Limit	Over	Detector	Comment
		MHz	dBuV	dB	dBuV/m	dBuV/m	dB		
1		10600.10	51.66	3.50	55.16	74.00	-18.84	peak	
2	*	10600.10	38.45	3.50	41.95	54.00	-12.05	AVG	

Test Mode	UNII-2A/ TX N20 Mode 5320MHz	Polarization	Vertical
-----------	------------------------------	--------------	----------

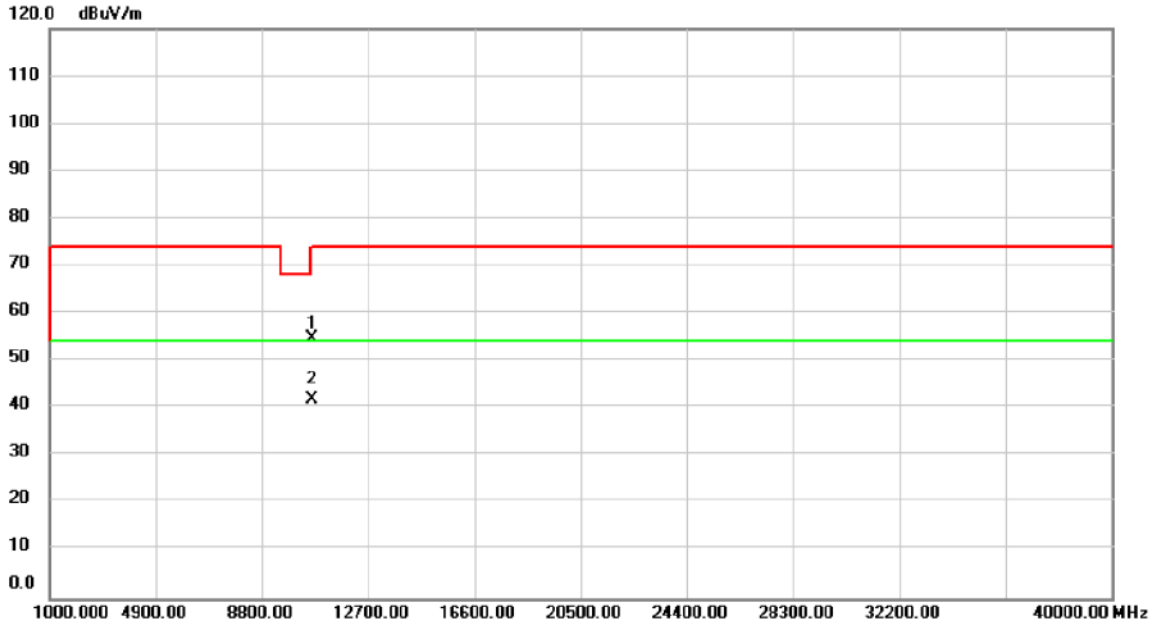
Orthogonal Axis: Z



No.	Mk.	Freq. MHz	Reading Level dBuV	Correct Factor dB	Measure- ment dBuV/m	Limit dBuV/m	Over dB	Detector	Comment
1	X	5320.000	58.90	37.72	96.62	74.00	22.62	peak	No Limit
2	*	5320.000	47.24	37.72	84.96	54.00	30.96	AVG	No Limit
3		5350.040	14.47	37.76	52.23	74.00	-21.77	peak	
4		5350.040	1.64	37.76	39.40	54.00	-14.60	AVG	

Test Mode	UNII-2A/ TX N20 Mode 5320MHz	Polarization	Vertical
-----------	------------------------------	--------------	----------

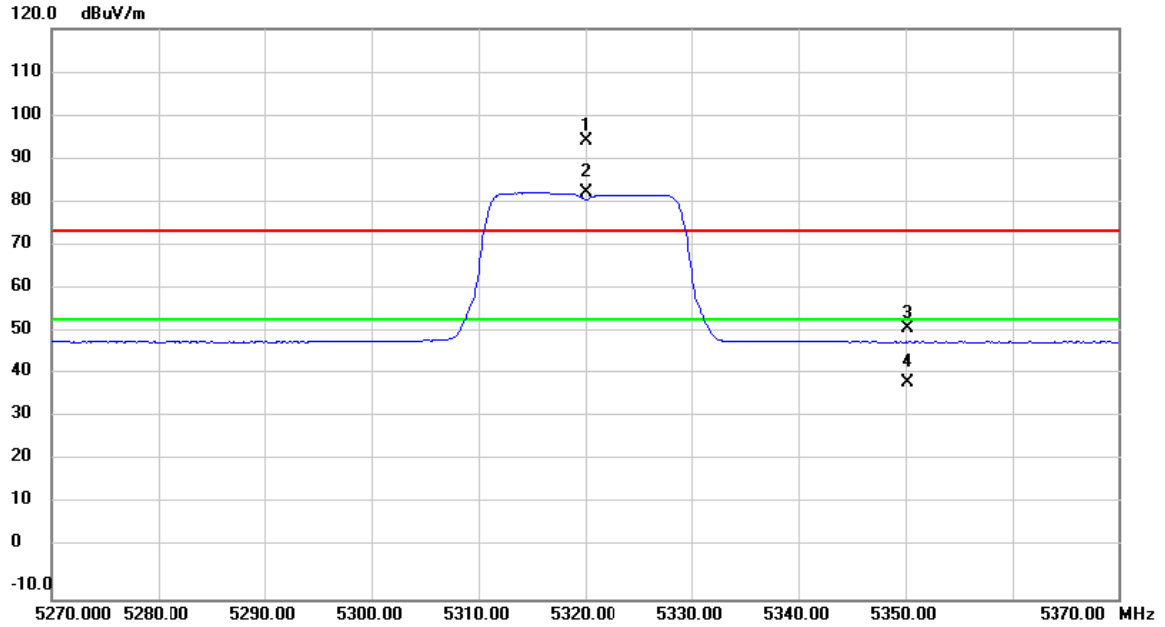
Orthogonal Axis: Z



No.	Mk.	Freq.	Reading Level	Correct Factor	Measurement	Limit	Over	Detector	Comment
		MHz	dBuV	dB	dBuV/m	dBuV/m	dB		
1		10640.00	51.04	3.58	54.62	74.00	-19.38	peak	
2	*	10640.00	38.35	3.58	41.93	54.00	-12.07	AVG	

Test Mode	UNII-2A/ TX N20 Mode 5320MHz	Polarization	Horizontal
-----------	------------------------------	--------------	------------

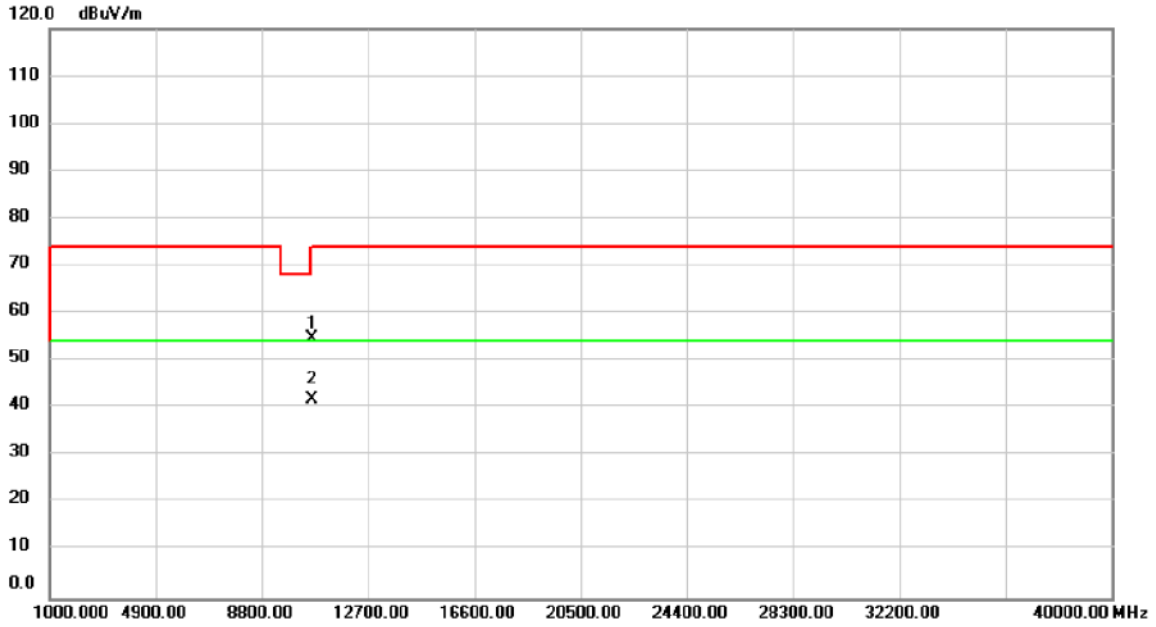
Orthogonal Axis: Z



No.	Mk.	Freq. MHz	Reading Level dBuV	Correct Factor dB	Measure- ment dBuV/m	Limit dBuV/m	Over dB	Detector	Comment
1	X	5320.000	56.75	37.72	94.47	74.00	20.47	peak	No Limit
2	*	5320.000	45.01	37.72	82.73	54.00	28.73	AVG	No Limit
3		5350.160	14.08	37.76	51.84	74.00	-22.16	peak	
4		5350.160	1.50	37.76	39.26	54.00	-14.74	AVG	

Test Mode	UNII-2A/ TX N20 Mode 5320MHz	Polarization	Horizontal
-----------	------------------------------	--------------	------------

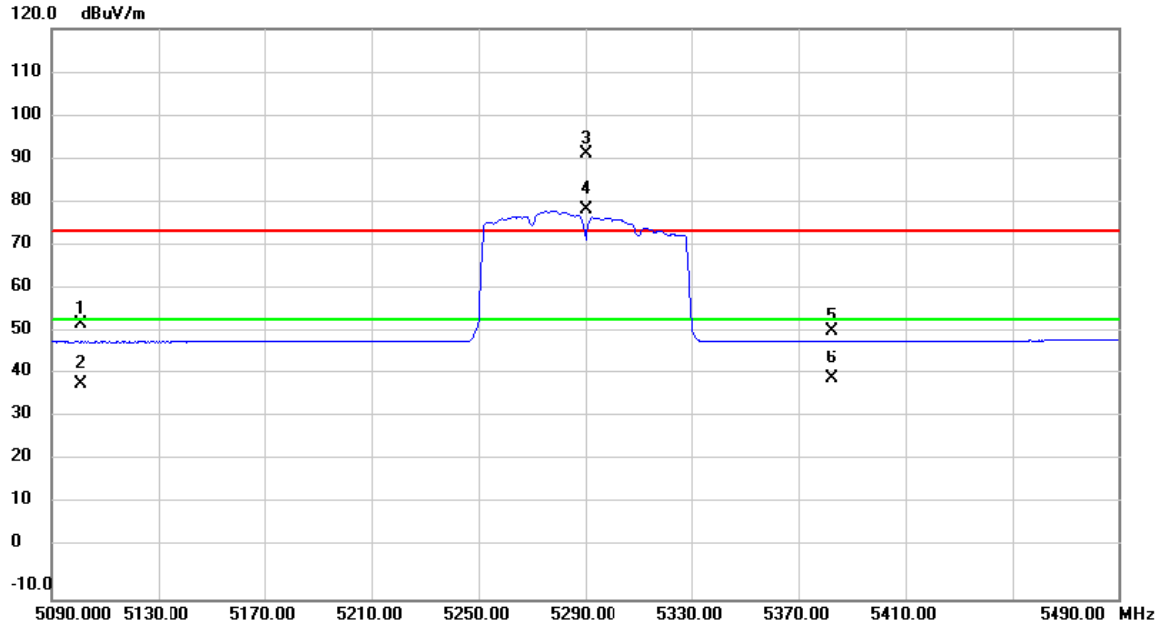
Orthogonal Axis: Z



No.	Mk.	Freq.	Reading Level	Correct Factor	Measurement	Limit	Over	Detector	Comment
		MHz	dBuV	dB	dBuV/m	dBuV/m	dB		
1		10640.00	51.28	3.58	54.86	74.00	-19.14	peak	
2	*	10640.00	38.37	3.58	41.95	54.00	-12.05	AVG	

Test Mode	UNII-2A/ TX AC80 Mode 5290MHz	Polarization	Vertical
-----------	-------------------------------	--------------	----------

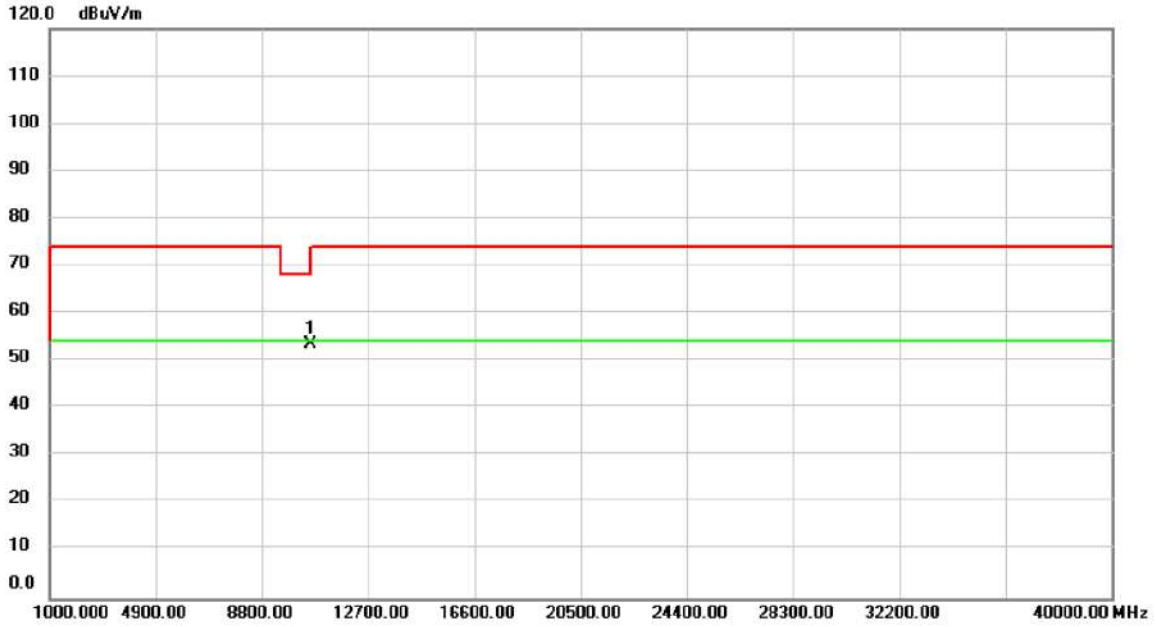
Orthogonal Axis: Z



No.	Mk.	Freq. MHz	Reading Level dBuV	Correct Factor dB	Measure- ment dBuV/m	Limit dBuV/m	Over dB	Detector	Comment
1		5101.040	15.34	37.49	52.83	74.00	-21.17	peak	
2		5101.040	1.51	37.49	39.00	54.00	-15.00	AVG	
3	X	5290.000	53.87	37.69	91.56	74.00	17.56	peak	No Limit
4	*	5290.000	41.06	37.69	78.75	54.00	24.75	AVG	No Limit
5		5382.480	13.55	37.79	51.34	74.00	-22.66	peak	
6		5382.480	2.37	37.79	40.16	54.00	-13.84	AVG	

Test Mode	UNII-2A/ TX AC80 Mode 5290MHz	Polarization	Vertical
-----------	-------------------------------	--------------	----------

Orthogonal Axis: Z

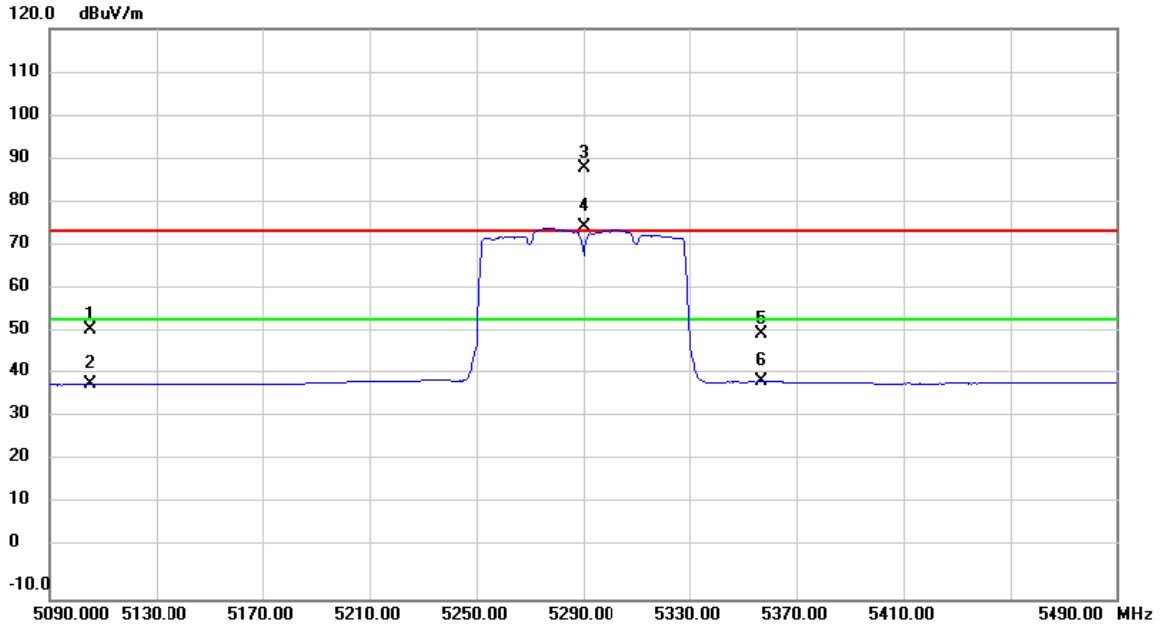


No.	Mk.	Freq.	Reading Level	Correct Factor	Measurement	Limit	Over	Detector	Comment
		MHz	dBuV	dB	dBuV/m	dBuV/m	dB		
1	*	10580.29	50.14	3.46	53.60	68.20	-14.60	peak	



Test Mode	UNII-2A/ TX AC80 Mode 5290MHz	Polarization	Horizontal
-----------	-------------------------------	--------------	------------

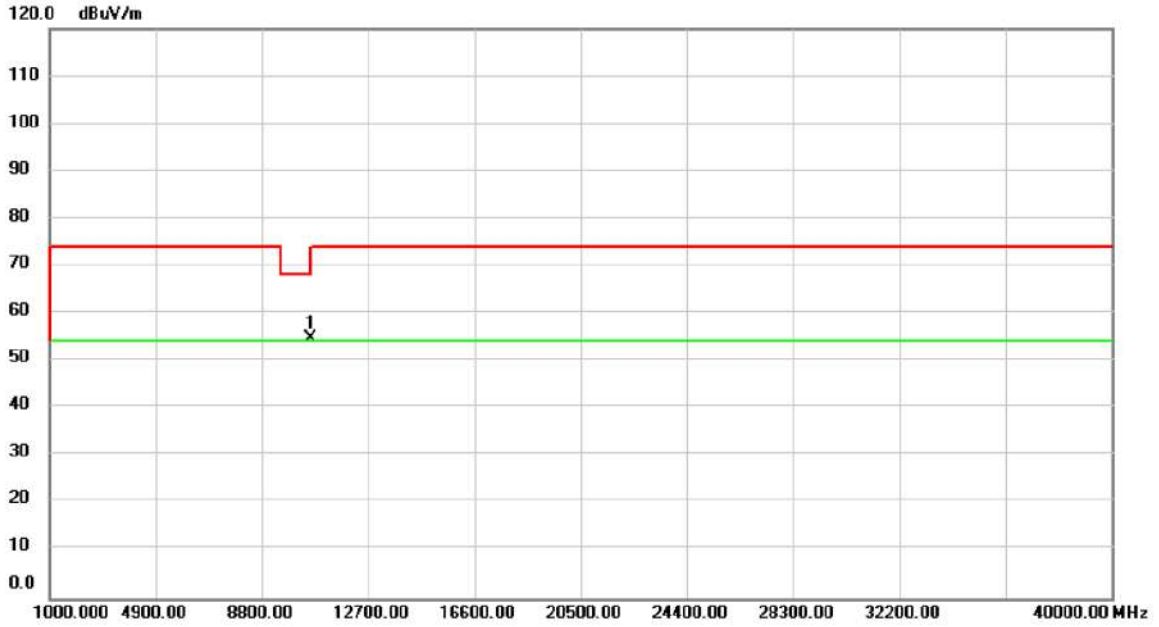
Orthogonal Axis: Z



No.	Mk.	Freq. MHz	Reading Level dBuV	Correct Factor dB	Measure- ment dBuV/m	Limit dBuV/m	Over dB	Detector	Comment
1		5105.120	13.96	37.49	51.45	74.00	-22.55	peak	
2		5105.120	1.49	37.49	38.98	54.00	-15.02	AVG	
3	X	5290.000	50.54	37.69	88.23	74.00	14.23	peak	No Limit
4	*	5290.000	37.16	37.69	74.85	54.00	20.85	AVG	No Limit
5		5357.140	13.01	37.76	50.77	74.00	-23.23	peak	
6		5357.140	1.75	37.76	39.51	54.00	-14.49	AVG	

Test Mode	UNII-2A/ TX AC80 Mode 5290MHz	Polarization	Horizontal
-----------	-------------------------------	--------------	------------

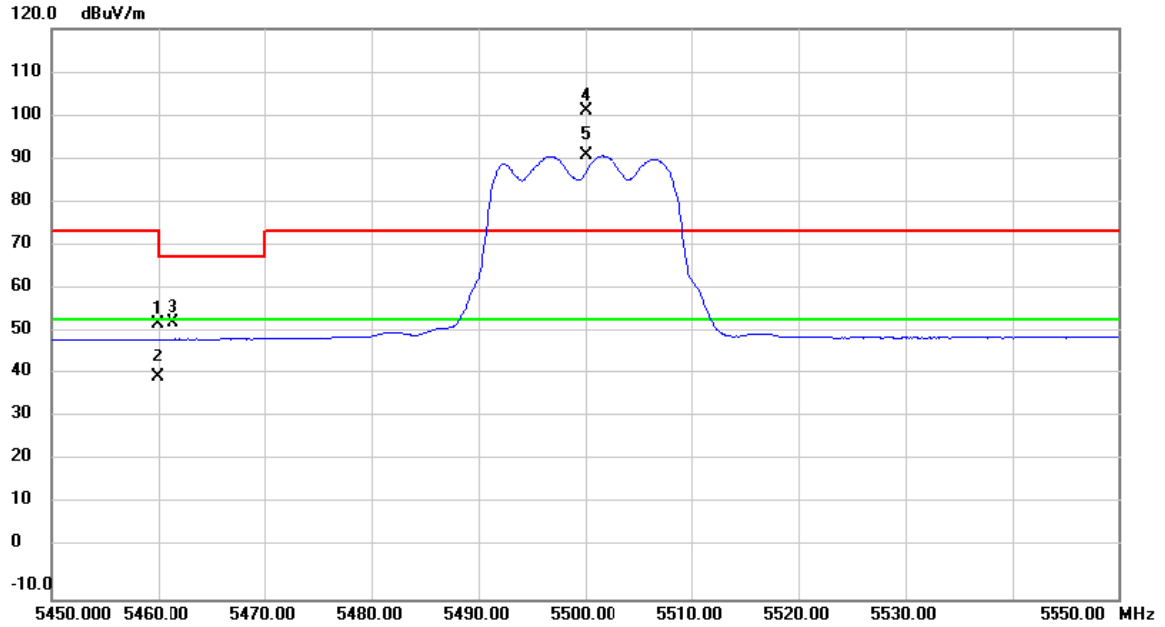
Orthogonal Axis: Z



No.	Mk.	Freq.	Reading Level	Correct Factor	Measurement	Limit	Over	Detector	Comment
		MHz	dBuV	dB	dBuV/m	dBuV/m	dB		
1	*	10580.78	51.17	3.46	54.63	68.20	-13.57	peak	

Test Mode	UNII-2C/ TX A Mode 5500MHz	Polarization	Vertical
-----------	----------------------------	--------------	----------

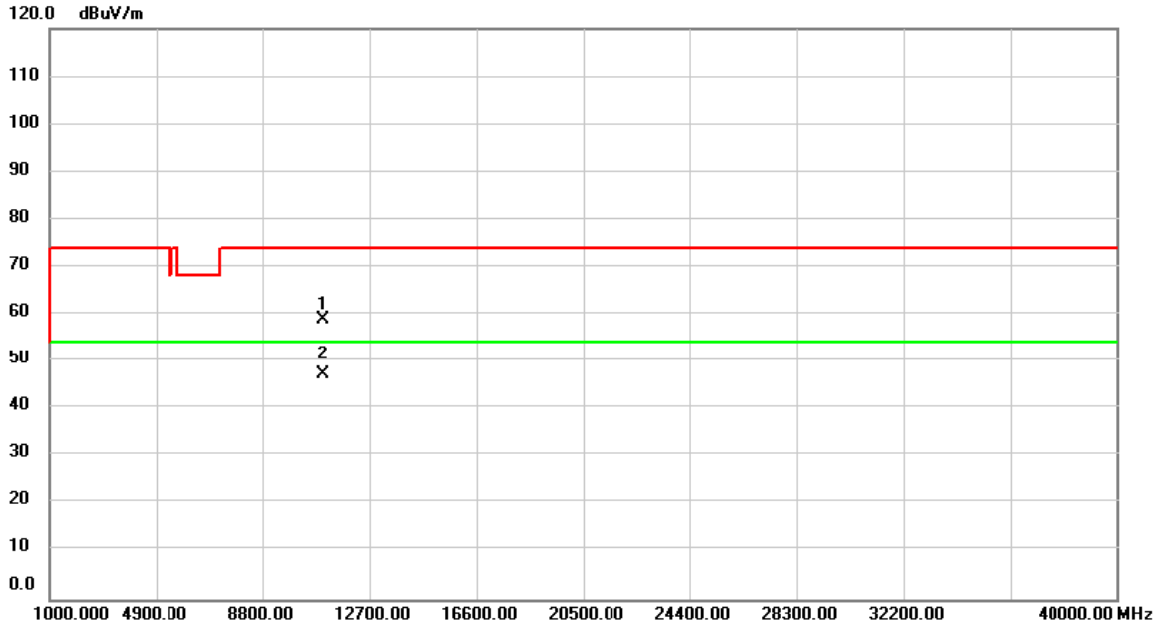
Orthogonal Axis: Z



No.	Mk.	Freq. MHz	Reading Level dBuV	Correct Factor dB	Measure- ment dBuV/m	Limit dBuV/m	Over dB	Detector	Comment
1		5459.930	15.02	37.88	52.90	74.00	-21.10	peak	
2		5459.930	2.69	37.88	40.57	54.00	-13.43	AVG	
3		5461.430	15.40	37.88	53.28	68.20	-14.92	peak	
4	X	5500.000	63.36	37.92	101.28	74.00	27.28	peak	No Limit
5	*	5500.000	53.23	37.92	91.15	54.00	37.15	AVG	No Limit

Test Mode	UNII-2C/ TX A Mode 5500MHz	Polarization	Vertical
-----------	----------------------------	--------------	----------

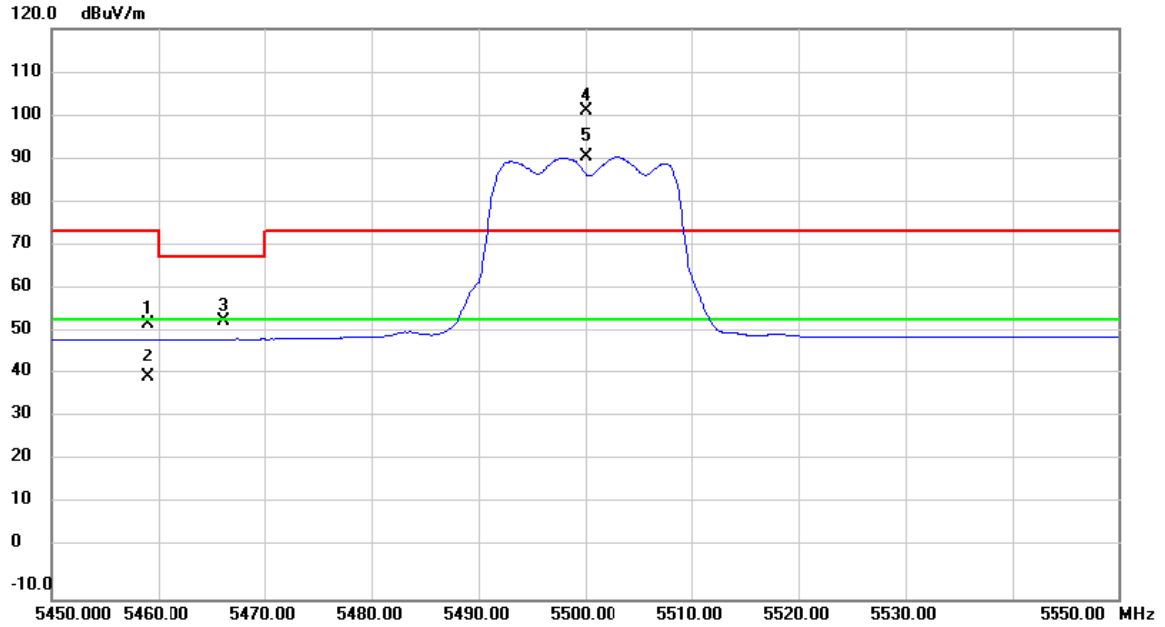
Orthogonal Axis: Z



No.	Mk.	Freq. MHz	Reading Level dBuV	Correct Factor dB	Measure- ment dBuV/m	Limit dBuV/m	Over dB	Detector	Comment
1		11000.00	54.76	4.26	59.02	74.00	-14.98	peak	
2	*	11000.00	42.91	4.26	47.17	54.00	-6.83	AVG	

Test Mode	UNII-2C/ TX A Mode 5500MHz	Polarization	Horizontal
-----------	----------------------------	--------------	------------

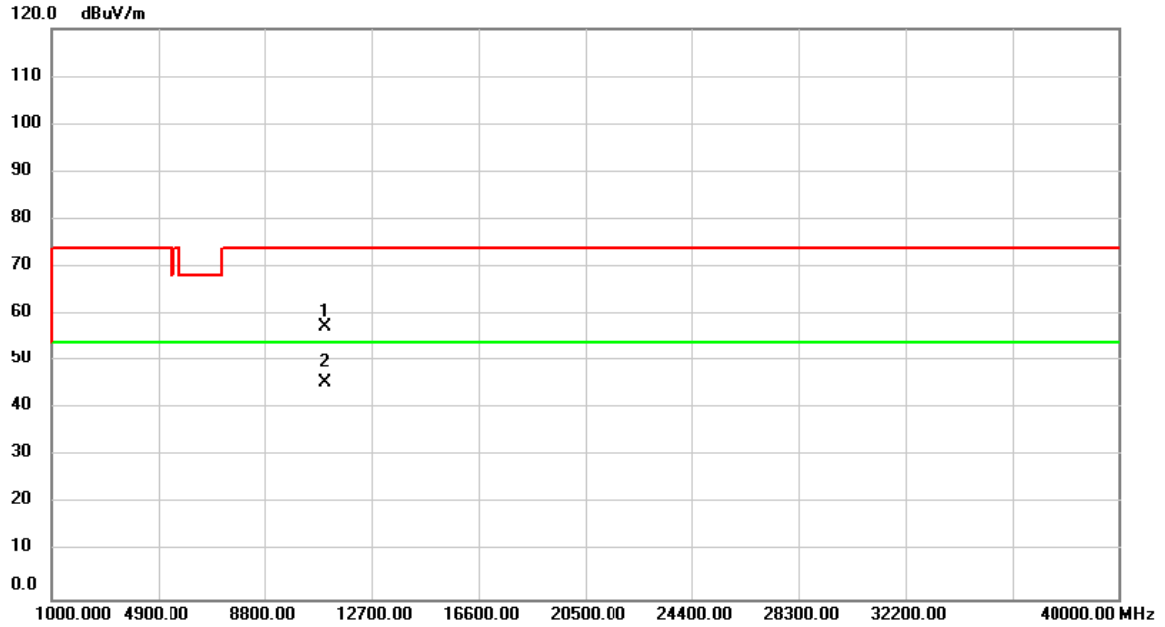
Orthogonal Axis: Z



No.	Mk.	Freq. MHz	Reading Level dBuV	Correct Factor dB	Measure- ment dBuV/m	Limit dBuV/m	Over dB	Detector	Comment
1		5458.970	15.05	37.88	52.93	74.00	-21.07	peak	
2		5458.970	2.53	37.88	40.41	54.00	-13.59	AVG	
3		5466.250	15.73	37.88	53.61	68.20	-14.59	peak	
4	X	5500.000	63.46	37.92	101.38	74.00	27.38	peak	No Limit
5	*	5500.000	52.91	37.92	90.83	54.00	36.83	AVG	No Limit

Test Mode	UNII-2C/ TX A Mode 5500MHz	Polarization	Horizontal
-----------	----------------------------	--------------	------------

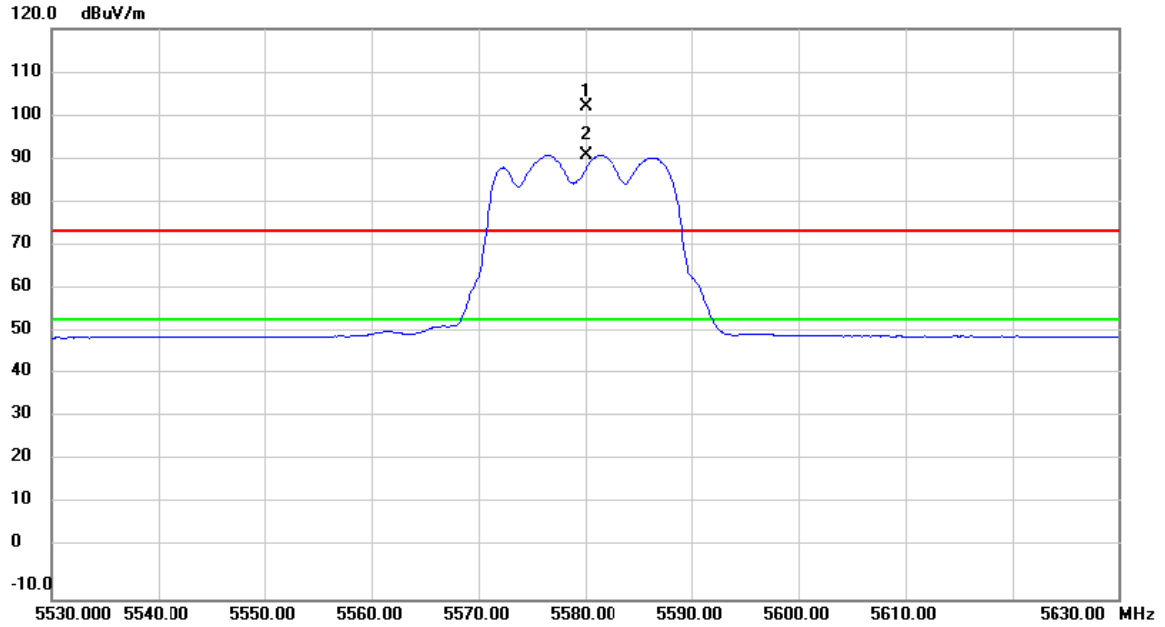
Orthogonal Axis: Z



No.	Mk.	Freq. MHz	Reading Level dBuV	Correct Factor dB	Measure- ment dBuV/m	Limit dBuV/m	Over dB	Detector	Comment
1		11000.00	53.34	4.26	57.60	74.00	-16.40	peak	
2	*	11000.00	41.05	4.26	45.31	54.00	-8.69	AVG	

Test Mode	UNII-2C/ TX A Mode 5580MHz	Polarization	Vertical
-----------	----------------------------	--------------	----------

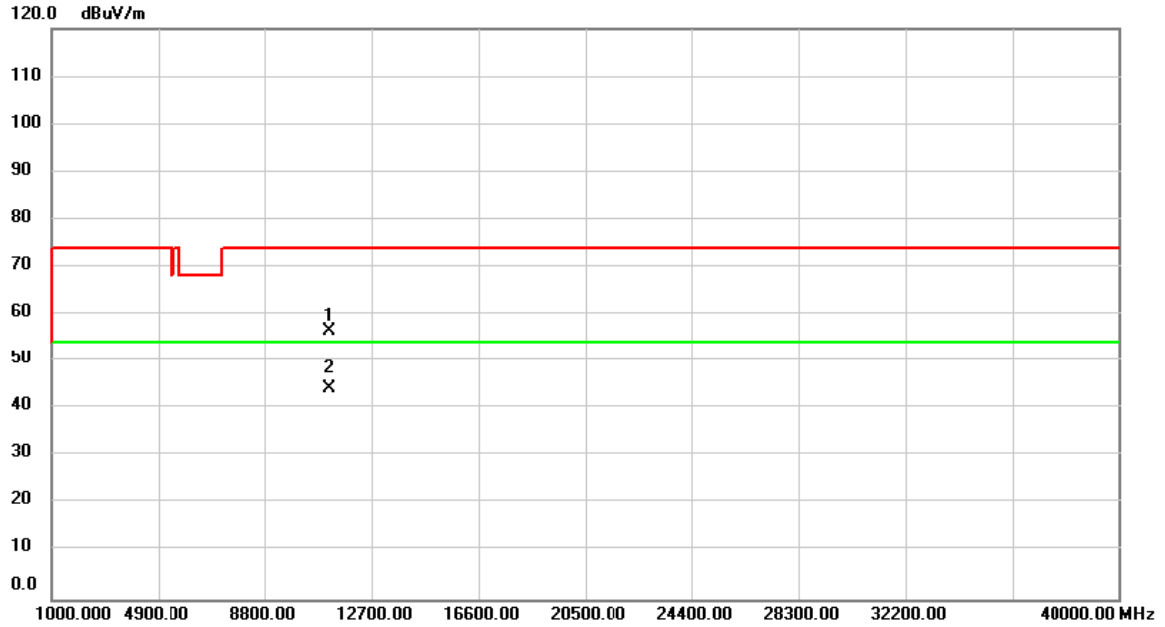
Orthogonal Axis: Z



No.	Mk.	Freq. MHz	Reading Level dBuV	Correct Factor dB	Measure- ment dBuV/m	Limit dBuV/m	Over dB	Detector	Comment
1	X	5580.000	64.29	38.14	102.43	74.00	28.43	peak	No Limit
2	*	5580.000	53.16	38.14	91.30	54.00	37.30	AVG	No Limit

Test Mode	UNII-2C/ TX A Mode 5580MHz	Polarization	Vertical
-----------	----------------------------	--------------	----------

Orthogonal Axis: Z

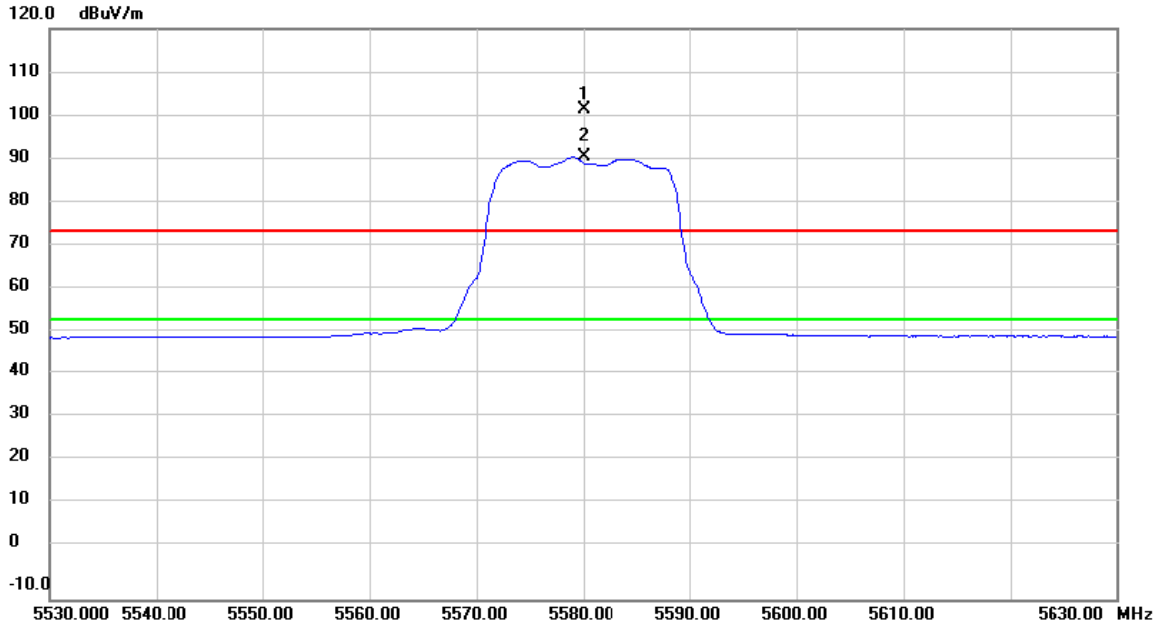


No.	Mk.	Freq. MHz	Reading Level dBuV	Correct Factor dB	Measure- ment dBuV/m	Limit dBuV/m	Over dB	Detector	Comment
1		11160.00	53.63	3.04	56.67	74.00	-17.33	peak	
2	*	11160.00	41.12	3.04	44.16	54.00	-9.84	AVG	



Test Mode	UNII-2C/ TX A Mode 5580MHz	Polarization	Horizontal
-----------	----------------------------	--------------	------------

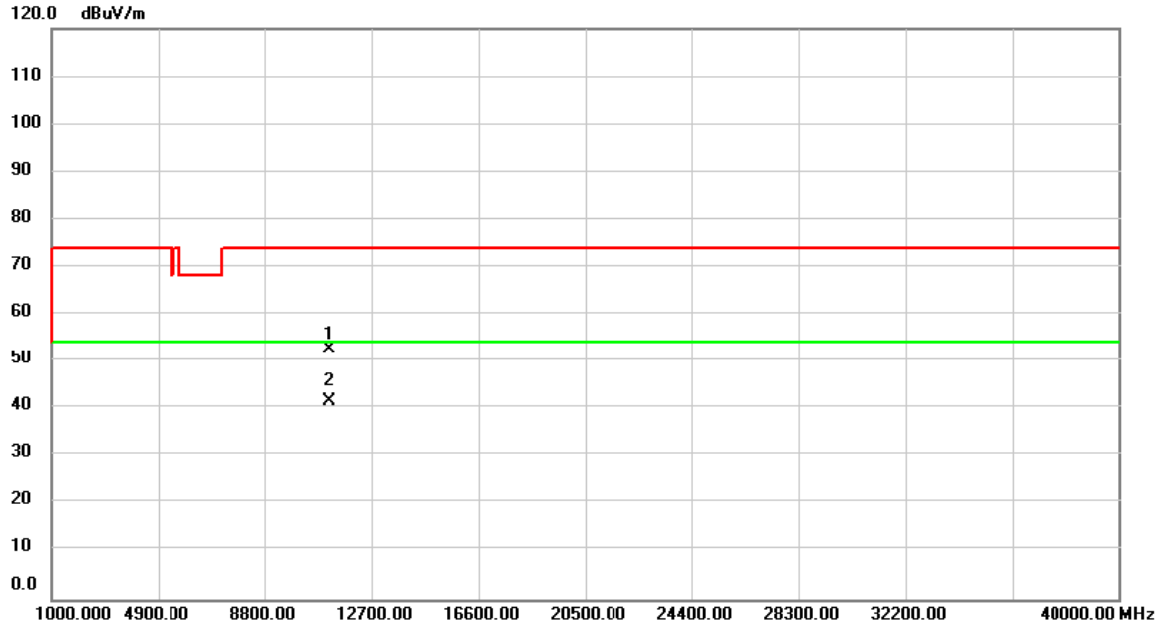
Orthogonal Axis: Z



No.	Mk.	Freq.	Reading Level	Correct Factor	Measurement	Limit	Over	Detector	Comment
		MHz	dBuV	dB	dBuV/m	dBuV/m	dB		
1	X	5580.000	63.66	38.14	101.80	74.00	27.80	peak	No Limit
2	*	5580.000	52.68	38.14	90.82	54.00	36.82	AVG	No Limit

Test Mode	UNII-2C/ TX A Mode 5580MHz	Polarization	Horizontal
-----------	----------------------------	--------------	------------

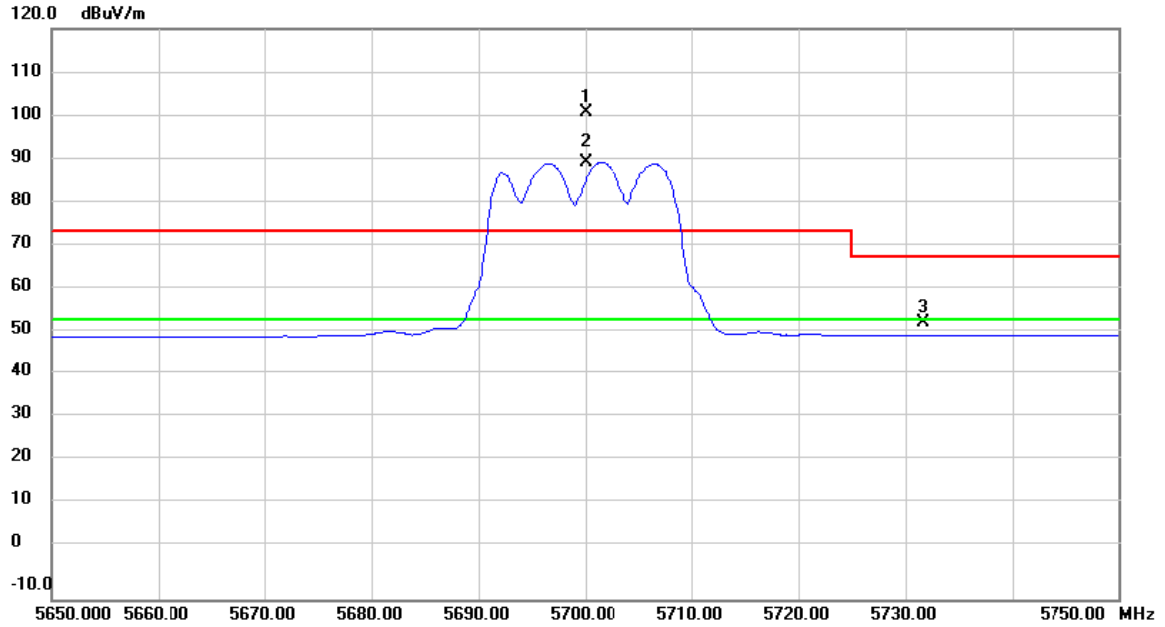
Orthogonal Axis: Z



No.	Mk.	Freq. MHz	Reading Level dBuV	Correct Factor dB	Measure- ment dBuV/m	Limit dBuV/m	Over dB	Detector	Comment
1		11160.00	49.75	3.04	52.79	74.00	-21.21	peak	
2	*	11160.00	38.54	3.04	41.58	54.00	-12.42	AVG	

Test Mode	UNII-2C/ TX A Mode 5700MHz	Polarization	Vertical
-----------	----------------------------	--------------	----------

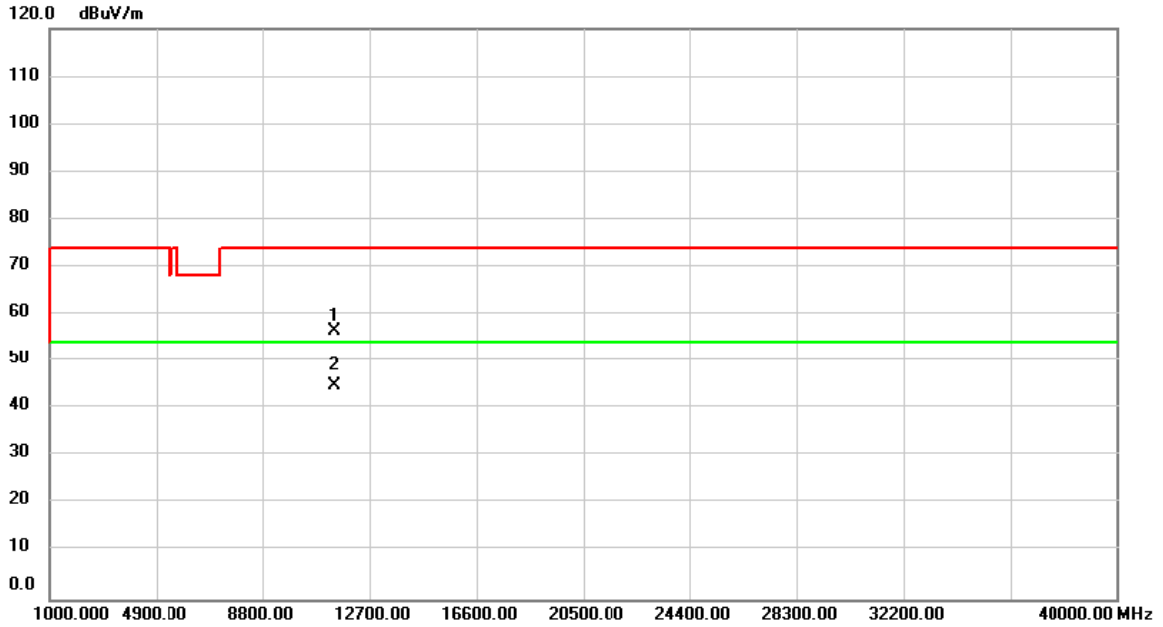
Orthogonal Axis: Z



No.	Mk.	Freq. MHz	Reading Level dBuV	Correct Factor dB	Measure- ment dBuV/m	Limit dBuV/m	Over dB	Detector	Comment
1	X	5700.000	62.53	38.46	100.99	74.00	26.99	peak	No Limit
2	*	5700.000	51.23	38.46	89.69	54.00	35.69	AVG	No Limit
3		5731.700	14.79	38.55	53.34	68.20	-14.86	peak	

Test Mode	UNII-2C/ TX A Mode 5700MHz	Polarization	Vertical
-----------	----------------------------	--------------	----------

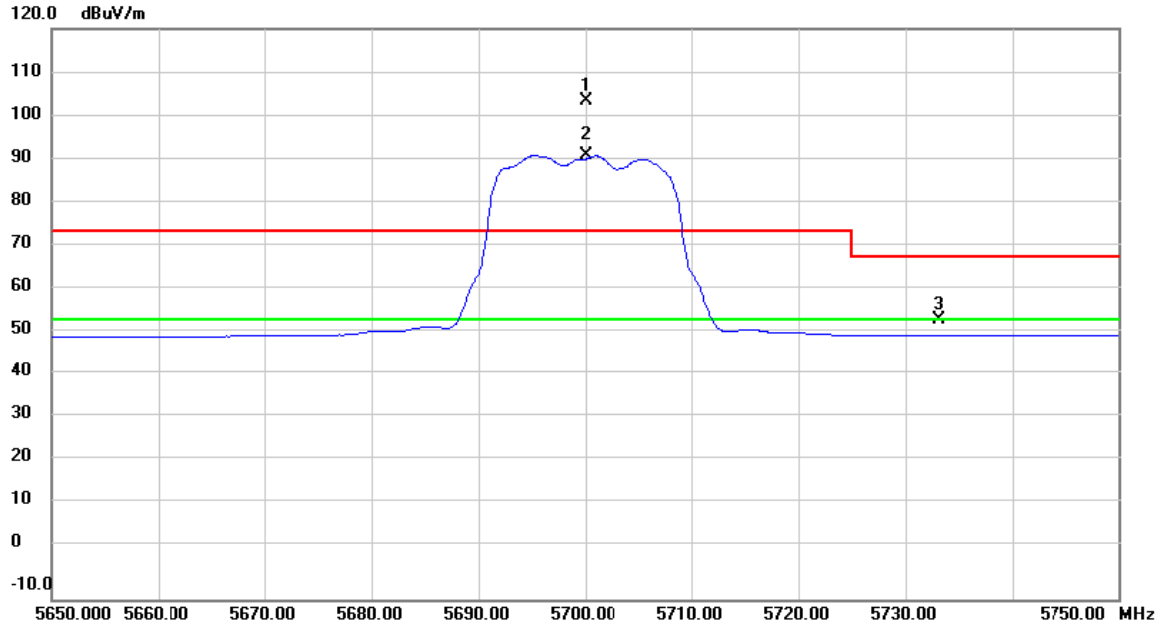
Orthogonal Axis: Z



No.	Mk.	Freq. MHz	Reading Level dBuV	Correct Factor dB	Measure- ment dBuV/m	Limit dBuV/m	Over dB	Detector	Comment
1		11400.00	53.39	3.30	56.69	74.00	-17.31	peak	
2	*	11400.00	41.51	3.30	44.81	54.00	-9.19	AVG	

Test Mode	UNII-2C/ TX A Mode 5700MHz	Polarization	Horizontal
-----------	----------------------------	--------------	------------

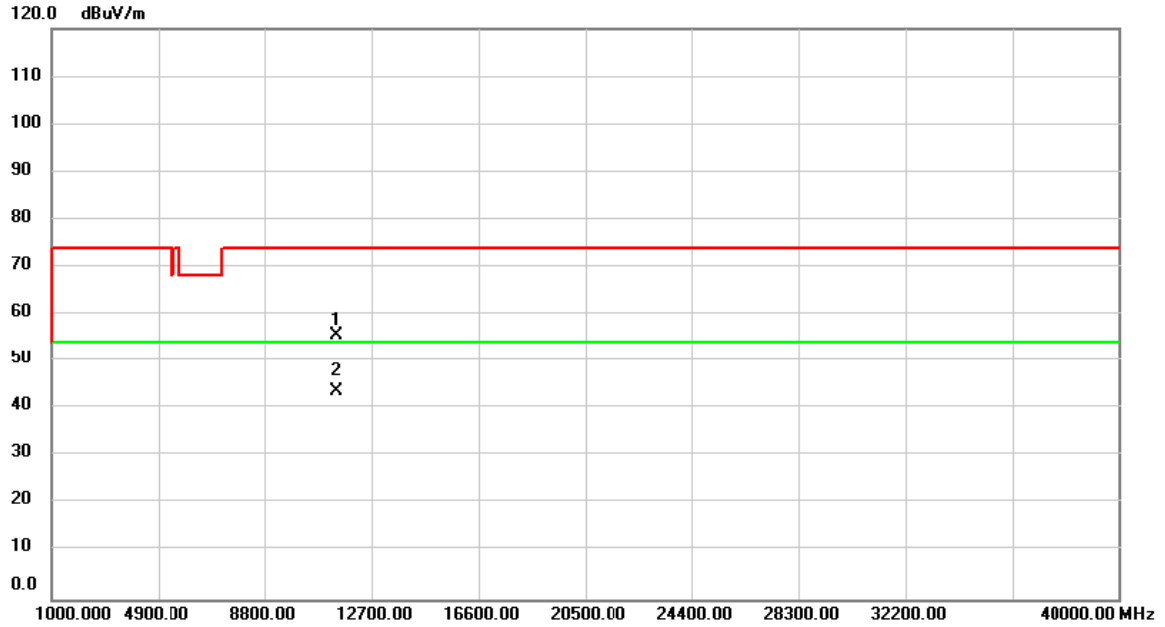
Orthogonal Axis: Z



No.	Mk.	Freq. MHz	Reading Level dBuV	Correct Factor dB	Measure- ment dBuV/m	Limit dBuV/m	Over dB	Detector	Comment
1	X	5700.000	65.12	38.46	103.58	74.00	29.58	peak	No Limit
2	*	5700.000	52.76	38.46	91.22	54.00	37.22	AVG	No Limit
3		5733.150	15.22	38.55	53.77	68.20	-14.43	peak	

Test Mode	UNII-2C/ TX A Mode 5700MHz	Polarization	Horizontal
-----------	----------------------------	--------------	------------

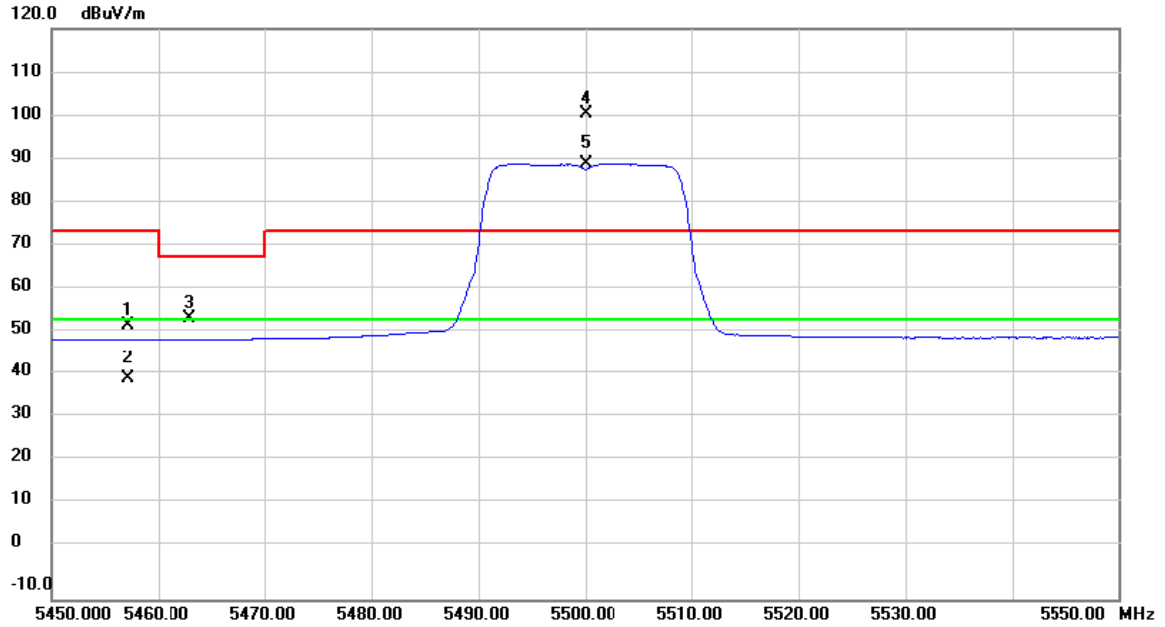
Orthogonal Axis: Z



No.	Mk.	Freq. MHz	Reading Level dBuV	Correct Factor dB	Measure- ment dBuV/m	Limit dBuV/m	Over dB	Detector	Comment
1		11400.00	52.23	3.30	55.53	74.00	-18.47	peak	
2	*	11400.00	40.24	3.30	43.54	54.00	-10.46	AVG	

Test Mode	UNII-2C/ TX N20 Mode 5500MHz	Polarization	Vertical
-----------	------------------------------	--------------	----------

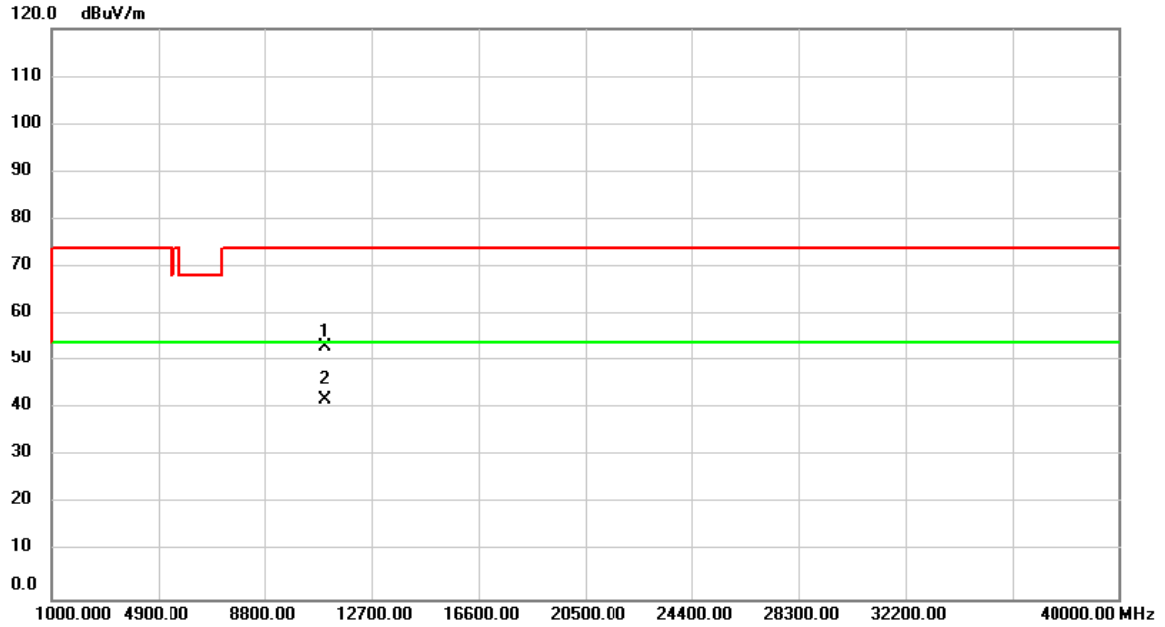
Orthogonal Axis: Z



No.	Mk.	Freq. MHz	Reading Level dBuV	Correct Factor dB	Measure- ment dBuV/m	Limit dBuV/m	Over dB	Detector	Comment
1		5457.100	14.71	37.87	52.58	74.00	-21.42	peak	
2		5457.100	2.35	37.87	40.22	54.00	-13.78	AVG	
3		5462.940	16.43	37.88	54.31	68.20	-13.89	peak	
4	X	5500.000	62.64	37.92	100.56	74.00	26.56	peak	No Limit
5	*	5500.000	51.36	37.92	89.28	54.00	35.28	AVG	No Limit

Test Mode	UNII-2C/ TX N20 Mode 5500MHz	Polarization	Vertical
-----------	------------------------------	--------------	----------

Orthogonal Axis: Z

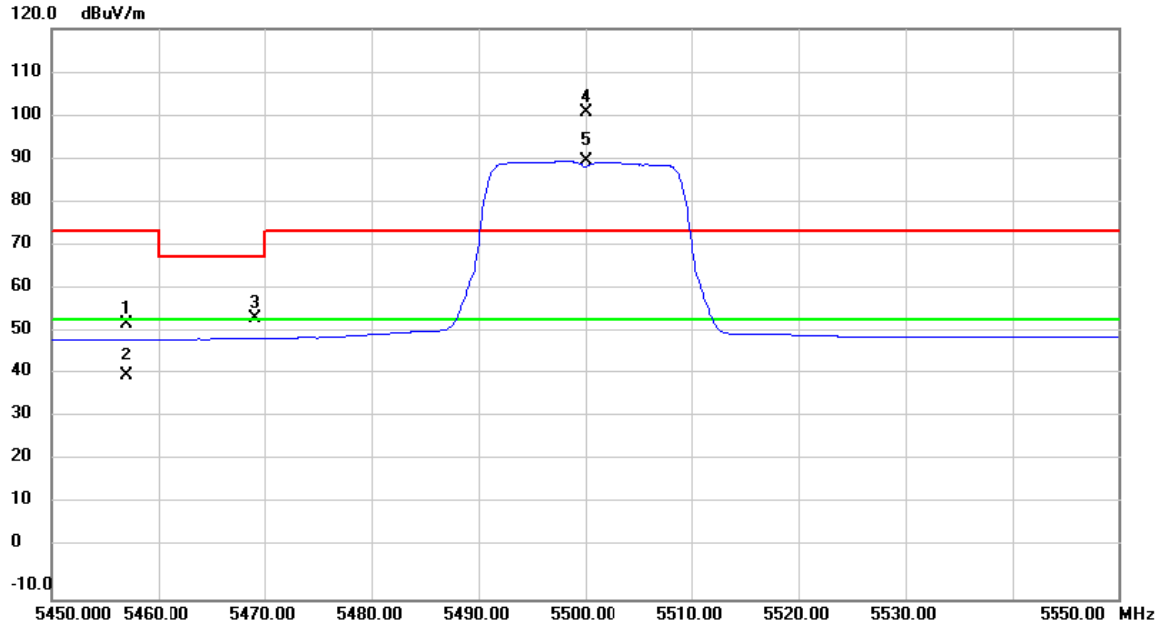


No.	Mk.	Freq. MHz	Reading Level dBuV	Correct Factor dB	Measure- ment dBuV/m	Limit dBuV/m	Over dB	Detector	Comment
1		11000.00	50.38	2.85	53.23	74.00	-20.77	peak	
2	*	11000.00	38.96	2.85	41.81	54.00	-12.19	AVG	



Test Mode	UNII-2C/ TX N20 Mode 5500MHz	Polarization	Horizontal
-----------	------------------------------	--------------	------------

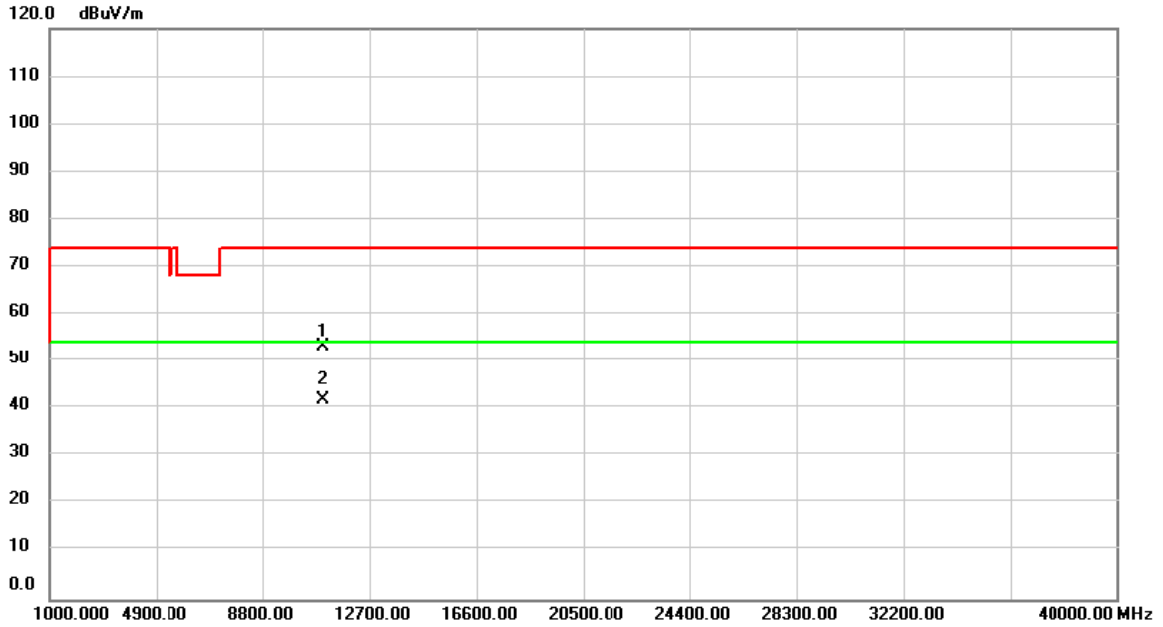
Orthogonal Axis: Z



No.	Mk.	Freq. MHz	Reading Level dBuV	Correct Factor dB	Measure- ment dBuV/m	Limit dBuV/m	Over dB	Detector	Comment
1		5457.060	15.04	37.87	52.91	74.00	-21.09	peak	
2		5457.060	2.89	37.87	40.76	54.00	-13.24	AVG	
3		5469.120	16.42	37.89	54.31	68.20	-13.89	peak	
4	X	5500.000	63.21	37.92	101.13	74.00	27.13	peak	No Limit
5	*	5500.000	51.93	37.92	89.85	54.00	35.85	AVG	No Limit

Test Mode	UNII-2C/ TX N20 Mode 5500MHz	Polarization	Horizontal
-----------	------------------------------	--------------	------------

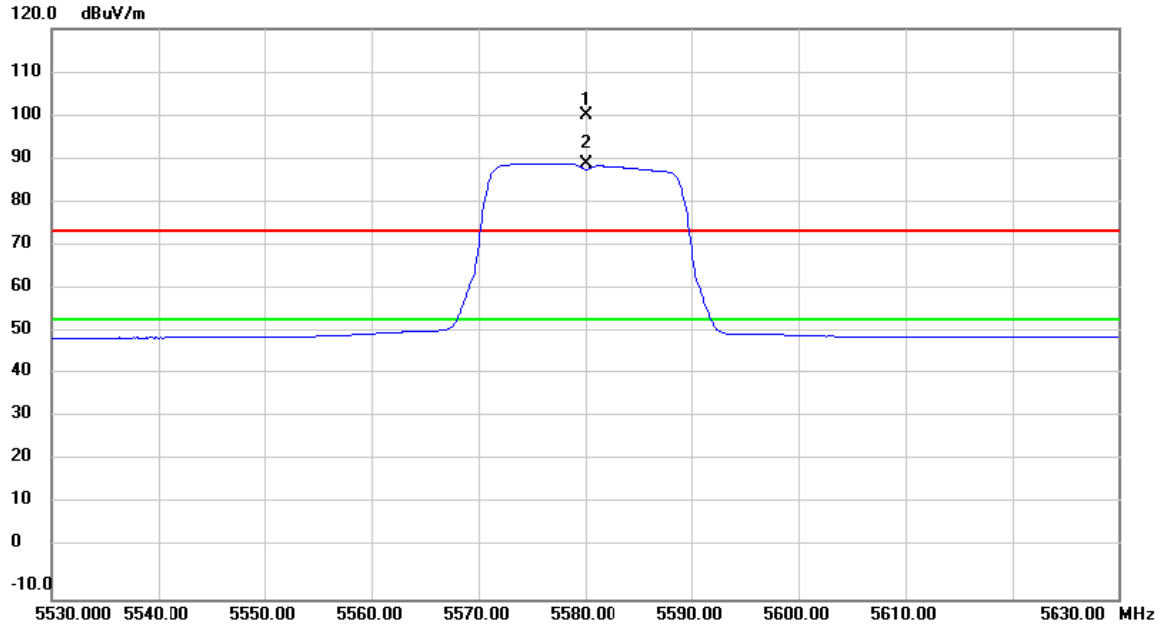
Orthogonal Axis: Z



No.	Mk.	Freq. MHz	Reading Level dBuV	Correct Factor dB	Measure- ment dBuV/m	Limit dBuV/m	Over dB	Detector	Comment
1		11000.00	50.53	2.85	53.38	74.00	-20.62	peak	
2	*	11000.00	38.95	2.85	41.80	54.00	-12.20	AVG	

Test Mode	UNII-2C/ TX N20 Mode 5580MHz	Polarization	Vertical
-----------	------------------------------	--------------	----------

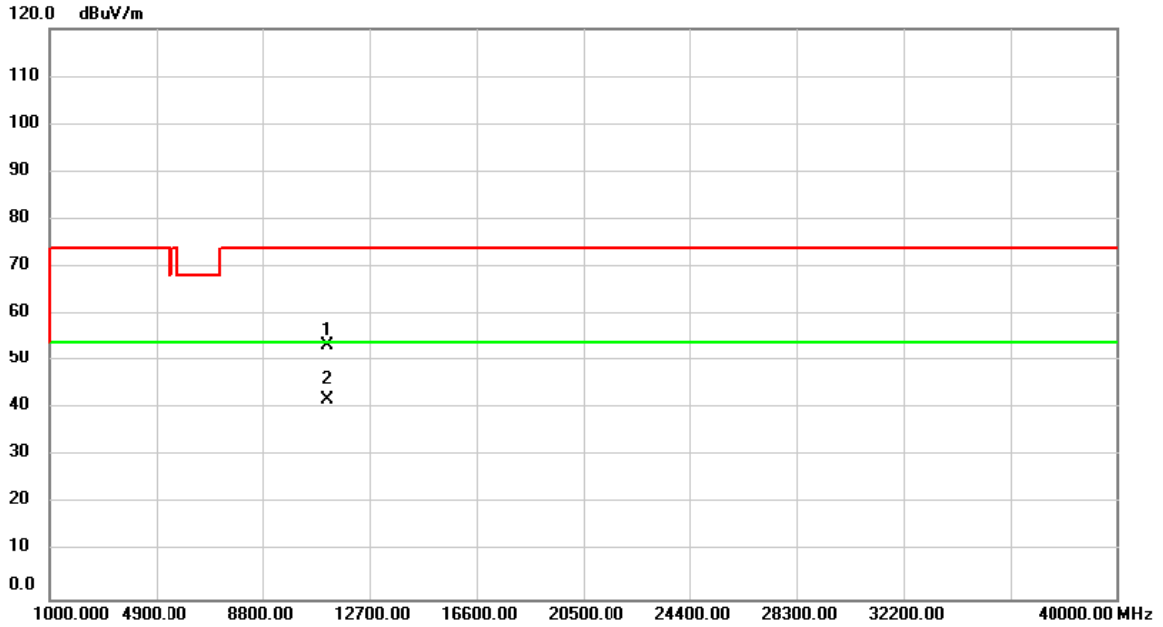
Orthogonal Axis: Z



No.	Mk.	Freq. MHz	Reading Level dBuV	Correct Factor dB	Measure- ment dBuV/m	Limit dBuV/m	Over dB	Detector	Comment
1	X	5580.000	62.16	38.14	100.30	74.00	26.30	peak	No Limit
2	*	5580.000	51.21	38.14	89.35	54.00	35.35	AVG	No Limit

Test Mode	UNII-2C/ TX N20 Mode 5580MHz	Polarization	Vertical
-----------	------------------------------	--------------	----------

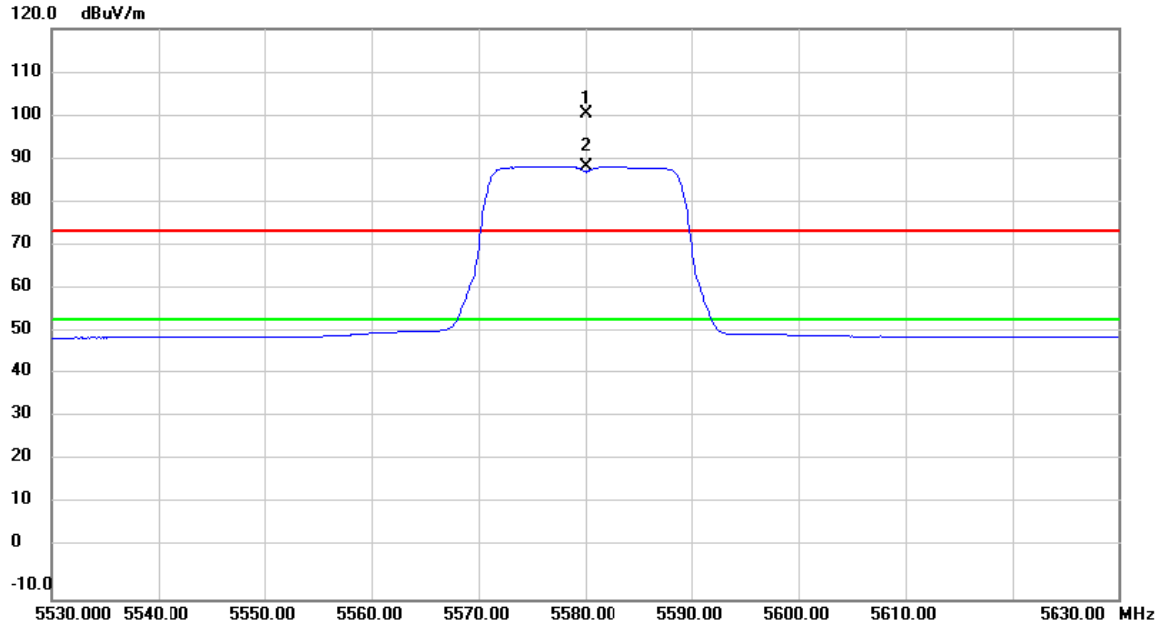
Orthogonal Axis: Z



No.	Mk.	Freq. MHz	Reading Level dBuV	Correct Factor dB	Measure- ment dBuV/m	Limit dBuV/m	Over dB	Detector	Comment
1		11160.00	50.48	3.04	53.52	74.00	-20.48	peak	
2	*	11160.00	38.66	3.04	41.70	54.00	-12.30	AVG	

Test Mode	UNII-2C/ TX N20 Mode 5580MHz	Polarization	Horizontal
-----------	------------------------------	--------------	------------

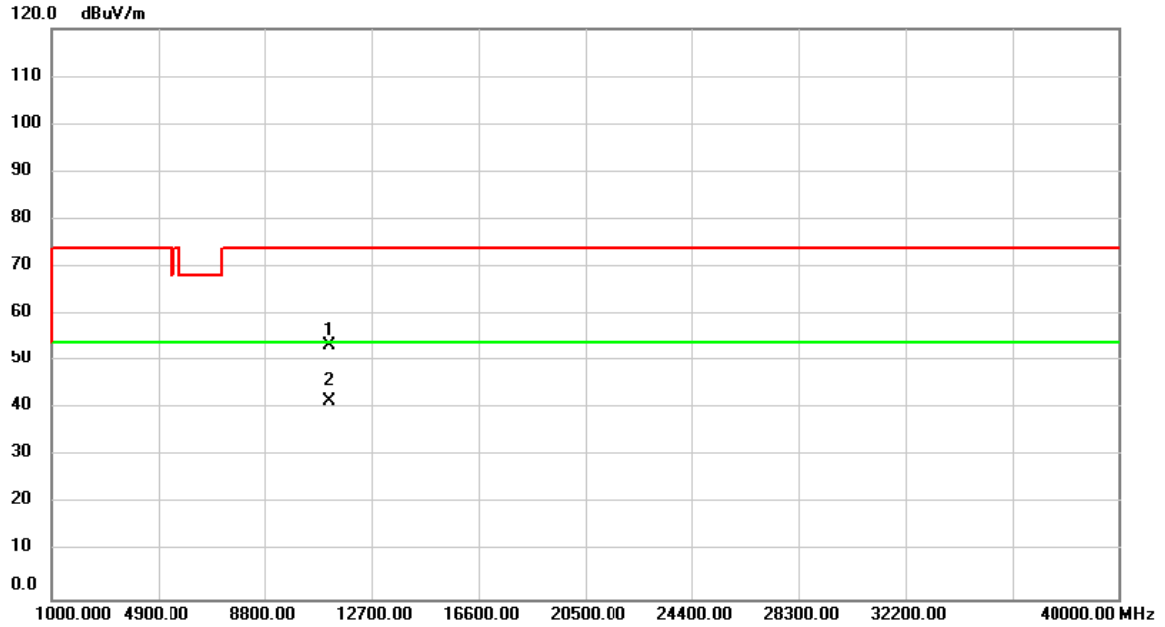
Orthogonal Axis: Z



No.	Mk.	Freq. MHz	Reading Level dBuV	Correct Factor dB	Measure- ment dBuV/m	Limit dBuV/m	Over dB	Detector	Comment
1	X	5580.000	62.46	38.14	100.60	74.00	26.60	peak	No Limit
2	*	5580.000	50.59	38.14	88.73	54.00	34.73	AVG	No Limit

Test Mode	UNII-2C/ TX N20 Mode 5580MHz	Polarization	Horizontal
-----------	------------------------------	--------------	------------

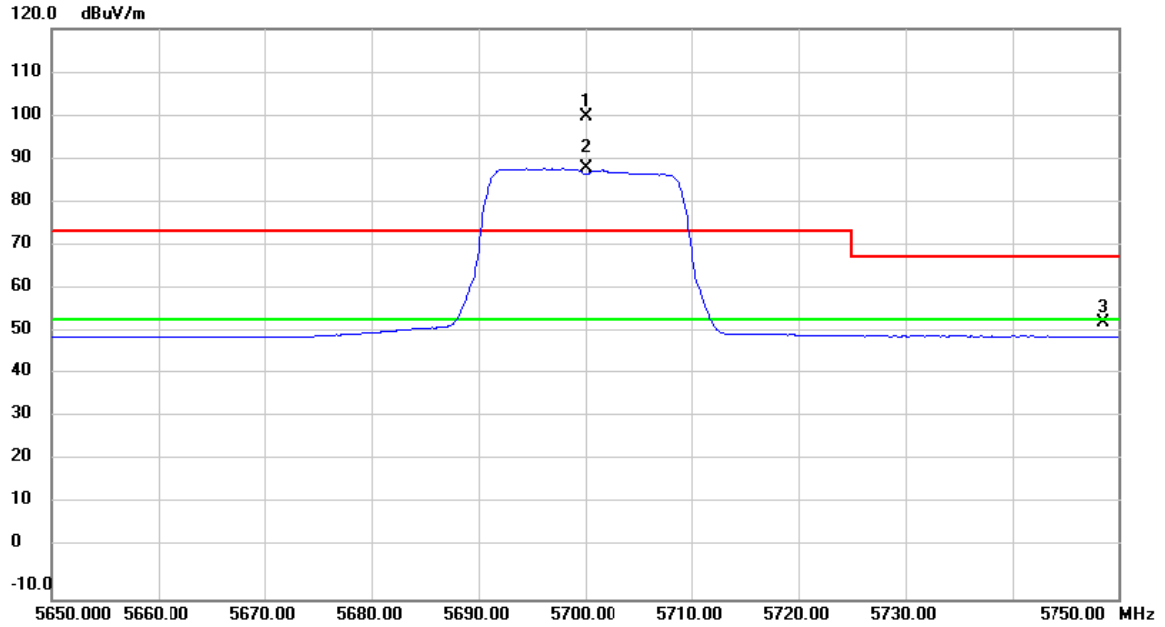
Orthogonal Axis: Z



No.	Mk.	Freq. MHz	Reading Level dBuV	Correct Factor dB	Measure- ment dBuV/m	Limit dBuV/m	Over dB	Detector	Comment
1		11160.00	50.55	3.04	53.59	74.00	-20.41	peak	
2	*	11160.00	38.63	3.04	41.67	54.00	-12.33	AVG	

Test Mode	UNII-2C/ TX N20 Mode 5700MHz	Polarization	Vertical
-----------	------------------------------	--------------	----------

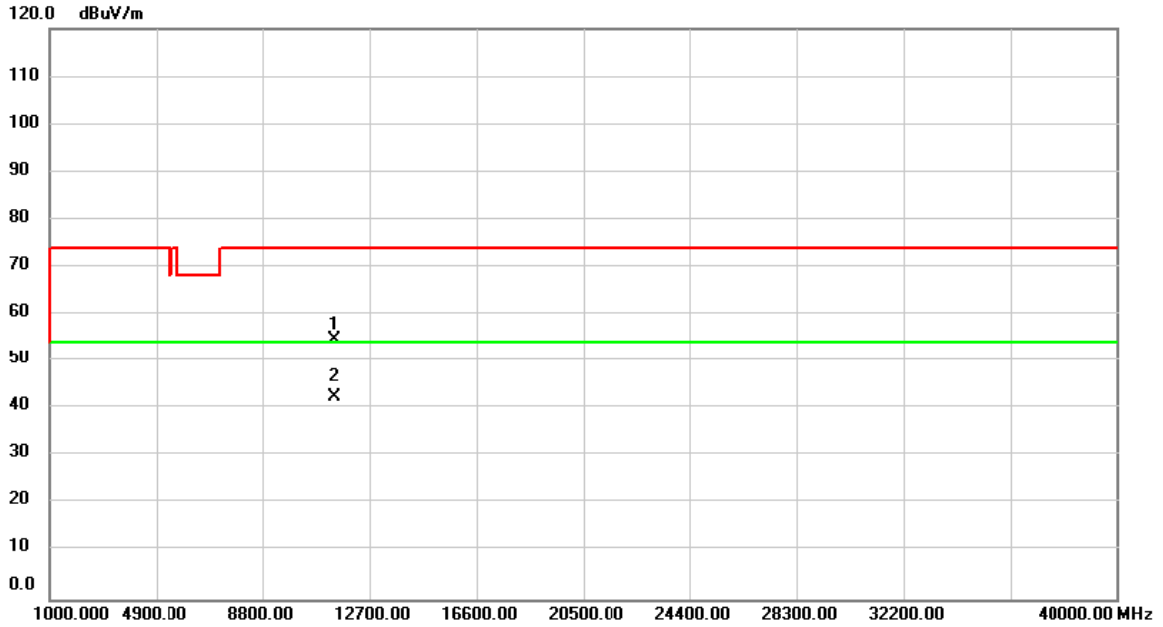
Orthogonal Axis: Z



No.	Mk.	Freq. MHz	Reading Level dBuV	Correct Factor dB	Measure- ment dBuV/m	Limit dBuV/m	Over dB	Detector	Comment
1	X	5700.000	61.57	38.46	100.03	74.00	26.03	peak	No Limit
2	*	5700.000	49.77	38.46	88.23	54.00	34.23	AVG	No Limit
3		5748.550	14.66	38.60	53.26	68.20	-14.94	peak	

Test Mode	UNII-2C/ TX N20 Mode 5700MHz	Polarization	Vertical
-----------	------------------------------	--------------	----------

Orthogonal Axis: Z

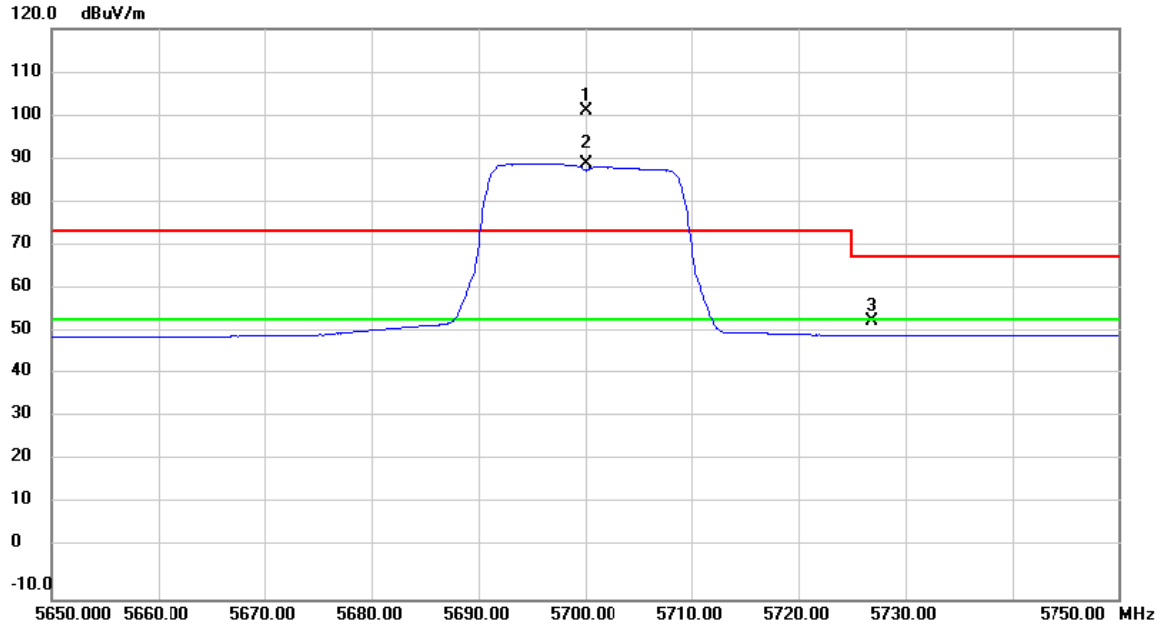


No.	Mk.	Freq. MHz	Reading Level dBuV	Correct Factor dB	Measure- ment dBuV/m	Limit dBuV/m	Over dB	Detector	Comment
1		11400.00	51.36	3.30	54.66	74.00	-19.34	peak	
2	*	11400.00	39.10	3.30	42.40	54.00	-11.60	AVG	



Test Mode	UNII-2C/ TX N20 Mode 5700MHz	Polarization	Horizontal
-----------	------------------------------	--------------	------------

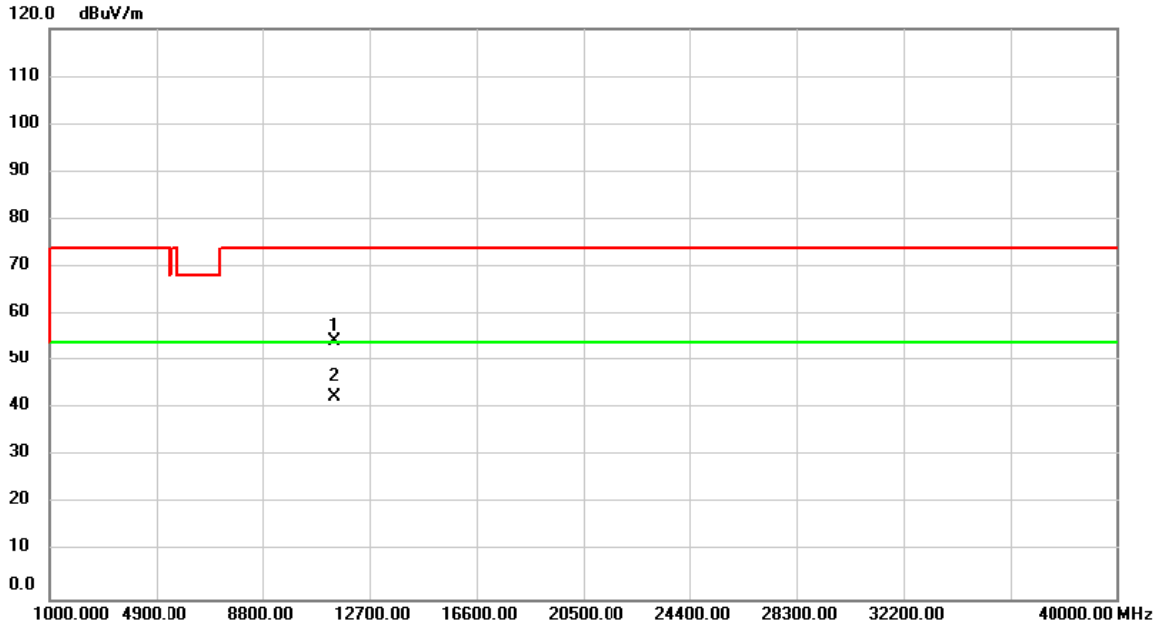
Orthogonal Axis: Z



No.	Mk.	Freq.	Reading Level	Correct Factor	Measurement	Limit	Over	Detector	Comment
		MHz	dBuV	dB	dBuV/m	dBuV/m	dB		
1	X	5700.000	62.77	38.46	101.23	74.00	27.23	peak	No Limit
2	*	5700.000	50.92	38.46	89.38	54.00	35.38	AVG	No Limit
3		5726.850	14.96	38.53	53.49	68.20	-14.71	peak	

Test Mode	UNII-2C/ TX N20 Mode 5700MHz	Polarization	Horizontal
-----------	------------------------------	--------------	------------

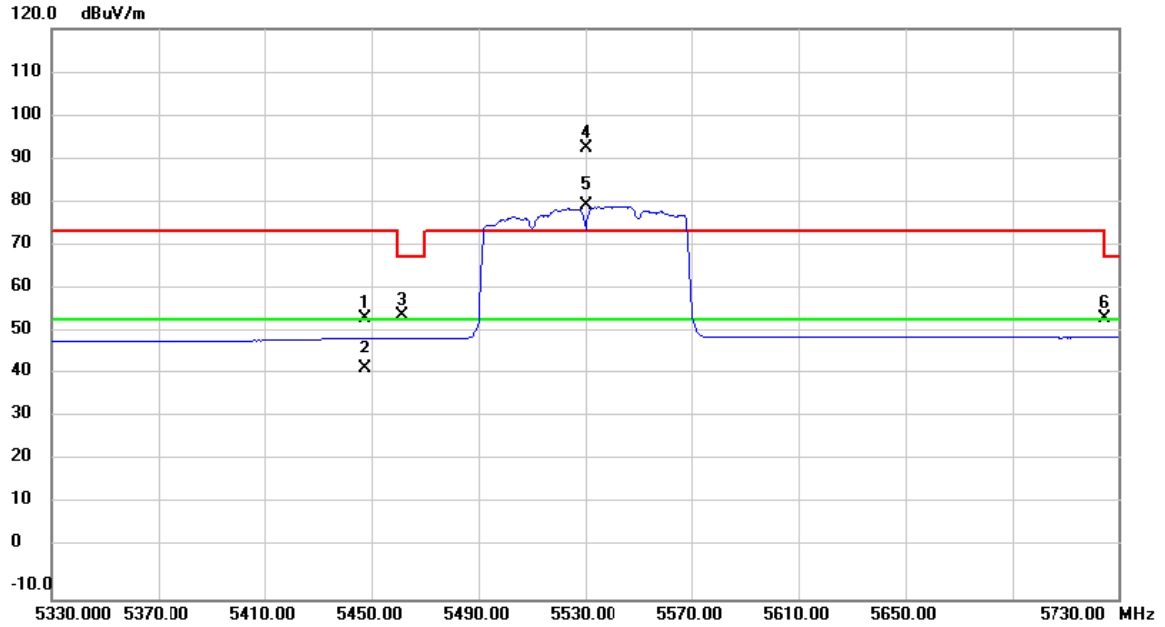
Orthogonal Axis: Z



No.	Mk.	Freq. MHz	Reading Level dBuV	Correct Factor dB	Measure- ment dBuV/m	Limit dBuV/m	Over dB	Detector	Comment
1		11400.00	51.05	3.30	54.35	74.00	-19.65	peak	
2	*	11400.00	39.10	3.30	42.40	54.00	-11.60	AVG	

Test Mode	UNII-2C/ TX AC80 Mode 5530MHz	Polarization	Vertical
-----------	-------------------------------	--------------	----------

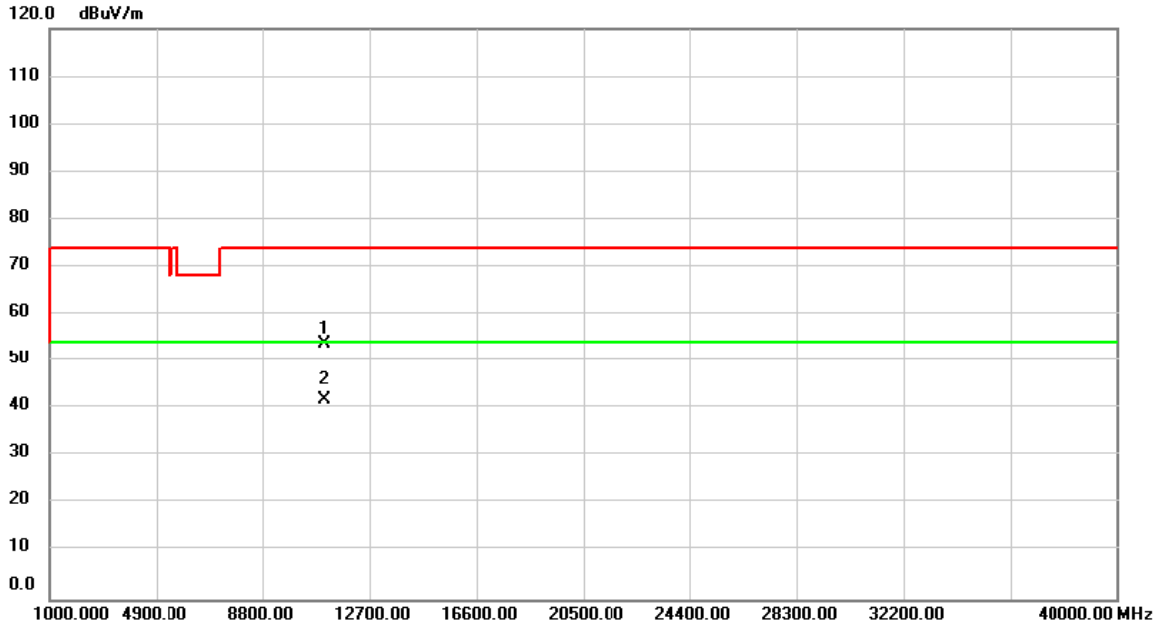
Orthogonal Axis: Z



No.	Mk.	Freq. MHz	Reading Level dBuV	Correct Factor dB	Measure- ment dBuV/m	Limit dBuV/m	Over dB	Detector	Comment
1		5447.520	16.36	37.86	54.22	74.00	-19.78	peak	
2		5447.520	4.75	37.86	42.61	54.00	-11.39	AVG	
3		5461.380	16.91	37.88	54.79	68.20	-13.41	peak	
4	X	5530.000	54.80	38.00	92.80	74.00	18.80	peak	No Limit
5	*	5530.000	41.72	38.00	79.72	54.00	25.72	AVG	No Limit
6		5725.050	15.52	38.53	54.05	68.20	-14.15	peak	

Test Mode	UNII-2C/ TX AC80 Mode 5530MHz	Polarization	Vertical
-----------	-------------------------------	--------------	----------

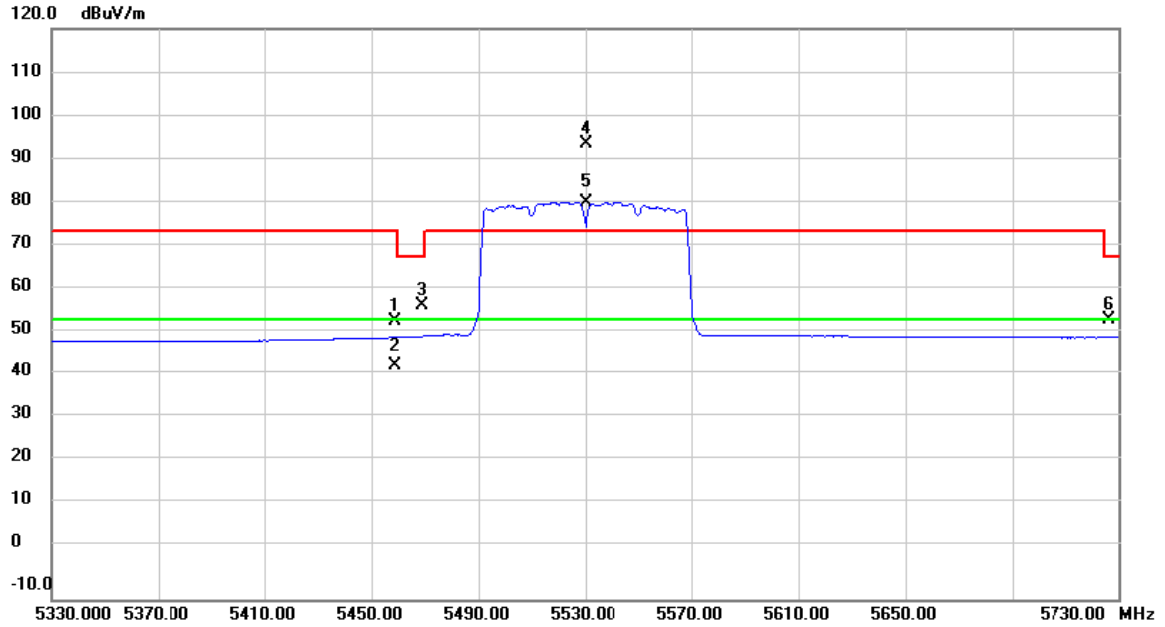
Orthogonal Axis: Z



No.	Mk.	Freq. MHz	Reading Level dBuV	Correct Factor dB	Measure- ment dBuV/m	Limit dBuV/m	Over dB	Detector	Comment
1		11060.00	50.90	2.92	53.82	74.00	-20.18	peak	
2	*	11060.00	38.78	2.92	41.70	54.00	-12.30	AVG	

Test Mode	UNII-2C/ TX AC80 Mode 5530MHz	Polarization	Horizontal
-----------	-------------------------------	--------------	------------

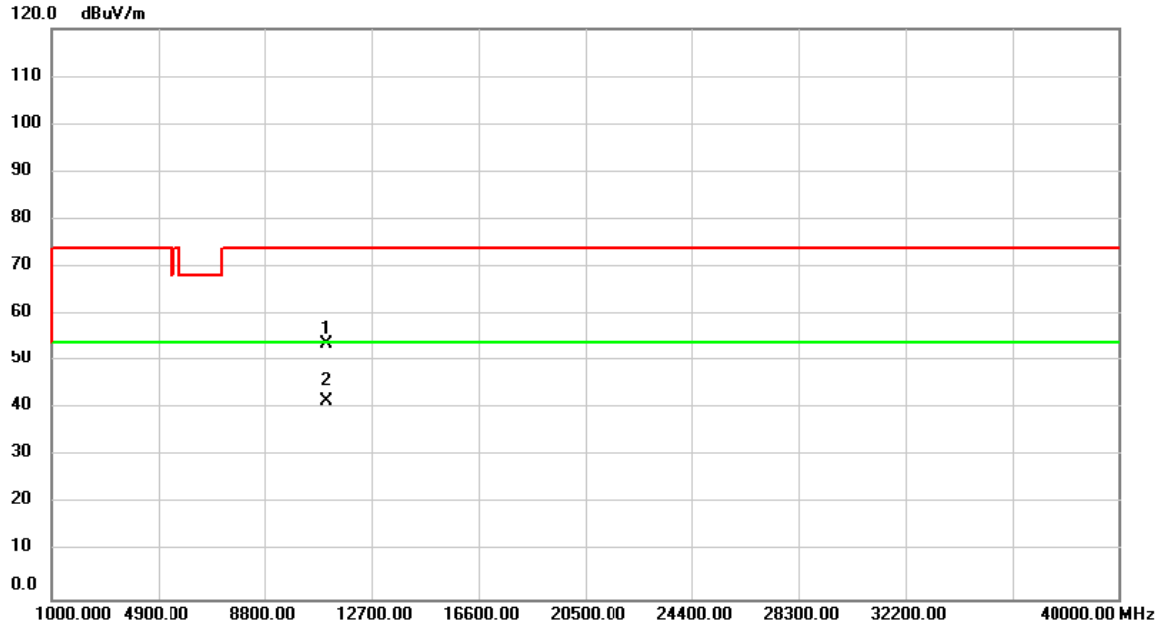
Orthogonal Axis: Z



No.	Mk.	Freq. MHz	Reading Level dBuV	Correct Factor dB	Measure- ment dBuV/m	Limit dBuV/m	Over dB	Detector	Comment
1		5458.960	15.53	37.88	53.41	74.00	-20.59	peak	
2		5458.960	5.22	37.88	43.10	54.00	-10.90	AVG	
3		5469.120	19.14	37.89	57.03	68.20	-11.17	peak	
4	X	5530.000	55.96	38.00	93.96	74.00	19.96	peak	No Limit
5	*	5530.000	42.62	38.00	80.62	54.00	26.62	AVG	No Limit
6		5726.380	15.33	38.53	53.86	68.20	-14.34	peak	

Test Mode	UNII-2C/ TX AC80 Mode 5530MHz	Polarization	Horizontal
-----------	-------------------------------	--------------	------------

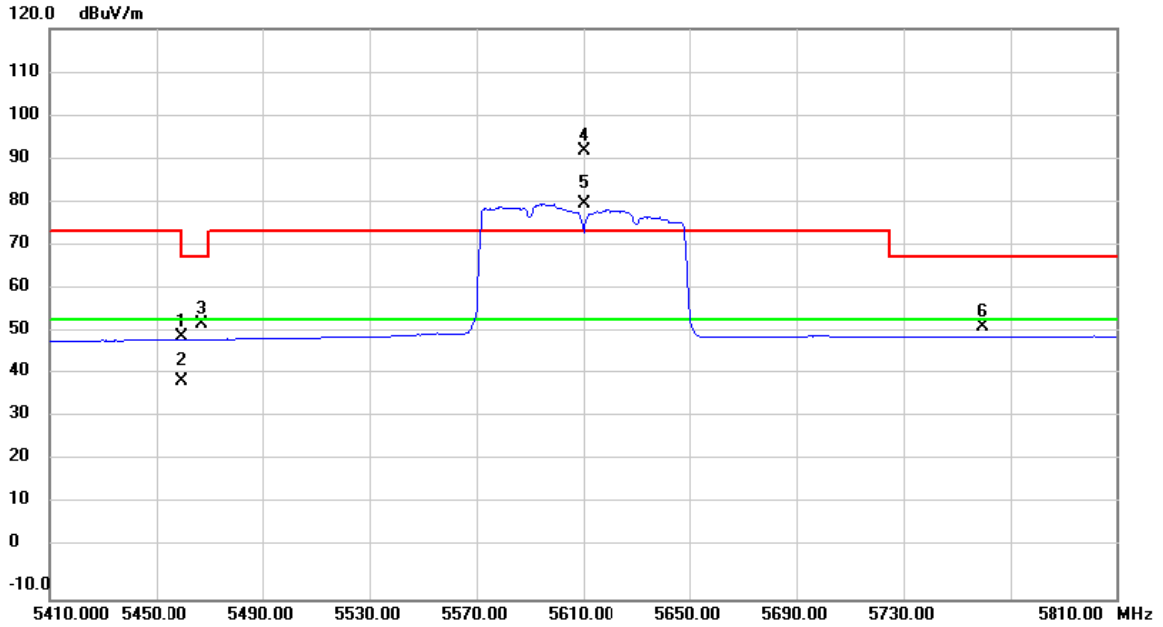
Orthogonal Axis: Z



No.	Mk.	Freq. MHz	Reading Level dBuV	Correct Factor dB	Measure- ment dBuV/m	Limit dBuV/m	Over dB	Detector	Comment
1		11060.00	50.90	2.92	53.82	74.00	-20.18	peak	
2	*	11060.00	38.73	2.92	41.65	54.00	-12.35	AVG	

Test Mode	UNII-2C/ TX AC80 Mode 5610MHz	Polarization	Vertical
-----------	-------------------------------	--------------	----------

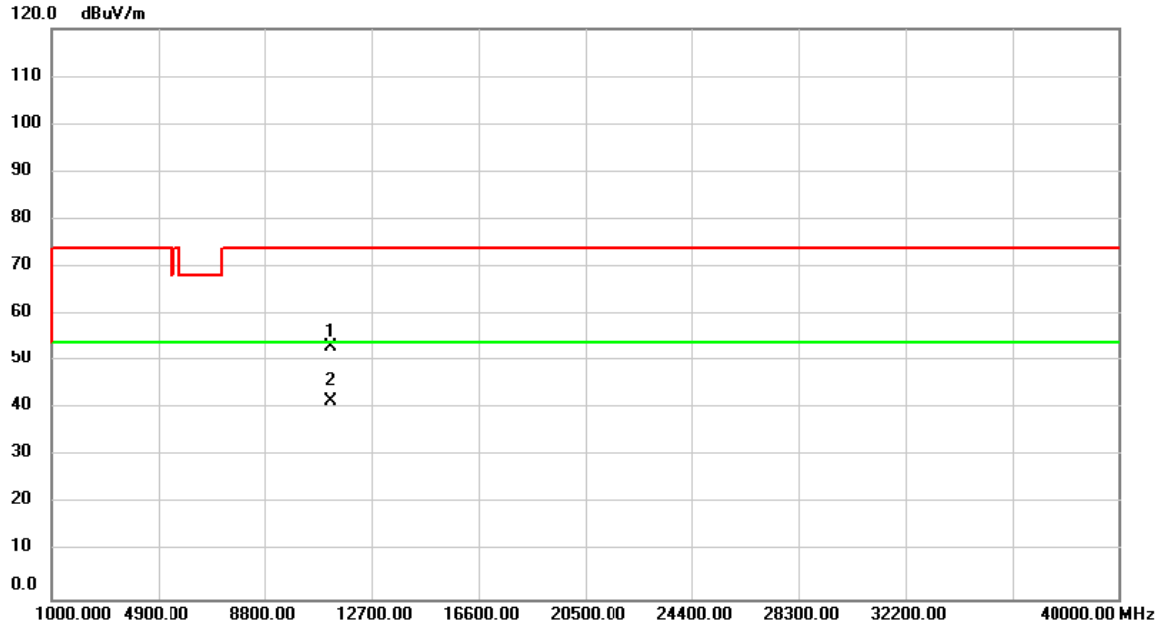
Orthogonal Axis: Z



No.	Mk.	Freq. MHz	Reading Level dBuV	Correct Factor dB	Measure- ment dBuV/m	Limit dBuV/m	Over dB	Detector	Comment
1		5459.900	12.19	37.88	50.07	74.00	-23.93	peak	
2		5459.900	1.81	37.88	39.69	54.00	-14.31	AVG	
3		5467.270	15.02	37.88	52.90	68.20	-15.30	peak	
4	X	5610.000	54.10	38.22	92.32	74.00	18.32	peak	No Limit
5	*	5610.000	41.96	38.22	80.18	54.00	26.18	AVG	No Limit
6		5759.850	13.50	38.63	52.13	68.20	-16.07	peak	

Test Mode	UNII-2C/ TX AC80 Mode 5610MHz	Polarization	Vertical
-----------	-------------------------------	--------------	----------

Orthogonal Axis: Z

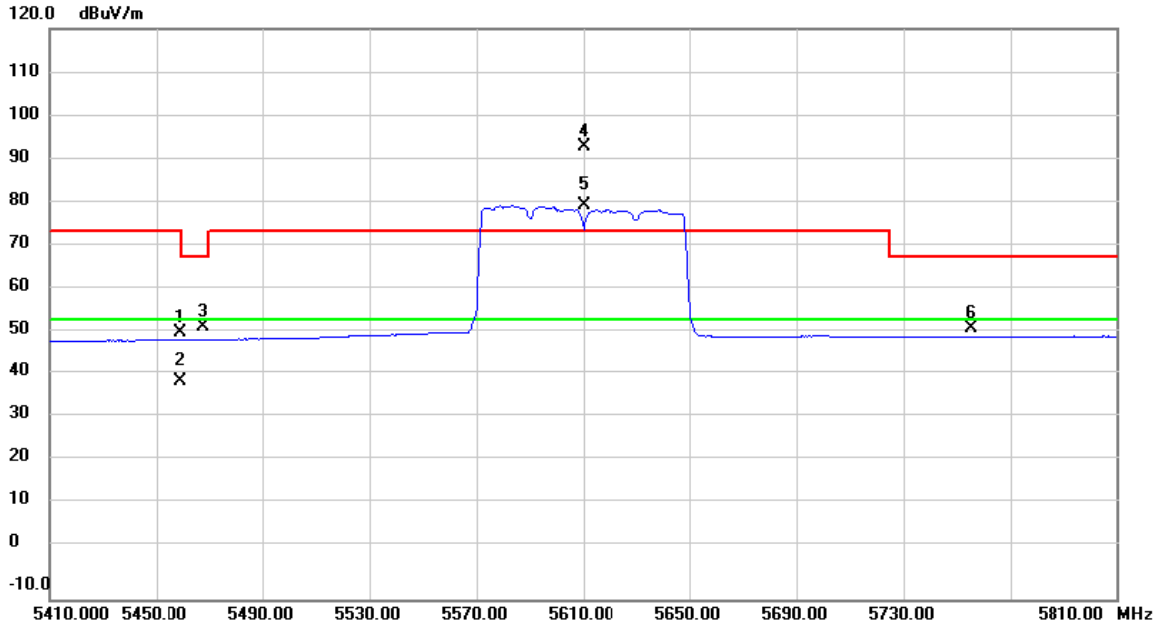


No.	Mk.	Freq. MHz	Reading Level dBuV	Correct Factor dB	Measure- ment dBuV/m	Limit dBuV/m	Over dB	Detector	Comment
1		11220.00	50.10	3.10	53.20	74.00	-20.80	peak	
2	*	11220.00	38.56	3.10	41.66	54.00	-12.34	AVG	



Test Mode	UNII-2C/ TX AC80 Mode 5610MHz	Polarization	Horizontal
-----------	-------------------------------	--------------	------------

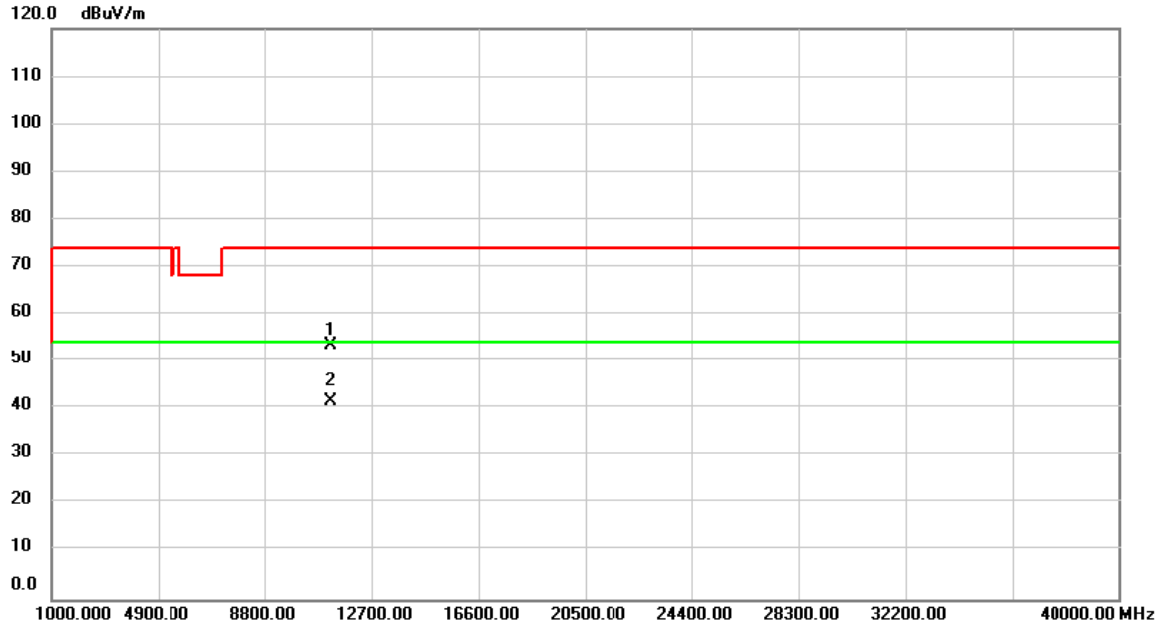
Orthogonal Axis: Z



No.	Mk.	Freq. MHz	Reading Level dBuV	Correct Factor dB	Measure- ment dBuV/m	Limit dBuV/m	Over dB	Detector	Comment
1		5459.550	13.03	37.88	50.91	74.00	-23.09	peak	
2		5459.550	1.79	37.88	39.67	54.00	-14.33	AVG	
3		5467.920	14.35	37.88	52.23	68.20	-15.97	peak	
4	X	5610.000	54.93	38.22	93.15	74.00	19.15	peak	No Limit
5	*	5610.000	41.60	38.22	79.82	54.00	25.82	AVG	No Limit
6		5755.260	13.42	38.62	52.04	68.20	-16.16	peak	

Test Mode	UNII-2C/ TX AC80 Mode 5610MHz	Polarization	Horizontal
-----------	-------------------------------	--------------	------------

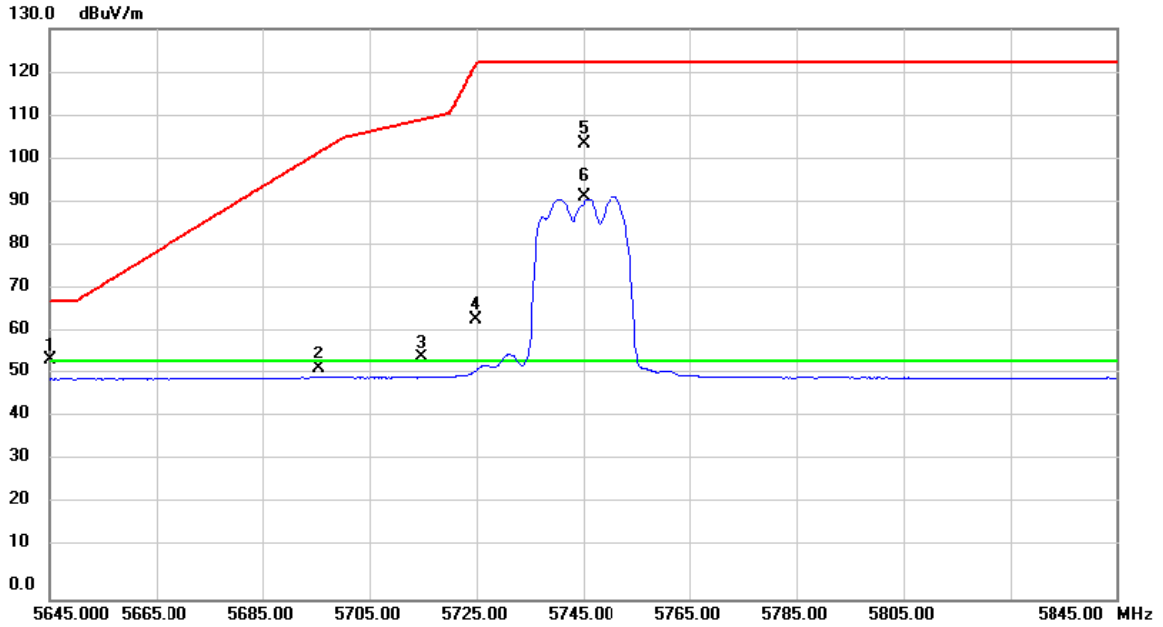
**Orthogonal Axis: Z**



No.	Mk.	Freq. MHz	Reading Level dBuV	Correct Factor dB	Measure- ment dBuV/m	Limit dBuV/m	Over dB	Detector	Comment
1		11220.00	50.42	3.10	53.52	74.00	-20.48	peak	
2	*	11220.00	38.58	3.10	41.68	54.00	-12.32	AVG	

Test Mode	UNII-3/ TX A Mode 5745MHz	Polarization	Vertical
-----------	---------------------------	--------------	----------

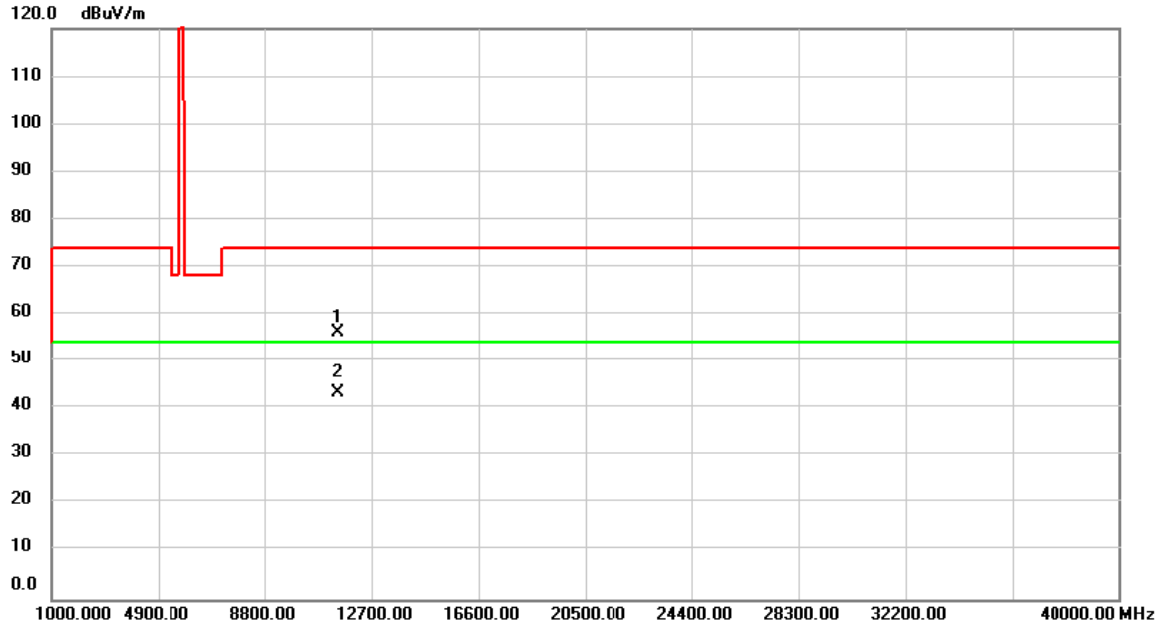
Orthogonal Axis: Z



No.	Mk.	Freq. MHz	Reading Level dBuV	Correct Factor dB	Measure- ment dBuV/m	Limit dBuV/m	Over dB	Detector	Comment
1		5645.265	16.05	38.31	54.36	68.20	-13.84	peak	
2		5695.550	14.15	38.45	52.60	101.92	-49.32	peak	
3		5714.780	16.50	38.50	55.00	109.34	-54.34	peak	
4		5724.910	25.18	38.53	63.71	121.99	-58.28	peak	
5		5745.000	65.34	38.58	103.92	122.20	-18.28	peak	No Limit
6	*	5745.000	53.35	38.58	91.93	54.00	37.93	AVG	No Limit

Test Mode	UNII-3/ TX A Mode 5745MHz	Polarization	Vertical
-----------	---------------------------	--------------	----------

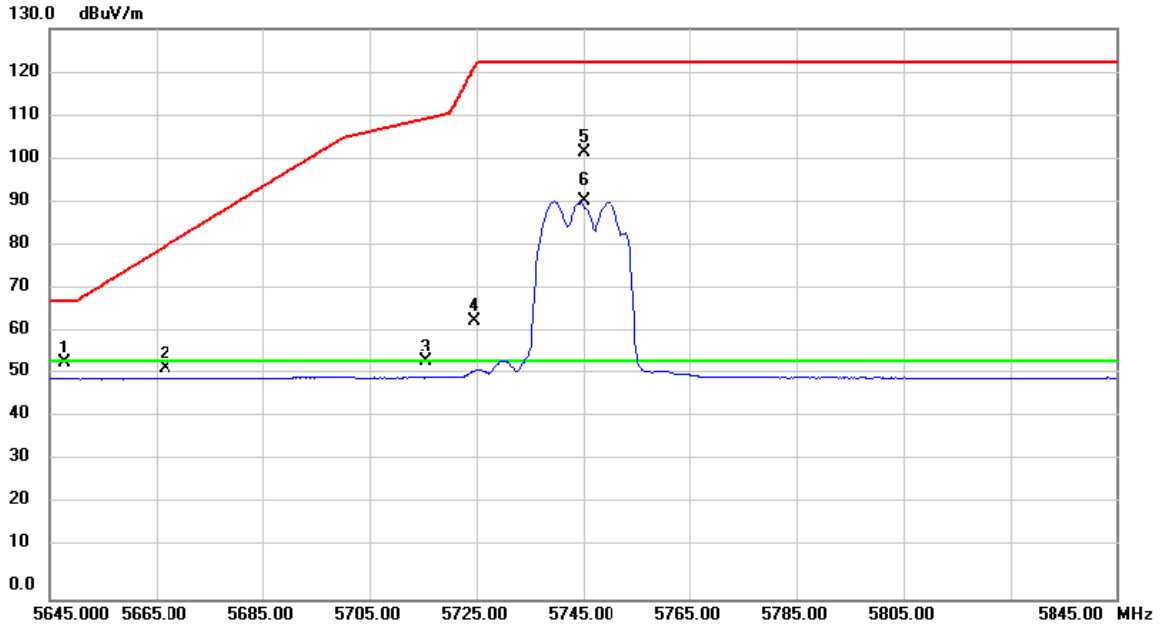
Orthogonal Axis: Z



No.	Mk.	Freq. MHz	Reading Level dBuV	Correct Factor dB	Measure- ment dBuV/m	Limit dBuV/m	Over dB	Detector	Comment
1		11490.00	52.89	3.40	56.29	74.00	-17.71	peak	
2	*	11490.00	40.07	3.40	43.47	54.00	-10.53	AVG	

Test Mode	UNII-3/ TX A Mode 5745MHz	Polarization	Horizontal
-----------	---------------------------	--------------	------------

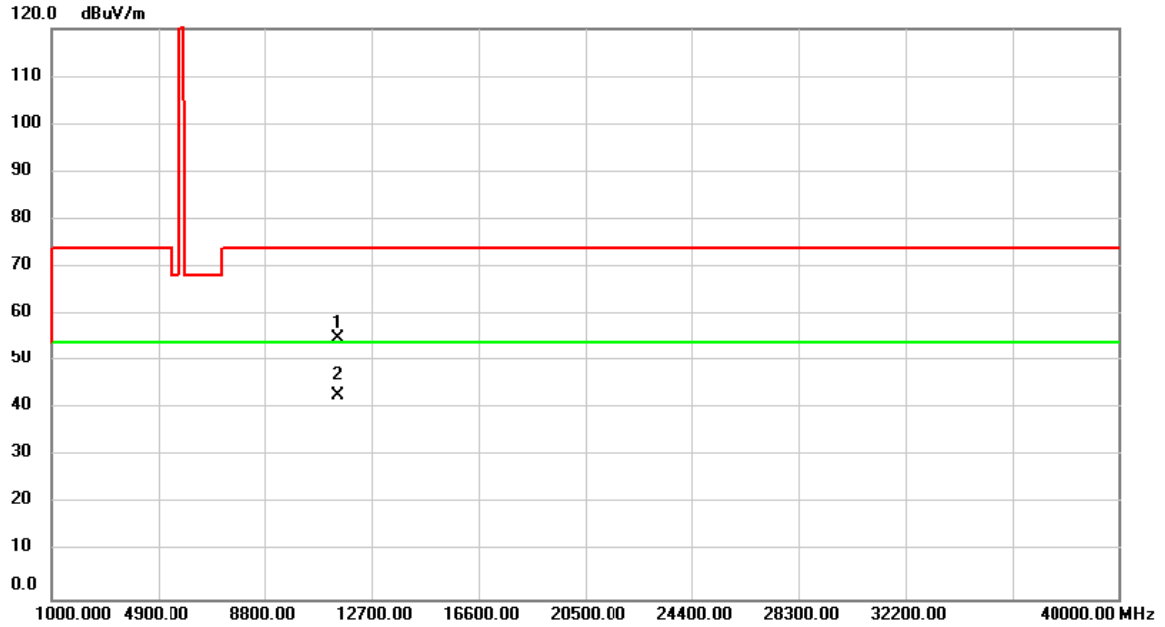
Orthogonal Axis: Z



No.	Mk.	Freq. MHz	Reading Level dBuV	Correct Factor dB	Measure- ment dBuV/m	Limit dBuV/m	Over dB	Detector	Comment
1		5647.875	15.53	38.33	53.86	68.20	-14.34	peak	
2		5666.750	14.02	38.38	52.40	80.63	-28.23	peak	
3		5715.580	15.64	38.50	54.14	109.56	-55.42	peak	
4		5724.655	24.90	38.53	63.43	121.41	-57.98	peak	
5		5745.000	63.17	38.58	101.75	122.20	-20.45	peak	No Limit
6	*	5745.000	52.12	38.58	90.70	54.00	36.70	AVG	No Limit

Test Mode	UNII-3/ TX A Mode 5745MHz	Polarization	Horizontal
-----------	---------------------------	--------------	------------

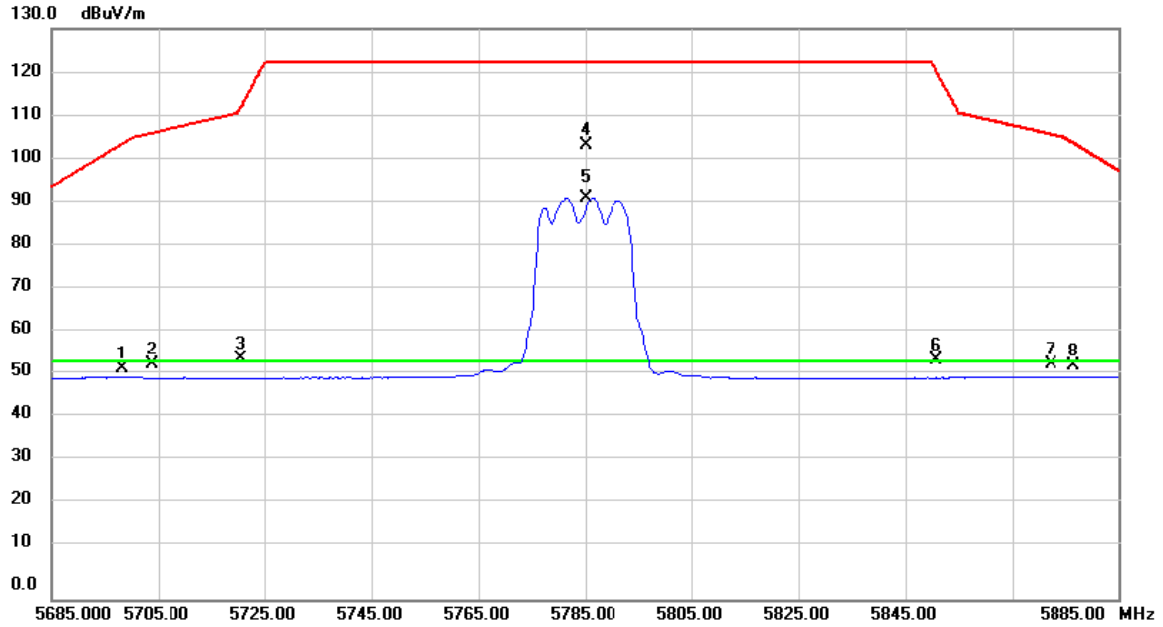
Orthogonal Axis: Z



No.	Mk.	Freq. MHz	Reading Level dBuV	Correct Factor dB	Measure- ment dBuV/m	Limit dBuV/m	Over dB	Detector	Comment
1		11490.00	51.63	3.40	55.03	74.00	-18.97	peak	
2	*	11490.00	39.31	3.40	42.71	54.00	-11.29	AVG	

Test Mode	UNII-3/ TX A Mode 5785MHz	Polarization	Vertical
-----------	---------------------------	--------------	----------

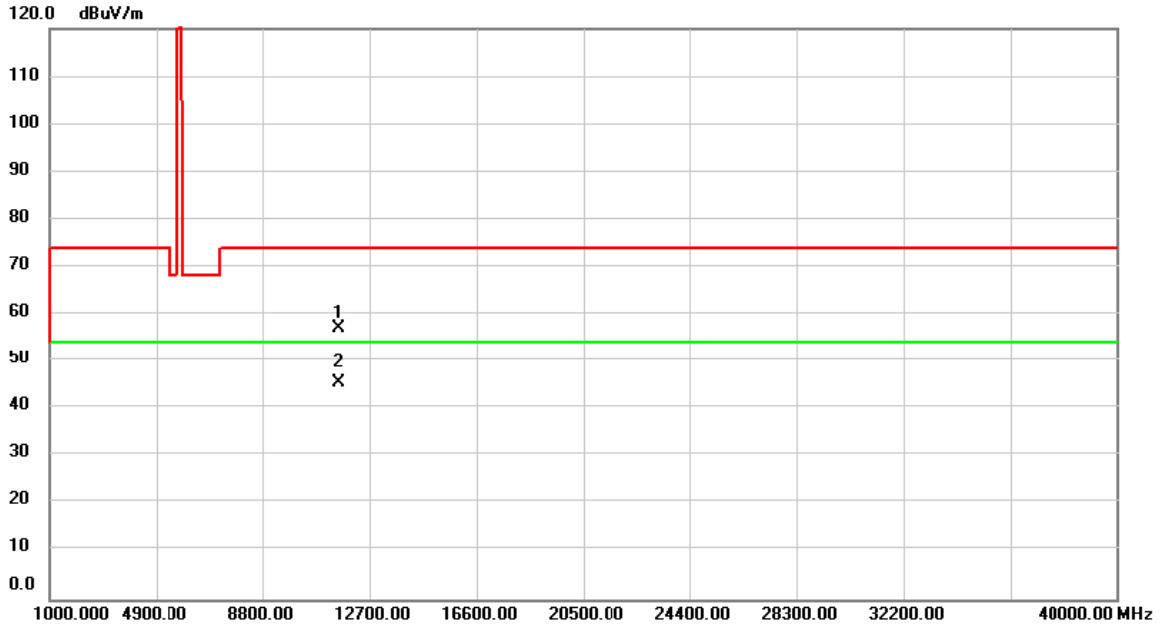
Orthogonal Axis: Z



No.	Mk.	Freq. MHz	Reading Level dBuV	Correct Factor dB	Measure- ment dBuV/m	Limit dBuV/m	Over dB	Detector	Comment
1		5698.320	13.96	38.46	52.42	103.96	-51.54	peak	
2		5703.900	15.08	38.48	53.56	106.29	-52.73	peak	
3		5720.635	16.29	38.52	54.81	112.25	-57.44	peak	
4		5785.000	64.68	38.70	103.38	122.20	-18.82	peak	No Limit
5	*	5785.000	52.75	38.70	91.45	54.00	37.45	AVG	No Limit
6		5850.815	15.63	38.87	54.50	120.34	-65.84	peak	
7		5872.360	14.47	38.94	53.41	105.94	-52.53	peak	
8		5876.700	14.28	38.94	53.22	103.94	-50.72	peak	

Test Mode	UNII-3/ TX A Mode 5785MHz	Polarization	Vertical
-----------	---------------------------	--------------	----------

Orthogonal Axis: Z

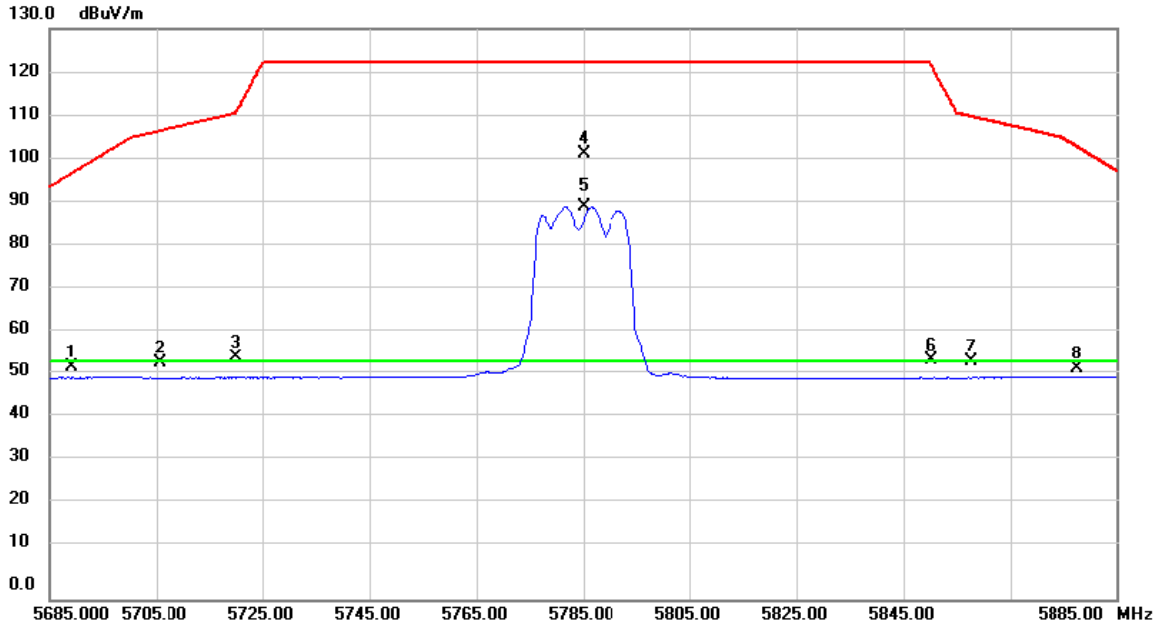


No.	Mk.	Freq. MHz	Reading Level dBuV	Correct Factor dB	Measure- ment dBuV/m	Limit dBuV/m	Over dB	Detector	Comment
1		11570.00	53.80	3.28	57.08	74.00	-16.92	peak	
2	*	11570.00	42.08	3.28	45.36	54.00	-8.64	AVG	



Test Mode	UNII-3/ TX A Mode 5785MHz	Polarization	Horizontal
-----------	---------------------------	--------------	------------

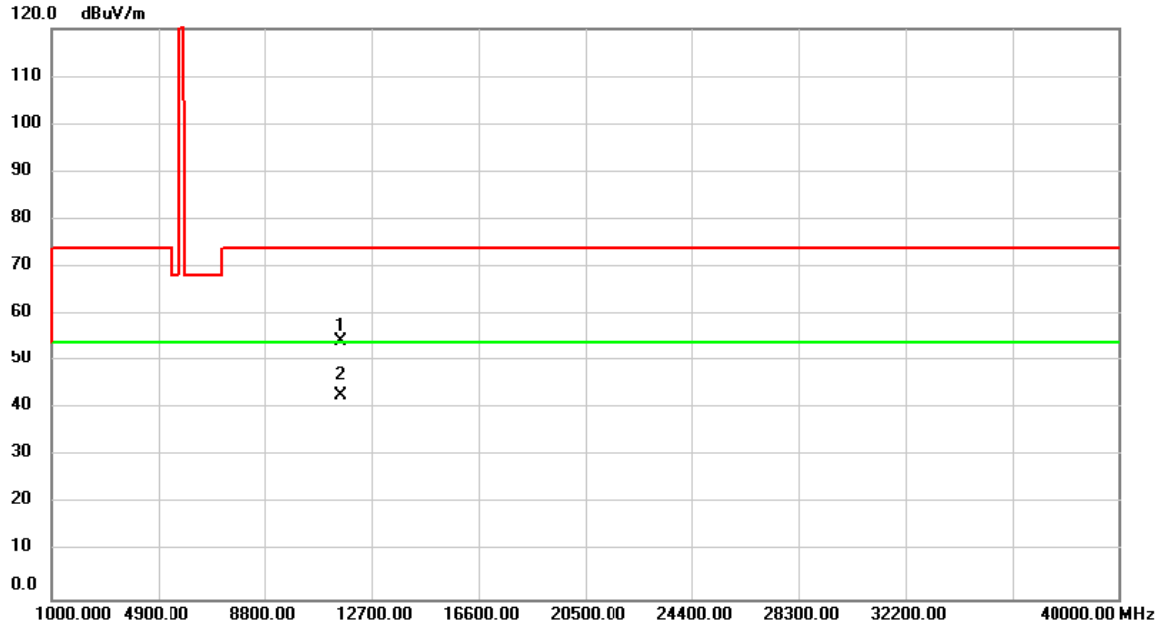
Orthogonal Axis: Z



No.	Mk.	Freq. MHz	Reading Level dBuV	Correct Factor dB	Measure- ment dBuV/m	Limit dBuV/m	Over dB	Detector	Comment
1		5689.170	14.23	38.43	52.66	97.21	-44.55	peak	
2		5705.700	15.23	38.48	53.71	106.80	-53.09	peak	
3		5720.110	16.59	38.52	55.11	111.05	-55.94	peak	
4		5785.000	62.77	38.70	101.47	122.20	-20.73	peak	No Limit
5	*	5785.000	50.79	38.70	89.49	54.00	35.49	AVG	No Limit
6		5850.270	15.58	38.87	54.45	121.58	-67.13	peak	
7		5857.580	15.10	38.89	53.99	110.08	-56.09	peak	
8		5877.610	13.70	38.94	52.64	103.26	-50.62	peak	

Test Mode	UNII-3/ TX A Mode 5785MHz	Polarization	Horizontal
-----------	---------------------------	--------------	------------

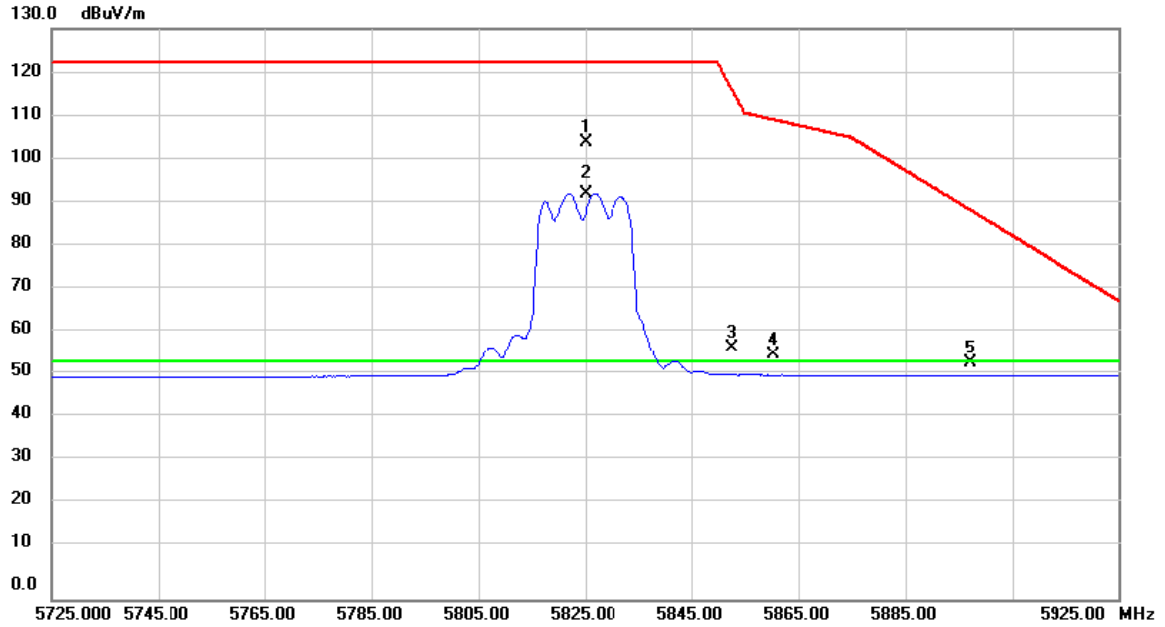
Orthogonal Axis: Z



No.	Mk.	Freq. MHz	Reading Level dBuV	Correct Factor dB	Measure- ment dBuV/m	Limit dBuV/m	Over dB	Detector	Comment
1		11570.00	51.03	3.28	54.31	74.00	-19.69	peak	
2	*	11570.00	39.56	3.28	42.84	54.00	-11.16	AVG	

Test Mode	UNII-3/ TX A Mode 5825MHz	Polarization	Vertical
-----------	---------------------------	--------------	----------

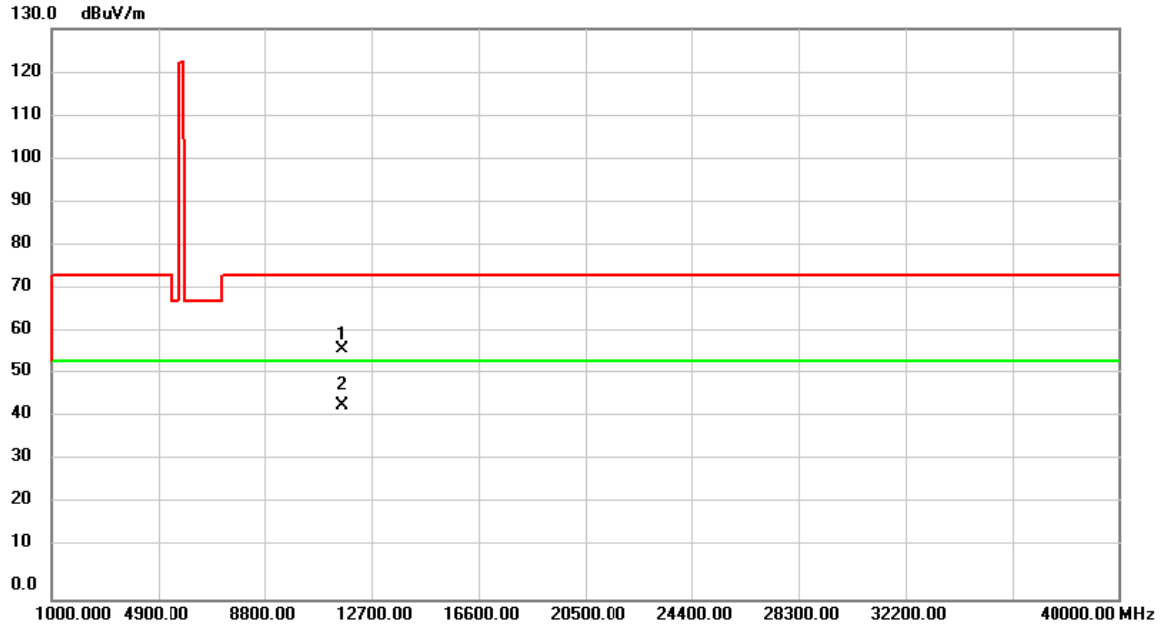
Orthogonal Axis: Z



No.	Mk.	Freq. MHz	Reading Level dBuV	Correct Factor dB	Measure- ment dBuV/m	Limit dBuV/m	Over dB	Detector	Comment
1		5825.000	65.21	38.80	104.01	122.20	-18.19	peak	No Limit
2	*	5825.000	53.73	38.80	92.53	54.00	38.53	AVG	No Limit
3		5852.695	18.64	38.88	57.52	116.05	-58.53	peak	
4		5860.460	16.83	38.90	55.73	109.27	-53.54	peak	
5		5897.050	14.89	39.00	53.89	88.84	-34.95	peak	

Test Mode	UNII-3/ TX A Mode 5825MHz	Polarization	Vertical
-----------	---------------------------	--------------	----------

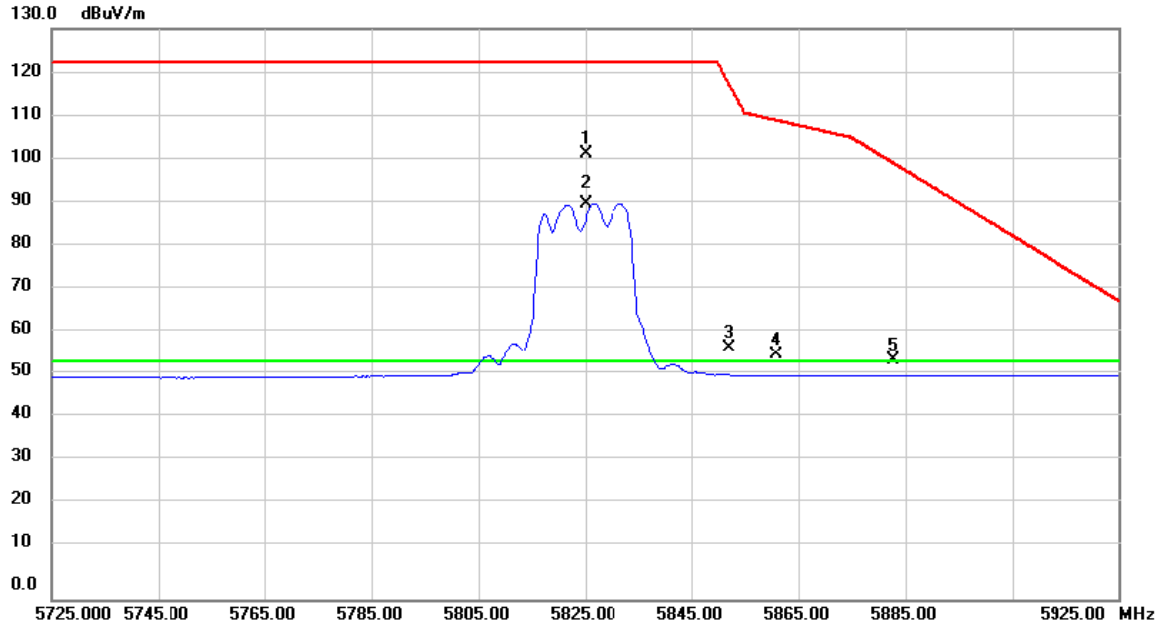
Orthogonal Axis: Z



No.	Mk.	Freq. MHz	Reading Level dBuV	Correct Factor dB	Measure- ment dBuV/m	Limit dBuV/m	Over dB	Detector	Comment
1		11650.00	52.21	4.79	57.00	74.00	-17.00	peak	
2	*	11650.00	39.23	4.79	44.02	54.00	-9.98	AVG	

Test Mode	UNII-3/ TX A Mode 5825MHz	Polarization	Horizontal
-----------	---------------------------	--------------	------------

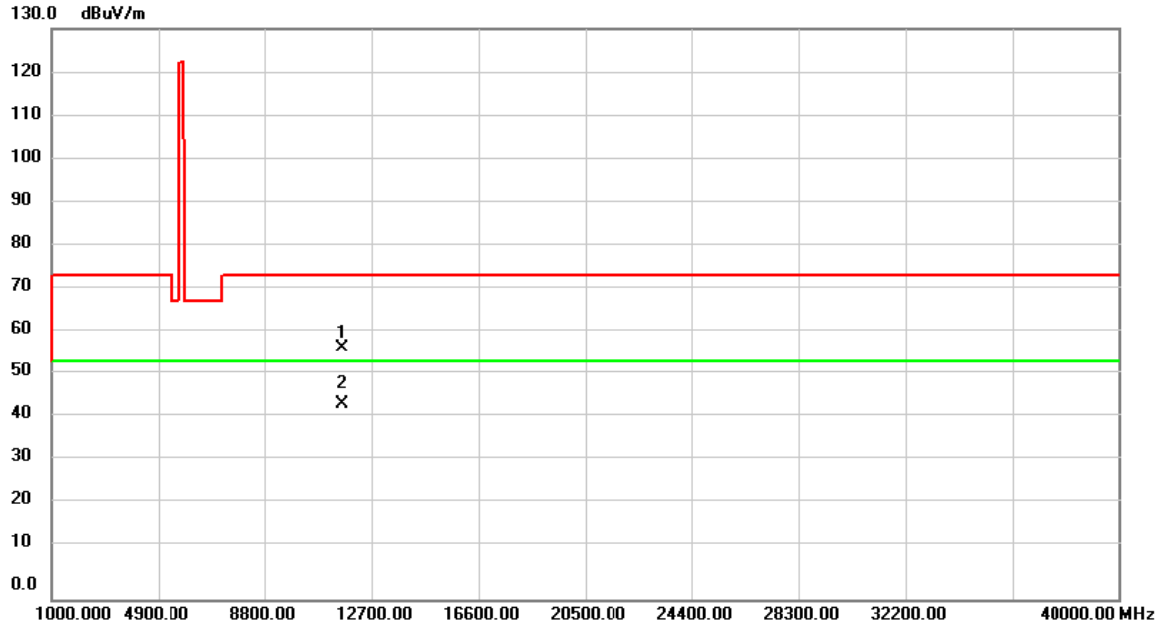
### Orthogonal Axis: Z



No.	Mk.	Freq. MHz	Reading Level dBuV	Correct Factor dB	Measure- ment dBuV/m	Limit dBuV/m	Over dB	Detector	Comment
1		5825.000	62.84	38.80	101.64	122.20	-20.56	peak	No Limit
2	*	5825.000	51.54	38.80	90.34	54.00	36.34	AVG	No Limit
3		5852.075	18.62	38.87	57.49	117.47	-59.98	peak	
4		5860.780	16.87	38.90	55.77	109.18	-53.41	peak	
5		5882.850	15.33	38.96	54.29	99.37	-45.08	peak	

Test Mode	UNII-3/ TX A Mode 5825MHz	Polarization	Horizontal
-----------	---------------------------	--------------	------------

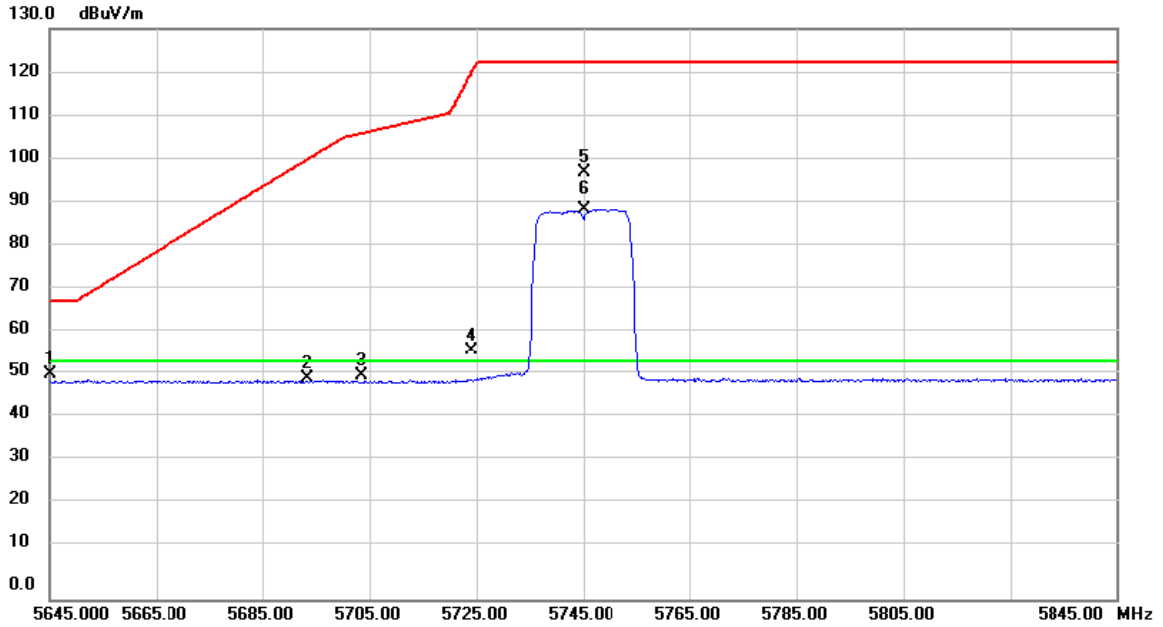
Orthogonal Axis: Z



No.	Mk.	Freq. MHz	Reading Level dBuV	Correct Factor dB	Measure- ment dBuV/m	Limit dBuV/m	Over dB	Detector	Comment
1		11650.00	52.60	4.79	57.39	74.00	-16.61	peak	
2	*	11650.00	39.41	4.79	44.20	54.00	-9.80	AVG	

Test Mode	UNII-3/ TX N20 Mode 5745MHz	Polarization	Vertical
-----------	-----------------------------	--------------	----------

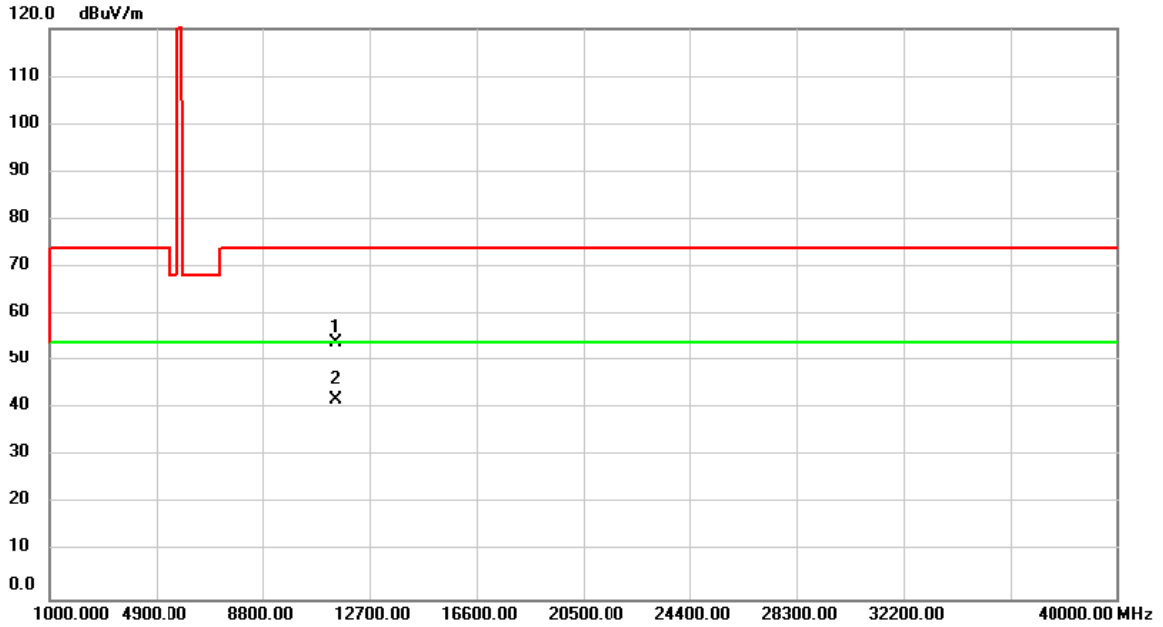
Orthogonal Axis: Z



No.	Mk.	Freq. MHz	Reading Level dBuV	Correct Factor dB	Measure- ment dBuV/m	Limit dBuV/m	Over dB	Detector	Comment
1		5645.155	12.83	38.31	51.14	68.20	-17.06	peak	
2		5693.500	11.86	38.45	50.31	100.41	-50.10	peak	
3		5703.460	12.29	38.48	50.77	106.17	-55.40	peak	
4		5724.195	18.31	38.53	56.84	120.37	-63.53	peak	
5		5745.000	58.60	38.58	97.18	122.20	-25.02	peak	No Limit
6	*	5745.000	50.36	38.58	88.94	54.00	34.94	AVG	No Limit

Test Mode	UNII-3/ TX N20 Mode 5745MHz	Polarization	Vertical
-----------	-----------------------------	--------------	----------

Orthogonal Axis: Z

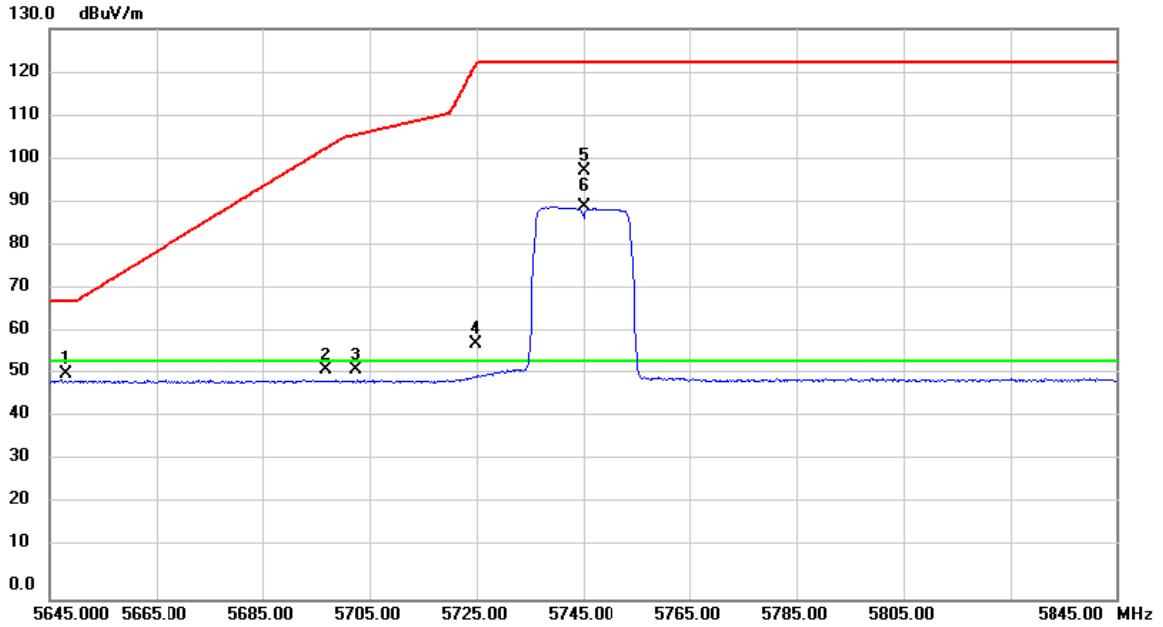


No.	Mk.	Freq. MHz	Reading Level dBuV	Correct Factor dB	Measure- ment dBuV/m	Limit dBuV/m	Over dB	Detector	Comment
1		11490.00	50.85	3.40	54.25	74.00	-19.75	peak	
2	*	11490.00	38.41	3.40	41.81	54.00	-12.19	AVG	



Test Mode	UNII-3/ TX N20 Mode 5745MHz	Polarization	Horizontal
-----------	-----------------------------	--------------	------------

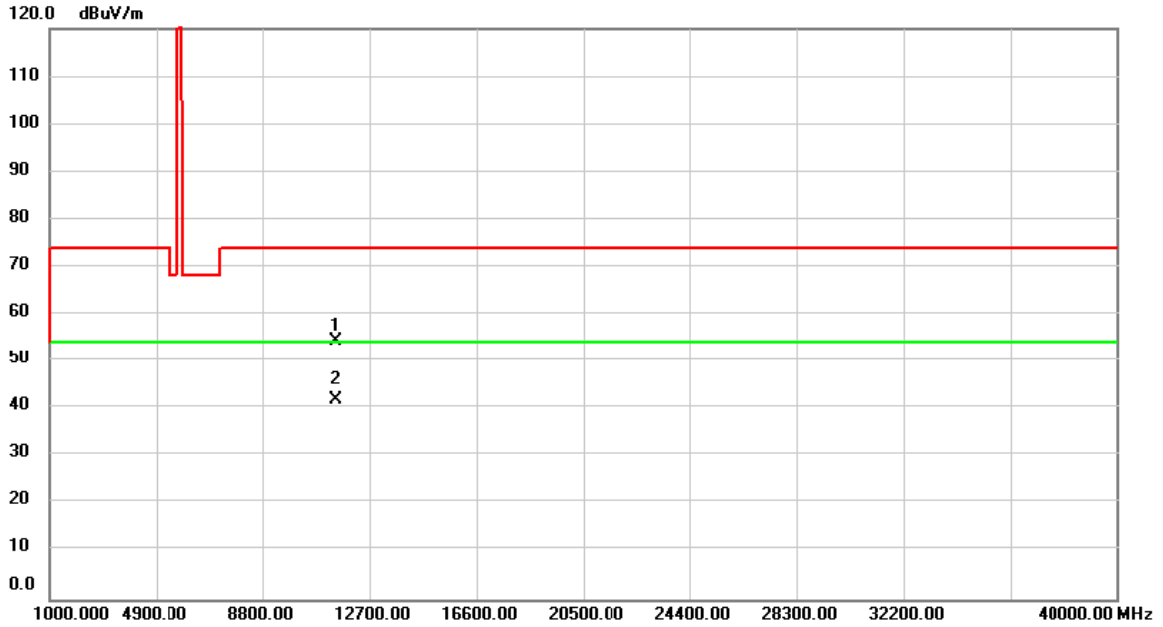
Orthogonal Axis: Z



No.	Mk.	Freq. MHz	Reading Level dBuV	Correct Factor dB	Measure- ment dBuV/m	Limit dBuV/m	Over dB	Detector	Comment
1		5648.005	12.76	38.33	51.09	68.20	-17.11	peak	
2		5696.800	13.76	38.45	52.21	102.84	-50.63	peak	
3		5702.440	13.69	38.47	52.16	105.88	-53.72	peak	
4		5724.735	19.76	38.53	58.29	121.60	-63.31	peak	
5		5745.000	58.99	38.58	97.57	122.20	-24.63	peak	No Limit
6	*	5745.000	50.89	38.58	89.47	54.00	35.47	AVG	No Limit

Test Mode	UNII-3/ TX N20 Mode 5745MHz	Polarization	Horizontal
-----------	-----------------------------	--------------	------------

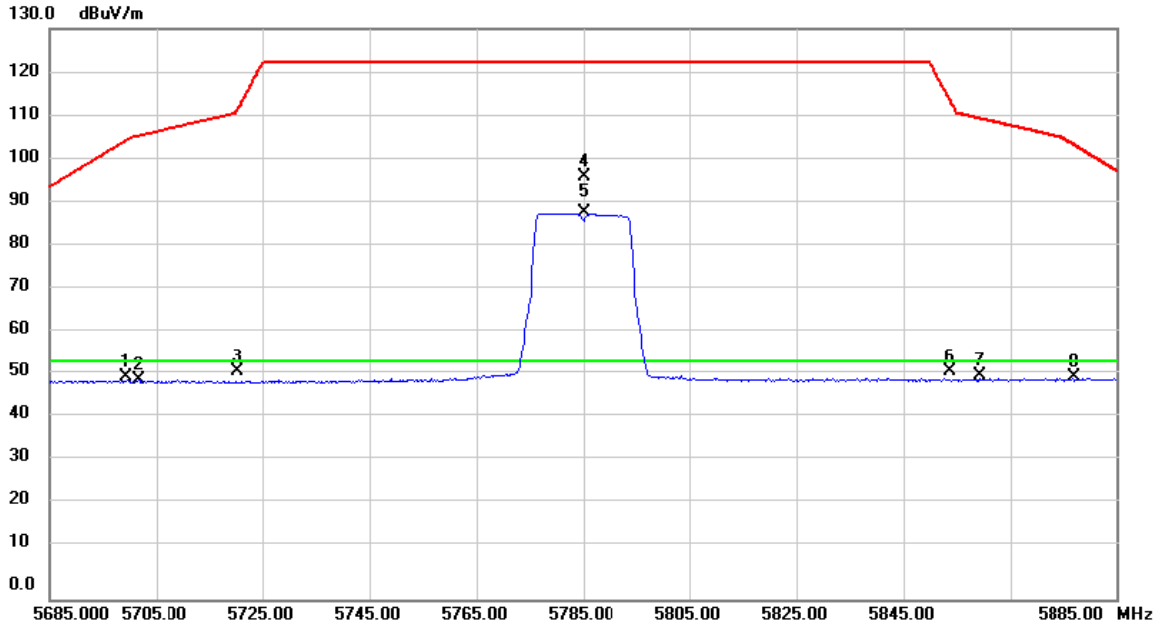
Orthogonal Axis: Z



No.	Mk.	Freq. MHz	Reading Level dBuV	Correct Factor dB	Measure- ment dBuV/m	Limit dBuV/m	Over dB	Detector	Comment
1		11490.00	51.15	3.40	54.55	74.00	-19.45	peak	
2	*	11490.00	38.43	3.40	41.83	54.00	-12.17	AVG	

Test Mode	UNII-3/ TX N20 Mode 5785MHz	Polarization	Vertical
-----------	-----------------------------	--------------	----------

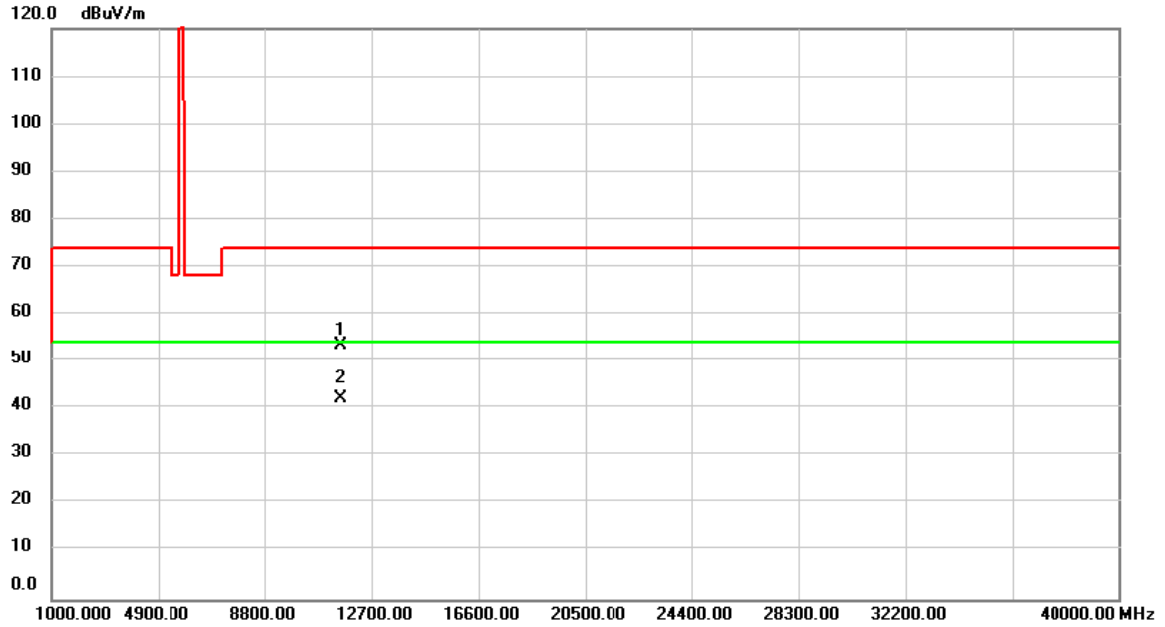
Orthogonal Axis: Z



No.	Mk.	Freq. MHz	Reading Level dBuV	Correct Factor dB	Measure- ment dBuV/m	Limit dBuV/m	Over dB	Detector	Comment
1		5699.205	12.20	38.46	50.66	104.61	-53.95	peak	
2		5701.560	11.41	38.47	49.88	105.64	-55.76	peak	
3		5720.295	13.40	38.52	51.92	111.47	-59.55	peak	
4		5785.000	57.81	38.70	96.51	122.20	-25.69	peak	No Limit
5	*	5785.000	49.42	38.70	88.12	54.00	34.12	AVG	No Limit
6		5853.625	13.04	38.89	51.93	113.93	-62.00	peak	
7		5859.160	11.97	38.89	50.86	109.63	-58.77	peak	
8		5877.130	11.52	38.94	50.46	103.62	-53.16	peak	

Test Mode	UNII-3/ TX N20 Mode 5785MHz	Polarization	Vertical
-----------	-----------------------------	--------------	----------

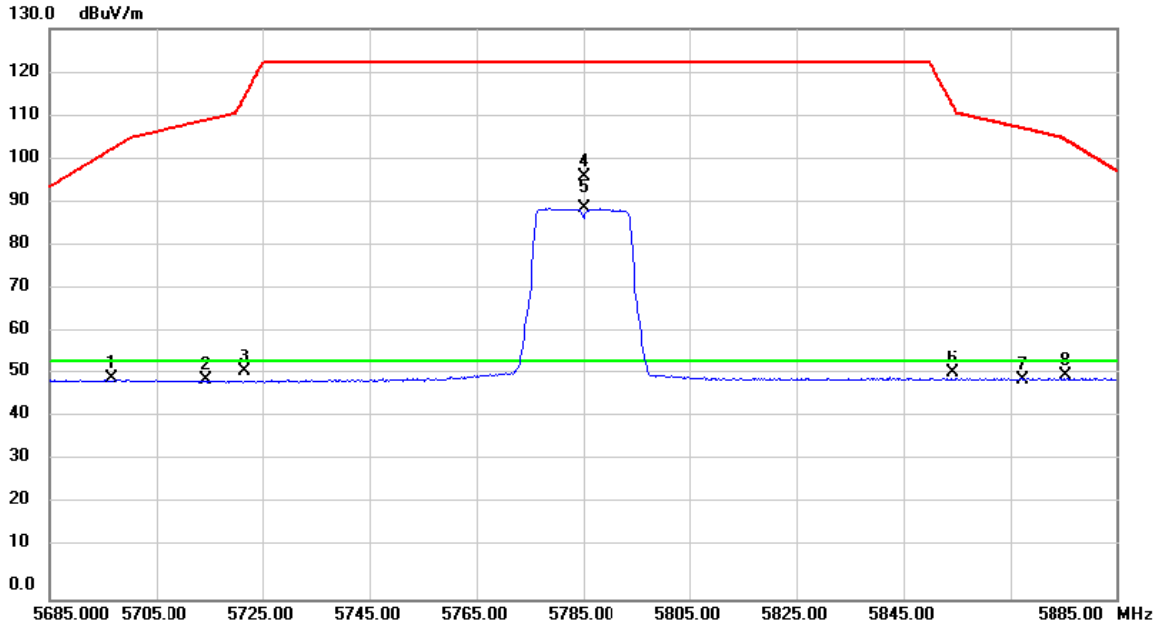
Orthogonal Axis: Z



No.	Mk.	Freq. MHz	Reading Level dBuV	Correct Factor dB	Measure- ment dBuV/m	Limit dBuV/m	Over dB	Detector	Comment
1		11570.00	50.33	3.28	53.61	74.00	-20.39	peak	
2	*	11570.00	38.74	3.28	42.02	54.00	-11.98	AVG	

Test Mode	UNII-3/ TX N20 Mode 5785MHz	Polarization	Horizontal
-----------	-----------------------------	--------------	------------

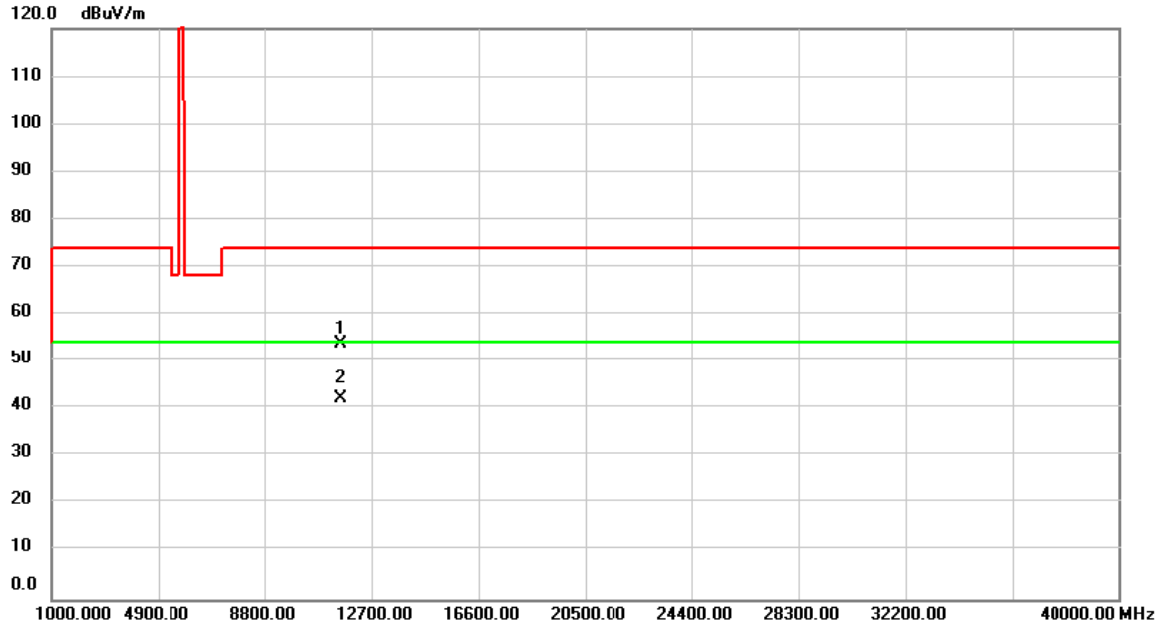
Orthogonal Axis: Z



No.	Mk.	Freq. MHz	Reading Level dBuV	Correct Factor dB	Measure- ment dBuV/m	Limit dBuV/m	Over dB	Detector	Comment
1		5696.565	11.81	38.45	50.26	102.67	-52.41	peak	
2		5714.420	11.27	38.50	49.77	109.24	-59.47	peak	
3		5721.535	13.29	38.52	51.81	114.30	-62.49	peak	
4		5785.000	57.80	38.70	96.50	122.20	-25.70	peak	No Limit
5	*	5785.000	50.52	38.70	89.22	54.00	35.22	AVG	No Limit
6		5854.140	12.77	38.89	51.66	112.76	-61.10	peak	
7		5867.280	11.12	38.92	50.04	107.36	-57.32	peak	
8		5875.650	11.97	38.94	50.91	104.72	-53.81	peak	

Test Mode	UNII-3/ TX N20 Mode 5785MHz	Polarization	Horizontal
-----------	-----------------------------	--------------	------------

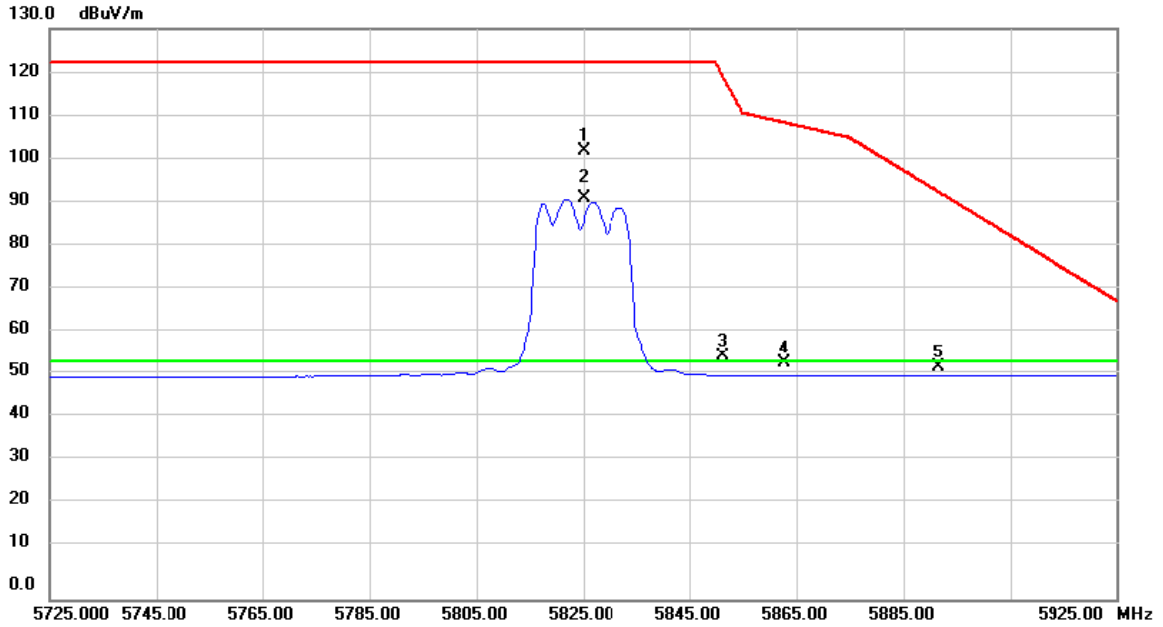
Orthogonal Axis: Z



No.	Mk.	Freq. MHz	Reading Level dBuV	Correct Factor dB	Measure- ment dBuV/m	Limit dBuV/m	Over dB	Detector	Comment
1		11570.00	50.68	3.28	53.96	74.00	-20.04	peak	
2	*	11570.00	38.82	3.28	42.10	54.00	-11.90	AVG	

Test Mode	UNII-3/ TX N20 Mode 5825MHz	Polarization	Vertical
-----------	-----------------------------	--------------	----------

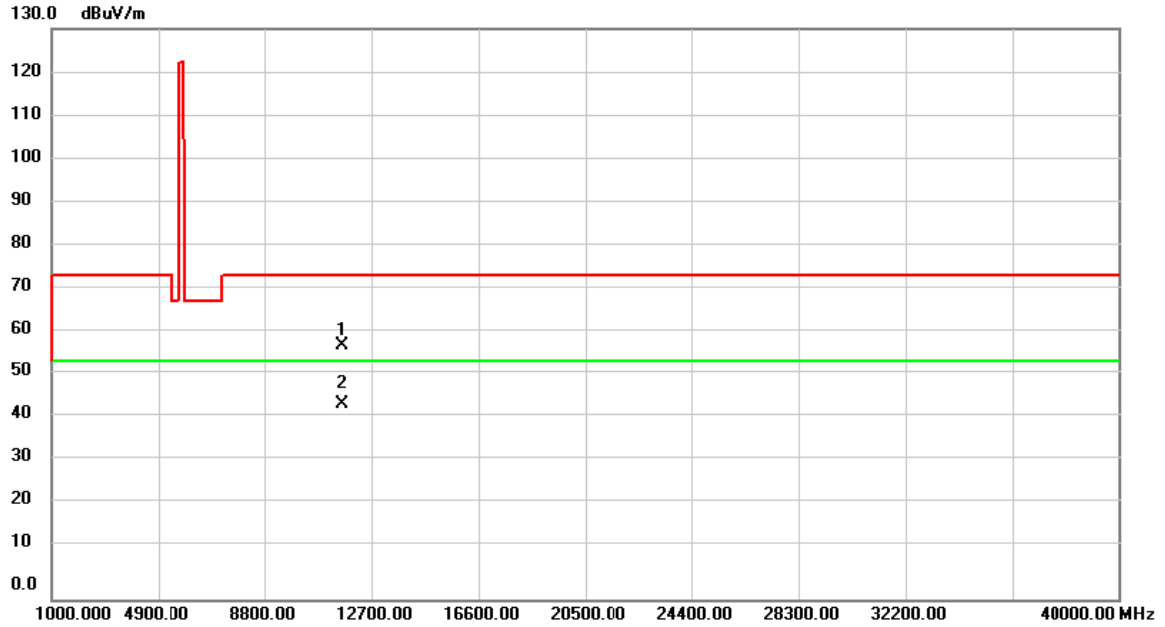
Orthogonal Axis: Z



No.	Mk.	Freq. MHz	Reading Level dBuV	Correct Factor dB	Measure- ment dBuV/m	Limit dBuV/m	Over dB	Detector	Comment
1		5825.000	63.33	38.80	102.13	122.20	-20.07	peak	No Limit
2	*	5825.000	52.54	38.80	91.34	54.00	37.34	AVG	No Limit
3		5851.385	16.65	38.87	55.52	119.04	-63.52	peak	
4		5862.640	14.81	38.91	53.72	108.66	-54.94	peak	
5		5891.550	13.79	38.99	52.78	92.92	-40.14	peak	

Test Mode	UNII-3/ TX N20 Mode 5825MHz	Polarization	Vertical
-----------	-----------------------------	--------------	----------

Orthogonal Axis: Z

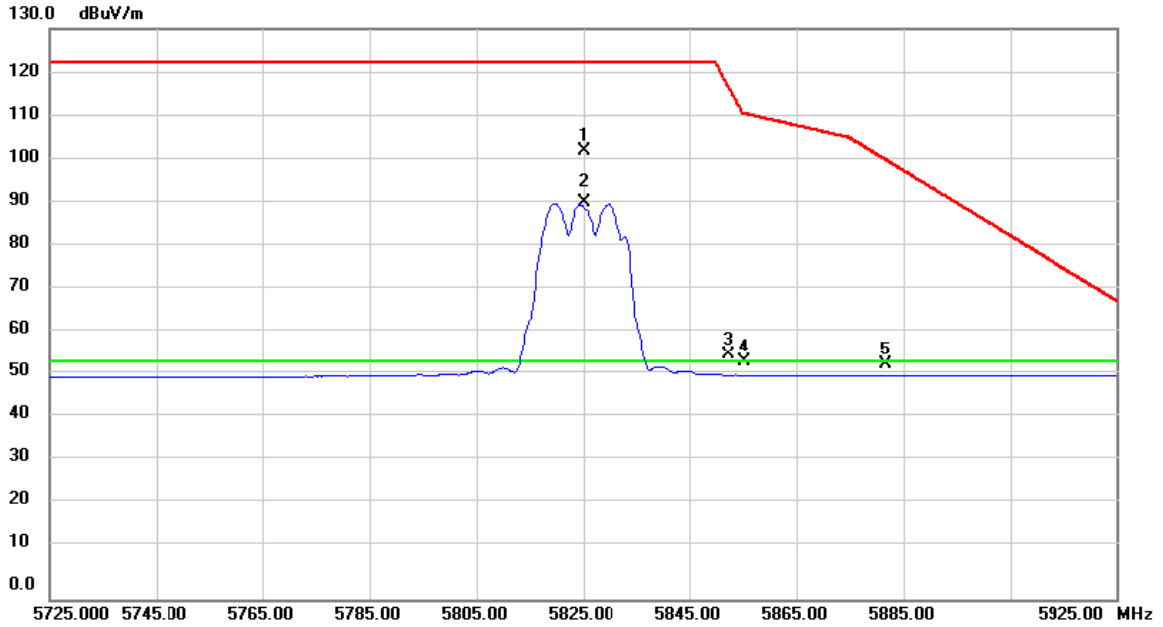


No.	Mk.	Freq. MHz	Reading Level dBuV	Correct Factor dB	Measure- ment dBuV/m	Limit dBuV/m	Over dB	Detector	Comment
1		11650.00	53.12	4.79	57.91	74.00	-16.09	peak	
2	*	11650.00	39.60	4.79	44.39	54.00	-9.61	AVG	



Test Mode	UNII-3/ TX N20 Mode 5825MHz	Polarization	Horizontal
-----------	-----------------------------	--------------	------------

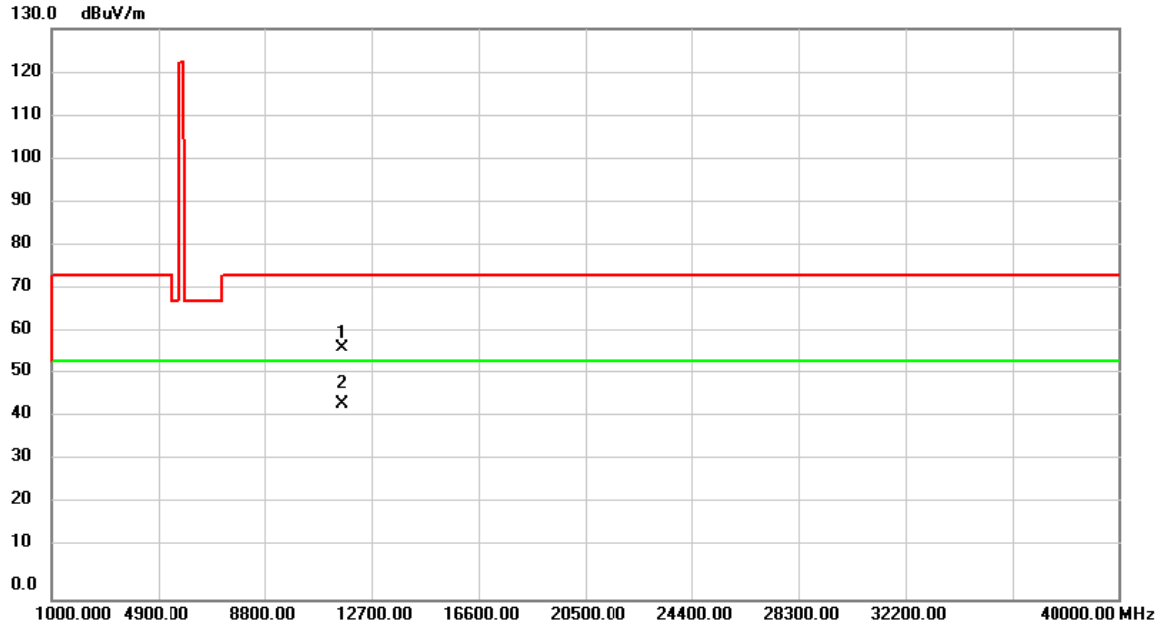
Orthogonal Axis: Z



No.	Mk.	Freq. MHz	Reading Level dBuV	Correct Factor dB	Measure- ment dBuV/m	Limit dBuV/m	Over dB	Detector	Comment
1		5825.000	63.42	38.80	102.22	122.20	-19.98	peak	No Limit
2	*	5825.000	51.56	38.80	90.36	54.00	36.36	AVG	No Limit
3		5852.370	16.99	38.87	55.86	116.80	-60.94	peak	
4		5855.280	15.31	38.89	54.20	110.72	-56.52	peak	
5		5881.600	14.39	38.96	53.35	100.30	-46.95	peak	

Test Mode	UNII-3/ TX N20 Mode 5825MHz	Polarization	Horizontal
-----------	-----------------------------	--------------	------------

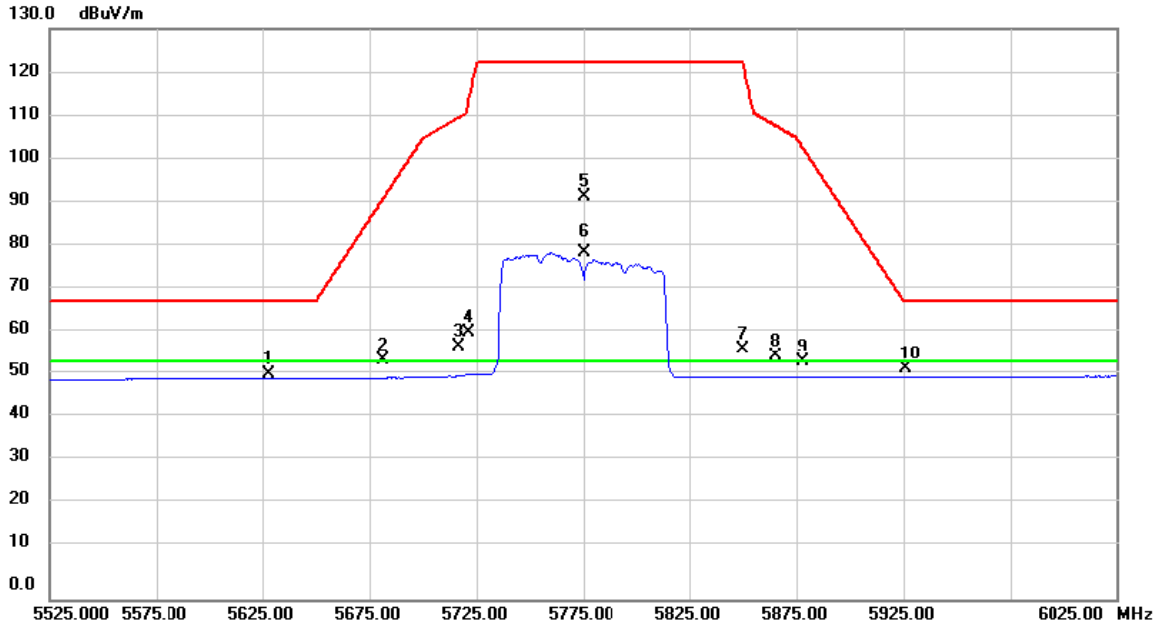
Orthogonal Axis: Z



No.	Mk.	Freq. MHz	Reading Level dBuV	Correct Factor dB	Measure- ment dBuV/m	Limit dBuV/m	Over dB	Detector	Comment
1		11650.00	52.44	4.79	57.23	74.00	-16.77	peak	
2	*	11650.00	39.63	4.79	44.42	54.00	-9.58	AVG	

Test Mode	UNII-3/ TX AC80 Mode 5775MHz	Polarization	Vertical
-----------	------------------------------	--------------	----------

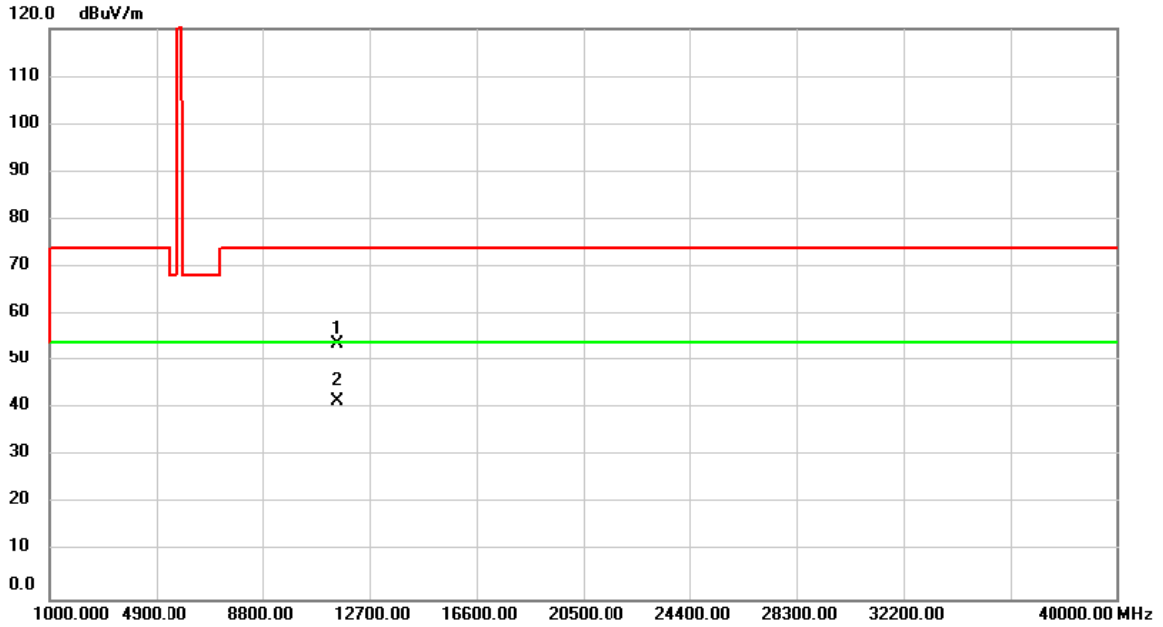
Orthogonal Axis: Z



No.	Mk.	Freq. MHz	Reading Level dBuV	Correct Factor dB	Measure- ment dBuV/m	Limit dBuV/m	Over dB	Detector	Comment
1		5628.125	13.01	38.27	51.28	68.20	-16.92	peak	
2		5681.600	15.99	38.41	54.40	91.62	-37.22	peak	
3		5716.380	19.21	38.51	57.72	109.79	-52.07	peak	
4		5721.005	22.32	38.52	60.84	113.09	-52.25	peak	
5		5775.000	53.30	38.67	91.97	122.20	-30.23	peak	No Limit
6	*	5775.000	40.47	38.67	79.14	54.00	25.14	AVG	No Limit
7		5850.030	18.26	38.87	57.13	122.13	-65.00	peak	
8		5865.600	16.55	38.91	55.46	107.83	-52.37	peak	
9		5878.150	15.14	38.95	54.09	102.86	-48.77	peak	
10		5926.100	13.39	39.08	52.47	68.20	-15.73	peak	

Test Mode	UNII-3/ TX AC80 Mode 5775MHz	Polarization	Vertical
-----------	------------------------------	--------------	----------

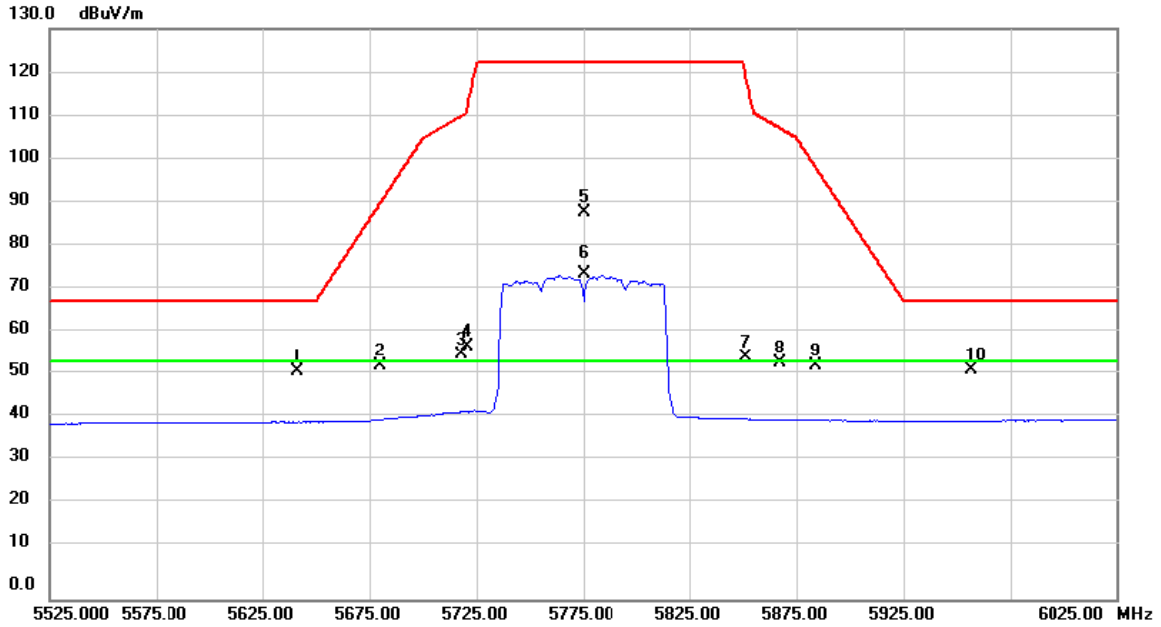
Orthogonal Axis: Z



No.	Mk.	Freq. MHz	Reading Level dBuV	Correct Factor dB	Measure- ment dBuV/m	Limit dBuV/m	Over dB	Detector	Comment
1		11550.00	50.45	3.32	53.77	74.00	-20.23	peak	
2	*	11550.00	38.26	3.32	41.58	54.00	-12.42	AVG	

Test Mode	UNII-3/ TX AC80 Mode 5775MHz	Polarization	Horizontal
-----------	------------------------------	--------------	------------

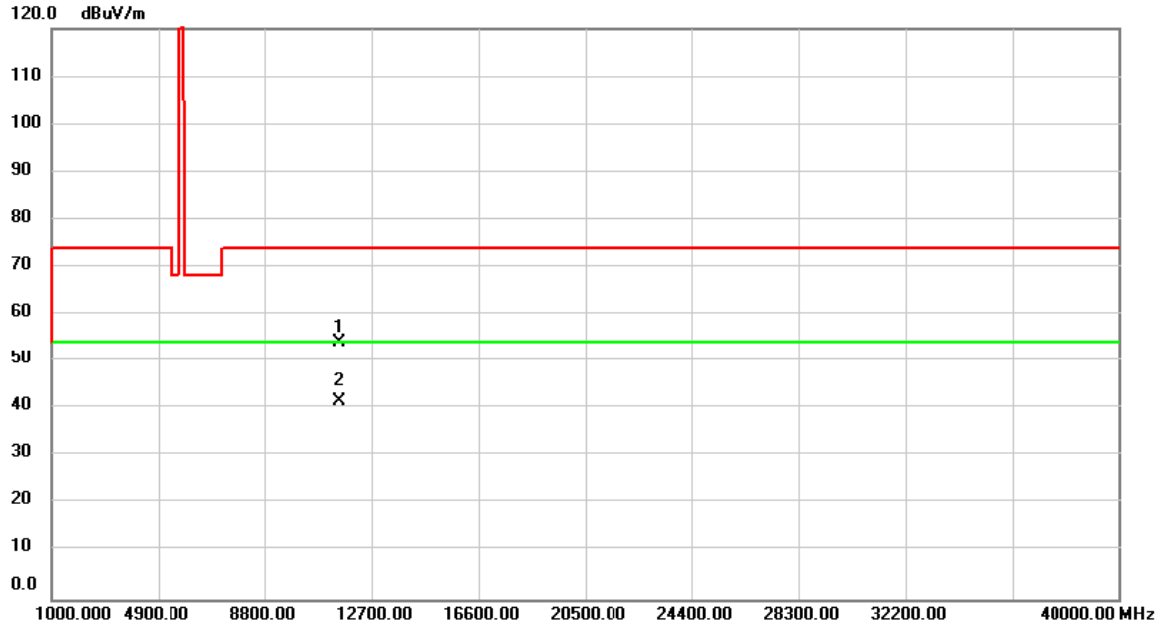
### Orthogonal Axis: Z



No.	Mk.	Freq. MHz	Reading Level dBuV	Correct Factor dB	Measure- ment dBuV/m	Limit dBuV/m	Over dB	Detector	Comment
1		5641.625	13.38	38.31	51.69	68.20	-16.51	peak	
2		5679.850	14.84	38.41	53.25	90.33	-37.08	peak	
3		5718.140	17.29	38.51	55.80	110.28	-54.48	peak	
4		5720.535	19.01	38.52	57.53	112.02	-54.49	peak	
5		5775.000	49.61	38.67	88.28	122.20	-33.92	peak	No Limit
6	*	5775.000	35.55	38.67	74.22	54.00	20.22	AVG	No Limit
7		5851.455	16.27	38.87	55.14	118.88	-63.74	peak	
8		5867.240	14.85	38.92	53.77	107.37	-53.60	peak	
9		5884.050	14.19	38.96	53.15	98.48	-45.33	peak	
10		5956.600	13.03	39.16	52.19	68.20	-16.01	peak	

Test Mode	UNII-3/ TX AC80 Mode 5775MHz	Polarization	Horizontal
-----------	------------------------------	--------------	------------

Orthogonal Axis: Z

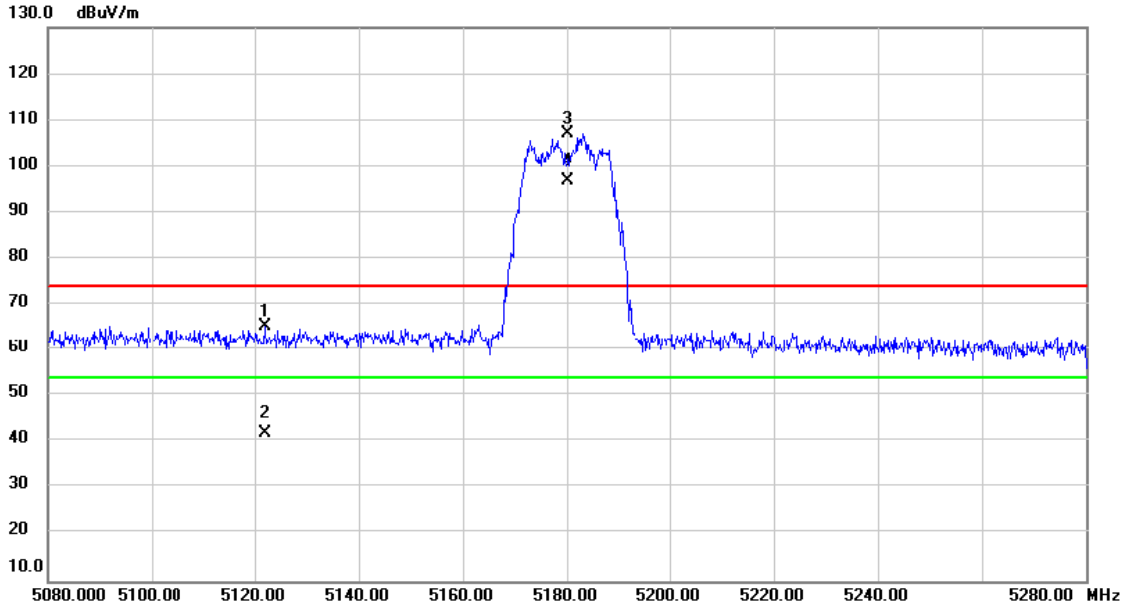


No.	Mk.	Freq. MHz	Reading Level dBuV	Correct Factor dB	Measure- ment dBuV/m	Limit dBuV/m	Over dB	Detector	Comment
1		11550.00	50.75	3.32	54.07	74.00	-19.93	peak	
2	*	11550.00	38.31	3.32	41.63	54.00	-12.37	AVG	

**Spot check test:**

Test Mode	UnII-1/ TX A Mode 5180MHz	Polarization	Vertical
-----------	---------------------------	--------------	----------

**Orthogonal Axis: X**



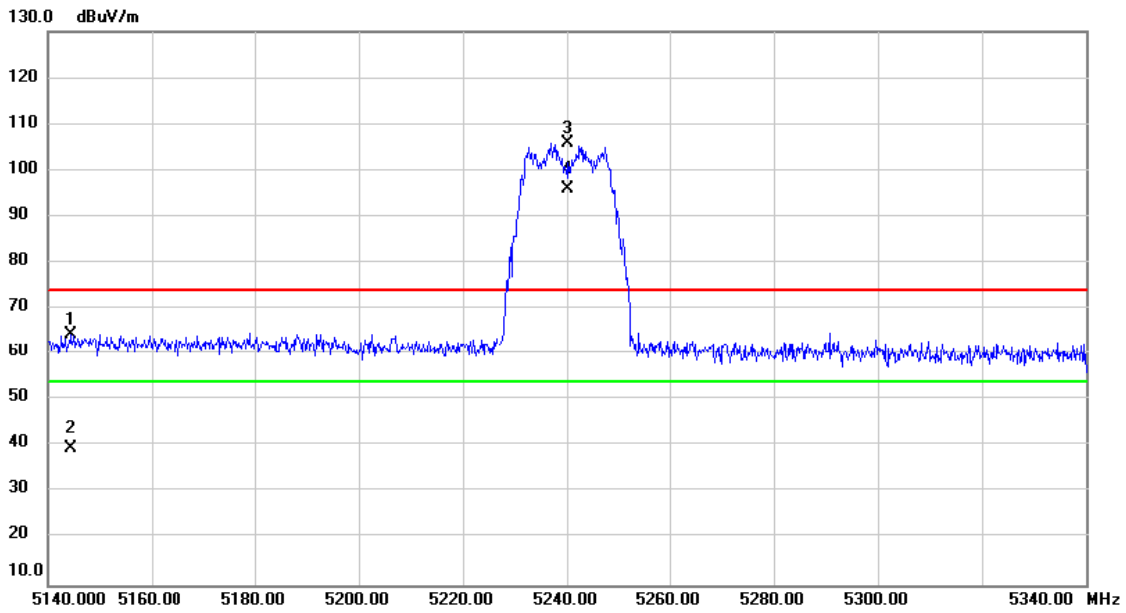
No.	Mk.	Freq. MHz	Reading Level dBuV	Correct Factor dB	Measure- ment dBuV/m	Limit dBuV/m	Over dB	Detector	Comment
1		5121.973	28.18	37.27	65.45	74.00	-8.55	peak	
2		5121.973	4.74	37.27	42.01	54.00	-11.99	AVG	
3	X	5180.000	69.58	37.33	106.91	74.00	32.91	peak	No Limit
4	*	5180.000	59.46	37.33	96.79	54.00	42.79	AVG	No Limit

**REMARKS:**

(1) Both Vertical and Horizontal are evaluated, but only the worst case (Vertical) is recorded.

Test Mode	UnII-1/ TX A Mode 5240MHz	Polarization	Vertical
-----------	---------------------------	--------------	----------

**Orthogonal Axis: X**



No.	Mk.	Freq. MHz	Reading Level dBuV	Correct Factor dB	Measure- ment dBuV/m	Limit dBuV/m	Over dB	Detector	Comment
1		5144.333	27.17	37.30	64.47	74.00	-9.53	peak	
2		5144.333	2.15	37.30	39.45	54.00	-14.55	AVG	
3	X	5240.000	68.53	37.38	105.91	74.00	31.91	peak	No Limit
4	*	5240.000	58.71	37.38	96.09	54.00	42.09	AVG	No Limit

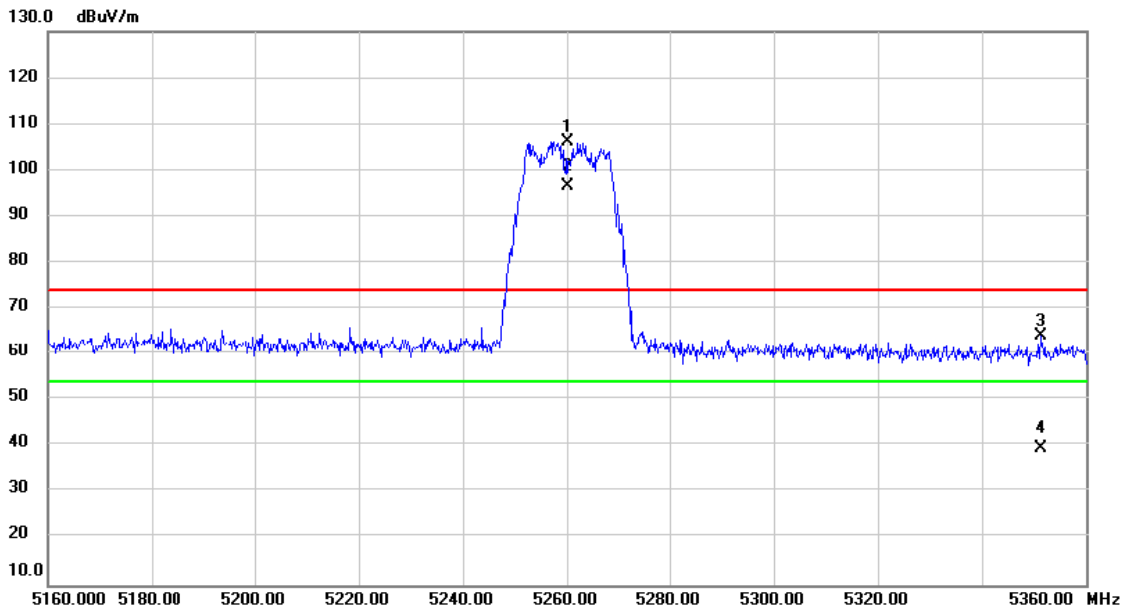
**REMARKS:**

(1) Both Vertical and Horizontal are evaluated, but only the worst case (Vertical) is recorded.



Test Mode	UnII-2A/ TX A Mode 5260MHz	Polarization	Vertical
-----------	----------------------------	--------------	----------

**Orthogonal Axis: X**



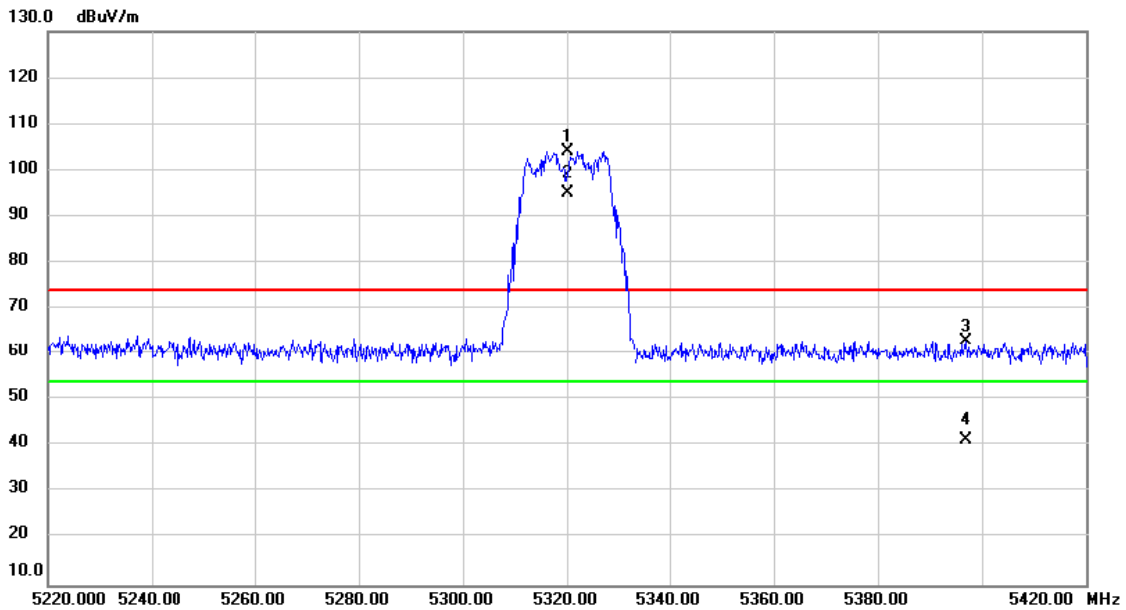
No.	Mk.	Freq. MHz	Reading Level dBuV	Correct Factor dB	Measure- ment dBuV/m	Limit dBuV/m	Over dB	Detector	Comment
1	X	5260.000	68.76	37.40	106.16	74.00	32.16	peak	No Limit
2	*	5260.000	59.21	37.40	96.61	54.00	42.61	AVG	No Limit
3		5351.247	26.70	37.48	64.18	74.00	-9.82	peak	
4		5351.247	2.12	37.48	39.60	54.00	-14.40	AVG	

**REMARKS:**

(1) Both Vertical and Horizontal are evaluated, but only the worst case (Vertical) is recorded.

Test Mode	UnII-2A/ TX A Mode 5320MHz	Polarization	Vertical
-----------	----------------------------	--------------	----------

**Orthogonal Axis: X**



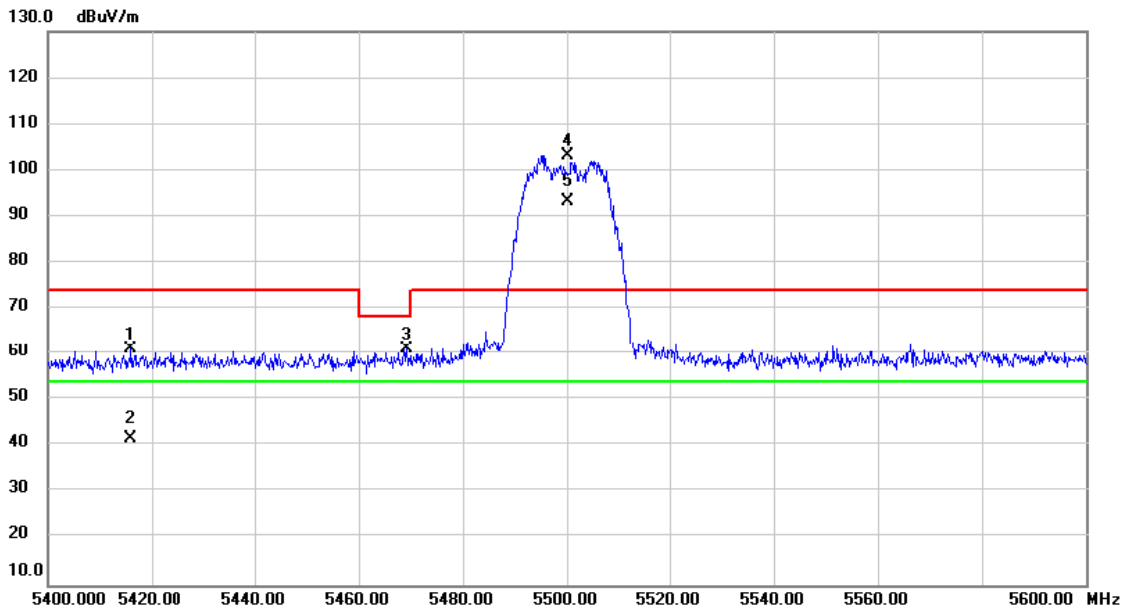
No.	Mk.	Freq. MHz	Reading Level dBuV	Correct Factor dB	Measure- ment dBuV/m	Limit dBuV/m	Over dB	Detector	Comment
1	X	5320.000	66.62	37.45	104.07	74.00	30.07	peak	No Limit
2	*	5320.000	57.51	37.45	94.96	54.00	40.96	AVG	No Limit
3		5396.920	25.55	37.52	63.07	74.00	-10.93	peak	
4		5396.920	3.88	37.52	41.40	54.00	-12.60	AVG	

**REMARKS:**

(1) Both Vertical and Horizontal are evaluated, but only the worst case (Vertical) is recorded.

Test Mode	UnII-2C/ TX A Mode 5500MHz	Polarization	Vertical
-----------	----------------------------	--------------	----------

**Orthogonal Axis: X**



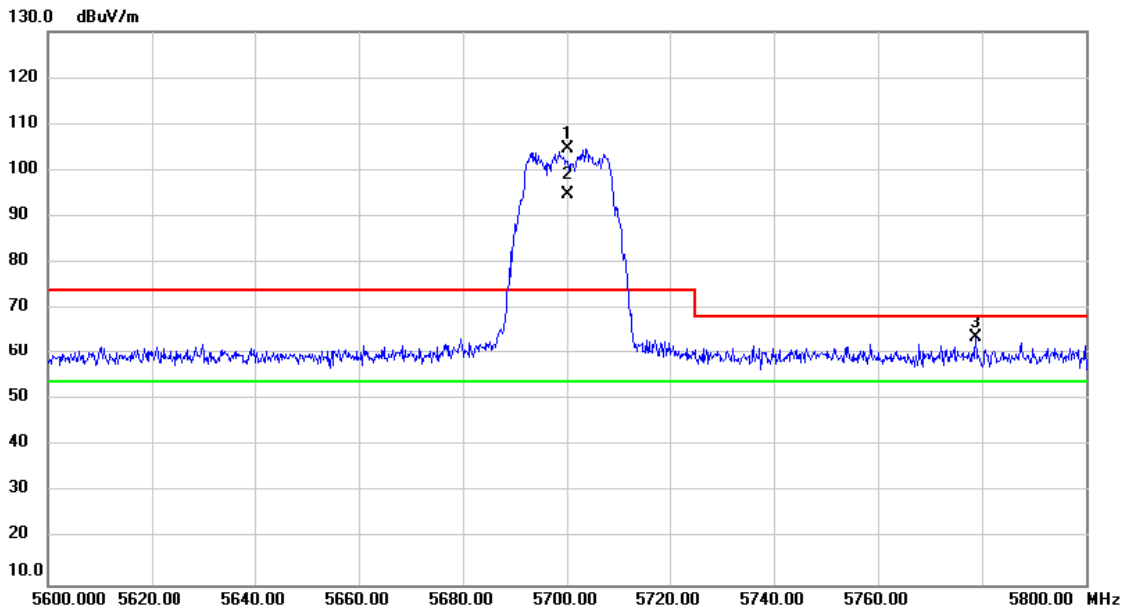
No.	Mk.	Freq. MHz	Reading Level dBuV	Correct Factor dB	Measure- ment dBuV/m	Limit dBuV/m	Over dB	Detector	Comment
1		5415.933	23.48	37.54	61.02	74.00	-12.98	peak	
2		5415.933	4.02	37.54	41.56	54.00	-12.44	AVG	
3		5469.240	23.50	37.58	61.08	68.20	-7.12	peak	
4	X	5500.000	65.46	37.61	103.07	74.00	29.07	peak	No Limit
5	*	5500.000	55.69	37.61	93.30	54.00	39.30	AVG	No Limit

**REMARKS:**

(1) Both Vertical and Horizontal are evaluated, but only the worst case (Vertical) is recorded.

Test Mode	UnII-2C/ TX A Mode 5700MHz	Polarization	Vertical
-----------	----------------------------	--------------	----------

**Orthogonal Axis: X**



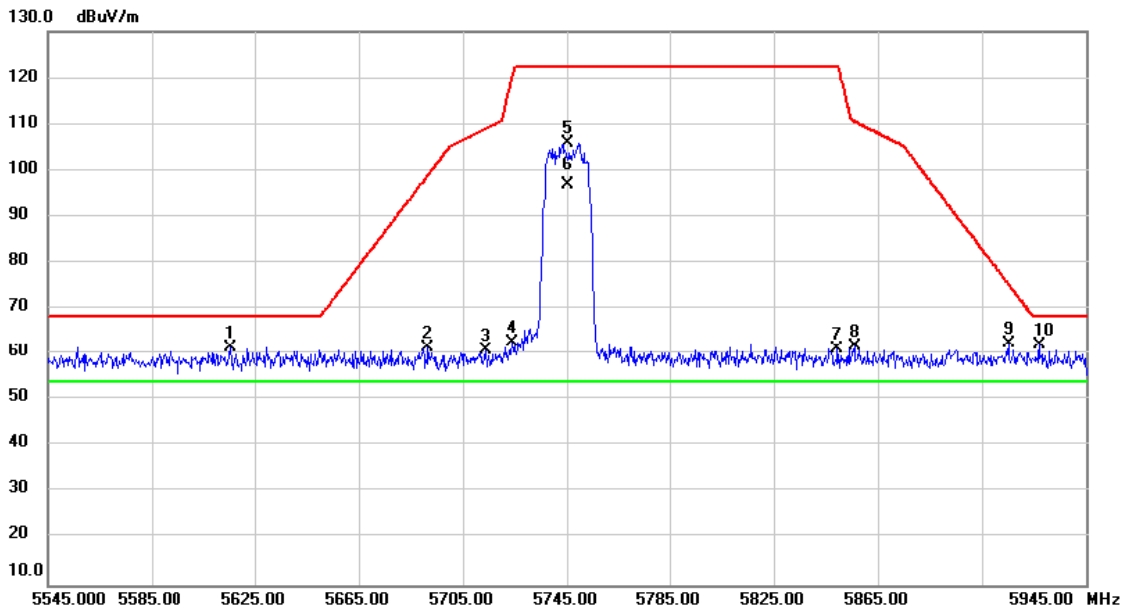
No.	Mk.	Freq. MHz	Reading Level dBuV	Correct Factor dB	Measure- ment dBuV/m	Limit dBuV/m	Over dB	Detector	Comment
1	X	5700.000	66.63	38.04	104.67	74.00	30.67	peak	No Limit
2	*	5700.000	56.83	38.04	94.87	54.00	40.87	AVG	No Limit
3		5778.693	25.52	38.20	63.72	68.20	-4.48	peak	

**REMARKS:**

(1) Both Vertical and Horizontal are evaluated, but only the worst case (Vertical) is recorded.

Test Mode	UnII-3/ TX A Mode 5745MHz	Polarization	Vertical
-----------	---------------------------	--------------	----------

**Orthogonal Axis: X**



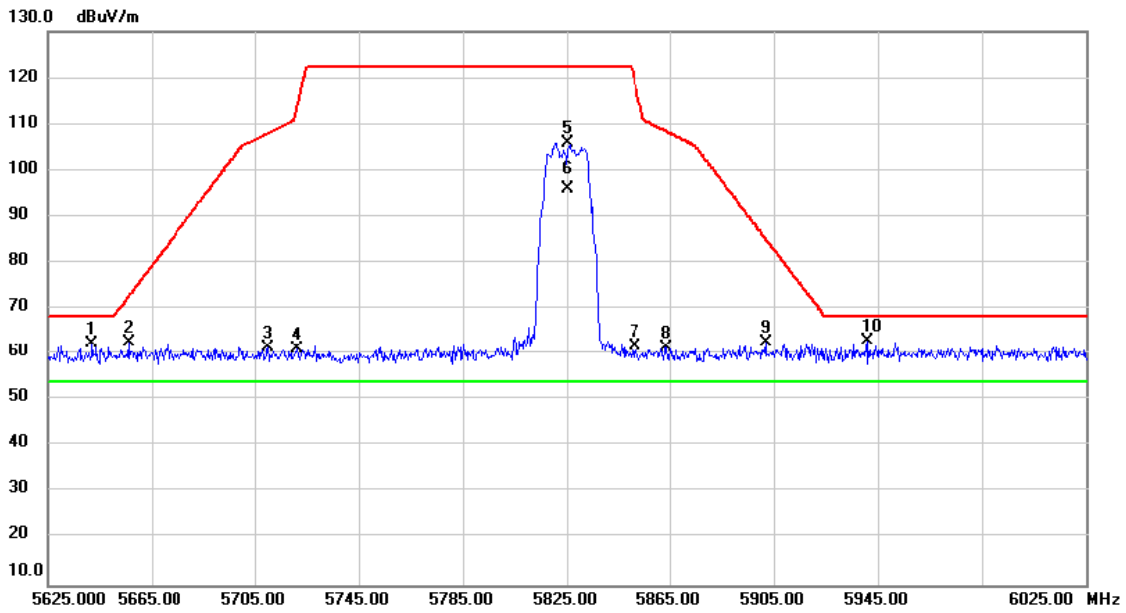
No.	Mk.	Freq. MHz	Reading Level dBuV	Correct Factor dB	Measure- ment dBuV/m	Limit dBuV/m	Over dB	Detector	Comment
1		5615.573	23.71	37.86	61.57	68.20	-6.63	peak	
2		5691.547	23.43	38.02	61.45	98.97	-37.52	peak	
3		5713.800	22.69	38.07	60.76	109.07	-48.31	peak	
4		5724.120	24.44	38.09	62.53	120.19	-57.66	peak	
5		5745.000	67.64	38.13	105.77	122.20	-16.43	peak	No Limit
6	*	5745.000	58.81	38.13	96.94	54.00	42.94	AVG	No Limit
7		5849.480	22.76	38.36	61.12	122.20	-61.08	peak	
8		5856.067	23.48	38.37	61.85	110.50	-48.65	peak	
9		5915.293	23.89	38.50	62.39	75.36	-12.97	peak	
10		5927.320	23.43	38.52	61.95	68.20	-6.25	peak	

**REMARKS:**

(1) Both Vertical and Horizontal are evaluated, but only the worst case (Vertical) is recorded.

Test Mode	UnII-3/ TX A Mode 5785MHz	Polarization	Vertical
-----------	---------------------------	--------------	----------

**Orthogonal Axis: X**



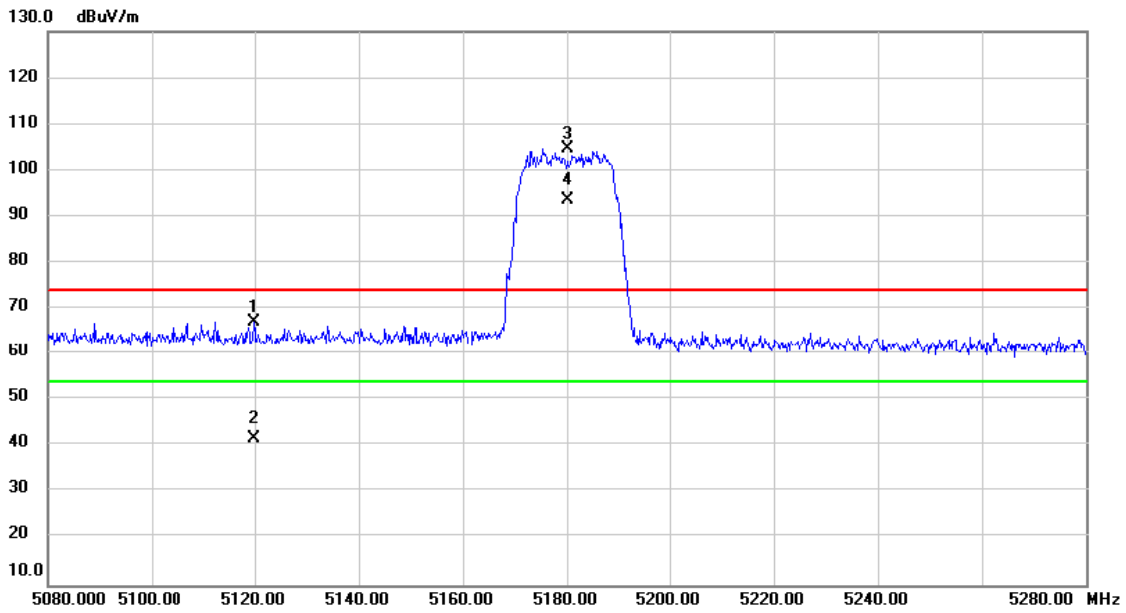
No.	Mk.	Freq. MHz	Reading Level dBuV	Correct Factor dB	Measure- ment dBuV/m	Limit dBuV/m	Over dB	Detector	Comment
1		5641.880	24.59	37.91	62.50	68.20	-5.70	peak	
2		5656.120	24.62	37.95	62.57	72.75	-10.18	peak	
3		5709.893	23.32	38.06	61.38	107.97	-46.59	peak	
4		5721.387	22.92	38.09	61.01	113.96	-52.95	peak	
5		5825.000	67.66	38.31	105.97	122.20	-16.23	peak	No Limit
6	*	5825.000	57.50	38.31	95.81	54.00	41.81	AVG	No Limit
7		5851.347	23.27	38.36	61.63	119.13	-57.50	peak	
8		5863.560	23.04	38.39	61.43	108.40	-46.97	peak	
9		5902.107	24.28	38.47	62.75	85.10	-22.35	peak	
10		5940.867	24.27	38.55	62.82	68.20	-5.38	peak	

**REMARKS:**

(1) Both Vertical and Horizontal are evaluated, but only the worst case (Vertical) is recorded.

Test Mode	UnII-1/TX N20 Mode 5180MHz	Polarization	Vertical
-----------	----------------------------	--------------	----------

**Orthogonal Axis: X**



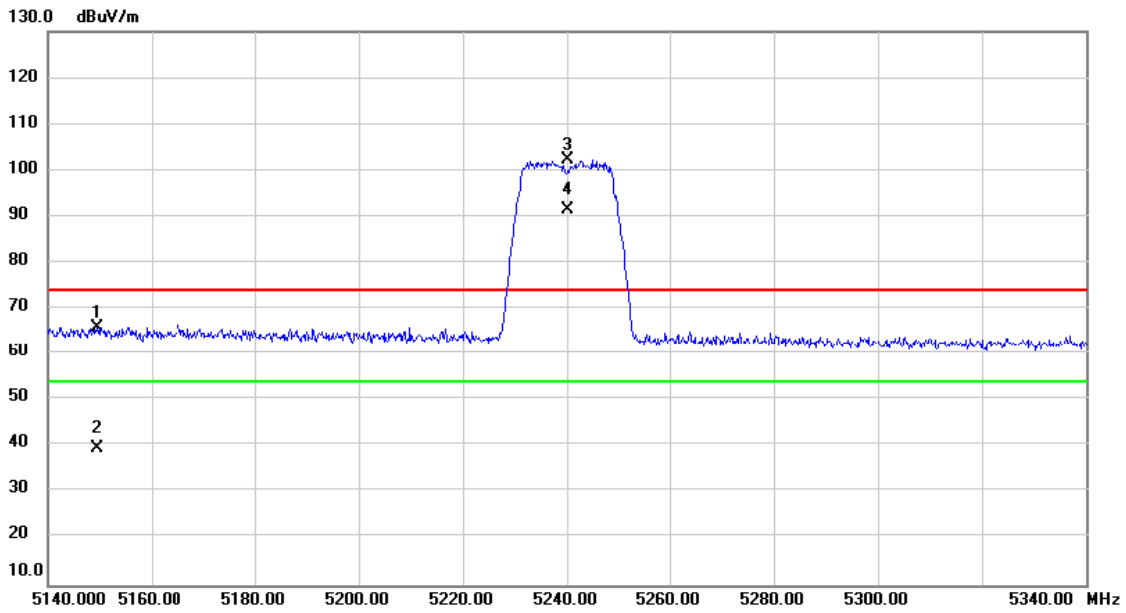
No.	Mk.	Freq. MHz	Reading Level dBuV	Correct Factor dB	Measure- ment dBuV/m	Limit dBuV/m	Over dB	Detector	Comment
1		5119.800	29.83	37.27	67.10	74.00	-6.90	peak	
2		5119.800	4.39	37.27	41.66	54.00	-12.34	AVG	
3	X	5180.000	67.32	37.33	104.65	74.00	30.65	peak	No Limit
4	*	5180.000	56.26	37.33	93.59	54.00	39.59	AVG	No Limit

**REMARKS:**

(1) Both Vertical and Horizontal are evaluated, but only the worst case (Vertical) is recorded.

Test Mode	UnII-1/TX N20 Mode 5240MHz	Polarization	Vertical
-----------	----------------------------	--------------	----------

**Orthogonal Axis: X**



No.	Mk.	Freq. MHz	Reading Level dBuV	Correct Factor dB	Measure- ment dBuV/m	Limit dBuV/m	Over dB	Detector	Comment
1		5149.400	28.75	37.30	66.05	74.00	-7.95	peak	
2		5149.400	2.36	37.30	39.66	54.00	-14.34	AVG	
3	X	5240.000	64.93	37.38	102.31	74.00	28.31	peak	No Limit
4	*	5240.000	54.02	37.38	91.40	54.00	37.40	AVG	No Limit

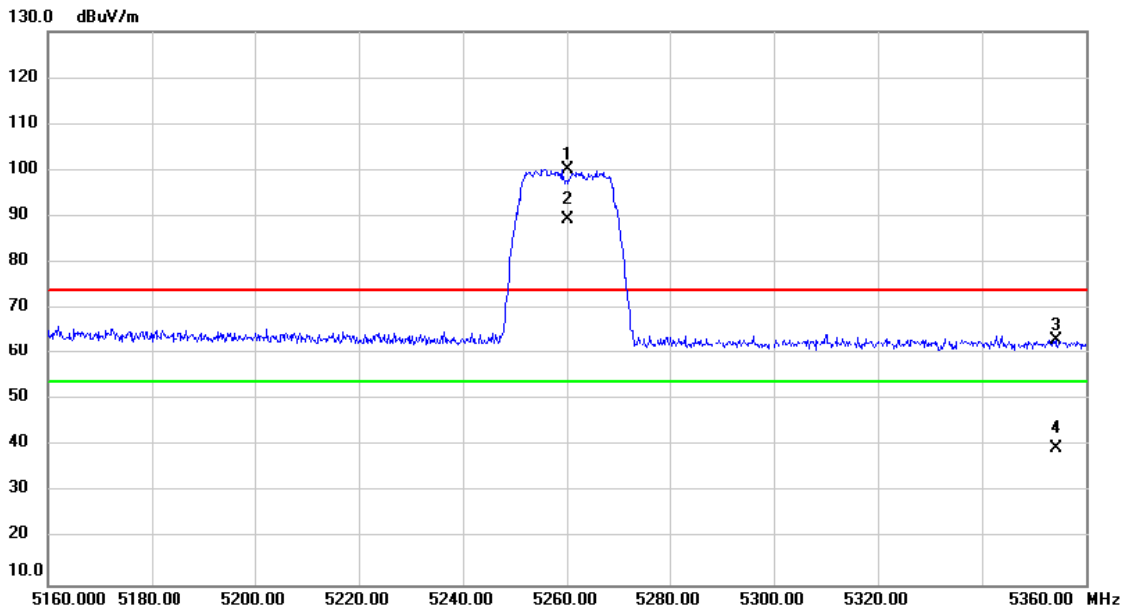
**REMARKS:**

(1) Both Vertical and Horizontal are evaluated, but only the worst case (Vertical) is recorded.



Test Mode	UnII-2A/TX N20 Mode 5260MHz	Polarization	Vertical
-----------	-----------------------------	--------------	----------

**Orthogonal Axis: X**



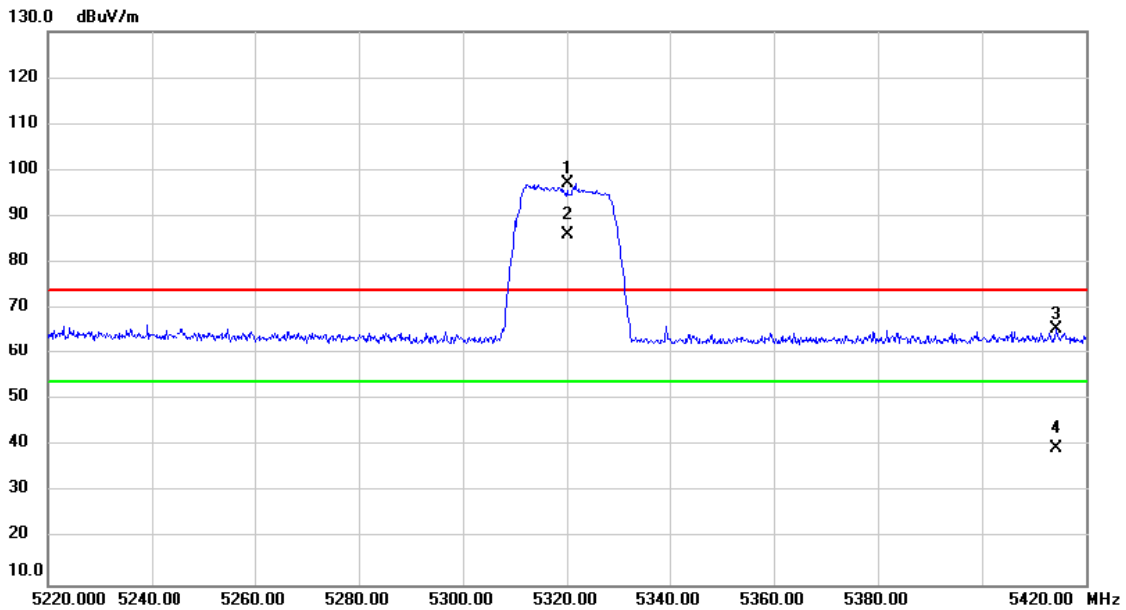
No.	Mk.	Freq. MHz	Reading Level dBuV	Correct Factor dB	Measure- ment dBuV/m	Limit dBuV/m	Over dB	Detector	Comment
1	X	5260.000	62.78	37.40	100.18	74.00	26.18	peak	No Limit
2	*	5260.000	52.05	37.40	89.45	54.00	35.45	AVG	No Limit
3		5354.200	25.86	37.48	63.34	74.00	-10.66	peak	
4		5354.200	1.98	37.48	39.46	54.00	-14.54	AVG	

**REMARKS:**

(1) Both Vertical and Horizontal are evaluated, but only the worst case (Vertical) is recorded.

Test Mode	UnII-2A/TX N20 Mode 5320MHz	Polarization	Vertical
-----------	-----------------------------	--------------	----------

**Orthogonal Axis: X**



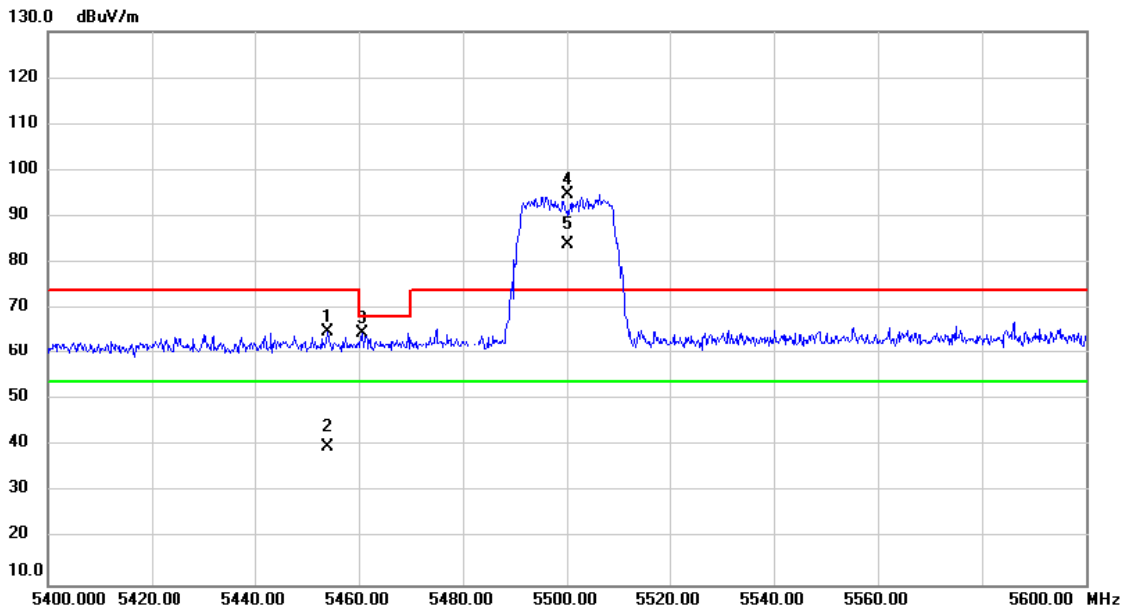
No.	Mk.	Freq. MHz	Reading Level dBuV	Correct Factor dB	Measure- ment dBuV/m	Limit dBuV/m	Over dB	Detector	Comment
1	X	5320.000	59.62	37.45	97.07	74.00	23.07	peak	No Limit
2	*	5320.000	48.62	37.45	86.07	54.00	32.07	AVG	No Limit
3		5414.200	28.05	37.54	65.59	74.00	-8.41	peak	
4		5414.200	1.97	37.54	39.51	54.00	-14.49	AVG	

**REMARKS:**

(1) Both Vertical and Horizontal are evaluated, but only the worst case (Vertical) is recorded.

Test Mode	UnII-2C/TX N20 Mode 5500MHz	Polarization	Vertical
-----------	-----------------------------	--------------	----------

**Orthogonal Axis: X**



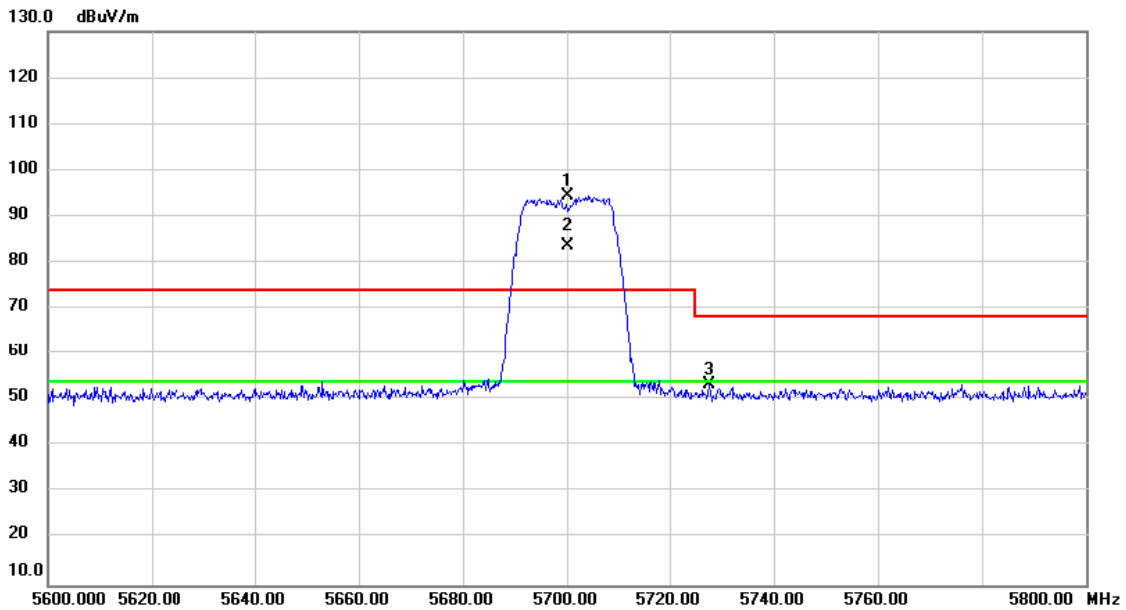
No.	Mk.	Freq. MHz	Reading Level dBuV	Correct Factor dB	Measure- ment dBuV/m	Limit dBuV/m	Over dB	Detector	Comment
1		5454.000	27.52	37.57	65.09	74.00	-8.91	peak	
2		5454.000	2.26	37.57	39.83	54.00	-14.17	AVG	
3		5460.600	27.10	37.58	64.68	68.20	-3.52	peak	
4	X	5500.000	57.14	37.61	94.75	74.00	20.75	peak	No Limit
5	*	5500.000	46.37	37.61	83.98	54.00	29.98	AVG	No Limit

**REMARKS:**

(1) Both Vertical and Horizontal are evaluated, but only the worst case (Vertical) is recorded.

Test Mode	UnII-2C/TX N20 Mode 5700MHz	Polarization	Vertical
-----------	-----------------------------	--------------	----------

### Orthogonal Axis: X



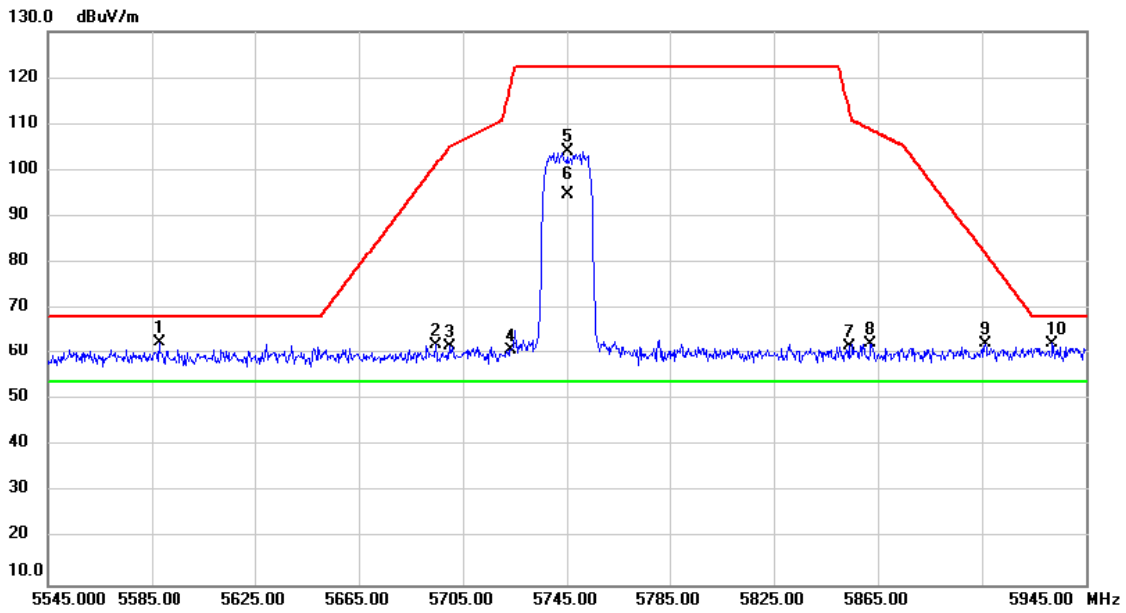
No.	Mk.	Freq. MHz	Reading Level dBuV	Correct Factor dB	Measure- ment dBuV/m	Limit dBuV/m	Over dB	Detector	Comment
1	X	5700.000	56.33	38.04	94.37	74.00	20.37	peak	No Limit
2	*	5700.000	45.64	38.04	83.68	54.00	29.68	AVG	No Limit
3		5727.600	15.14	38.09	53.23	68.20	-14.97	peak	

**REMARKS:**

(1) Both Vertical and Horizontal are evaluated, but only the worst case (Vertical) is recorded.

Test Mode	UnII-3/TX N20 Mode 5745MHz	Polarization	Vertical
-----------	----------------------------	--------------	----------

**Orthogonal Axis: X**



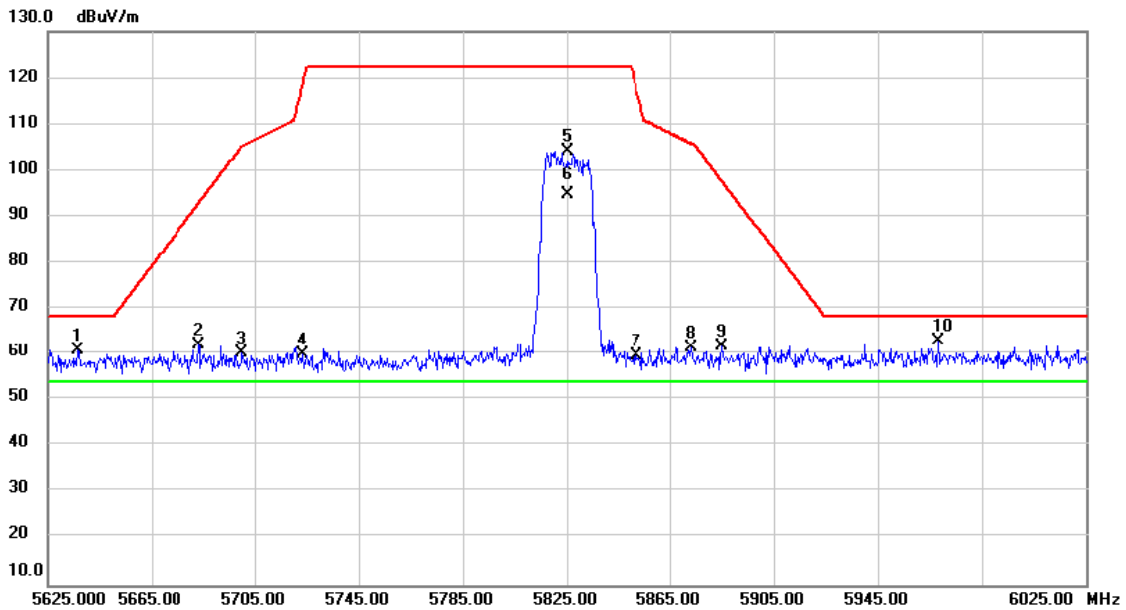
No.	Mk.	Freq. MHz	Reading Level dBuV	Correct Factor dB	Measure- ment dBuV/m	Limit dBuV/m	Over dB	Detector	Comment
1		5587.800	24.75	37.80	62.55	68.20	-5.65	peak	
2		5694.600	24.01	38.02	62.03	101.22	-39.19	peak	
3		5699.800	23.68	38.04	61.72	105.05	-43.33	peak	
4		5723.400	22.87	38.09	60.96	118.55	-57.59	peak	
5		5745.000	65.84	38.13	103.97	122.20	-18.23	peak	No Limit
6	*	5745.000	56.53	38.13	94.66	54.00	40.66	AVG	No Limit
7		5853.800	23.37	38.36	61.73	113.54	-51.81	peak	
8		5862.200	24.09	38.38	62.47	108.78	-46.31	peak	
9		5906.200	23.81	38.48	62.29	82.08	-19.79	peak	
10		5932.200	23.96	38.54	62.50	68.20	-5.70	peak	

**REMARKS:**

(1) Both Vertical and Horizontal are evaluated, but only the worst case (Vertical) is recorded.

Test Mode	UnII-3/TX N20 Mode 5825MHz	Polarization	Vertical
-----------	----------------------------	--------------	----------

**Orthogonal Axis: X**



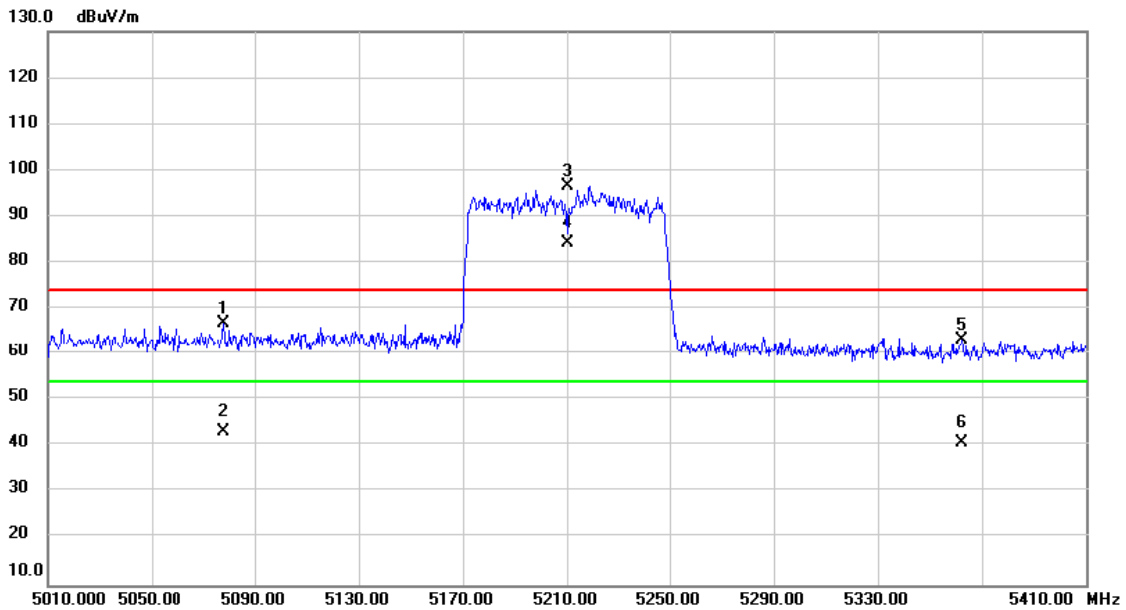
No.	Mk.	Freq. MHz	Reading Level dBuV	Correct Factor dB	Measure- ment dBuV/m	Limit dBuV/m	Over dB	Detector	Comment
1		5636.600	22.83	37.90	60.73	68.20	-7.47	peak	
2		5683.400	24.06	38.00	62.06	92.95	-30.89	peak	
3		5700.200	22.34	38.04	60.38	105.26	-44.88	peak	
4		5723.400	21.87	38.09	59.96	118.55	-58.59	peak	
5		5825.000	65.76	38.31	104.07	122.20	-18.13	peak	No Limit
6	*	5825.000	56.45	38.31	94.76	54.00	40.76	AVG	No Limit
7		5852.200	21.28	38.36	59.64	117.18	-57.54	peak	
8		5873.000	23.02	38.41	61.43	105.76	-44.33	peak	
9		5885.000	23.41	38.43	61.84	97.77	-35.93	peak	
10		5968.200	24.23	38.61	62.84	68.20	-5.36	peak	

**REMARKS:**

(1) Both Vertical and Horizontal are evaluated, but only the worst case (Vertical) is recorded.

Test Mode	UnII-1/TX Ac (VHT80) Mode 5210MHz	Polarization	Vertical
-----------	-----------------------------------	--------------	----------

**Orthogonal Axis: X**



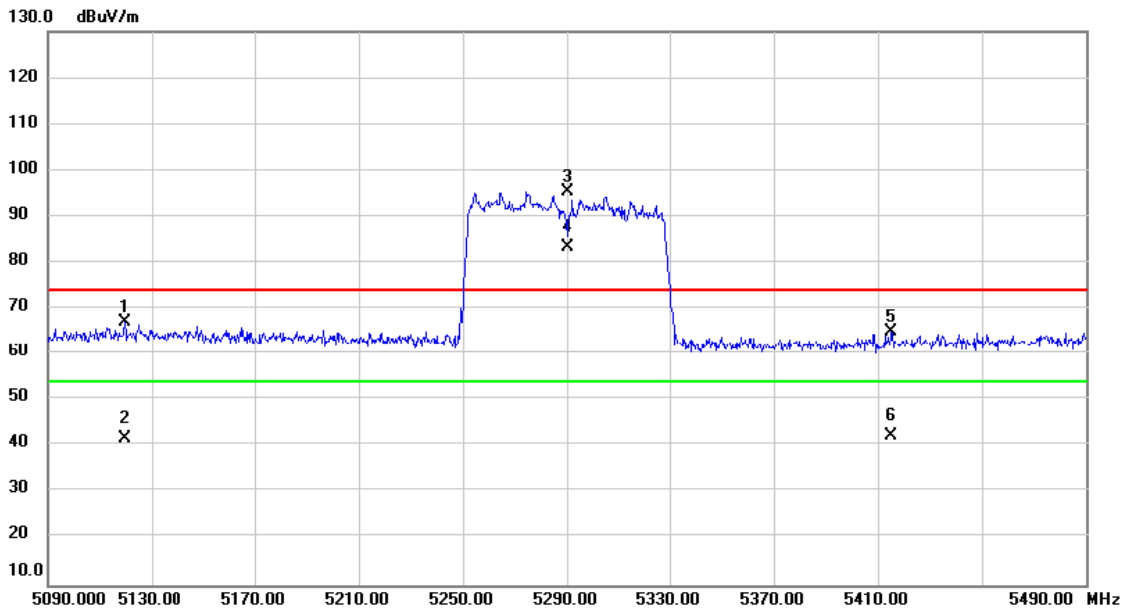
No.	Mk.	Freq. MHz	Reading Level dBuV	Correct Factor dB	Measure- ment dBuV/m	Limit dBuV/m	Over dB	Detector	Comment
1		5078.000	29.62	37.24	66.86	74.00	-7.14	peak	
2		5078.000	5.87	37.24	43.11	54.00	-10.89	AVG	
3	X	5210.000	59.10	37.36	96.46	74.00	22.46	peak	No Limit
4	*	5210.000	46.93	37.36	84.29	54.00	30.29	AVG	No Limit
5		5362.400	25.75	37.49	63.24	74.00	-10.76	peak	
6		5362.400	3.25	37.49	40.74	54.00	-13.26	AVG	

**REMARKS:**

(1) Both Vertical and Horizontal are evaluated, but only the worst case (Vertical) is recorded.

Test Mode	UnII-2A/TX Ac (VHT80) Mode 5290MHz	Polarization	Vertical
-----------	------------------------------------	--------------	----------

**Orthogonal Axis: X**



No.	Mk.	Freq. MHz	Reading Level dBuV	Correct Factor dB	Measure- ment dBuV/m	Limit dBuV/m	Over dB	Detector	Comment
1		5119.600	29.74	37.27	67.01	74.00	-6.99	peak	
2		5119.600	4.44	37.27	41.71	54.00	-12.29	AVG	
3	X	5290.000	57.91	37.42	95.33	74.00	21.33	peak	No Limit
4	*	5290.000	45.87	37.42	83.29	54.00	29.29	AVG	No Limit
5		5415.200	27.59	37.54	65.13	74.00	-8.87	peak	
6		5415.200	4.77	37.54	42.31	54.00	-11.69	AVG	

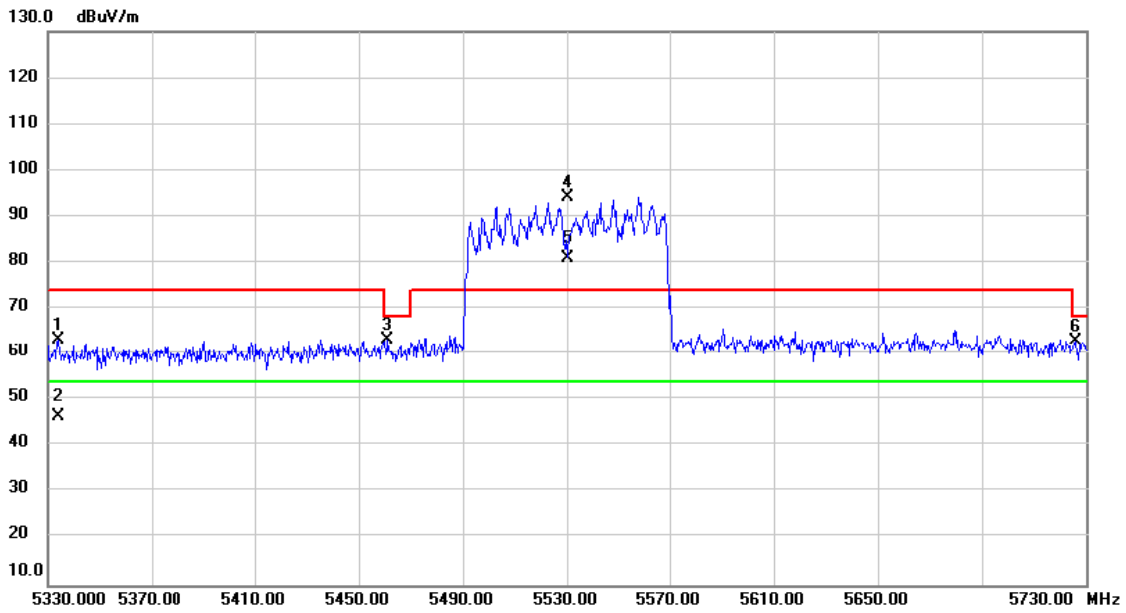
**REMARKS:**

(1) Both Vertical and Horizontal are evaluated, but only the worst case (Vertical) is recorded.



Test Mode	UnII-2C/TX Ac (VHT80) Mode 5530MHz	Polarization	Vertical
-----------	------------------------------------	--------------	----------

**Orthogonal Axis: X**



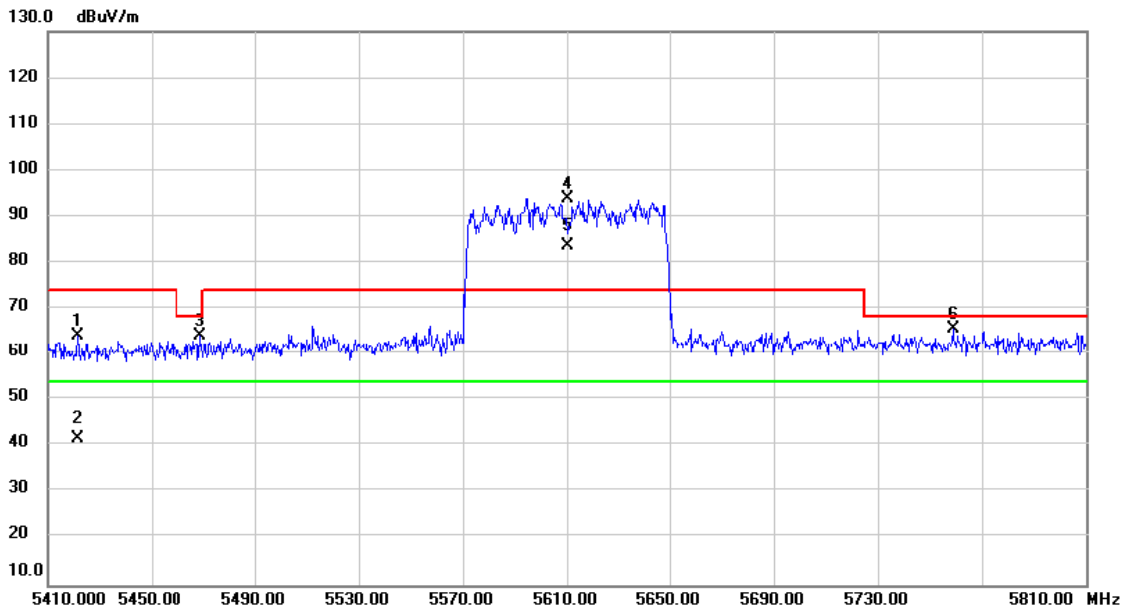
No.	Mk.	Freq. MHz	Reading Level dBuV	Correct Factor dB	Measure- ment dBuV/m	Limit dBuV/m	Over dB	Detector	Comment
1		5334.000	25.80	37.46	63.26	74.00	-10.74	peak	
2		5334.000	9.09	37.46	46.55	54.00	-7.45	AVG	
3		5461.200	25.70	37.58	63.28	68.20	-4.92	peak	
4	X	5530.000	56.51	37.68	94.19	74.00	20.19	peak	No Limit
5	*	5530.000	43.40	37.68	81.08	54.00	27.08	AVG	No Limit
6		5726.000	24.76	38.09	62.85	68.20	-5.35	peak	

**REMARKS:**

(1) Both Vertical and Horizontal are evaluated, but only the worst case (Vertical) is recorded.

Test Mode	UnII-2C/TX Ac (VHT80) Mode 5610MHz	Polarization	Vertical
-----------	------------------------------------	--------------	----------

**Orthogonal Axis: X**



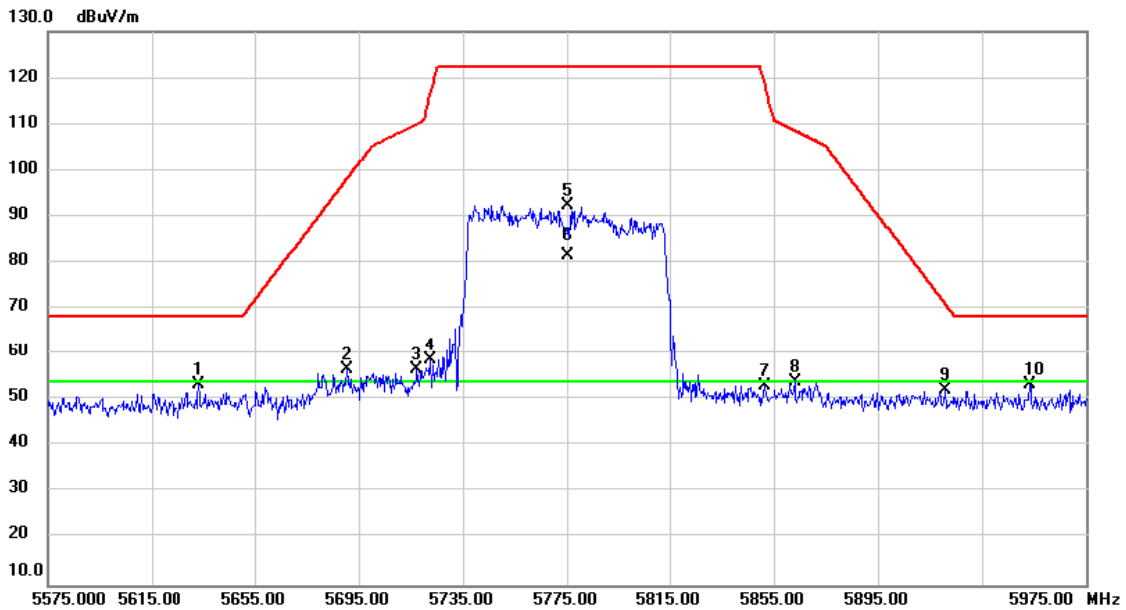
No.	Mk.	Freq. MHz	Reading Level dBuV	Correct Factor dB	Measure- ment dBuV/m	Limit dBuV/m	Over dB	Detector	Comment
1		5421.600	26.52	37.54	64.06	74.00	-9.94	peak	
2		5421.600	4.13	37.54	41.67	54.00	-12.33	AVG	
3		5468.800	26.67	37.58	64.25	68.20	-3.95	peak	
4	X	5610.000	56.04	37.84	93.88	74.00	19.88	peak	No Limit
5	*	5610.000	45.77	37.84	83.61	54.00	29.61	AVG	No Limit
6		5758.800	27.56	38.16	65.72	68.20	-2.48	peak	

**REMARKS:**

(1) Both Vertical and Horizontal are evaluated, but only the worst case (Vertical) is recorded.

Test Mode	UnII-3/TX Ac (VHT80) Mode 5775MHz	Polarization	Vertical
-----------	-----------------------------------	--------------	----------

**Orthogonal Axis: X**



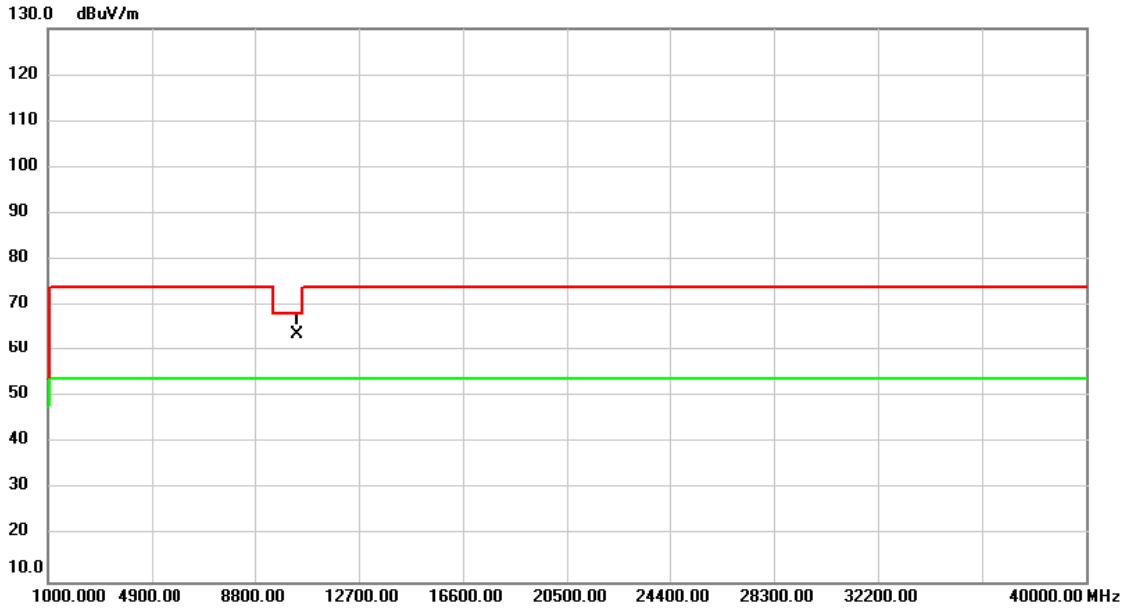
No.	Mk.	Freq. MHz	Reading Level dBuV	Correct Factor dB	Measure- ment dBuV/m	Limit dBuV/m	Over dB	Detector	Comment
1		5633.400	15.31	37.90	53.21	68.20	-14.99	peak	
2		5690.600	18.76	38.02	56.78	98.27	-41.49	peak	
3		5717.400	18.48	38.07	56.55	110.07	-53.52	peak	
4		5722.600	20.66	38.09	58.75	116.73	-57.98	peak	
5		5775.000	54.27	38.20	92.47	122.20	-29.73	peak	No Limit
6	*	5775.000	43.24	38.20	81.44	54.00	27.44	AVG	No Limit
7		5851.400	14.81	38.36	53.17	119.01	-65.84	peak	
8		5863.000	15.71	38.39	54.10	108.56	-54.46	peak	
9		5921.000	13.74	38.52	52.26	71.15	-18.89	peak	
10		5953.400	14.77	38.58	53.35	68.20	-14.85	peak	

**REMARKS:**

(1) Both Vertical and Horizontal are evaluated, but only the worst case (Vertical) is recorded.

Test Mode	UNII-1/ TX A Mode 5180MHz	Polarization	Vertical
-----------	---------------------------	--------------	----------

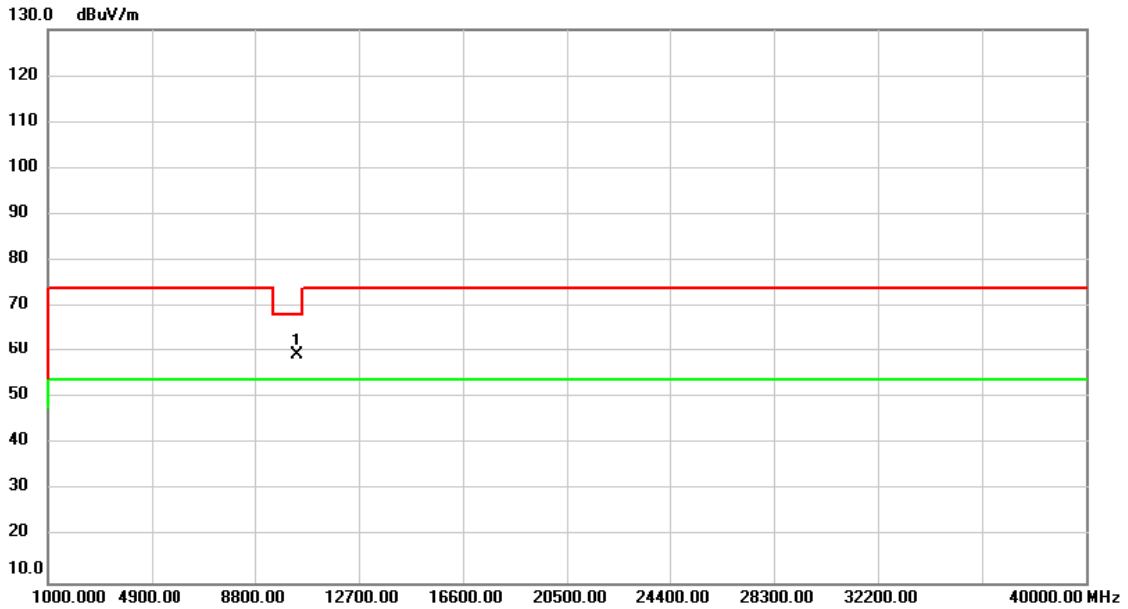
Orthogonal Axis: X



No.	Mk.	Freq. MHz	Reading Level dBuV	Correct Factor dB	Measure- ment dBuV/m	Limit dBuV/m	Over dB	Detector	Comment
1	*	10360.00	58.96	4.85	63.81	68.20	-4.39	peak	

Test Mode	UNII-1/ TX A Mode 5180MHz	Polarization	Horizontal
Test Voltage	AC 120V/60Hz		

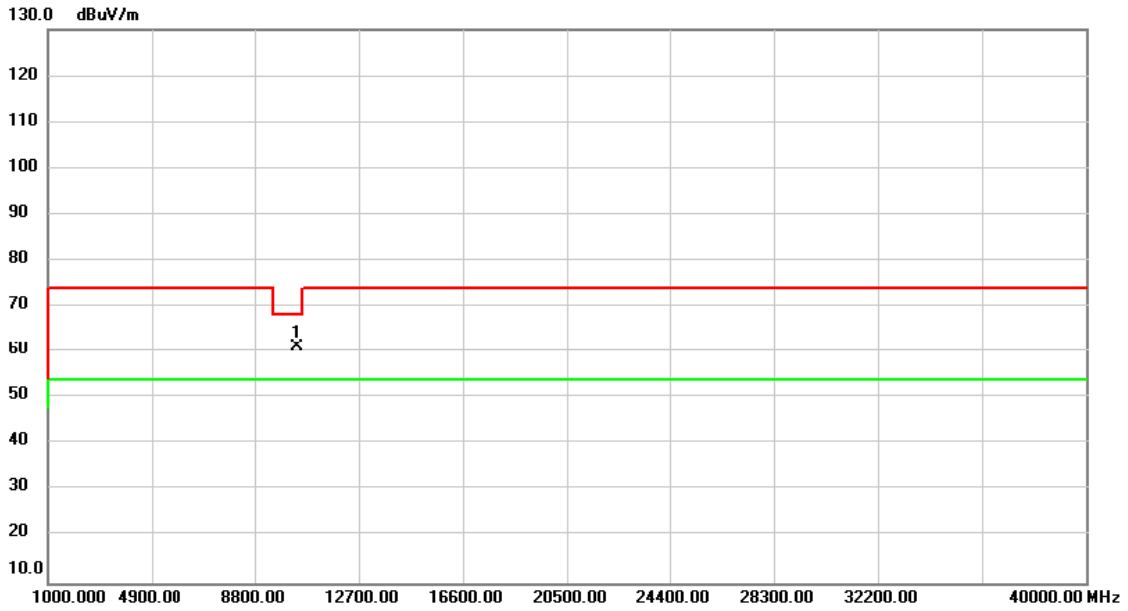
Orthogonal Axis: X



No.	Mk.	Freq. MHz	Reading Level dBuV	Correct Factor dB	Measure- ment dBuV/m	Limit dBuV/m	Over dB	Detector	Comment
1	*	10360.00	54.40	4.85	59.25	68.20	-8.95	peak	

Test Mode	UNII-1/ TX A Mode 5200MHz	Polarization	Vertical
-----------	---------------------------	--------------	----------

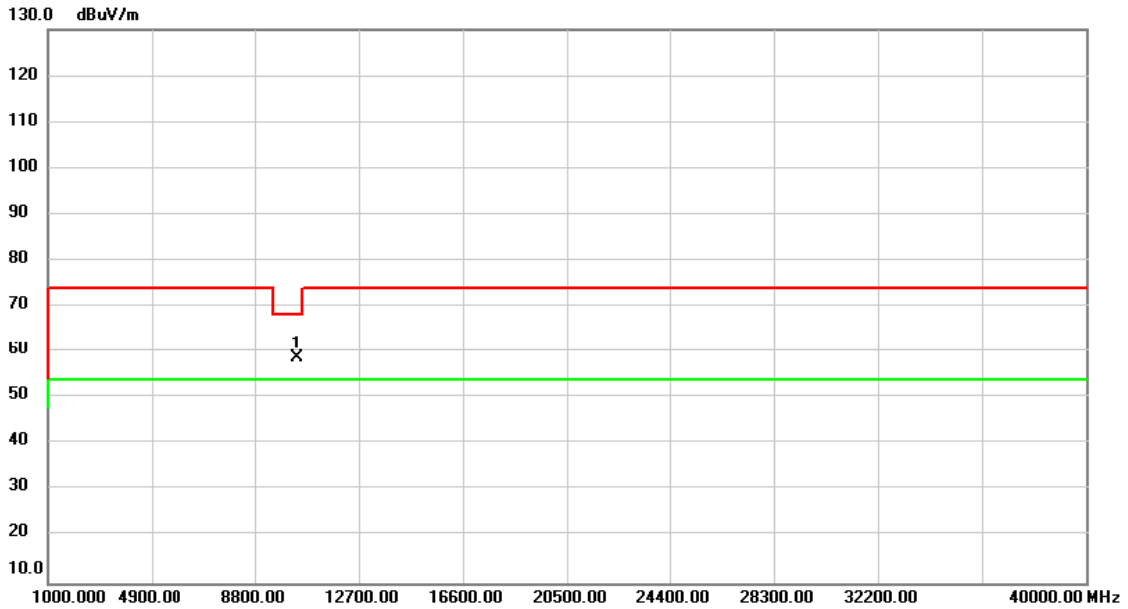
Orthogonal Axis: X



No.	Mk.	Freq. MHz	Reading Level dBuV	Correct Factor dB	Measure- ment dBuV/m	Limit dBuV/m	Over dB	Detector	Comment
1	*	10400.00	56.29	4.94	61.23	68.20	-6.97	peak	

Test Mode	UNII-1/ TX A Mode 5200MHz	Polarization	Horizontal
Test Voltage	AC 120V/60Hz		

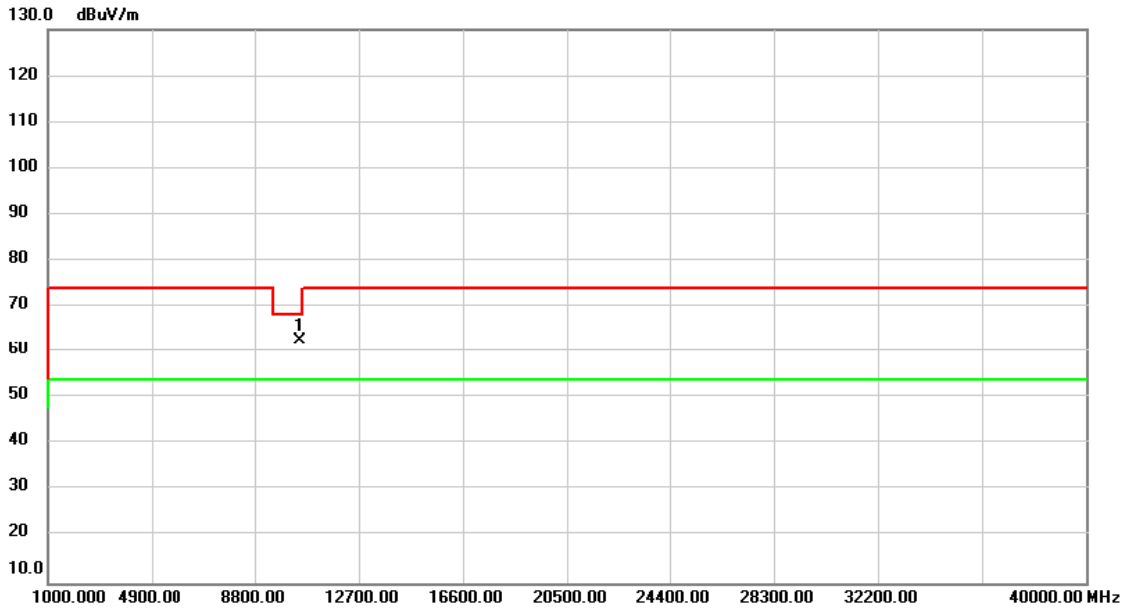
**Orthogonal Axis: X**



No.	Mk.	Freq. MHz	Reading Level dBuV	Correct Factor dB	Measure- ment dBuV/m	Limit dBuV/m	Over dB	Detector	Comment
1	*	10400.00	53.89	4.94	58.83	68.20	-9.37	peak	

Test Mode	UNII-1/ TX A Mode 5240MHz	Polarization	Vertical
-----------	---------------------------	--------------	----------

Orthogonal Axis: X

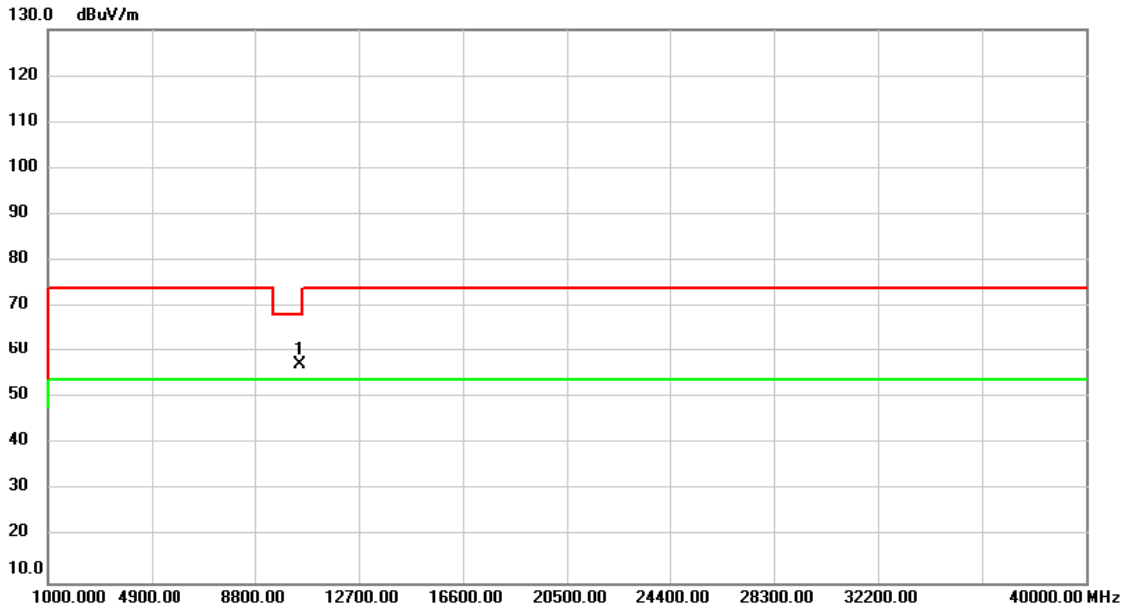


No.	Mk.	Freq. MHz	Reading Level dBuV	Correct Factor dB	Measure- ment dBuV/m	Limit dBuV/m	Over dB	Detector	Comment
1	*	10480.00	57.45	5.15	62.60	68.20	-5.60	peak	



Test Mode	UNII-1/ TX A Mode 5240MHz	Polarization	Horizontal
Test Voltage	AC 120V/60Hz		

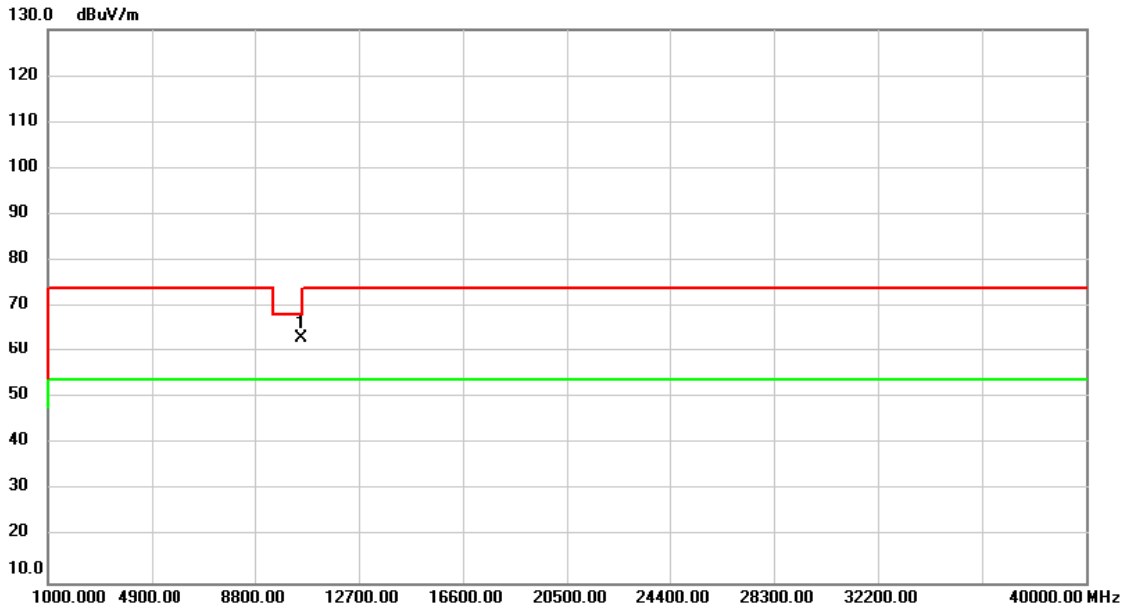
**Orthogonal Axis: X**



No.	Mk.	Freq. MHz	Reading Level dBuV	Correct Factor dB	Measure- ment dBuV/m	Limit dBuV/m	Over dB	Detector	Comment
1	*	10480.00	52.12	5.15	57.27	68.20	-10.93	peak	

Test Mode	UNII-2A/ TX A Mode 5260MHz	Polarization	Vertical
-----------	----------------------------	--------------	----------

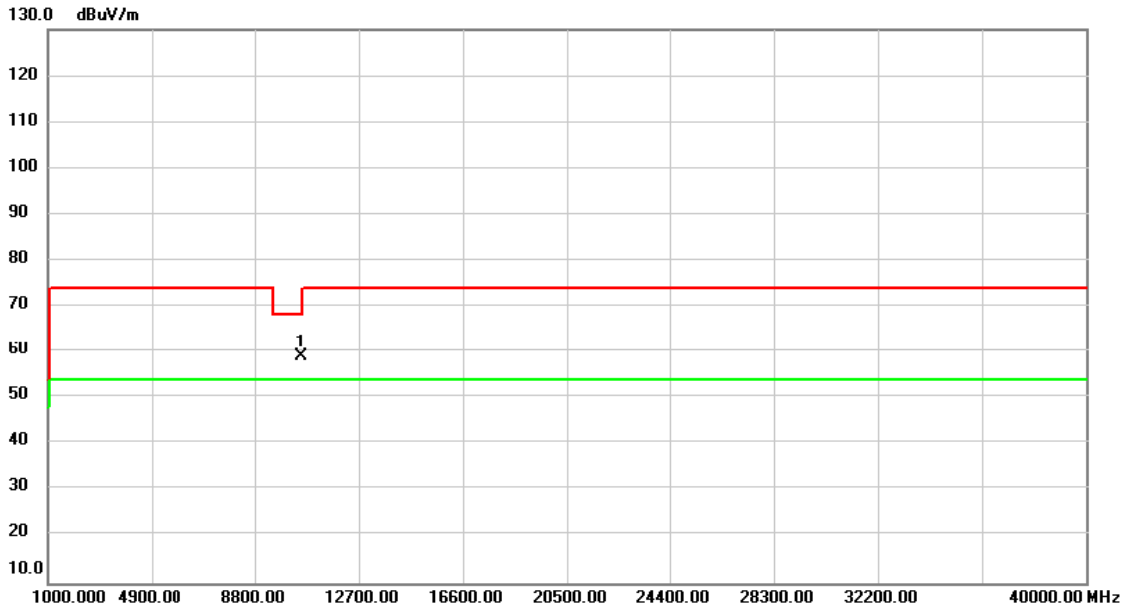
Orthogonal Axis: X



No.	Mk.	Freq. MHz	Reading Level dBuV	Correct Factor dB	Measure- ment dBuV/m	Limit dBuV/m	Over dB	Detector	Comment
1	*	10520.00	58.02	5.24	63.26	68.20	-4.94	peak	

Test Mode	UNII-2A/ TX A Mode 5260MHz	Polarization	Horizontal
Test Voltage	AC 120V/60Hz		

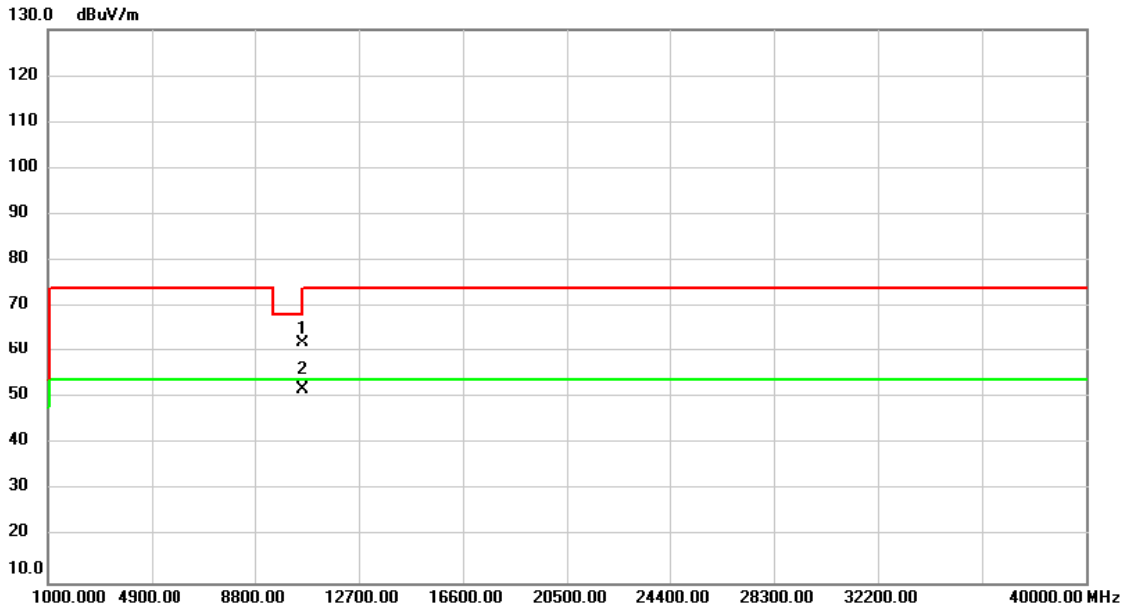
**Orthogonal Axis: X**



No.	Mk.	Freq. MHz	Reading Level dBuV	Correct Factor dB	Measure- ment dBuV/m	Limit dBuV/m	Over dB	Detector	Comment
1	*	10520.00	53.90	5.24	59.14	68.20	-9.06	peak	

Test Mode	UNII-2A/ TX A Mode 5300MHz	Polarization	Vertical
-----------	----------------------------	--------------	----------

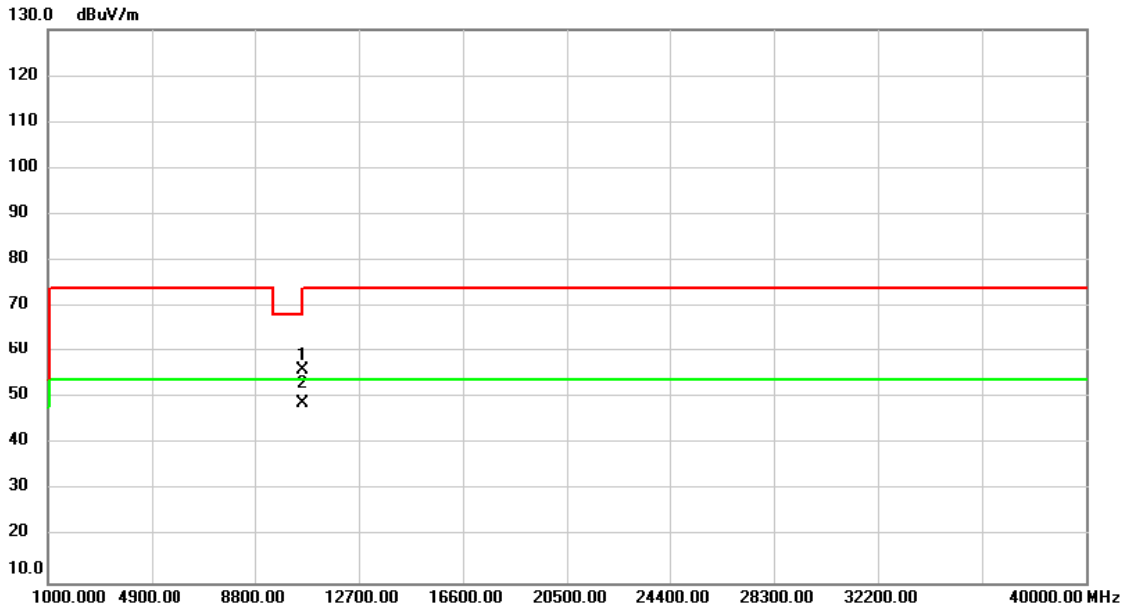
Orthogonal Axis: X



No.	Mk.	Freq. MHz	Reading Level dBuV	Correct Factor dB	Measure- ment dBuV/m	Limit dBuV/m	Over dB	Detector	Comment
1		10600.00	56.71	5.41	62.12	68.20	-6.08	peak	
2	*	10600.00	46.29	5.41	51.70	54.00	-2.30	AVG	

Test Mode	UNII-2A/ TX A Mode 5300MHz	Polarization	Horizontal
Test Voltage	AC 120V/60Hz		

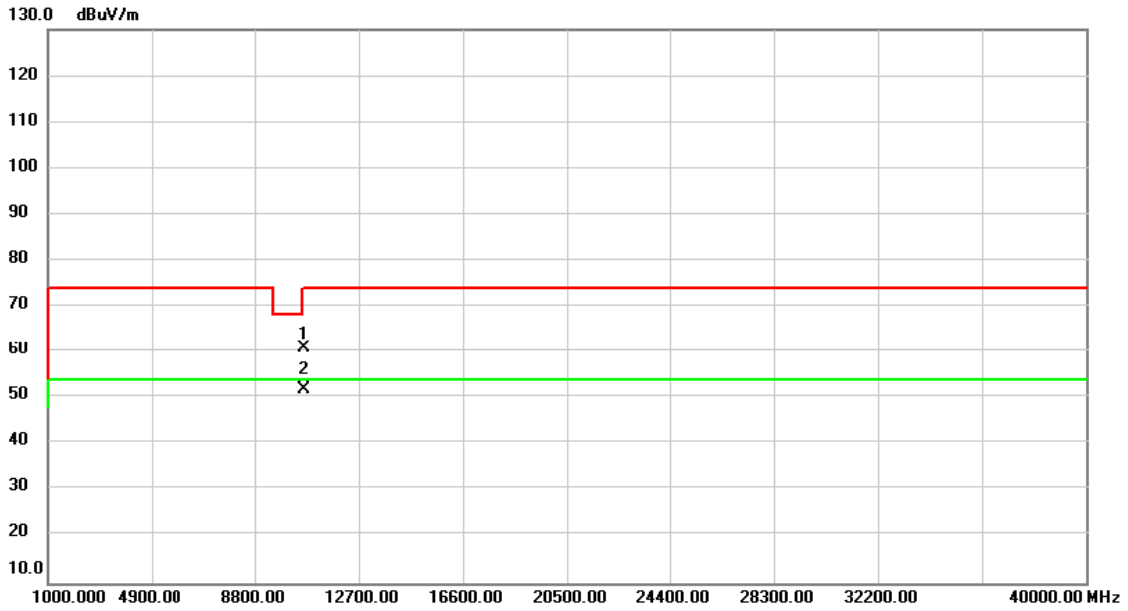
**Orthogonal Axis: X**



No.	Mk.	Freq. MHz	Reading Level dBuV	Correct Factor dB	Measure- ment dBuV/m	Limit dBuV/m	Over dB	Detector	Comment
1		10600.00	50.76	5.41	56.17	68.20	-12.03	peak	
2	*	10600.00	43.39	5.41	48.80	54.00	-5.20	AVG	

Test Mode	UNII-2A/ TX A Mode 5320MHz	Polarization	Vertical
-----------	----------------------------	--------------	----------

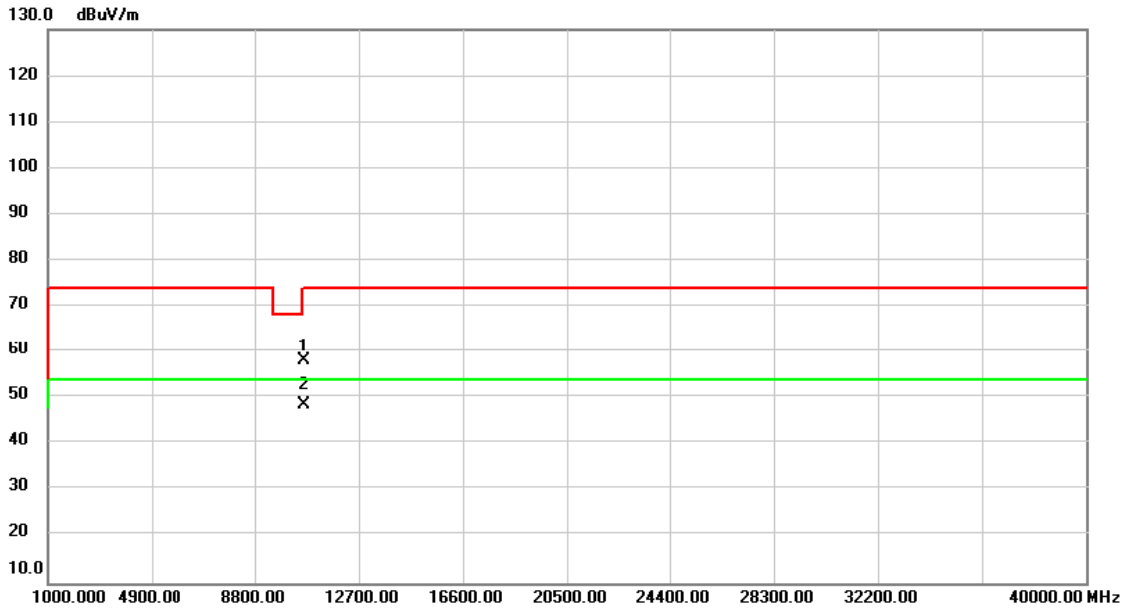
Orthogonal Axis: X



No.	Mk.	Freq. MHz	Reading Level dBuV	Correct Factor dB	Measure- ment dBuV/m	Limit dBuV/m	Over dB	Detector	Comment
1		10640.00	55.51	5.49	61.00	74.00	-13.00	peak	
2	*	10640.00	46.24	5.49	51.73	54.00	-2.27	AVG	

Test Mode	UNII-2A/ TX A Mode 5320MHz	Polarization	Horizontal
Test Voltage	AC 120V/60Hz		

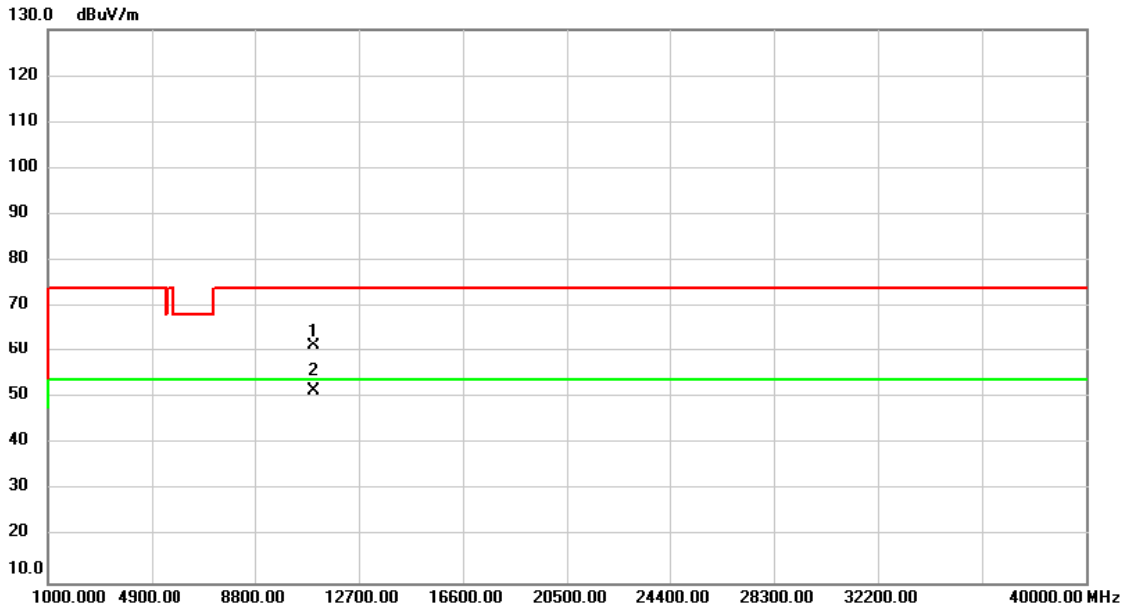
**Orthogonal Axis: X**



No.	Mk.	Freq. MHz	Reading Level dBuV	Correct Factor dB	Measure- ment dBuV/m	Limit dBuV/m	Over dB	Detector	Comment
1		10640.00	52.58	5.49	58.07	74.00	-15.93	peak	
2	*	10640.00	42.94	5.49	48.43	54.00	-5.57	AVG	

Test Mode	UNII-2C/ TX A Mode 5500MHz	Polarization	Vertical
-----------	----------------------------	--------------	----------

Orthogonal Axis: X

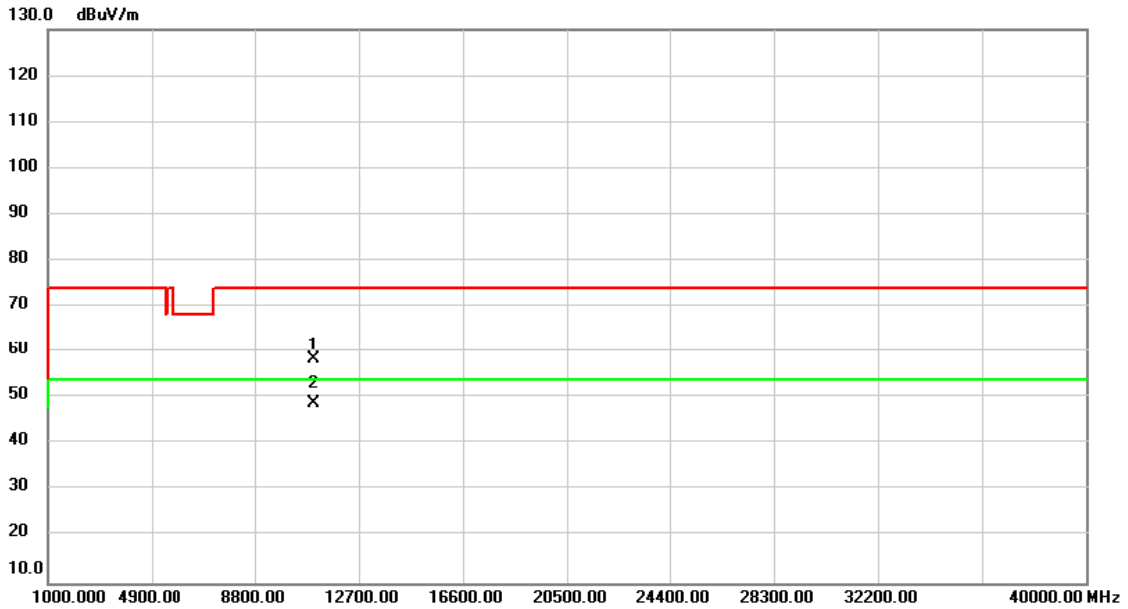


No.	Mk.	Freq. MHz	Reading Level dBuV	Correct Factor dB	Measure- ment dBuV/m	Limit dBuV/m	Over dB	Detector	Comment
1		11000.00	55.24	6.24	61.48	74.00	-12.52	peak	
2	*	11000.00	45.37	6.24	51.61	54.00	-2.39	AVG	



Test Mode	UNII-2C/ TX A Mode 5500MHz	Polarization	Horizontal
Test Voltage	AC 120V/60Hz		

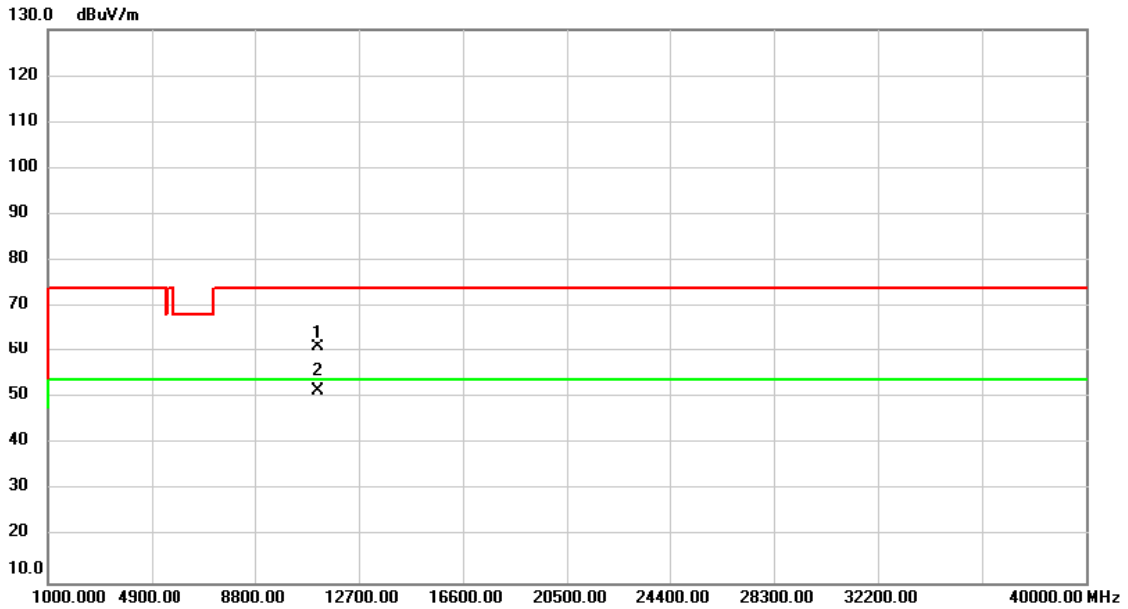
**Orthogonal Axis: X**



No.	Mk.	Freq. MHz	Reading Level dBuV	Correct Factor dB	Measure- ment dBuV/m	Limit dBuV/m	Over dB	Detector	Comment
1		11000.00	52.30	6.24	58.54	74.00	-15.46	peak	
2	*	11000.00	42.49	6.24	48.73	54.00	-5.27	AVG	

Test Mode	UNII-2C/ TX A Mode 5580MHz	Polarization	Vertical
-----------	----------------------------	--------------	----------

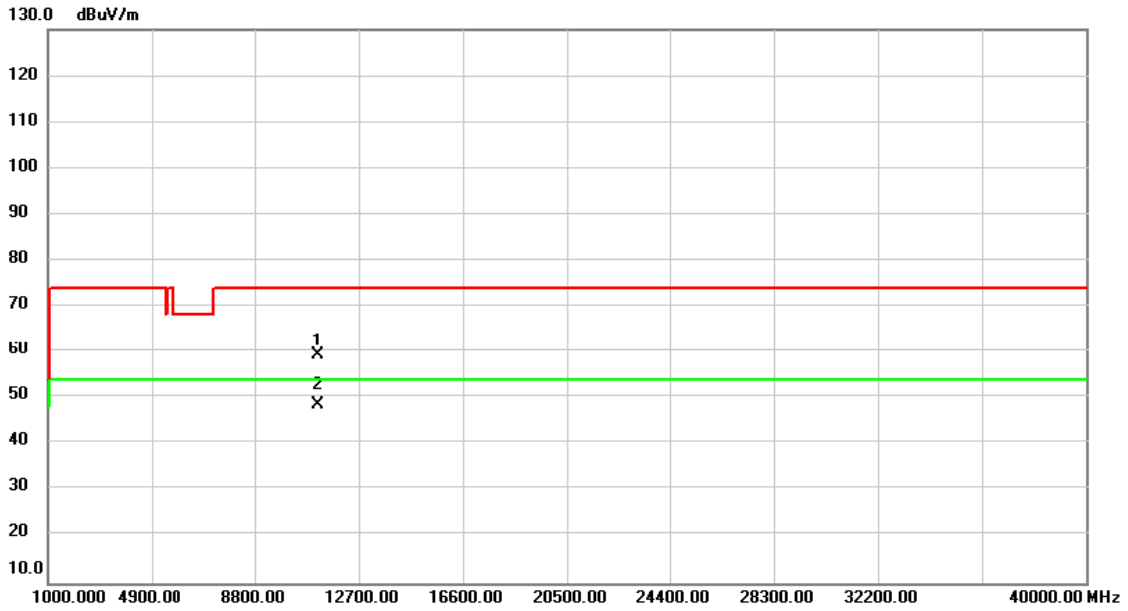
Orthogonal Axis: X



No.	Mk.	Freq. MHz	Reading Level dBuV	Correct Factor dB	Measure- ment dBuV/m	Limit dBuV/m	Over dB	Detector	Comment
1		11160.00	55.27	5.85	61.12	74.00	-12.88	peak	
2	*	11160.00	45.64	5.85	51.49	54.00	-2.51	AVG	

Test Mode	UNII-2C/ TX A Mode 5580MHz	Polarization	Horizontal
Test Voltage	AC 120V/60Hz		

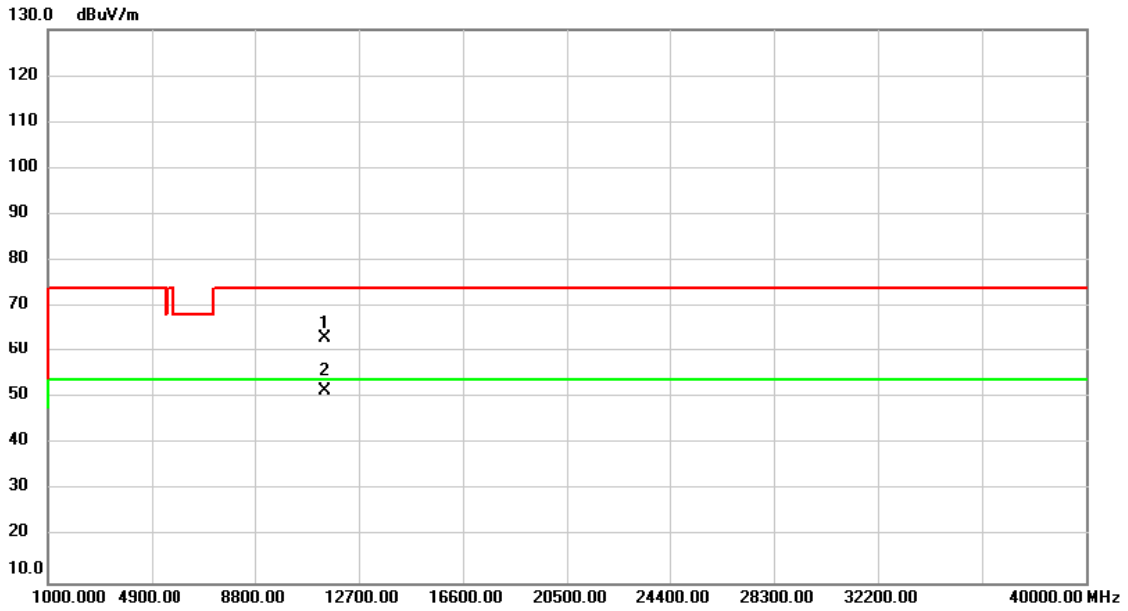
**Orthogonal Axis: X**



No.	Mk.	Freq. MHz	Reading Level dBuV	Correct Factor dB	Measure- ment dBuV/m	Limit dBuV/m	Over dB	Detector	Comment
1		11160.00	53.51	5.85	59.36	74.00	-14.64	peak	
2	*	11160.00	42.63	5.85	48.48	54.00	-5.52	AVG	

Test Mode	UNII-2C/ TX A Mode 5700MHz	Polarization	Vertical
-----------	----------------------------	--------------	----------

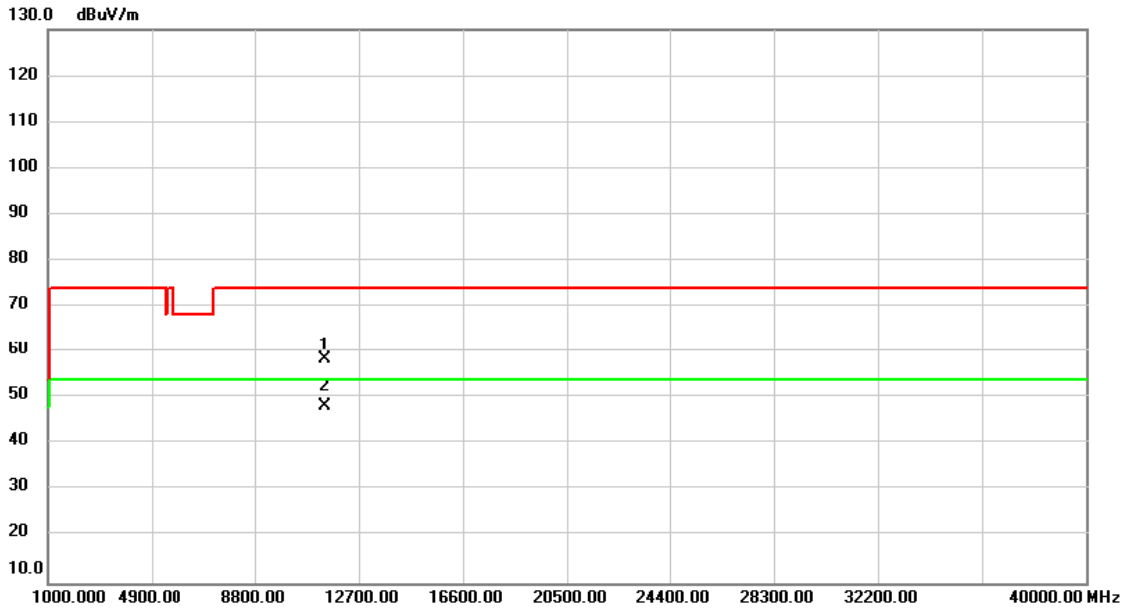
Orthogonal Axis: X



No.	Mk.	Freq. MHz	Reading Level dBuV	Correct Factor dB	Measure- ment dBuV/m	Limit dBuV/m	Over dB	Detector	Comment
1		11400.00	57.88	5.27	63.15	74.00	-10.85	peak	
2	*	11400.00	46.37	5.27	51.64	54.00	-2.36	AVG	

Test Mode	UNII-2C/ TX A Mode 5700MHz	Polarization	Horizontal
Test Voltage	AC 120V/60Hz		

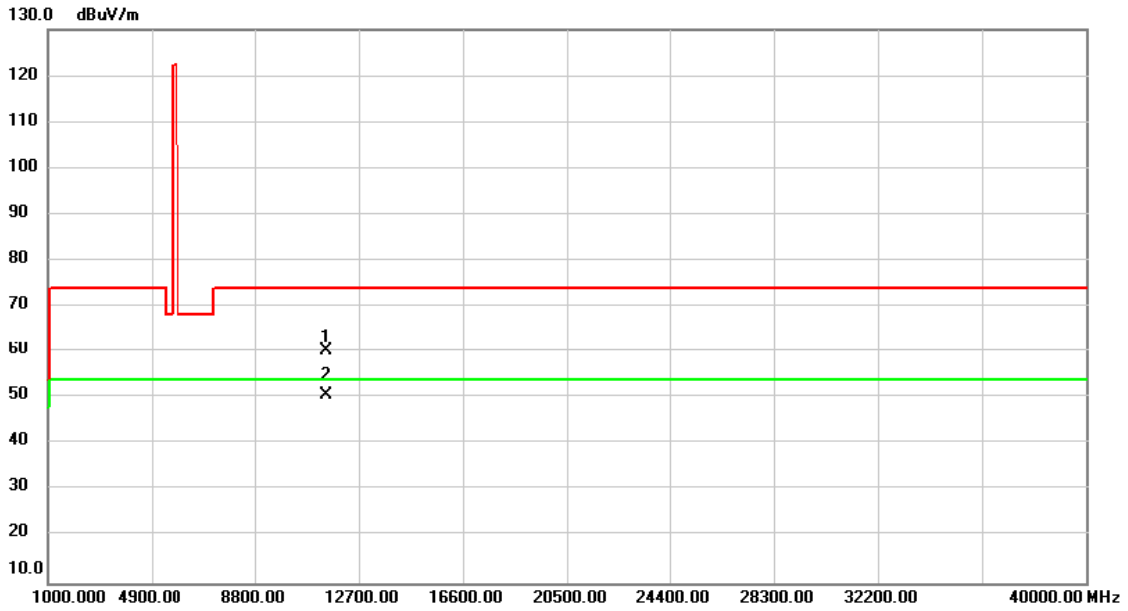
**Orthogonal Axis: X**



No.	Mk.	Freq. MHz	Reading Level dBuV	Correct Factor dB	Measure- ment dBuV/m	Limit dBuV/m	Over dB	Detector	Comment
1		11400.00	53.07	5.27	58.34	74.00	-15.66	peak	
2	*	11400.00	42.86	5.27	48.13	54.00	-5.87	AVG	

Test Mode	UNII-3/ TX A Mode 5745MHz	Polarization	Vertical
-----------	---------------------------	--------------	----------

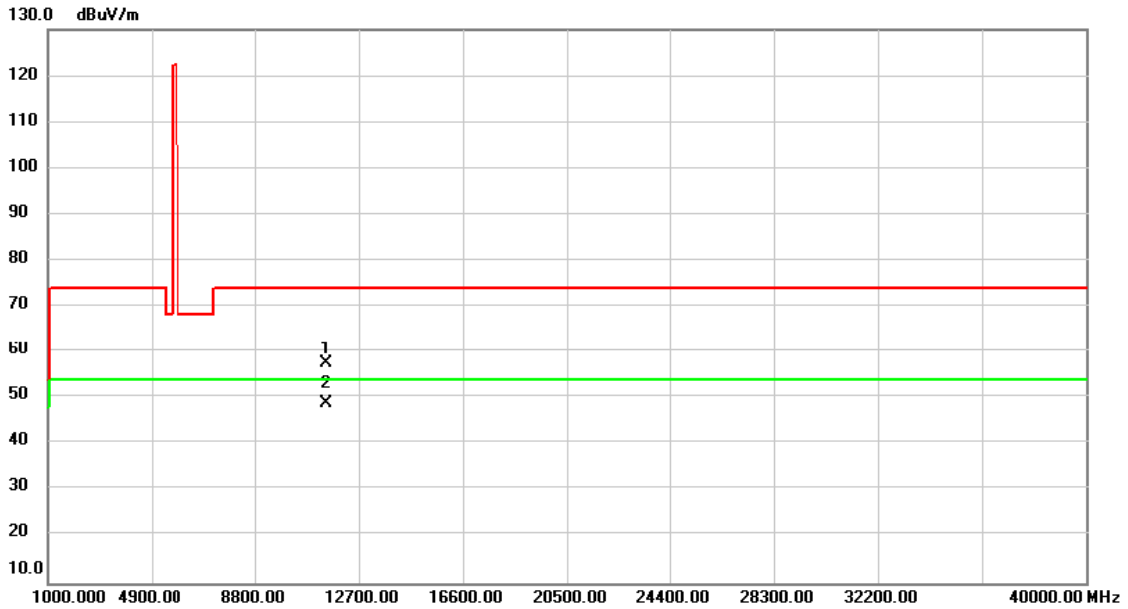
Orthogonal Axis: X



No.	Mk.	Freq. MHz	Reading Level dBuV	Correct Factor dB	Measure- ment dBuV/m	Limit dBuV/m	Over dB	Detector	Comment
1		11490.00	55.13	5.05	60.18	74.00	-13.82	peak	
2	*	11490.00	45.58	5.05	50.63	54.00	-3.37	AVG	

Test Mode	UNII-3/ TX A Mode 5745MHz	Polarization	Horizontal
Test Voltage	AC 120V/60Hz		

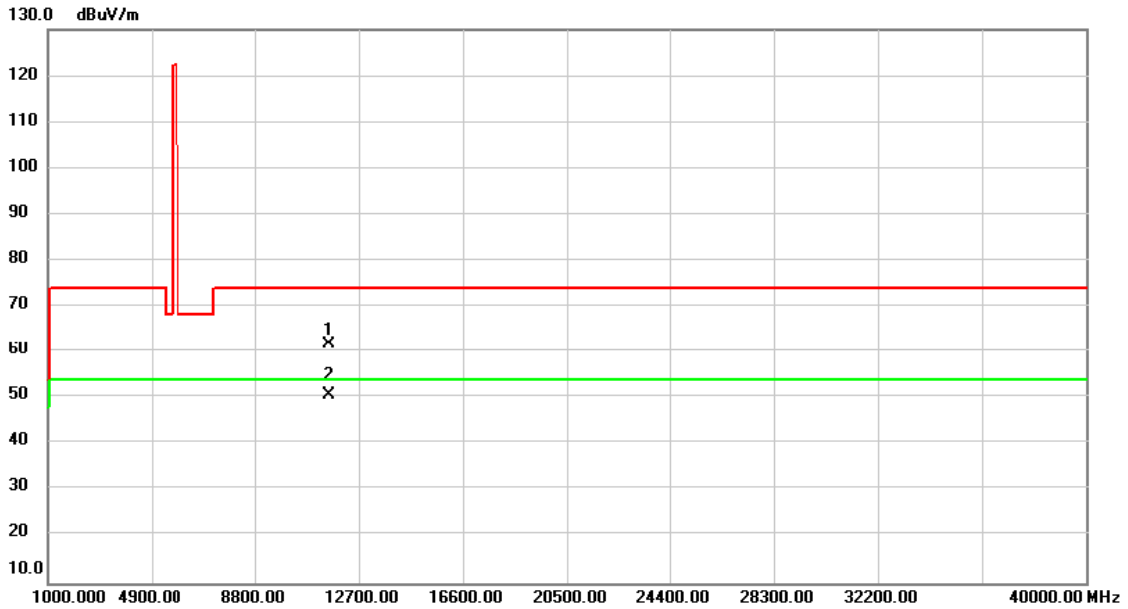
Orthogonal Axis: X



No.	Mk.	Freq. MHz	Reading Level dBuV	Correct Factor dB	Measure- ment dBuV/m	Limit dBuV/m	Over dB	Detector	Comment
1		11490.00	52.37	5.05	57.42	74.00	-16.58	peak	
2	*	11490.00	43.72	5.05	48.77	54.00	-5.23	AVG	

Test Mode	UNII-3/ TX A Mode 5785MHz	Polarization	Vertical
-----------	---------------------------	--------------	----------

Orthogonal Axis: X

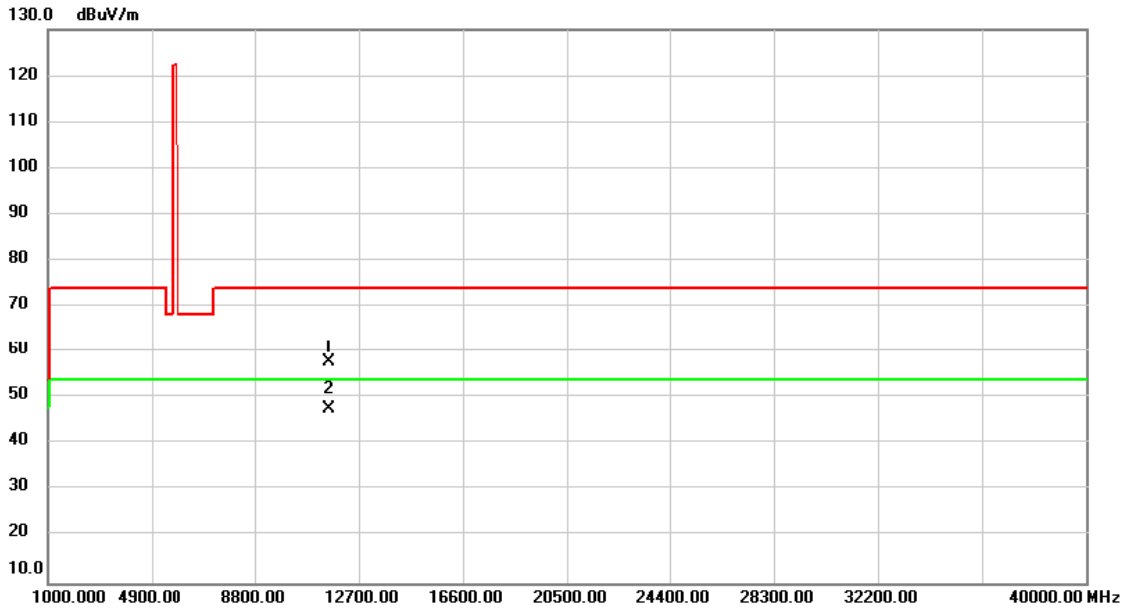


No.	Mk.	Freq. MHz	Reading Level dBuV	Correct Factor dB	Measure- ment dBuV/m	Limit dBuV/m	Over dB	Detector	Comment
1		11570.00	56.96	4.87	61.83	74.00	-12.17	peak	
2	*	11570.00	45.85	4.87	50.72	54.00	-3.28	AVG	



Test Mode	UNII-3/ TX A Mode 5785MHz	Polarization	Horizontal
Test Voltage	AC 120V/60Hz		

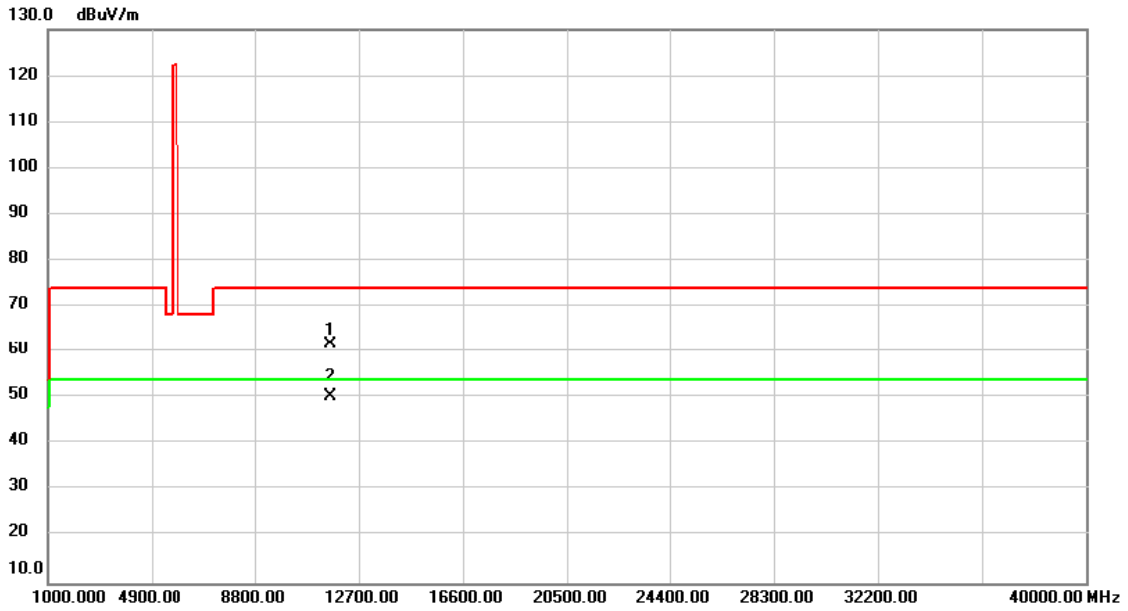
Orthogonal Axis: X



No.	Mk.	Freq. MHz	Reading Level dBuV	Correct Factor dB	Measure- ment dBuV/m	Limit dBuV/m	Over dB	Detector	Comment
1		11570.00	53.07	4.87	57.94	74.00	-16.06	peak	
2	*	11570.00	42.89	4.87	47.76	54.00	-6.24	AVG	

Test Mode	UNII-3/ TX A Mode 5825MHz	Polarization	Vertical
-----------	---------------------------	--------------	----------

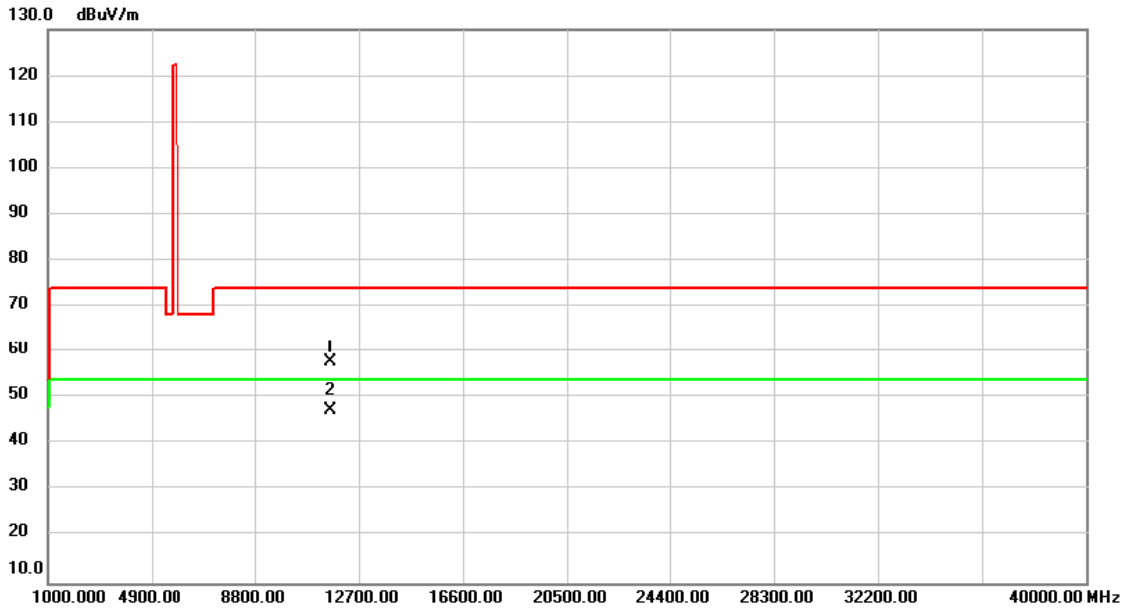
Orthogonal Axis: X



No.	Mk.	Freq. MHz	Reading Level dBuV	Correct Factor dB	Measure- ment dBuV/m	Limit dBuV/m	Over dB	Detector	Comment
1		11650.00	57.04	4.69	61.73	74.00	-12.27	peak	
2	*	11650.00	45.63	4.69	50.32	54.00	-3.68	AVG	

Test Mode	UNII-3/ TX A Mode 5825MHz	Polarization	Horizontal
Test Voltage	AC 120V/60Hz		

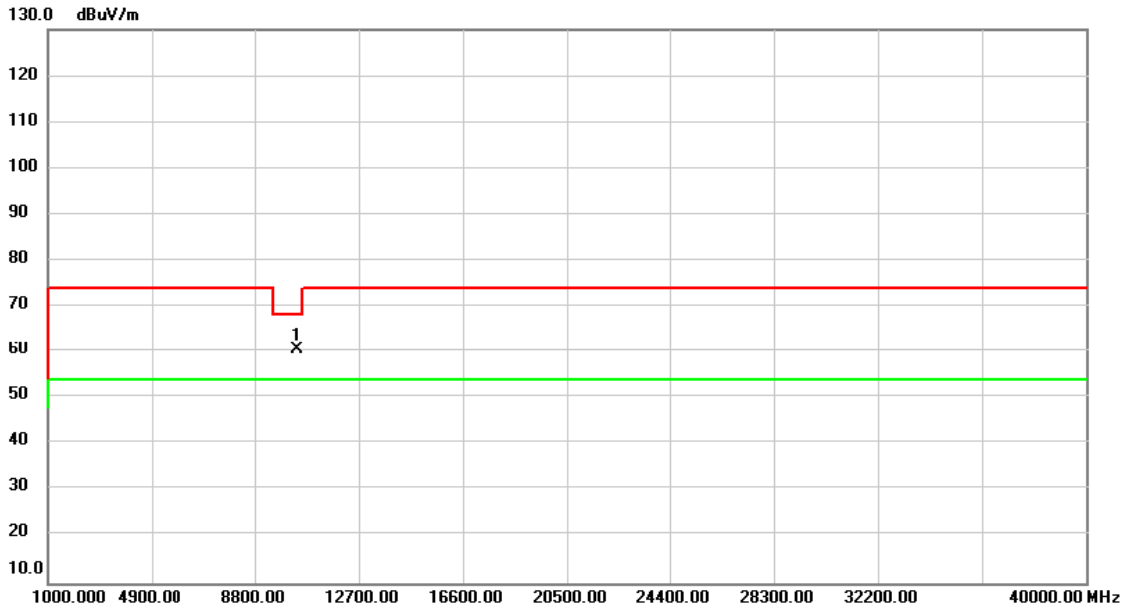
**Orthogonal Axis: X**



No.	Mk.	Freq. MHz	Reading Level dBuV	Correct Factor dB	Measure- ment dBuV/m	Limit dBuV/m	Over dB	Detector	Comment
1		11650.00	53.01	4.69	57.70	74.00	-16.30	peak	
2	*	11650.00	42.54	4.69	47.23	54.00	-6.77	AVG	

Test Mode	UNII-1/TX N (HT20) Mode 5180MHz	Polarization	Vertical
-----------	---------------------------------	--------------	----------

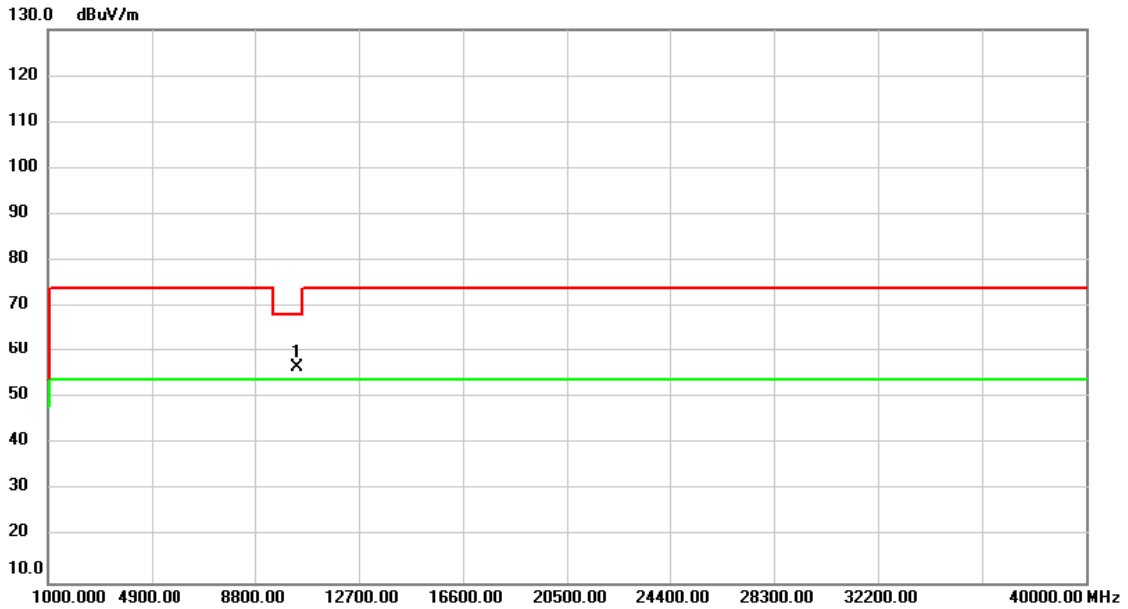
Orthogonal Axis: X



No.	Mk.	Freq. MHz	Reading Level dBuV	Correct Factor dB	Measure- ment dBuV/m	Limit dBuV/m	Over dB	Detector	Comment
1	*	10360.00	55.74	4.85	60.59	68.20	-7.61	peak	

Test Mode	UNII-1/TX N (HT20) Mode 5180MHz	Polarization	Horizontal
Test Voltage	AC 120V/60Hz		

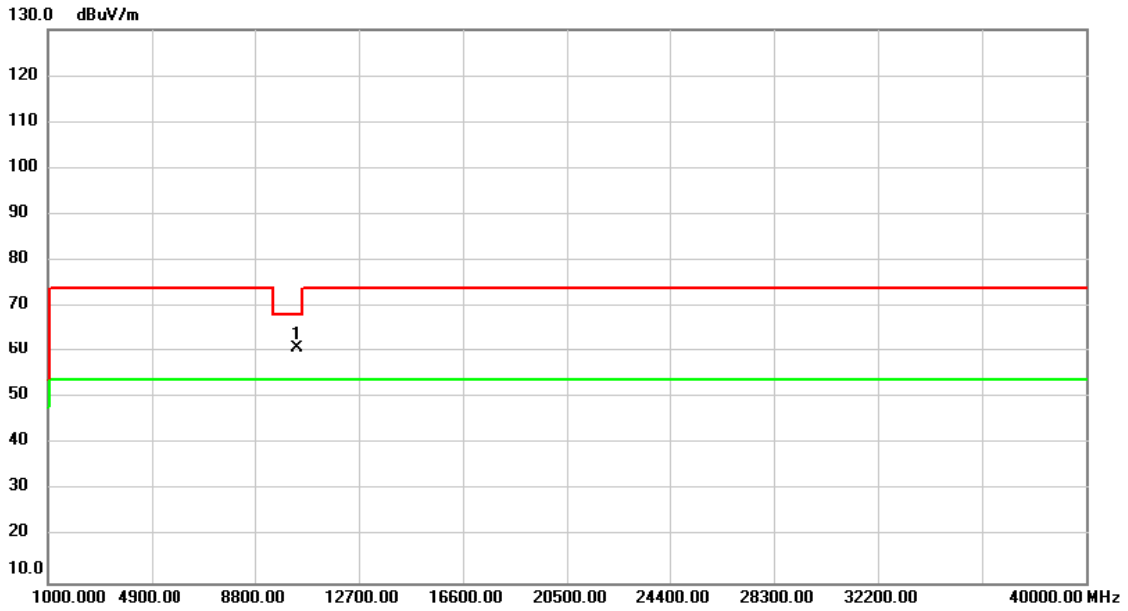
**Orthogonal Axis: X**



No.	Mk.	Freq. MHz	Reading Level dBuV	Correct Factor dB	Measure- ment dBuV/m	Limit dBuV/m	Over dB	Detector	Comment
1	*	10360.00	51.73	4.85	56.58	68.20	-11.62	peak	

Test Mode	UNII-1/TX N (HT20) Mode 5200MHz	Polarization	Vertical
-----------	---------------------------------	--------------	----------

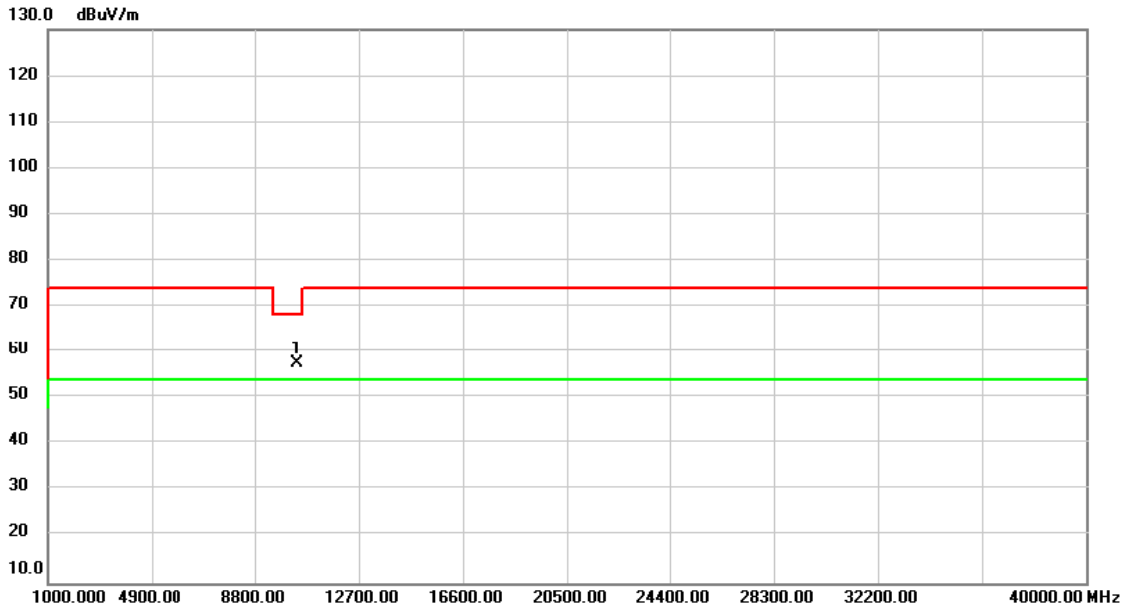
Orthogonal Axis: X



No.	Mk.	Freq. MHz	Reading Level dBuV	Correct Factor dB	Measure- ment dBuV/m	Limit dBuV/m	Over dB	Detector	Comment
1	*	10400.00	55.76	4.94	60.70	68.20	-7.50	peak	

Test Mode	UNII-1/TX N (HT20) Mode 5200MHz	Polarization	Horizontal
Test Voltage	AC 120V/60Hz		

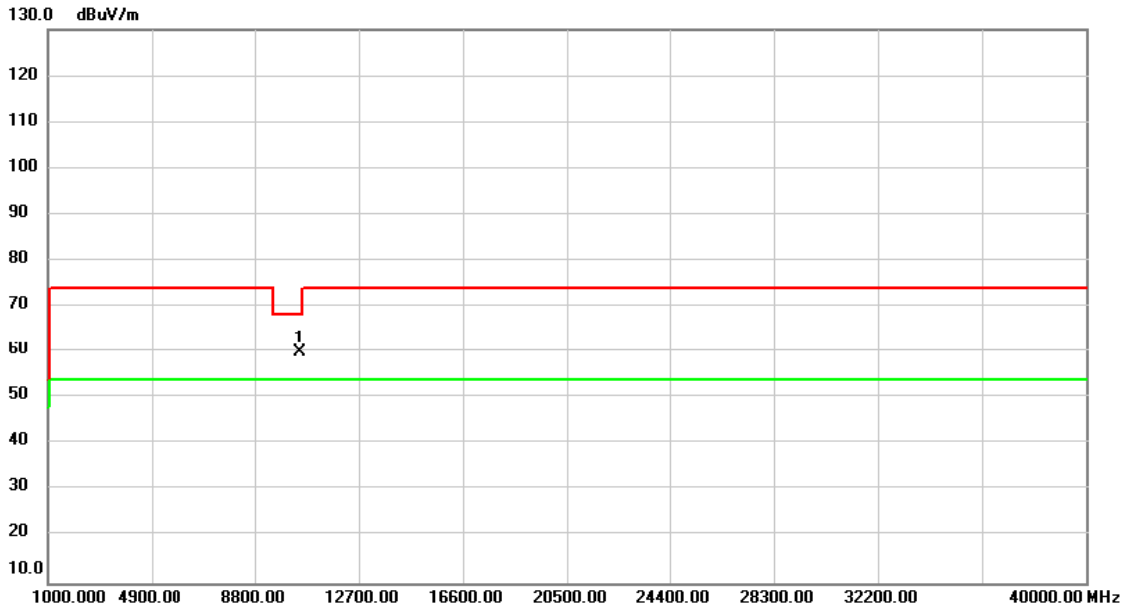
**Orthogonal Axis: X**



No.	Mk.	Freq. MHz	Reading Level dBuV	Correct Factor dB	Measure- ment dBuV/m	Limit dBuV/m	Over dB	Detector	Comment
1	*	10400.00	52.48	4.94	57.42	68.20	-10.78	peak	

Test Mode	UNII-1/TX N (HT20) Mode 5240MHz	Polarization	Vertical
-----------	---------------------------------	--------------	----------

**Orthogonal Axis: X**

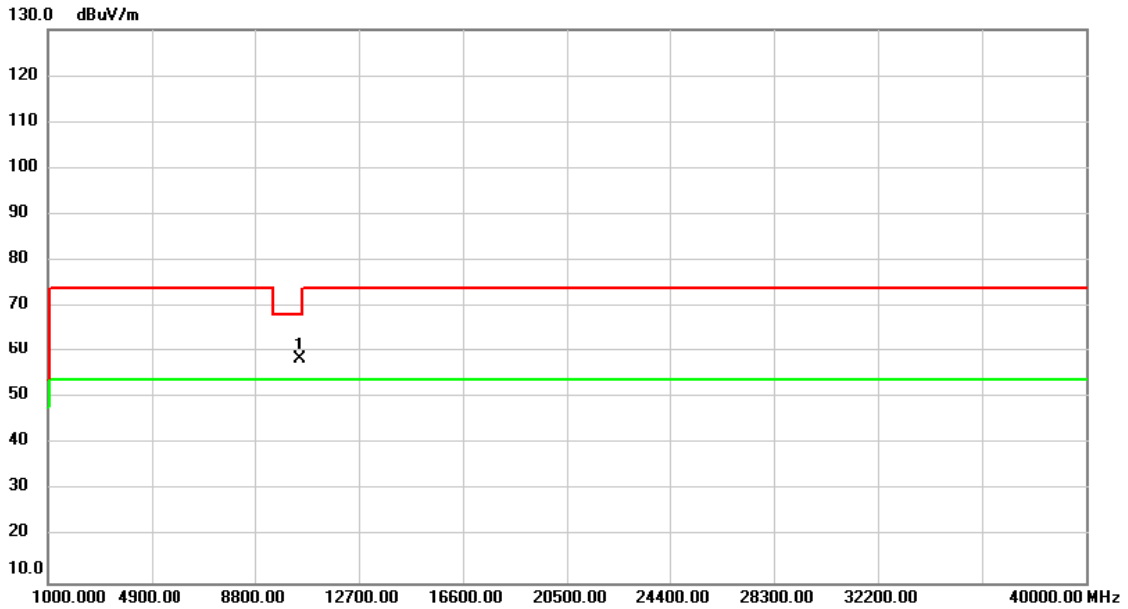


No.	Mk.	Freq. MHz	Reading Level dBuV	Correct Factor dB	Measure- ment dBuV/m	Limit dBuV/m	Over dB	Detector	Comment
1	*	10480.00	54.88	5.15	60.03	68.20	-8.17	peak	



Test Mode	UNII-1/TX N (HT20) Mode 5240MHz	Polarization	Horizontal
Test Voltage	AC 120V/60Hz		

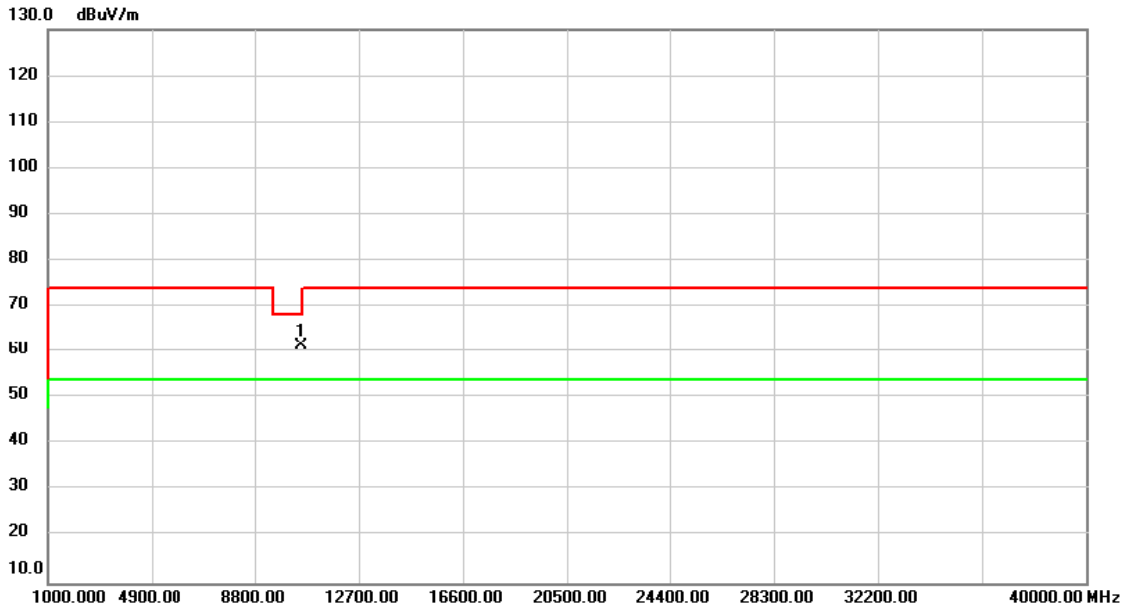
**Orthogonal Axis: X**



No.	Mk.	Freq. MHz	Reading Level dBuV	Correct Factor dB	Measure- ment dBuV/m	Limit dBuV/m	Over dB	Detector	Comment
1	*	10480.00	53.27	5.15	58.42	68.20	-9.78	peak	

Test Mode	UNII-2A/TX N (HT20) Mode 5260MHz	Polarization	Vertical
-----------	----------------------------------	--------------	----------

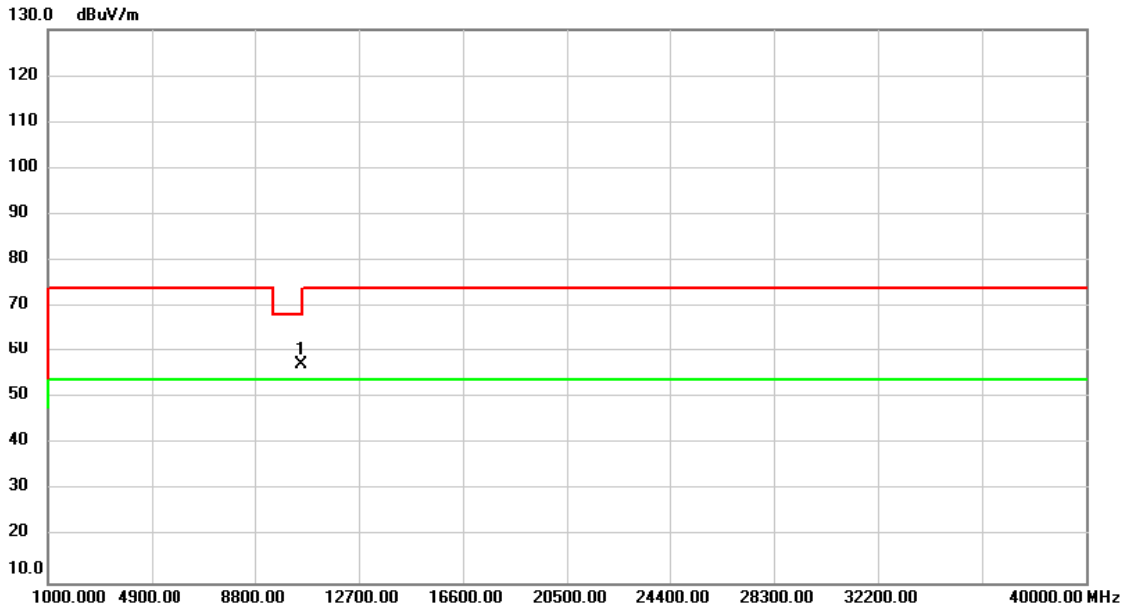
Orthogonal Axis: X



No.	Mk.	Freq. MHz	Reading Level dBuV	Correct Factor dB	Measure- ment dBuV/m	Limit dBuV/m	Over dB	Detector	Comment
1	*	10520.00	56.23	5.24	61.47	68.20	-6.73	peak	

Test Mode	UNII-2A/TX N (HT20) Mode 5260MHz	Polarization	Horizontal
Test Voltage	AC 120V/60Hz		

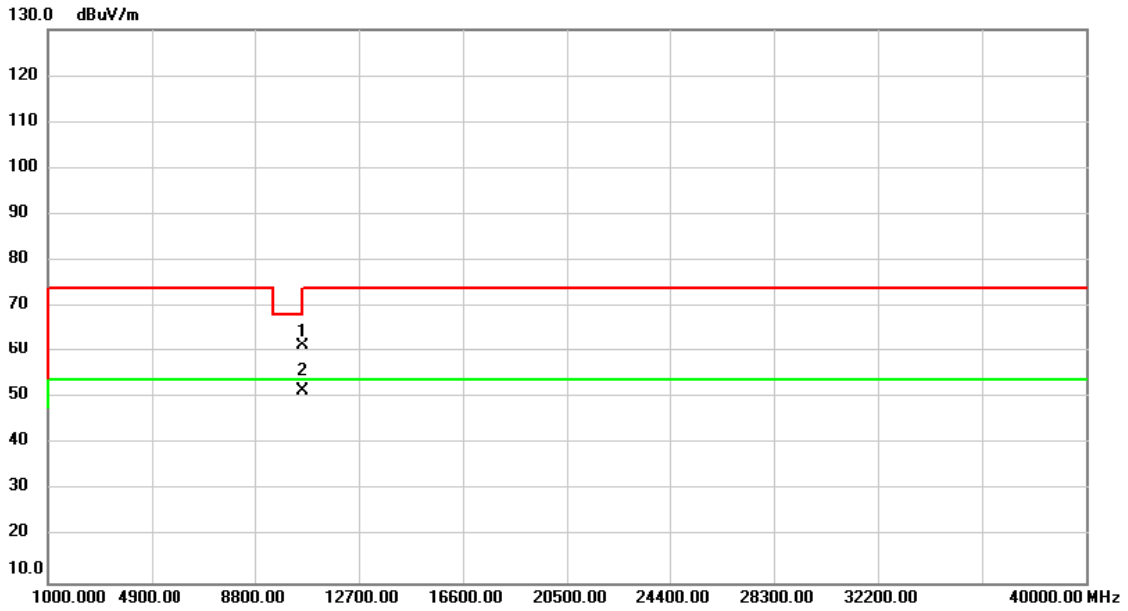
**Orthogonal Axis: X**



No.	Mk.	Freq. MHz	Reading Level dBuV	Correct Factor dB	Measure- ment dBuV/m	Limit dBuV/m	Over dB	Detector	Comment
1	*	10520.00	51.95	5.24	57.19	68.20	-11.01	peak	

Test Mode	UNII-2A/TX N (HT20) Mode 5300MHz	Polarization	Vertical
-----------	----------------------------------	--------------	----------

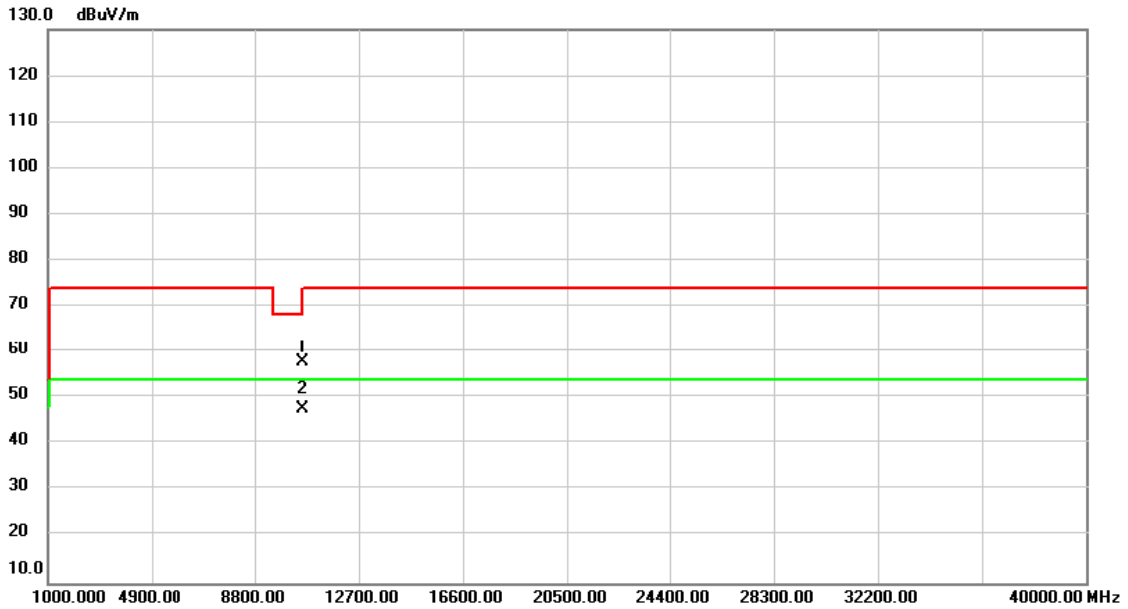
Orthogonal Axis: X



No.	Mk.	Freq. MHz	Reading Level dBuV	Correct Factor dB	Measure- ment dBuV/m	Limit dBuV/m	Over dB	Detector	Comment
1		10600.00	56.14	5.41	61.55	68.20	-6.65	peak	
2	*	10600.00	46.21	5.41	51.62	54.00	-2.38	AVG	

Test Mode	UNII-2A/TX N (HT20) Mode 5300MHz	Polarization	Horizontal
Test Voltage	AC 120V/60Hz		

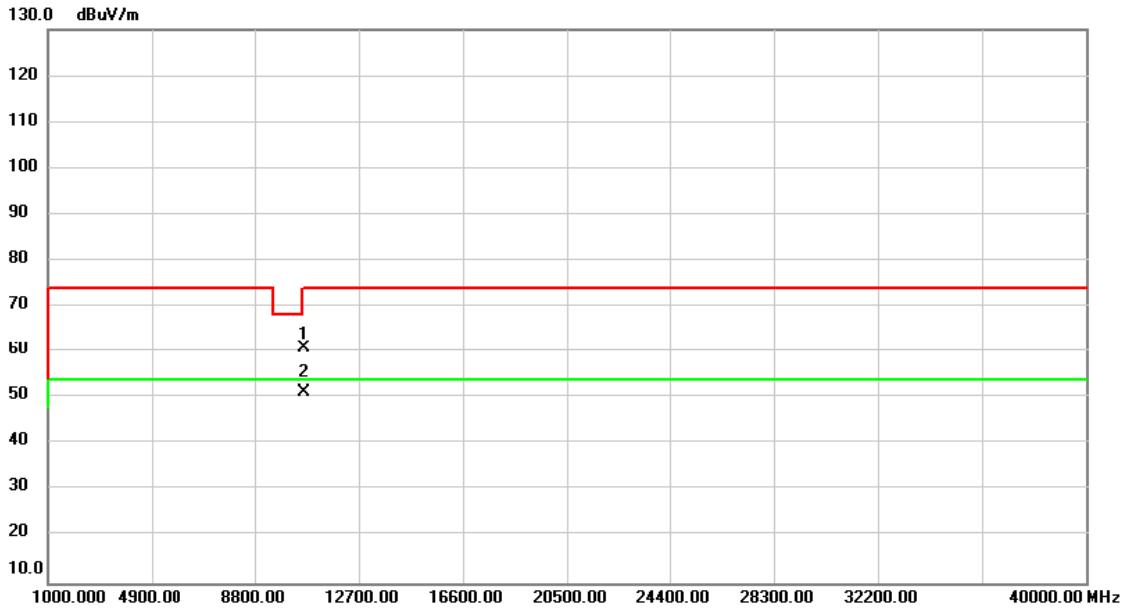
**Orthogonal Axis: X**



No.	Mk.	Freq. MHz	Reading Level dBuV	Correct Factor dB	Measure- ment dBuV/m	Limit dBuV/m	Over dB	Detector	Comment
1		10600.00	52.54	5.41	57.95	68.20	-10.25	peak	
2	*	10600.00	42.37	5.41	47.78	54.00	-6.22	AVG	

Test Mode	UNII-2A/TX N (HT20) Mode 5320MHz	Polarization	Vertical
-----------	----------------------------------	--------------	----------

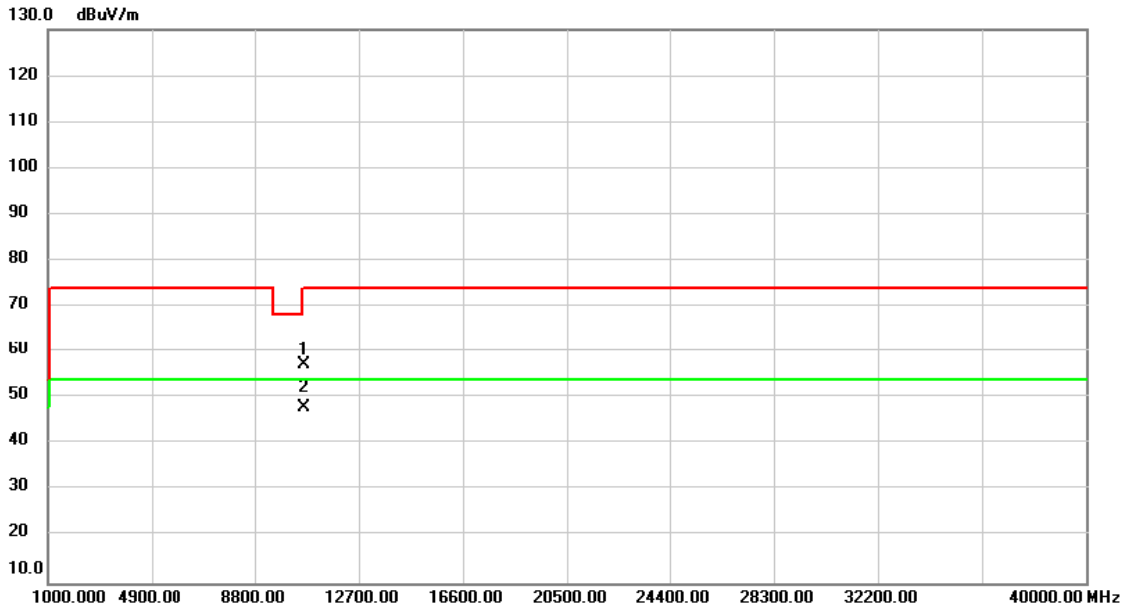
Orthogonal Axis: X



No.	Mk.	Freq. MHz	Reading Level dBuV	Correct Factor dB	Measure- ment dBuV/m	Limit dBuV/m	Over dB	Detector	Comment
1		10640.00	55.51	5.49	61.00	74.00	-13.00	peak	
2	*	10640.00	45.82	5.49	51.31	54.00	-2.69	AVG	

Test Mode	UNII-2A/TX N (HT20) Mode 5320MHz	Polarization	Horizontal
Test Voltage	AC 120V/60Hz		

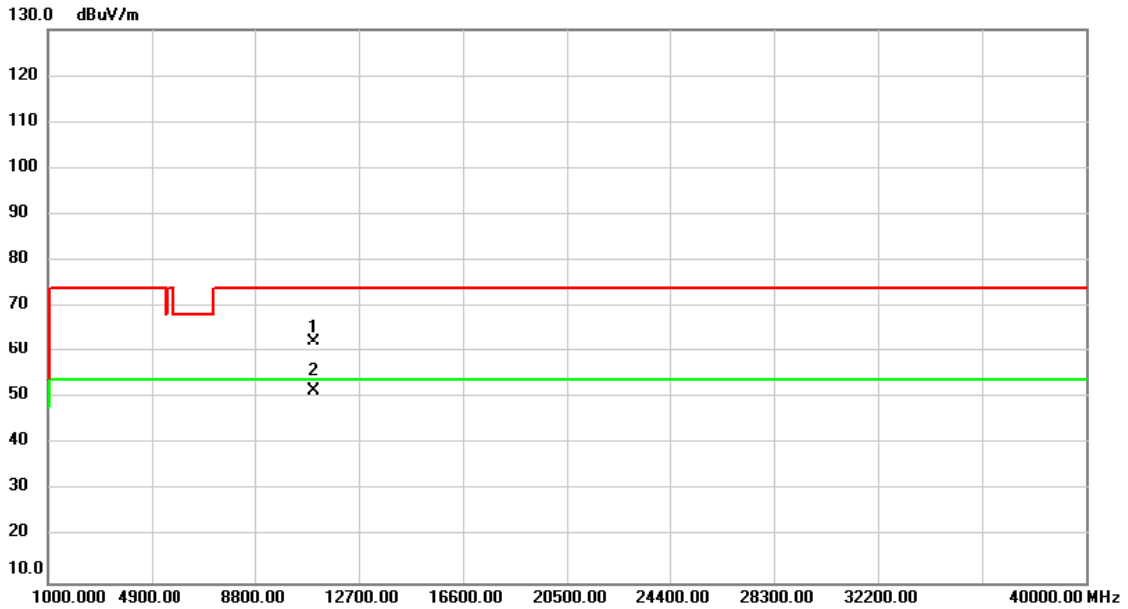
**Orthogonal Axis: X**



No.	Mk.	Freq. MHz	Reading Level dBuV	Correct Factor dB	Measure- ment dBuV/m	Limit dBuV/m	Over dB	Detector	Comment
1		10640.00	51.81	5.49	57.30	74.00	-16.70	peak	
2	*	10640.00	42.54	5.49	48.03	54.00	-5.97	AVG	

Test Mode	UNII-2C/ TX N (HT20) Mode 5500MHz	Polarization	Vertical
-----------	-----------------------------------	--------------	----------

Orthogonal Axis: X

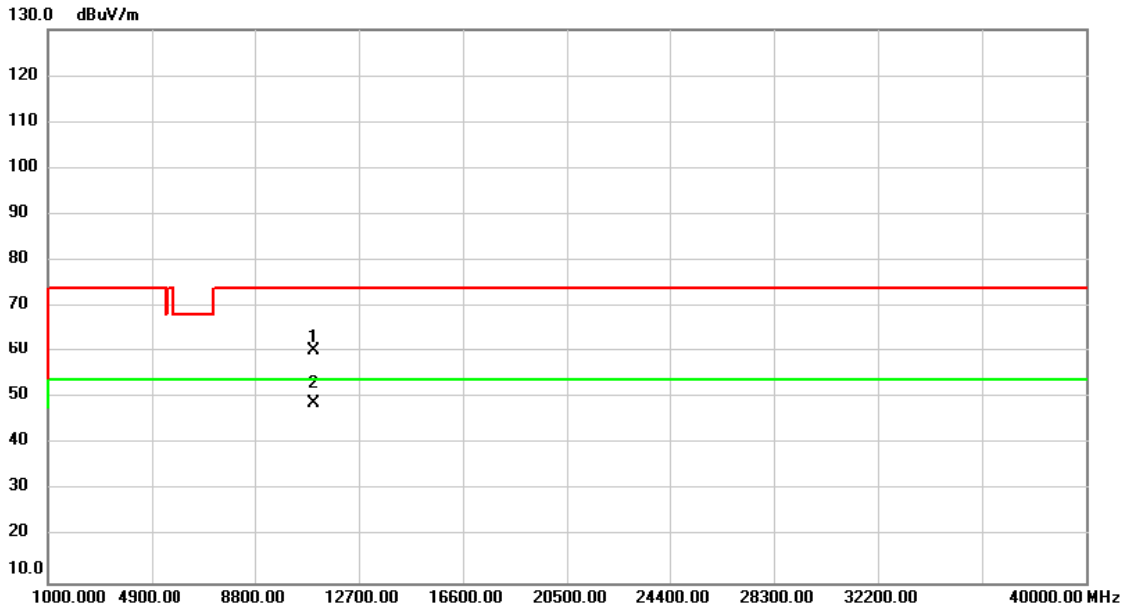


No.	Mk.	Freq. MHz	Reading Level dBuV	Correct Factor dB	Measure- ment dBuV/m	Limit dBuV/m	Over dB	Detector	Comment
1		11000.00	56.01	6.24	62.25	74.00	-11.75	peak	
2	*	11000.00	45.18	6.24	51.42	54.00	-2.58	AVG	



Test Mode	UNII-2C/ TX N (HT20) Mode 5500MHz	Polarization	Horizontal
Test Voltage	AC 120V/60Hz		

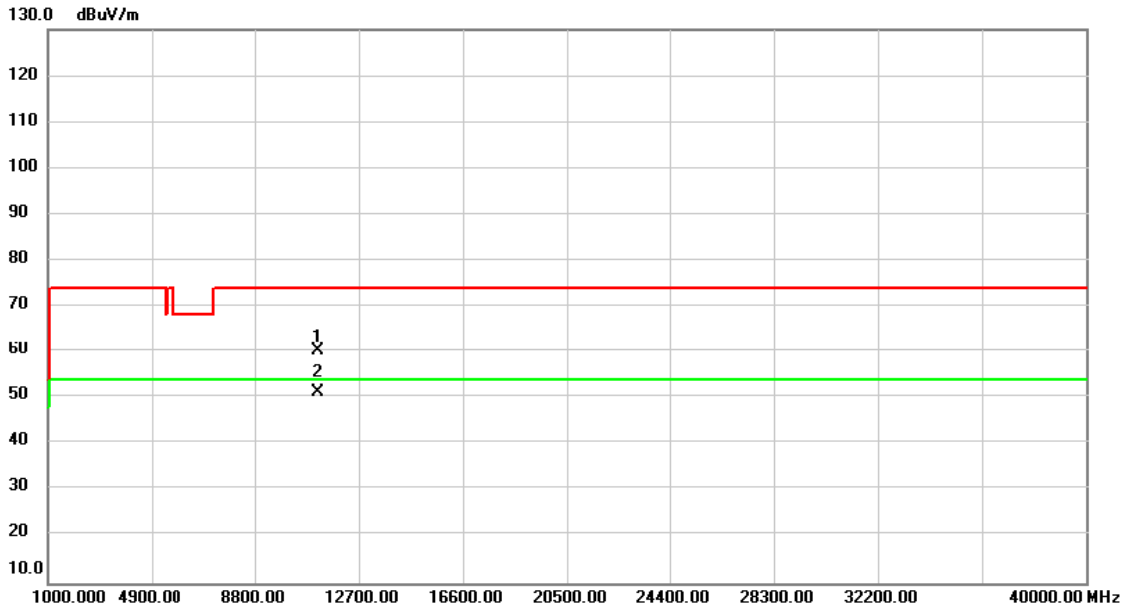
**Orthogonal Axis: X**



No.	Mk.	Freq. MHz	Reading Level dBuV	Correct Factor dB	Measure- ment dBuV/m	Limit dBuV/m	Over dB	Detector	Comment
1		11000.00	53.91	6.24	60.15	74.00	-13.85	peak	
2	*	11000.00	42.61	6.24	48.85	54.00	-5.15	AVG	

Test Mode	UNII-2C/ TX N (HT20) Mode 5580MHz	Polarization	Vertical
-----------	-----------------------------------	--------------	----------

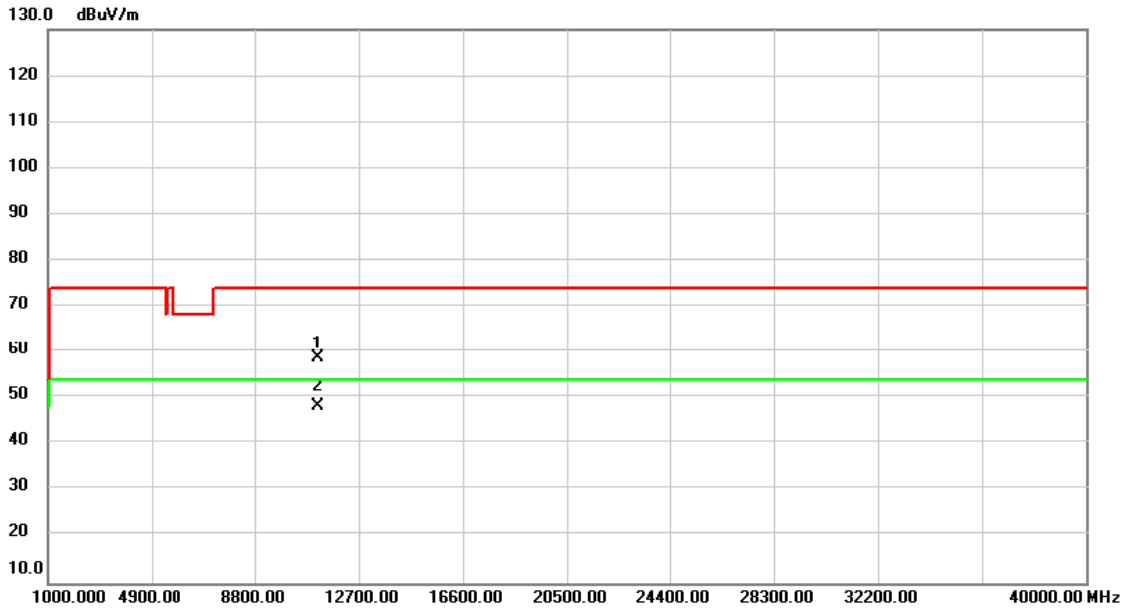
Orthogonal Axis: X



No.	Mk.	Freq. MHz	Reading Level dBuV	Correct Factor dB	Measure- ment dBuV/m	Limit dBuV/m	Over dB	Detector	Comment
1		11160.00	54.53	5.85	60.38	74.00	-13.62	peak	
2	*	11160.00	45.41	5.85	51.26	54.00	-2.74	AVG	

Test Mode	UNII-2C/ TX N (HT20) Mode 5580MHz	Polarization	Horizontal
Test Voltage	AC 120V/60Hz		

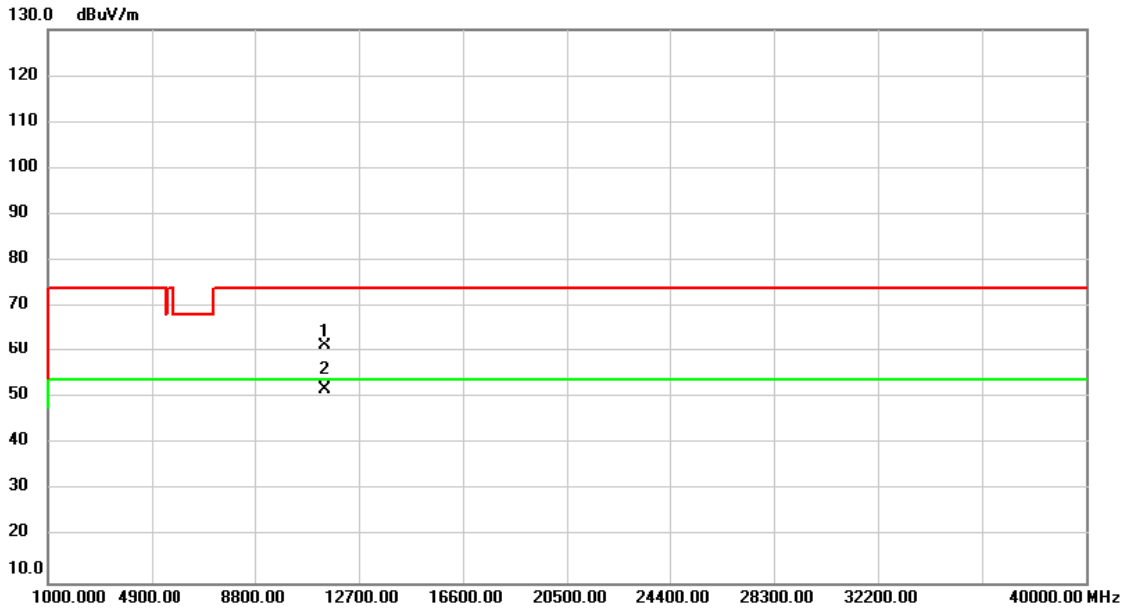
**Orthogonal Axis: X**



No.	Mk.	Freq. MHz	Reading Level dBuV	Correct Factor dB	Measure- ment dBuV/m	Limit dBuV/m	Over dB	Detector	Comment
1		11160.00	53.02	5.85	58.87	74.00	-15.13	peak	
2	*	11160.00	42.53	5.85	48.38	54.00	-5.62	AVG	

Test Mode	UNII-2C/ TX N (HT20) Mode 5700MHz	Polarization	Vertical
-----------	-----------------------------------	--------------	----------

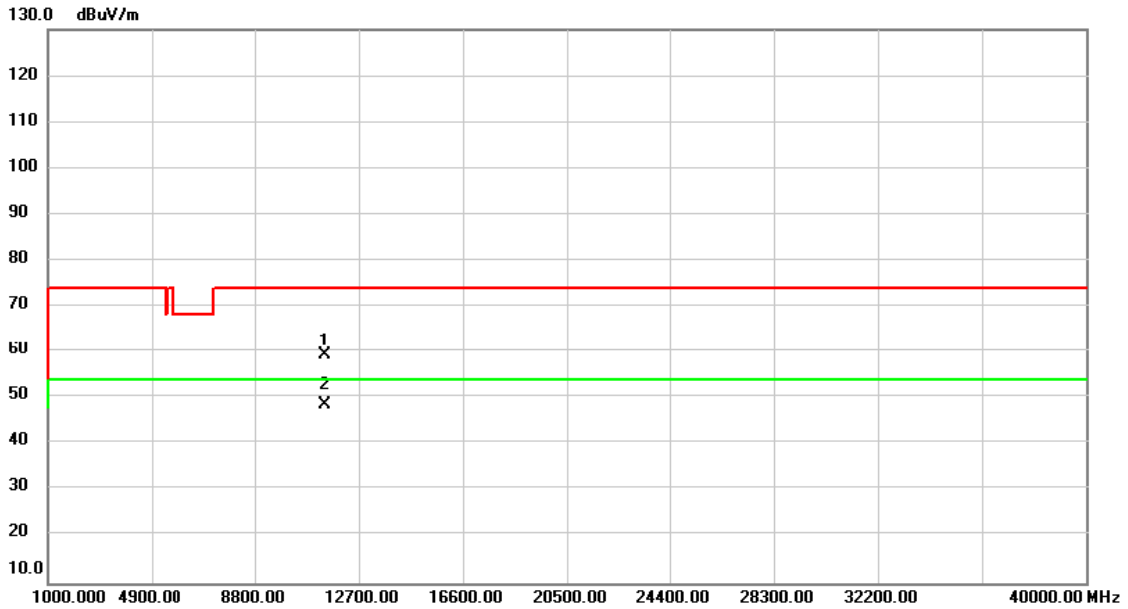
Orthogonal Axis: X



No.	Mk.	Freq. MHz	Reading Level dBuV	Correct Factor dB	Measure- ment dBuV/m	Limit dBuV/m	Over dB	Detector	Comment
1		11400.00	56.32	5.27	61.59	74.00	-12.41	peak	
2	*	11400.00	46.51	5.27	51.78	54.00	-2.22	AVG	

Test Mode	UNII-2C/ TX N (HT20) Mode 5700MHz	Polarization	Horizontal
Test Voltage	AC 120V/60Hz		

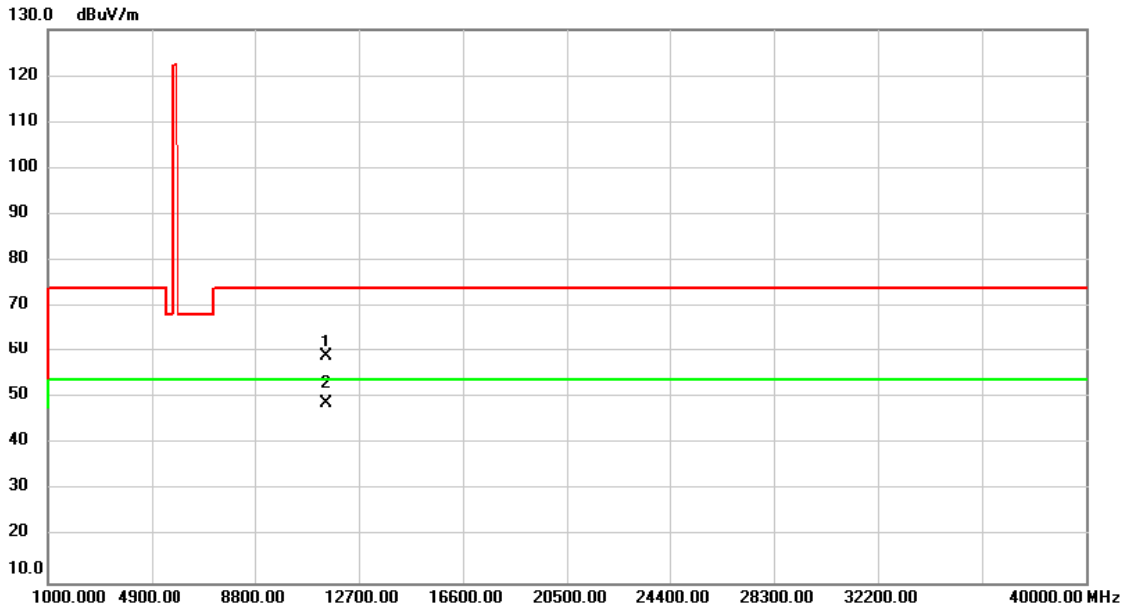
**Orthogonal Axis: X**



No.	Mk.	Freq. MHz	Reading Level dBuV	Correct Factor dB	Measure- ment dBuV/m	Limit dBuV/m	Over dB	Detector	Comment
1		11400.00	54.03	5.27	59.30	74.00	-14.70	peak	
2	*	11400.00	43.15	5.27	48.42	54.00	-5.58	AVG	

Test Mode	UNII-3/ TX N (HT20) Mode 5745MHz	Polarization	Vertical
-----------	----------------------------------	--------------	----------

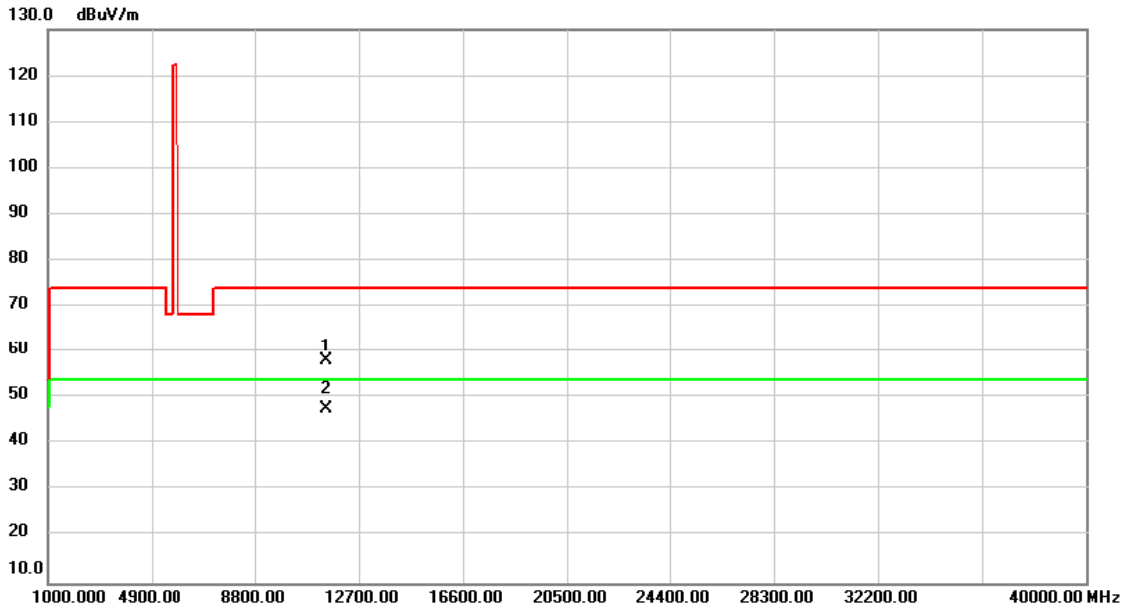
Orthogonal Axis: X



No.	Mk.	Freq. MHz	Reading Level dBuV	Correct Factor dB	Measure- ment dBuV/m	Limit dBuV/m	Over dB	Detector	Comment
1		11490.00	53.93	5.05	58.98	74.00	-15.02	peak	
2	*	11490.00	43.79	5.05	48.84	54.00	-5.16	AVG	

Test Mode	UNII-3/ TX N (HT20) Mode 5745MHz	Polarization	Horizontal
Test Voltage	AC 120V/60Hz		

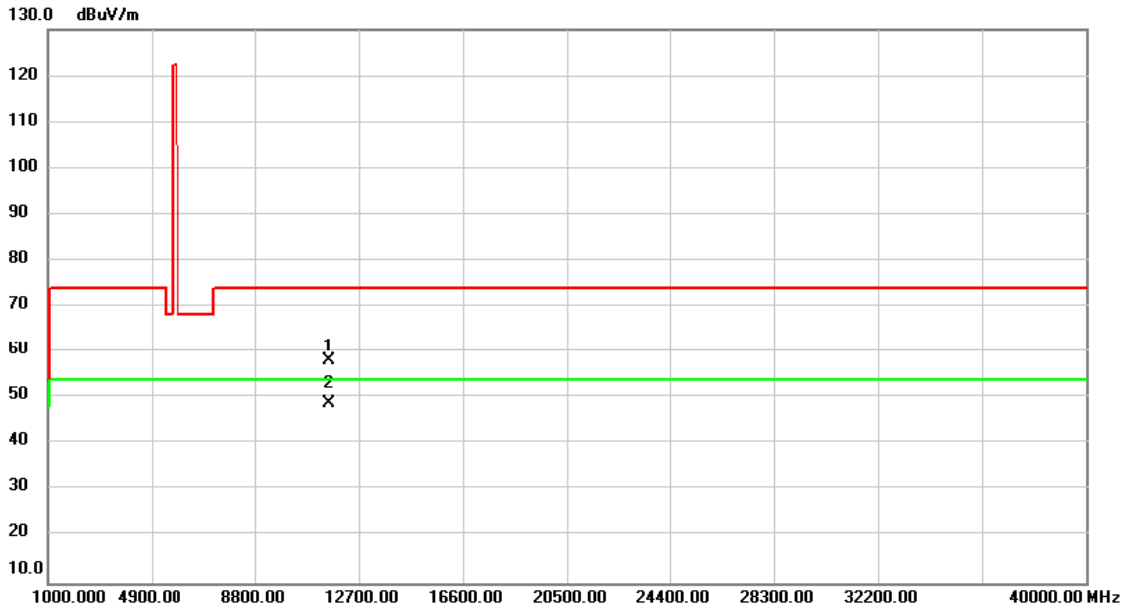
**Orthogonal Axis: X**



No.	Mk.	Freq. MHz	Reading Level dBuV	Correct Factor dB	Measure- ment dBuV/m	Limit dBuV/m	Over dB	Detector	Comment
1		11490.00	52.99	5.05	58.04	74.00	-15.96	peak	
2	*	11490.00	42.49	5.05	47.54	54.00	-6.46	AVG	

Test Mode	UNII-3/ TX N (HT20) Mode 5785MHz	Polarization	Vertical
-----------	----------------------------------	--------------	----------

Orthogonal Axis: X

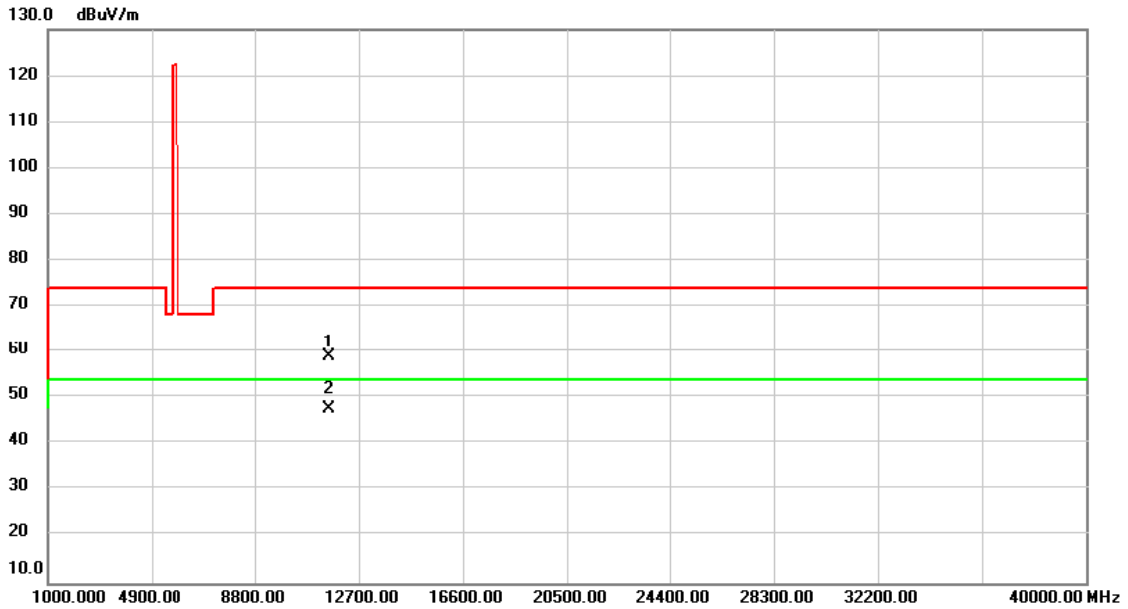


No.	Mk.	Freq. MHz	Reading Level dBuV	Correct Factor dB	Measure- ment dBuV/m	Limit dBuV/m	Over dB	Detector	Comment
1		11570.00	53.21	4.87	58.08	74.00	-15.92	peak	
2	*	11570.00	43.83	4.87	48.70	54.00	-5.30	AVG	



Test Mode	UNII-3/ TX N (HT20) Mode 5785MHz	Polarization	Horizontal
Test Voltage	AC 120V/60Hz		

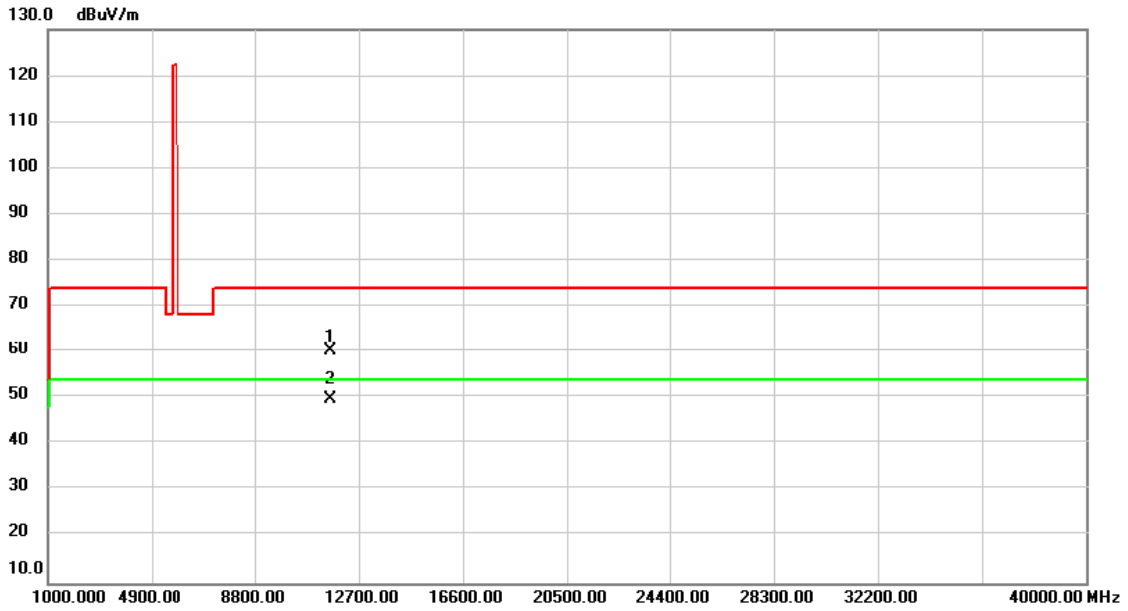
**Orthogonal Axis: X**



No.	Mk.	Freq. MHz	Reading Level dBuV	Correct Factor dB	Measure- ment dBuV/m	Limit dBuV/m	Over dB	Detector	Comment
1		11570.00	54.04	4.87	58.91	74.00	-15.09	peak	
2	*	11570.00	42.82	4.87	47.69	54.00	-6.31	AVG	

Test Mode	UNII-3/ TX N (HT20)Mode 5825MHz	Polarization	Vertical
-----------	---------------------------------	--------------	----------

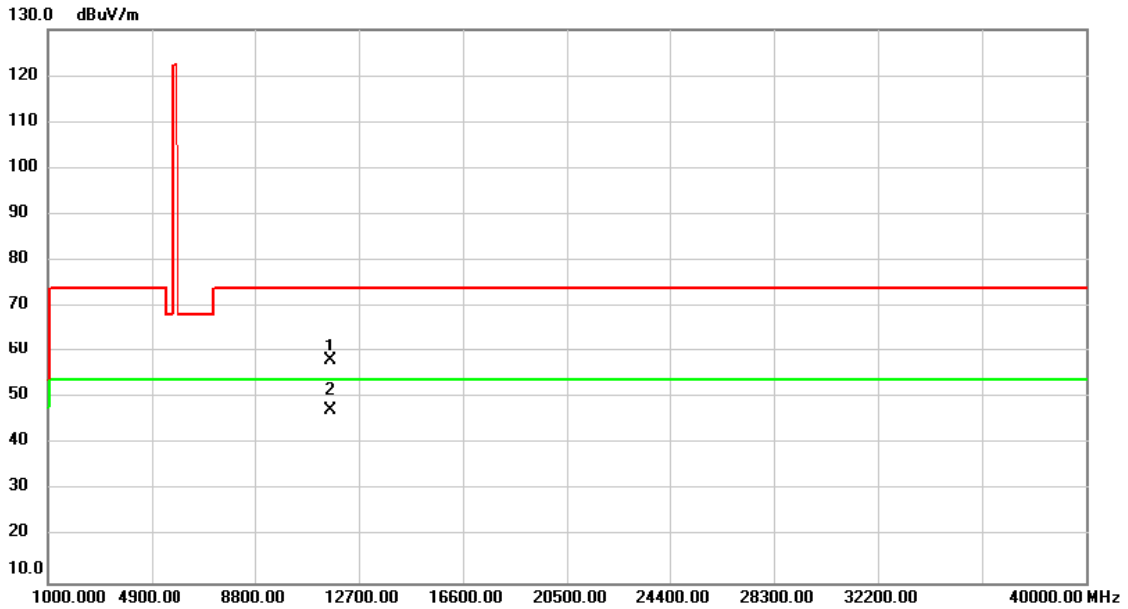
Orthogonal Axis: X



No.	Mk.	Freq. MHz	Reading Level dBuV	Correct Factor dB	Measure- ment dBuV/m	Limit dBuV/m	Over dB	Detector	Comment
1		11650.00	55.53	4.69	60.22	74.00	-13.78	peak	
2	*	11650.00	44.93	4.69	49.62	54.00	-4.38	AVG	

Test Mode	UNII-3/ TX N (HT20)Mode 5825MHz	Polarization	Horizontal
Test Voltage	AC 120V/60Hz		

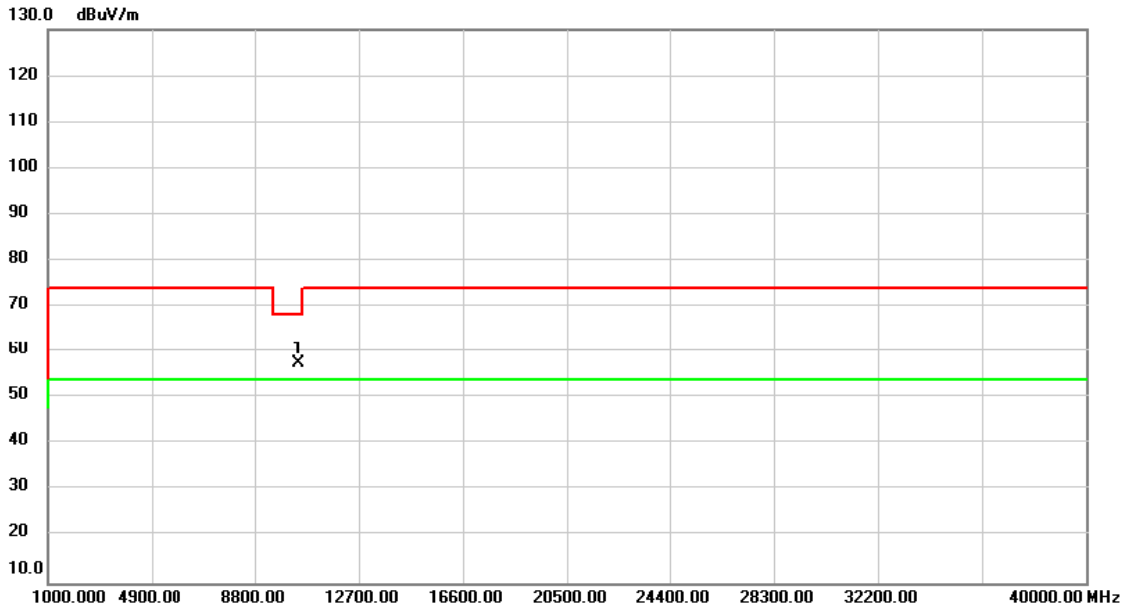
**Orthogonal Axis: X**



No.	Mk.	Freq. MHz	Reading Level dBuV	Correct Factor dB	Measure- ment dBuV/m	Limit dBuV/m	Over dB	Detector	Comment
1		11650.00	53.50	4.69	58.19	74.00	-15.81	peak	
2	*	11650.00	42.77	4.69	47.46	54.00	-6.54	AVG	

Test Mode	UNII-1/TX AC (VHT80) Mode 5210MHz	Polarization	Vertical
-----------	-----------------------------------	--------------	----------

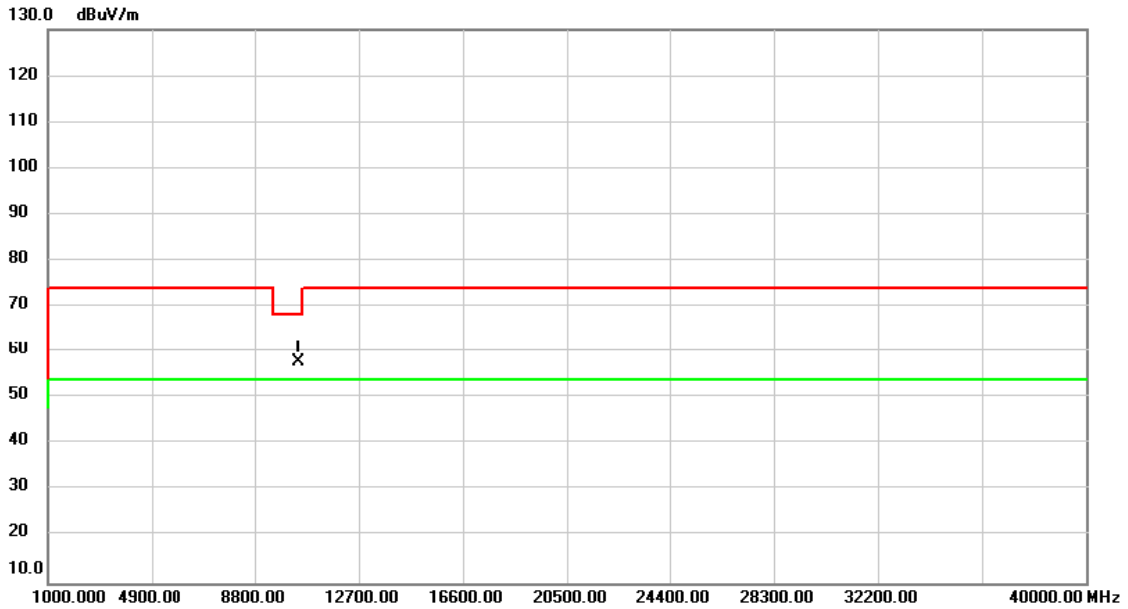
Orthogonal Axis: X



No.	Mk.	Freq. MHz	Reading Level dBuV	Correct Factor dB	Measure- ment dBuV/m	Limit dBuV/m	Over dB	Detector	Comment
1	*	10420.00	52.67	4.99	57.66	68.20	-10.54	peak	

Test Mode	UNII-1/TX AC (VHT80) Mode 5210MHz	Polarization	Horizontal
Test Voltage	AC 120V/60Hz		

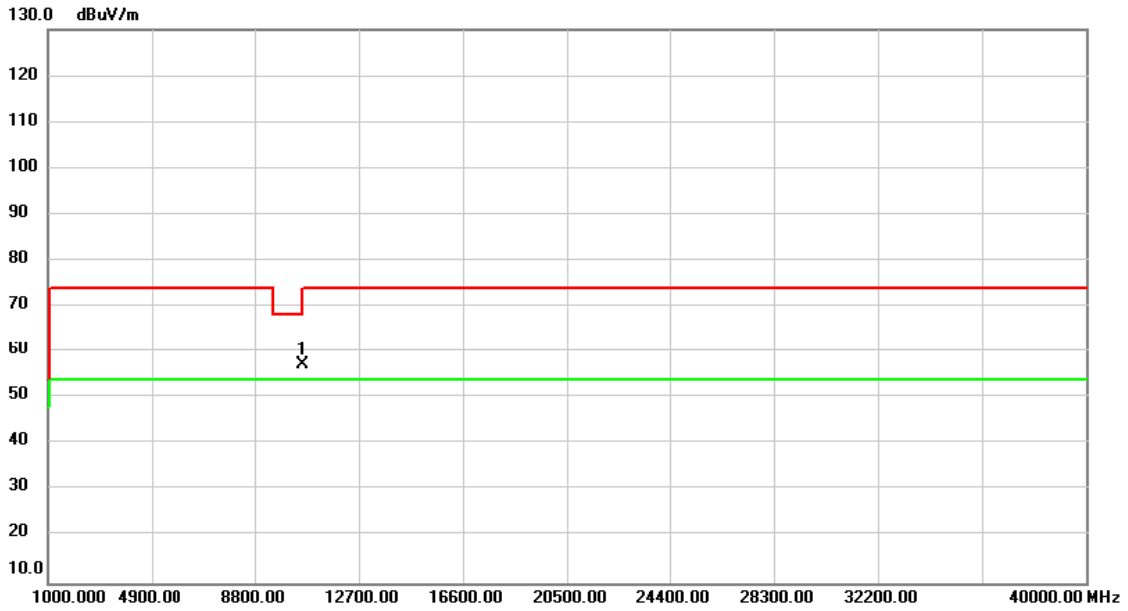
**Orthogonal Axis: X**



No.	Mk.	Freq. MHz	Reading Level dBuV	Correct Factor dB	Measure- ment dBuV/m	Limit dBuV/m	Over dB	Detector	Comment
1	*	10420.00	52.99	4.99	57.98	68.20	-10.22	peak	

Test Mode	UNII-2A/TX AC (VHT80) Mode 5290MHz	Polarization	Vertical
-----------	------------------------------------	--------------	----------

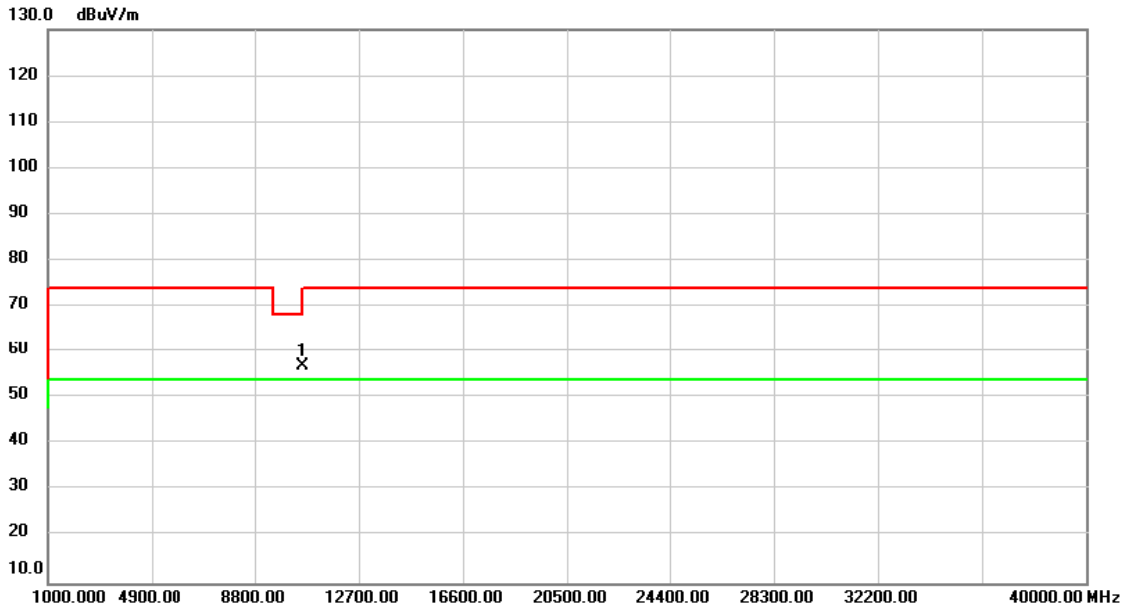
Orthogonal Axis: X



No.	Mk.	Freq. MHz	Reading Level dBuV	Correct Factor dB	Measure- ment dBuV/m	Limit dBuV/m	Over dB	Detector	Comment
1	*	10580.00	51.89	5.37	57.26	68.20	-10.94	peak	

Test Mode	UNII-2A/TX AC (VHT80) Mode 5290MHz	Polarization	Horizontal
Test Voltage	AC 120V/60Hz		

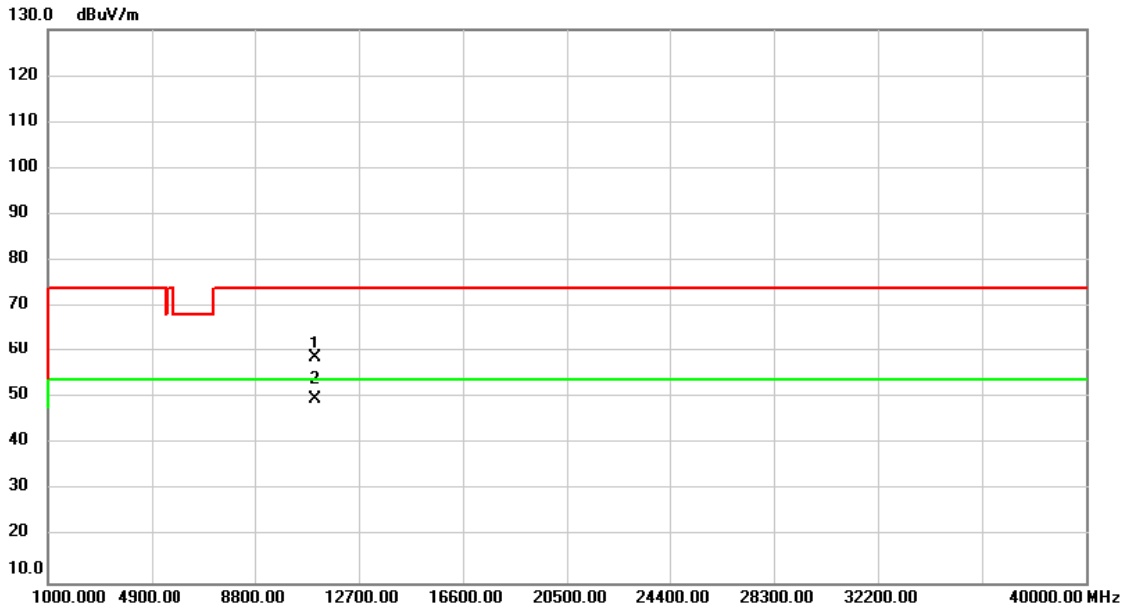
**Orthogonal Axis: X**



No.	Mk.	Freq.	Reading Level	Correct Factor	Measurement	Limit	Over	Detector	Comment
		MHz	dBuV	dB	dBuV/m	dBuV/m	dB		
1	*	10580.00	51.46	5.37	56.83	68.20	-11.37	peak	

Test Mode	UNII-2C/TX AC (VHT80) Mode 530MHz	Polarization	Vertical
-----------	-----------------------------------	--------------	----------

Orthogonal Axis: X

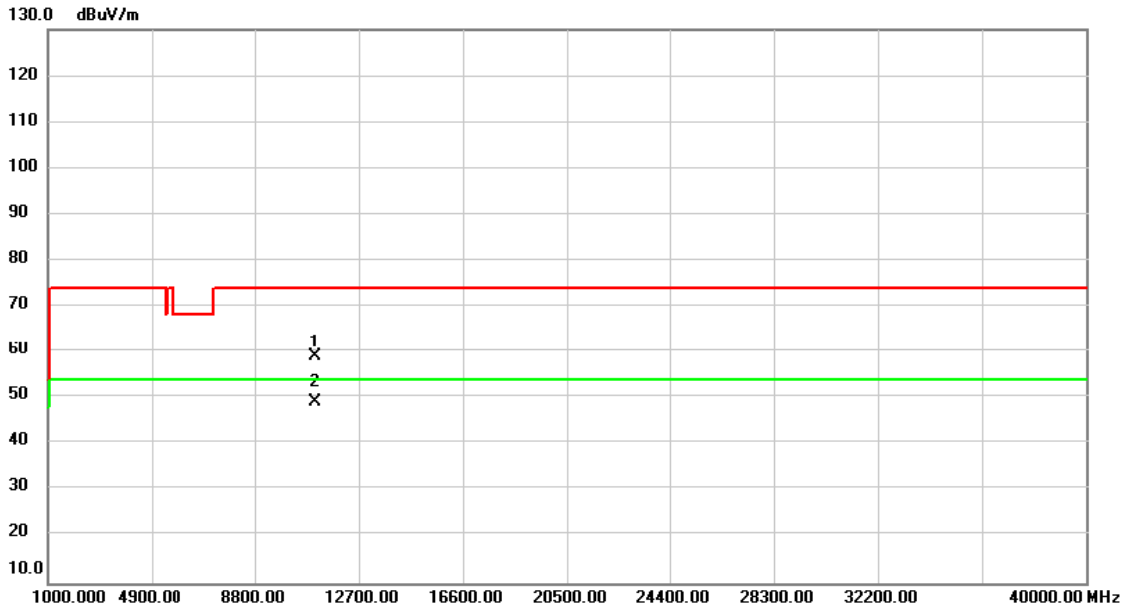


No.	Mk.	Freq. MHz	Reading Level dBuV	Correct Factor dB	Measure- ment dBuV/m	Limit dBuV/m	Over dB	Detector	Comment
1		11060.00	52.68	6.09	58.77	74.00	-15.23	peak	
2	*	11060.00	43.64	6.09	49.73	54.00	-4.27	AVG	



Test Mode	UNII-2C/TX AC (VHT80) Mode 530MHz	Polarization	Horizontal
Test Voltage	AC 120V/60Hz		

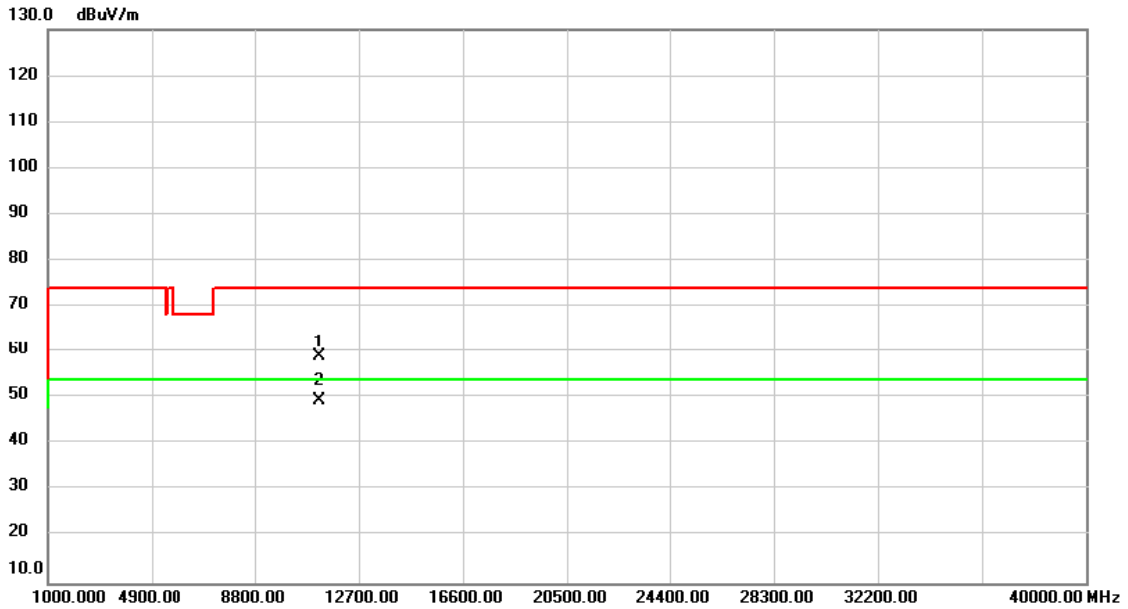
**Orthogonal Axis: X**



No.	Mk.	Freq. MHz	Reading Level dBuV	Correct Factor dB	Measure- ment dBuV/m	Limit dBuV/m	Over dB	Detector	Comment
1		11060.00	53.04	6.09	59.13	74.00	-14.87	peak	
2	*	11060.00	43.21	6.09	49.30	54.00	-4.70	AVG	

Test Mode	UNII-2C/TX AC (VHT80) Mode 5610MHz	Polarization	Vertical
-----------	------------------------------------	--------------	----------

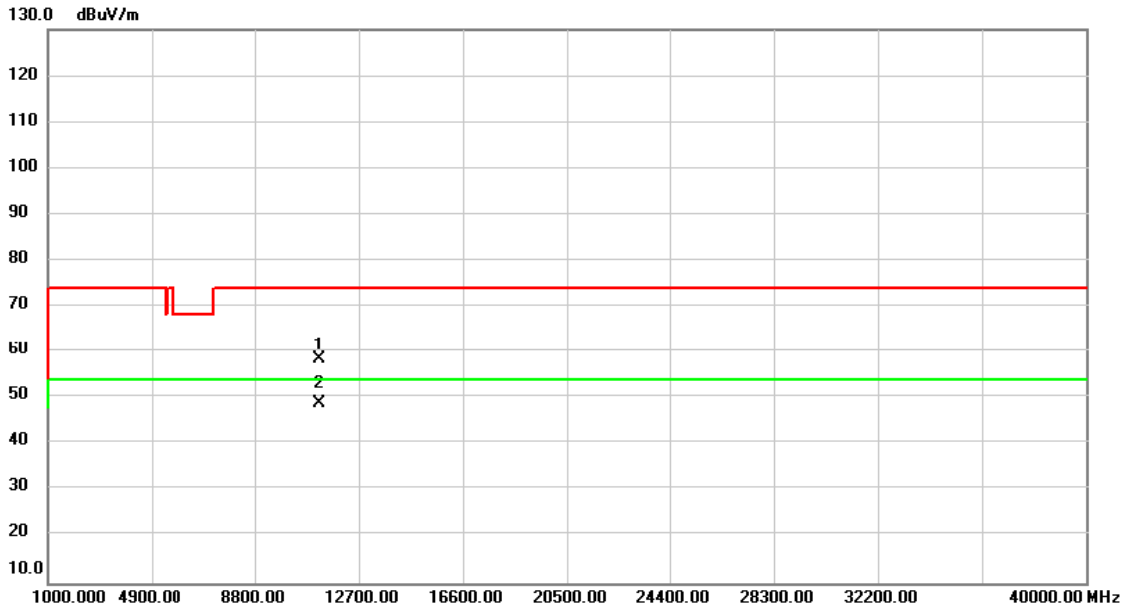
Orthogonal Axis: X



No.	Mk.	Freq. MHz	Reading Level dBuV	Correct Factor dB	Measure- ment dBuV/m	Limit dBuV/m	Over dB	Detector	Comment
1		11220.00	53.45	5.71	59.16	74.00	-14.84	peak	
2	*	11220.00	43.87	5.71	49.58	54.00	-4.42	AVG	

Test Mode	UNII-2C/TX AC (VHT80) Mode 5610MHz	Polarization	Horizontal
Test Voltage	AC 120V/60Hz		

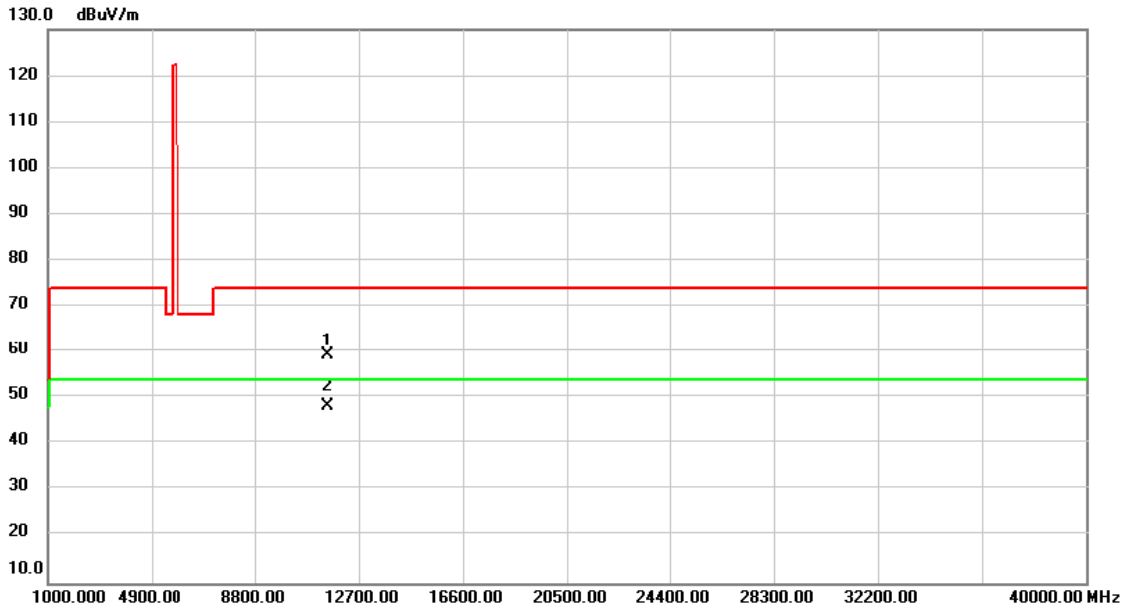
**Orthogonal Axis: X**



No.	Mk.	Freq. MHz	Reading Level dBuV	Correct Factor dB	Measure- ment dBuV/m	Limit dBuV/m	Over dB	Detector	Comment
1		11220.00	52.64	5.71	58.35	74.00	-15.65	peak	
2	*	11220.00	43.24	5.71	48.95	54.00	-5.05	AVG	

Test Mode	UNII-3/TX AC (VHT80) Mode 5775MHz	Polarization	Vertical
-----------	-----------------------------------	--------------	----------

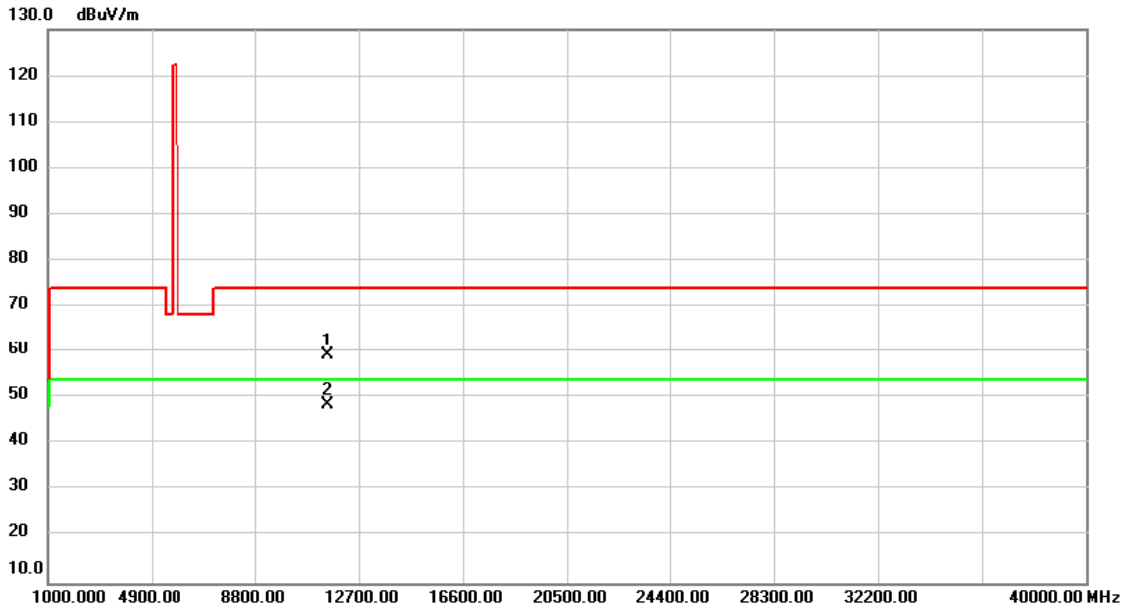
Orthogonal Axis: X



No.	Mk.	Freq. MHz	Reading Level dBuV	Correct Factor dB	Measure- ment dBuV/m	Limit dBuV/m	Over dB	Detector	Comment
1		11550.00	54.30	4.92	59.22	74.00	-14.78	peak	
2	*	11550.00	43.47	4.92	48.39	54.00	-5.61	AVG	

Test Mode	UNII-3/TX AC (VHT80) Mode 5775MHz	Polarization	Horizontal
Test Voltage	AC 120V/60Hz		

**Orthogonal Axis: X**

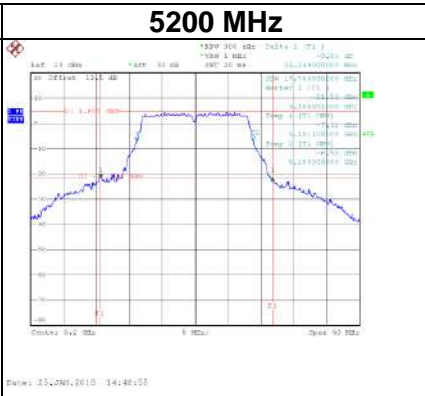
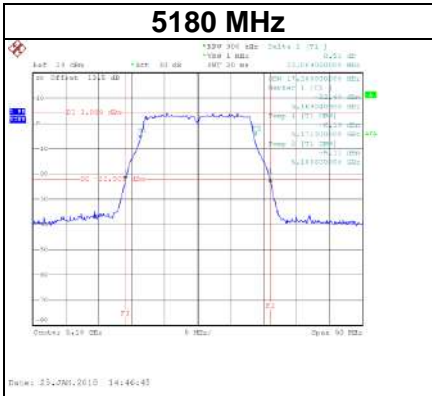


No.	Mk.	Freq. MHz	Reading Level dBuV	Correct Factor dB	Measure- ment dBuV/m	Limit dBuV/m	Over dB	Detector	Comment
1	*	11550.00	54.53	4.92	59.45	74.00	-14.55	peak	
2		11550.00	43.58	4.92	48.50	74.00	-25.50	peak	

## APPENDIX E - BANDWIDTH

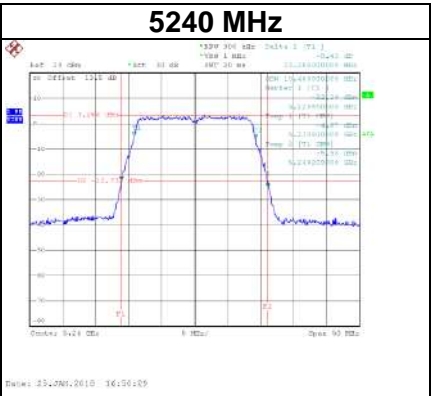
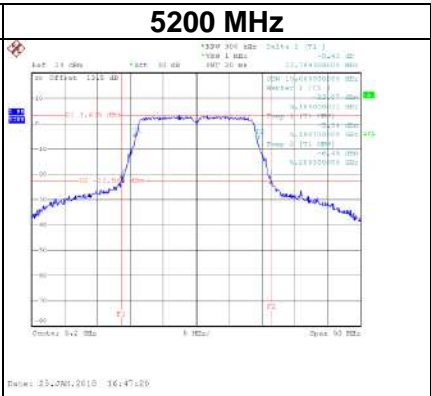
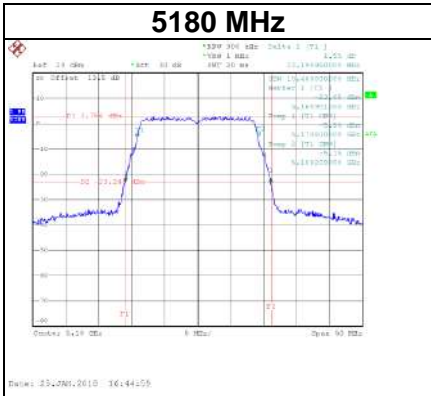
**Test Mode: UNII-1/TX A Mode\_CH36/CH40/CH48\_ANT 1**

Channel	Frequency (MHz)	26dB Bandwidth (MHz)	99% Occupied Bandwidth (MHz)
CH36	5180	22.01	17.30
CH40	5200	26.25	17.70
CH48	5240	22.09	17.30



**Test Mode: UNII-1/TX N20 Mode\_CH36/CH40/CH48\_ANT 1**

Channel	Frequency (MHz)	26dB Bandwidth (MHz)	99% Occupied Bandwidth (MHz)
CH36	5180	22.20	18.40
CH40	5200	22.79	18.60
CH48	5240	22.25	18.40





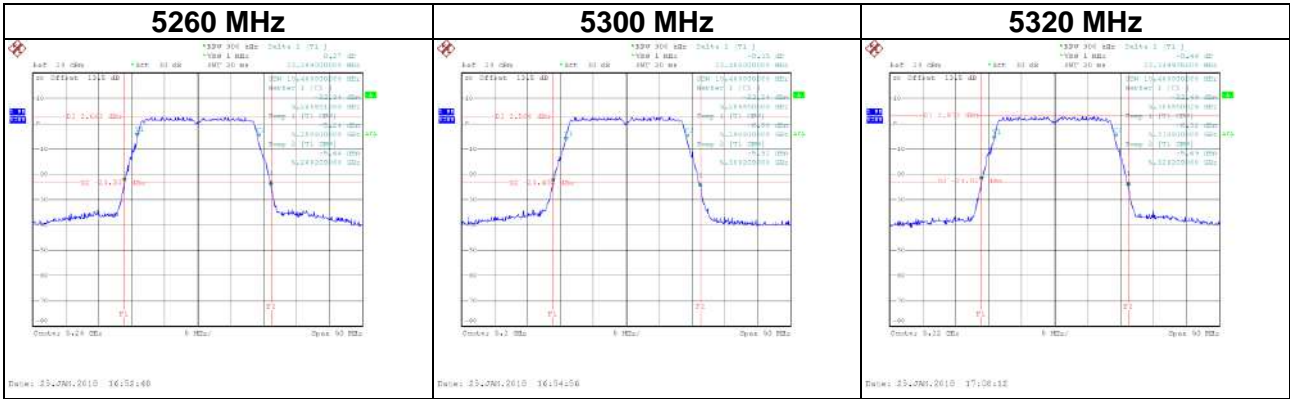
**Test Mode: UNII-2A/TX A Mode\_CH52/CH60/CH64\_ANT 1**

Channel	Frequency (MHz)	26dB Bandwidth (MHz)	99% Occupied Bandwidth (MHz)
CH52	5260	22.05	17.30
CH60	5300	22.05	17.30
CH64	5320	21.99	17.30



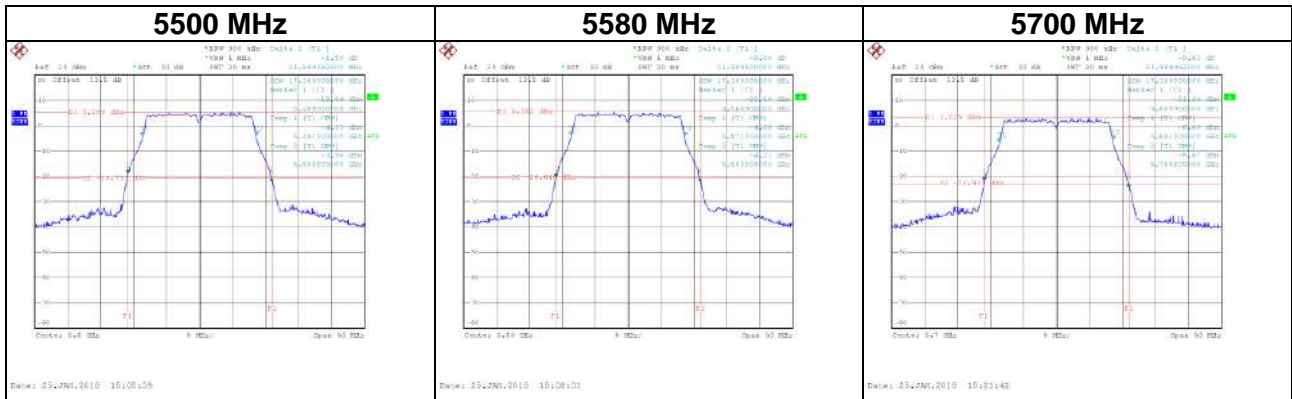
**Test Mode: UNII-2A/TX N20 Mode\_CH52/CH60/CH64\_ANT 1**

Channel	Frequency (MHz)	26dB Bandwidth (MHz)	99% Occupied Bandwidth (MHz)
CH52	5260	22.29	18.40
CH60	5300	22.45	18.40
CH64	5320	22.35	18.40



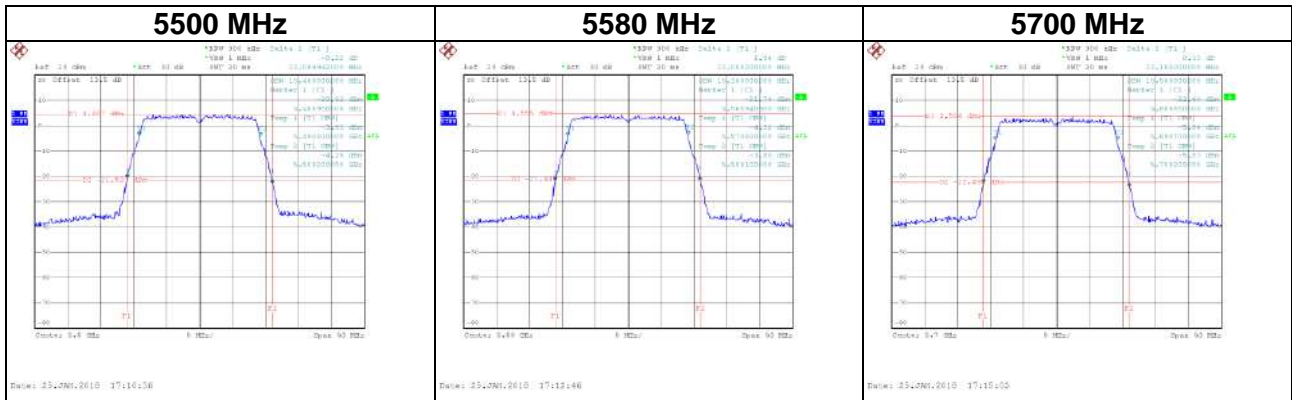
**Test Mode: UNII-2C/TX A Mode\_CH100/CH116/CH140\_ANT 1**

Channel	Frequency (MHz)	26dB Bandwidth (MHz)	99% Occupied Bandwidth (MHz)
CH100	5500	21.89	17.30
CH116	5580	21.99	17.30
CH140	5700	21.99	17.30



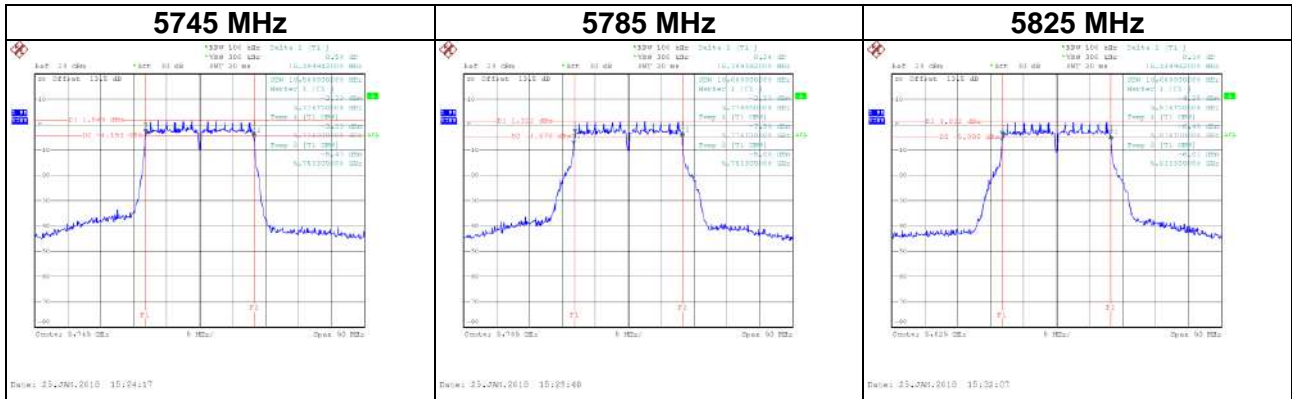
**Test Mode: UNII-2C/TX N20 Mode\_CH100/CH116/CH140\_ANT 1**

Channel	Frequency (MHz)	26dB Bandwidth (MHz)	99% Occupied Bandwidth (MHz)
CH100	5500	22.09	18.40
CH116	5580	22.01	18.30
CH140	5700	22.15	18.50



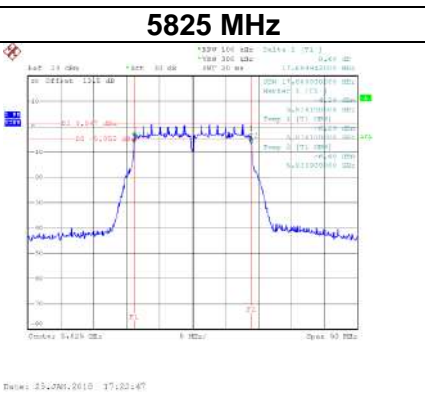
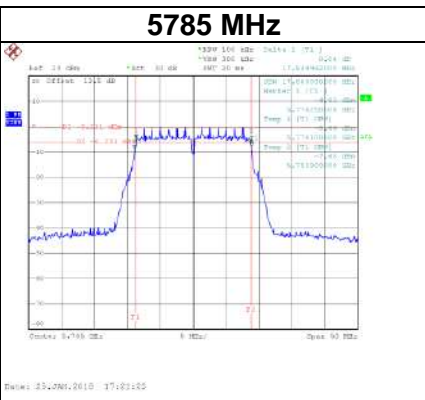
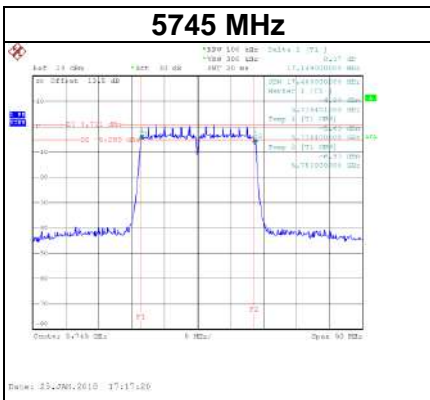
**Test Mode: UNII-3/ TX A Mode\_CH149/CH157/CH165\_ANT 1**

Channel	Frequency (MHz)	6dB Bandwidth (MHz)	99% Occupied Bandwidth (MHz)	Limit (kHz)
CH149	5745	16.50	16.50	>=500
CH157	5785	16.39	16.60	>=500
CH165	5825	16.45	16.60	>=500



**Test Mode: UNII-3/ TX N20 Mode\_CH149/CH157/CH165\_ANT 1**

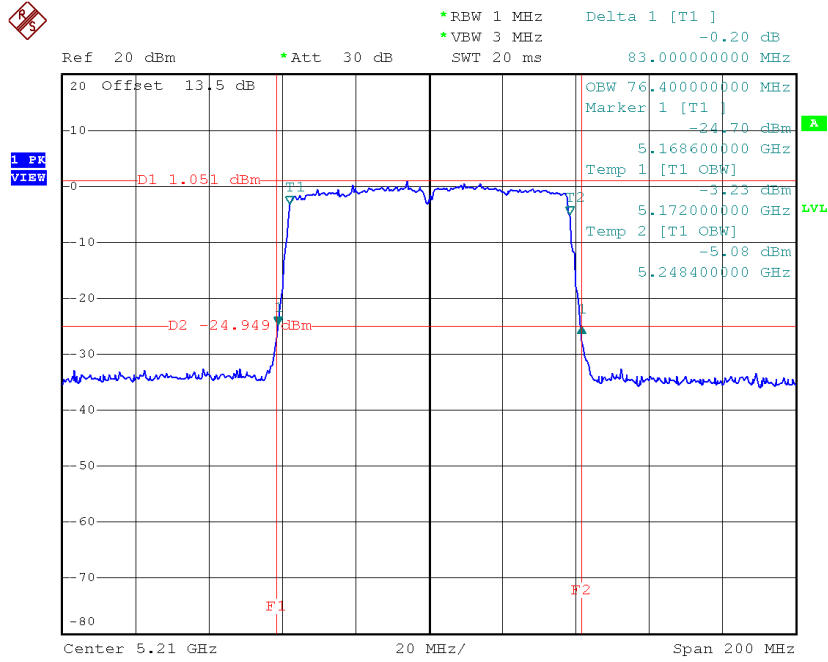
Channel	Frequency (MHz)	6dB Bandwidth (MHz)	99% Occupied Bandwidth (MHz)	Limit (kHz)
CH149	5745	17.14	17.40	>=500
CH157	5785	17.55	17.80	>=500
CH165	5825	17.70	17.80	>=500



**Test Mode: UNII-1/TX AC80 Mode\_CH42\_ANT 1**

Channel	Frequency (MHz)	26dB Bandwidth (MHz)	99% Occupied Bandwidth (MHz)
CH42	5210	83.00	76.40

**5210 MHz**

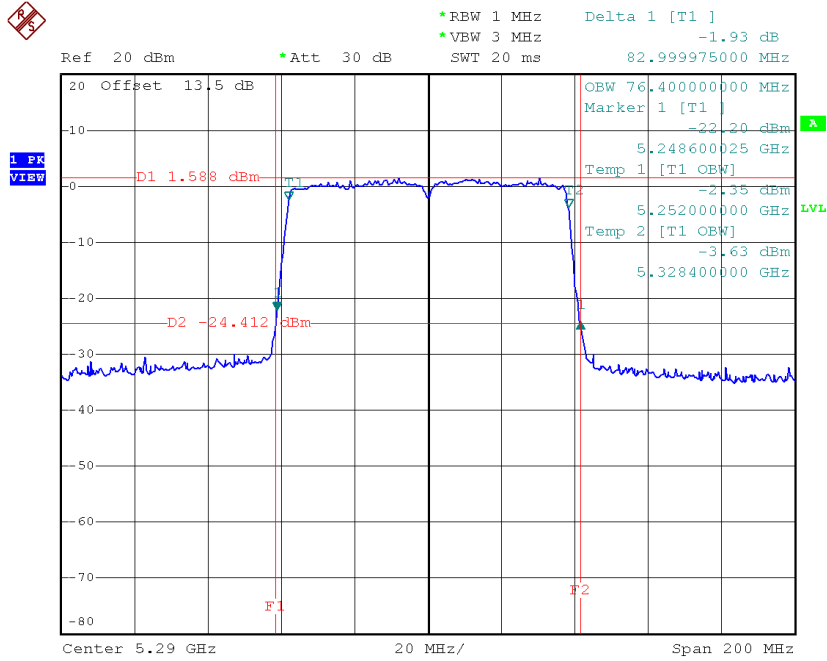


Date: 25.JAN.2018 19:07:25

**Test Mode: UNII-2A/TX AC80 Mode\_CH58\_ANT 1**

Channel	Frequency (MHz)	26dB Bandwidth (MHz)	99% Occupied Bandwidth (MHz)
CH58	5290	83.00	76.40

**5290 MHz**

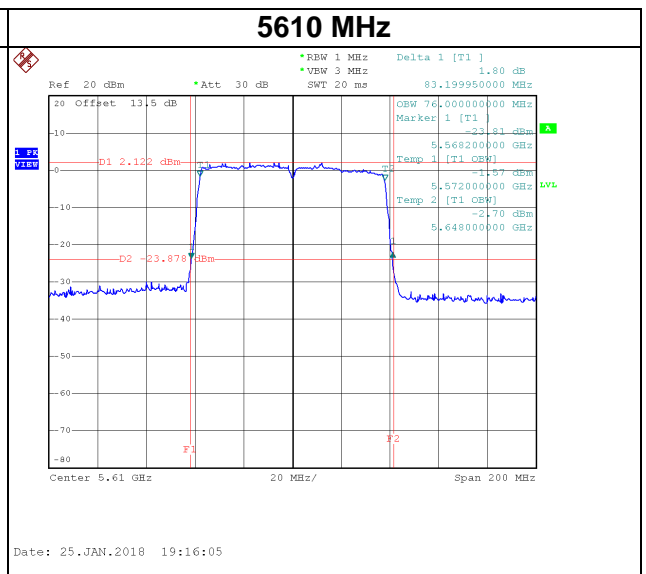
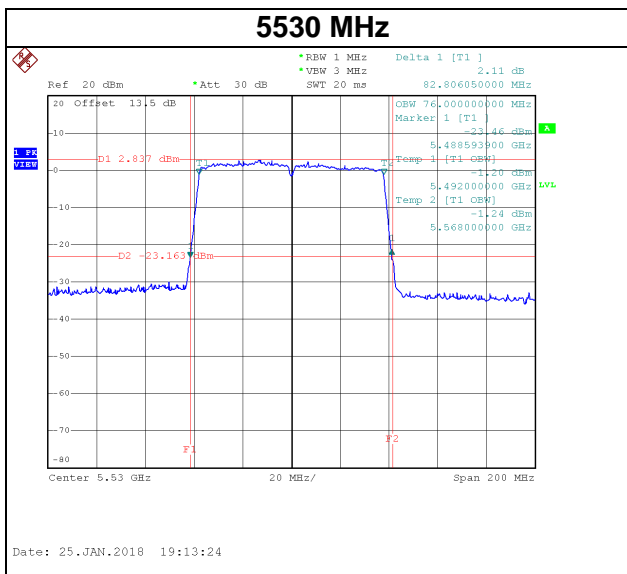


Date: 25.JAN.2018 19:10:25



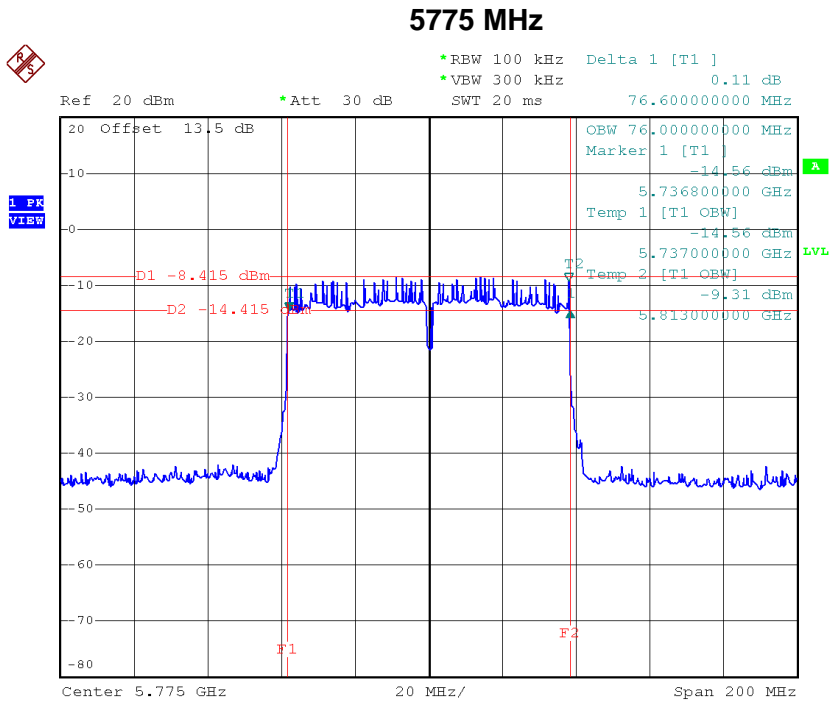
**Test Mode: UNII-2C/TX AC80 Mode\_CH106/CH122\_ANT 1**

Channel	Frequency (MHz)	26dB Bandwidth (MHz)	99% Occupied Bandwidth (MHz)
CH106	5530	82.81	76.00
CH122	5610	83.20	76.00



**Test Mode: UNII-3/ TX AC80 Mode\_CH155\_ANT 1**

Channel	Frequency (MHz)	6dB Bandwidth (MHz)	99% Occupied Bandwidth (MHz)	Limit (kHz)
CH155	5775	76.60	76.00	>=500



Date: 25.JAN.2018 19:19:16

## APPENDIX F - MAXIMUM OUTPUT POWER

**Test Mode: UNII-1/TX A Mode\_ANT 1**

Channel	Frequency (MHz)	Output Power (dBm)	Limit (dBm)	Limit (Watt)
CH36	5180	12.69	24.00	0.25
CH40	5200	12.71	24.00	0.25
CH48	5240	12.96	24.00	0.25

**Test Mode: UNII-1/TX A Mode\_ANT 2**

Channel	Frequency (MHz)	Output Power (dBm)	Limit (dBm)	Limit (Watt)
CH36	5180	10.92	24.00	0.25
CH40	5200	10.87	24.00	0.25
CH48	5240	11.61	24.00	0.25

**Test Mode: UNII-1/TX A Mode\_Total**

Channel	Frequency (MHz)	Output Power (dBm)	Limit (dBm)	Limit (Watt)
CH36	5180	14.90	24.00	0.25
CH40	5200	14.90	24.00	0.25
CH48	5240	15.35	24.00	0.25

**Test Mode: UNII-1/TX N20 Mode\_ANT 1**

Channel	Frequency (MHz)	Output Power (dBm)	Limit (dBm)	Limit (Watt)
CH36	5180	11.67	24.00	0.25
CH40	5200	11.94	24.00	0.25
CH48	5240	11.91	24.00	0.25

**Test Mode: UNII-1/TX N20 Mode\_ANT 2**

Channel	Frequency (MHz)	Output Power (dBm)	Limit (dBm)	Limit (Watt)
CH36	5180	9.90	24.00	0.25
CH40	5200	10.14	24.00	0.25
CH48	5240	10.71	24.00	0.25

**Test Mode: UNII-1/TX N20 Mode \_Total**

Channel	Frequency (MHz)	Output Power (dBm)	Limit (dBm)	Limit (Watt)
CH36	5180	13.88	24.00	0.25
CH40	5200	14.14	24.00	0.25
CH48	5240	14.36	24.00	0.25

**Test Mode: UNII-2A/TX A Mode\_ANT 1**

Channel	Frequency (MHz)	Output Power (dBm)	Limit (dBm)	Limit (Watt)
CH52	5260	12.37	24.00	0.25
CH60	5300	12.58	24.00	0.25
CH64	5320	12.48	24.00	0.25

**Test Mode: UNII-2A/TX A Mode\_ANT 2**

Channel	Frequency (MHz)	Output Power (dBm)	Limit (dBm)	Limit (Watt)
CH52	5260	11.29	24.00	0.25
CH60	5300	11.50	24.00	0.25
CH64	5320	11.60	24.00	0.25

**Test Mode: UNII-2A/TX A Mode\_Total**

Channel	Frequency (MHz)	Output Power (dBm)	Limit (dBm)	Limit (Watt)
CH52	5260	14.87	24.00	0.25
CH60	5300	15.08	24.00	0.25
CH64	5320	15.07	24.00	0.25

**Test Mode: UNII-2A/TX N20 Mode\_ANT 1**

Channel	Frequency (MHz)	Output Power (dBm)	Limit (dBm)	Limit (Watt)
CH52	5260	11.23	24.00	0.25
CH60	5300	11.37	24.00	0.25
CH64	5320	11.51	24.00	0.25

**Test Mode: UNII-2A/TX N20 Mode\_ANT 2**

Channel	Frequency (MHz)	Output Power (dBm)	Limit (dBm)	Limit (Watt)
CH52	5260	10.49	24.00	0.25
CH60	5300	10.81	24.00	0.25
CH64	5320	10.89	24.00	0.25

**Test Mode: UNII-2A/TX N20 Mode\_Total**

Channel	Frequency (MHz)	Output Power (dBm)	Limit (dBm)	Limit (Watt)
CH52	5260	13.89	24.00	0.25
CH60	5300	14.11	24.00	0.25
CH64	5320	14.22	24.00	0.25

**Test Mode: UNII-2C/TX A Mode\_ANT 1**

Channel	Frequency (MHz)	Output Power (dBm)	Limit (dBm)	Limit (Watt)
CH100	5500	12.79	24.00	0.25
CH116	5580	12.68	24.00	0.25
CH140	5700	12.13	24.00	0.25

**Test Mode: UNII-2C/TX A Mode\_ANT 2**

Channel	Frequency (MHz)	Output Power (dBm)	Limit (dBm)	Limit (Watt)
CH100	5500	11.91	24.00	0.25
CH116	5580	11.57	24.00	0.25
CH140	5700	10.02	24.00	0.25

**Test Mode: UNII-2C/TX A Mode\_Total**

Channel	Frequency (MHz)	Output Power (dBm)	Limit (dBm)	Limit (Watt)
CH100	5500	15.38	24.00	0.25
CH116	5580	15.17	24.00	0.25
CH140	5700	14.21	24.00	0.25



**Test Mode: UNII-2C/TX N20 Mode\_ANT 1**

Channel	Frequency (MHz)	Output Power (dBm)	Limit (dBm)	Limit (Watt)
CH100	5500	11.91	24.00	0.25
CH116	5580	11.83	24.00	0.25
CH140	5700	11.93	24.00	0.25

**Test Mode: UNII-2C/TX N20 Mode\_ANT 2**

Channel	Frequency (MHz)	Output Power (dBm)	Limit (dBm)	Limit (Watt)
CH100	5500	11.05	24.00	0.25
CH116	5580	10.60	24.00	0.25
CH140	5700	9.84	24.00	0.25

**Test Mode: UNII-2C/TX N20 Mode\_Total**

Channel	Frequency (MHz)	Output Power (dBm)	Limit (dBm)	Limit (Watt)
CH100	5500	14.51	24.00	0.25
CH116	5580	14.27	24.00	0.25
CH140	5700	14.02	24.00	0.25

**Test Mode: UNII-3/ TX A Mode\_ANT 1**

Channel	Frequency (MHz)	Output Power (dBm)	Limit (dBm)	Limit (Watt)
CH149	5745	12.98	30.00	1.00
CH157	5785	12.51	30.00	1.00
CH165	5825	12.16	30.00	1.00

**Test Mode: UNII-3/ TX A Mode\_ANT 2**

Channel	Frequency (MHz)	Output Power (dBm)	Limit (dBm)	Limit (Watt)
CH149	5745	10.74	30.00	1.00
CH157	5785	10.33	30.00	1.00
CH165	5825	9.97	30.00	1.00

**Test Mode: UNII-3/ TX A Mode\_Total**

Channel	Frequency (MHz)	Output Power (dBm)	Limit (dBm)	Limit (Watt)
CH149	5745	15.01	30.00	1.00
CH157	5785	14.57	30.00	1.00
CH165	5825	14.21	30.00	1.00

**Test Mode: UNII-3/TX N20 Mode\_ANT 1**

Channel	Frequency (MHz)	Output Power (dBm)	Limit (dBm)	Limit (Watt)
CH149	5745	11.63	30.00	1.00
CH157	5785	11.35	30.00	1.00
CH165	5825	11.95	30.00	1.00

**Test Mode: UNII-3/TX N20 Mode\_ANT 2**

Channel	Frequency (MHz)	Output Power (dBm)	Limit (dBm)	Limit (Watt)
CH149	5745	9.46	30.00	1.00
CH157	5785	9.34	30.00	1.00
CH165	5825	9.86	30.00	1.00

**Test Mode: UNII-3/TX N20 Mode\_Total**

Channel	Frequency (MHz)	Output Power (dBm)	Limit (dBm)	Limit (Watt)
CH149	5745	13.69	30.00	1.00
CH157	5785	13.47	30.00	1.00
CH165	5825	14.04	30.00	1.00

**Test Mode: UNII-1/TX AC80 Mode\_ANT 1**

Channel	Frequency (MHz)	Output Power (dBm)	Limit (dBm)	Limit (Watt)
CH42	5210	9.46	24.00	0.25

**Test Mode: UNII-1/TX AC80 Mode\_ANT 2**

Channel	Frequency (MHz)	Output Power (dBm)	Limit (dBm)	Limit (Watt)
CH42	5210	8.51	24.00	0.25

**Test Mode: UNII-1/TX AC80 Mode\_Total**

Channel	Frequency (MHz)	Output Power (dBm)	Limit (dBm)	Limit (Watt)
CH42	5210	12.02	24.00	0.25

**Test Mode: UNII-2A/TX AC80 Mode\_ANT 1**

Channel	Frequency (MHz)	Output Power (dBm)	Limit (dBm)	Limit (Watt)
CH58	5290	9.96	24.00	0.25

**Test Mode: UNII-2A/TX AC80 Mode\_ANT 2**

Channel	Frequency (MHz)	Output Power (dBm)	Limit (dBm)	Limit (Watt)
CH58	5290	9.48	24.00	0.25

**Test Mode: UNII-2A/TX AC80 Mode\_Total**

Channel	Frequency (MHz)	Output Power (dBm)	Limit (dBm)	Limit (Watt)
CH58	5290	12.74	24.00	0.25

**Test Mode: UNII-2C/TX AC80 Mode\_ANT 1**

Channel	Frequency (MHz)	Output Power (dBm)	Limit (dBm)	Limit (Watt)
CH106	5530	9.93	24.00	0.25
CH122	5610	9.69	24.00	0.25

**Test Mode: UNII-2C/TX AC80 Mode\_ANT 2**

Channel	Frequency (MHz)	Output Power (dBm)	Limit (dBm)	Limit (Watt)
CH106	5530	8.82	24.00	0.25
CH122	5610	8.49	24.00	0.25

**Test Mode: UNII-2C/TX AC80 Mode\_Total**

Channel	Frequency (MHz)	Output Power (dBm)	Limit (dBm)	Limit (Watt)
CH106	5530	12.42	24.00	0.25
CH122	5610	12.14	24.00	0.25

**Test Mode: UNII-3/TX AC80 Mode\_ANT 1**

Channel	Frequency (MHz)	Output Power (dBm)	Limit (dBm)	Limit (Watt)
CH155	5775	9.28	30.00	1.00

**Test Mode: UNII-3/TX AC80 Mode\_ANT 2**

Channel	Frequency (MHz)	Output Power (dBm)	Limit (dBm)	Limit (Watt)
CH155	5775	7.61	30.00	1.00

**Test Mode: UNII-3/TX AC80 Mode\_Total**

Channel	Frequency (MHz)	Output Power (dBm)	Limit (dBm)	Limit (Watt)
CH155	5775	11.54	30.00	1.00

**Spot check test:**

**Test Mode: UNII-1/TX A Mode\_ANT 1**

Channel	Frequency (MHz)	Output Power (dBm)	Limit (dBm)	Limit (Watt)
CH36	5180	11.60	24.00	0.25
CH40	5200	11.45	24.00	0.25
CH48	5240	11.86	24.00	0.25

**Test Mode: UNII-1/TX A Mode\_ANT 2**

Channel	Frequency (MHz)	Output Power (dBm)	Limit (dBm)	Limit (Watt)
CH36	5180	11.20	24.00	0.25
CH40	5200	11.03	24.00	0.25
CH48	5240	11.56	24.00	0.25

**Test Mode: UNII-1/TX A Mode\_Total**

Channel	Frequency (MHz)	Output Power (dBm)	Limit (dBm)	Limit (Watt)
CH36	5180	14.41	24.00	0.25
CH40	5200	14.26	24.00	0.25
CH48	5240	14.72	24.00	0.25



**Test Mode: UNII-1/TX N20 Mode\_ANT 1**

Channel	Frequency (MHz)	Output Power (dBm)	Limit (dBm)	Limit (Watt)
CH36	5180	11.01	24.00	0.25
CH40	5200	10.65	24.00	0.25
CH48	5240	11.03	24.00	0.25

**Test Mode: UNII-1/TX N20 Mode\_ANT 2**

Channel	Frequency (MHz)	Output Power (dBm)	Limit (dBm)	Limit (Watt)
CH36	5180	10.39	24.00	0.25
CH40	5200	10.17	24.00	0.25
CH48	5240	10.61	24.00	0.25

**Test Mode: UNII-1/TX N20 Mode \_Total**

Channel	Frequency (MHz)	Output Power (dBm)	Limit (dBm)	Limit (Watt)
CH36	5180	13.72	24.00	0.25
CH40	5200	13.43	24.00	0.25
CH48	5240	13.84	24.00	0.25

**Test Mode: UNII-2A/TX A Mode\_ANT 1**

Channel	Frequency (MHz)	Output Power (dBm)	Limit (dBm)	Limit (Watt)
CH52	5260	12.24	24.00	0.25
CH60	5300	9.15	24.00	0.25
CH64	5320	8.78	24.00	0.25

**Test Mode: UNII-2A/TX A Mode\_ANT 2**

Channel	Frequency (MHz)	Output Power (dBm)	Limit (dBm)	Limit (Watt)
CH52	5260	11.40	24.00	0.25
CH60	5300	9.02	24.00	0.25
CH64	5320	7.71	24.00	0.25

**Test Mode: UNII-2A/TX A Mode\_Total**

Channel	Frequency (MHz)	Output Power (dBm)	Limit (dBm)	Limit (Watt)
CH52	5260	14.85	24.00	0.25
CH60	5300	12.10	24.00	0.25
CH64	5320	11.29	24.00	0.25

**Test Mode: UNII-2A/TX N20 Mode\_ANT 1**

Channel	Frequency (MHz)	Output Power (dBm)	Limit (dBm)	Limit (Watt)
CH52	5260	9.98	24.00	0.25
CH60	5300	9.21	24.00	0.25
CH64	5320	9.53	24.00	0.25

**Test Mode: UNII-2A/TX N20 Mode\_ANT 2**

Channel	Frequency (MHz)	Output Power (dBm)	Limit (dBm)	Limit (Watt)
CH52	5260	9.88	24.00	0.25
CH60	5300	8.81	24.00	0.25
CH64	5320	8.86	24.00	0.25

**Test Mode: UNII-2A/TX N20 Mode\_Total**

Channel	Frequency (MHz)	Output Power (dBm)	Limit (dBm)	Limit (Watt)
CH52	5260	12.94	24.00	0.25
CH60	5300	12.02	24.00	0.25
CH64	5320	12.22	24.00	0.25

**Test Mode: UNII-2C/TX A Mode\_ANT 1**

Channel	Frequency (MHz)	Output Power (dBm)	Limit (dBm)	Limit (Watt)
CH100	5500	8.78	24.00	0.25
CH116	5580	7.61	24.00	0.25
CH140	5700	8.96	24.00	0.25

**Test Mode: UNII-2C/TX A Mode\_ANT 2**

Channel	Frequency (MHz)	Output Power (dBm)	Limit (dBm)	Limit (Watt)
CH100	5500	7.73	24.00	0.25
CH116	5580	7.27	24.00	0.25
CH140	5700	8.37	24.00	0.25

**Test Mode: UNII-2C/TX A Mode\_Total**

Channel	Frequency (MHz)	Output Power (dBm)	Limit (dBm)	Limit (Watt)
CH100	5500	11.30	24.00	0.25
CH116	5580	10.45	24.00	0.25
CH140	5700	11.69	24.00	0.25

**Test Mode: UNII-2C/TX N20 Mode\_ANT 1**

Channel	Frequency (MHz)	Output Power (dBm)	Limit (dBm)	Limit (Watt)
CH100	5500	6.87	24.00	0.25
CH116	5580	8.36	24.00	0.25
CH140	5700	9.88	24.00	0.25

**Test Mode: UNII-2C/TX N20 Mode\_ANT 2**

Channel	Frequency (MHz)	Output Power (dBm)	Limit (dBm)	Limit (Watt)
CH100	5500	6.55	24.00	0.25
CH116	5580	8.31	24.00	0.25
CH140	5700	9.23	24.00	0.25

**Test Mode: UNII-2C/TX N20 Mode\_Total**

Channel	Frequency (MHz)	Output Power (dBm)	Limit (dBm)	Limit (Watt)
CH100	5500	9.72	24.00	0.25
CH116	5580	11.35	24.00	0.25
CH140	5700	12.58	24.00	0.25

**Test Mode: UNII-3/ TX A Mode\_ANT 1**

Channel	Frequency (MHz)	Output Power (dBm)	Limit (dBm)	Limit (Watt)
CH149	5745	11.61	30.00	1.00
CH157	5785	11.17	30.00	1.00
CH165	5825	11.05	30.00	1.00

**Test Mode: UNII-3/ TX A Mode\_ANT 2**

Channel	Frequency (MHz)	Output Power (dBm)	Limit (dBm)	Limit (Watt)
CH149	5745	11.51	30.00	1.00
CH157	5785	11.07	30.00	1.00
CH165	5825	10.95	30.00	1.00

**Test Mode: UNII-3/ TX A Mode\_Total**

Channel	Frequency (MHz)	Output Power (dBm)	Limit (dBm)	Limit (Watt)
CH149	5745	14.57	30.00	1.00
CH157	5785	14.13	30.00	1.00
CH165	5825	14.01	30.00	1.00

**Test Mode: UNII-3/TX N20 Mode\_ANT 1**

Channel	Frequency (MHz)	Output Power (dBm)	Limit (dBm)	Limit (Watt)
CH149	5745	10.60	30.00	1.00
CH157	5785	10.33	30.00	1.00
CH165	5825	10.81	30.00	1.00

**Test Mode: UNII-3/TX N20 Mode\_ANT 2**

Channel	Frequency (MHz)	Output Power (dBm)	Limit (dBm)	Limit (Watt)
CH149	5745	10.34	30.00	1.00
CH157	5785	10.00	30.00	1.00
CH165	5825	10.63	30.00	1.00

**Test Mode: UNII-3/TX N20 Mode\_Total**

Channel	Frequency (MHz)	Output Power (dBm)	Limit (dBm)	Limit (Watt)
CH149	5745	13.48	30.00	1.00
CH157	5785	13.18	30.00	1.00
CH165	5825	13.73	30.00	1.00

**Test Mode: UNII-1/TX AC80 Mode\_ANT 1**

Channel	Frequency (MHz)	Output Power (dBm)	Limit (dBm)	Limit (Watt)
CH42	5210	9.13	24.00	0.25

**Test Mode: UNII-1/TX AC80 Mode\_ANT 2**

Channel	Frequency (MHz)	Output Power (dBm)	Limit (dBm)	Limit (Watt)
CH42	5210	8.14	24.00	0.25

**Test Mode: UNII-1/TX AC80 Mode\_Total**

Channel	Frequency (MHz)	Output Power (dBm)	Limit (dBm)	Limit (Watt)
CH42	5210	11.67	24.00	0.25



**Test Mode: UNII-2A/TX AC80 Mode\_ANT 1**

Channel	Frequency (MHz)	Output Power (dBm)	Limit (dBm)	Limit (Watt)
CH58	5290	9.32	24.00	0.25

**Test Mode: UNII-2A/TX AC80 Mode\_ANT 2**

Channel	Frequency (MHz)	Output Power (dBm)	Limit (dBm)	Limit (Watt)
CH58	5290	8.47	24.00	0.25

**Test Mode: UNII-2A/TX AC80 Mode\_Total**

Channel	Frequency (MHz)	Output Power (dBm)	Limit (dBm)	Limit (Watt)
CH58	5290	11.93	24.00	0.25

**Test Mode: UNII-2C/TX AC80 Mode\_ANT 1**

Channel	Frequency (MHz)	Output Power (dBm)	Limit (dBm)	Limit (Watt)
CH106	5530	9.36	24.00	0.25
CH122	5610	9.16	24.00	0.25

**Test Mode: UNII-2C/TX AC80 Mode\_ANT 2**

Channel	Frequency (MHz)	Output Power (dBm)	Limit (dBm)	Limit (Watt)
CH106	5530	9.25	24.00	0.25
CH122	5610	8.86	24.00	0.25

**Test Mode: UNII-2C/TX AC80 Mode\_Total**

Channel	Frequency (MHz)	Output Power (dBm)	Limit (dBm)	Limit (Watt)
CH106	5530	12.32	24.00	0.25
CH122	5610	12.02	24.00	0.25

**Test Mode: UNII-3/TX AC80 Mode\_ANT 1**

Channel	Frequency (MHz)	Output Power (dBm)	Limit (dBm)	Limit (Watt)
CH155	5775	8.63	30.00	1.00

**Test Mode: UNII-3/TX AC80 Mode\_ANT 2**

Channel	Frequency (MHz)	Output Power (dBm)	Limit (dBm)	Limit (Watt)
CH155	5775	8.25	30.00	1.00

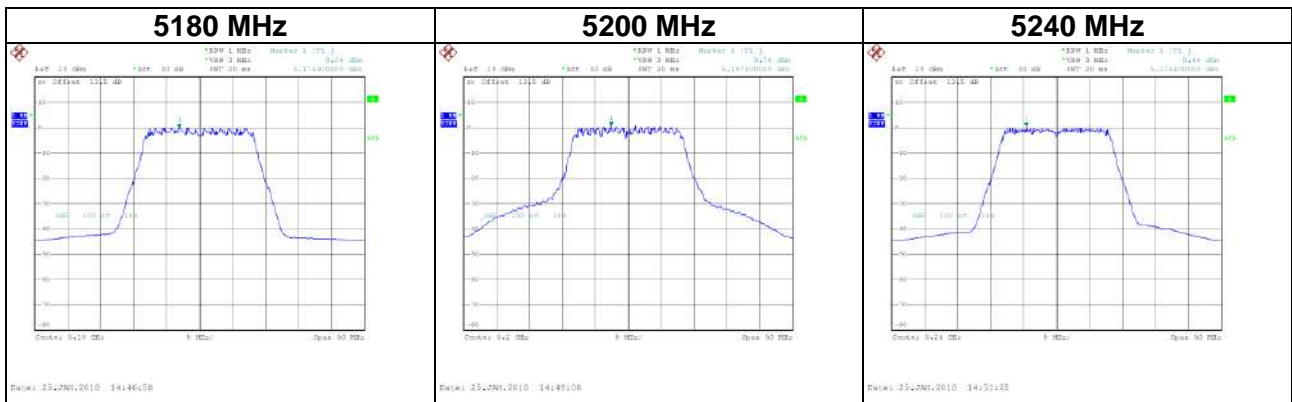
**Test Mode: UNII-3/TX AC80 Mode\_Total**

Channel	Frequency (MHz)	Output Power (dBm)	Limit (dBm)	Limit (Watt)
CH155	5775	11.45	30.00	1.00

## APPENDIX G - POWER SPECTRAL DENSITY

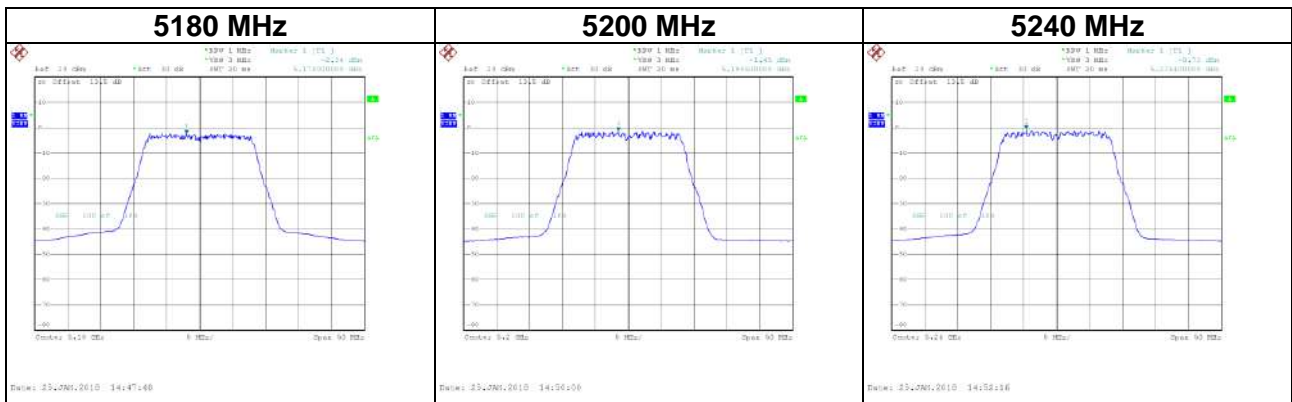
**Test Mode: UNII-1/ TX A Mode\_CH36/CH40/CH48\_ANT 1**

Channel	Frequency (MHz)	Power Density (dBm/MHz)	Duty Factor	Power Density + Duty Factor (dBm/MHz)	Limit (dBm/MHz)
CH36	5180	0.04	0.36	0.40	17.00
CH40	5200	0.74	0.36	1.10	17.00
CH48	5240	0.44	0.36	0.80	17.00



**Test Mode: UNII-1/ TX A Mode\_CH36/CH40/CH48\_ANT 2**

Channel	Frequency (MHz)	Power Density (dBm/MHz)	Duty Factor	Power Density + Duty Factor (dBm/MHz)	Limit (dBm/MHz)
CH36	5180	-2.34	0.36	-1.98	17.00
CH40	5200	-1.45	0.36	-1.09	17.00
CH48	5240	-0.73	0.36	-0.37	17.00

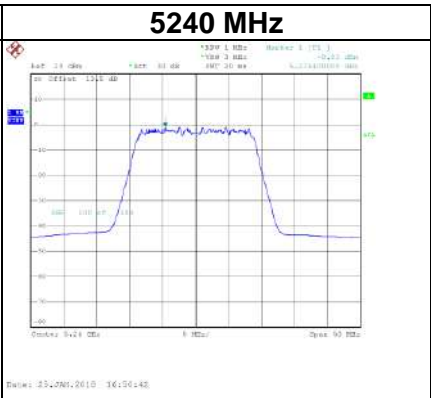
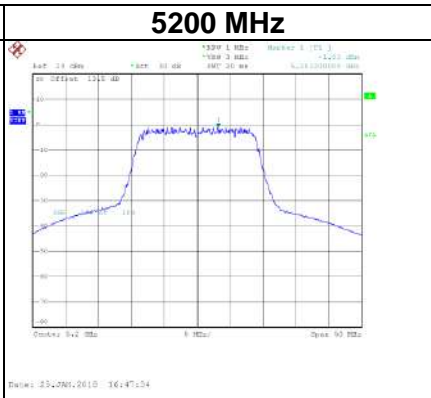
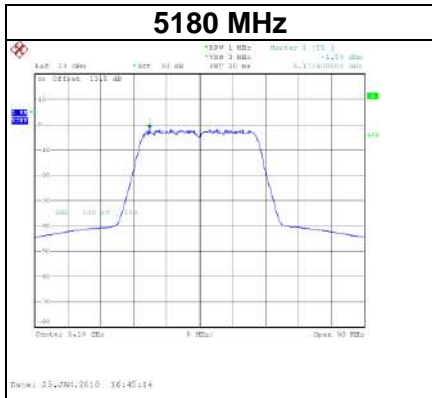


**Test Mode: UNII-1/ TX A Mode\_CH36/CH40/CH48\_Total**

Channel	Frequency (MHz)	Power Density (dBm/MHz)	Limit (dBm/MHz)
CH36	5180	2.02	17.00
CH40	5200	2.79	17.00
CH48	5240	2.90	17.00

**Test Mode: UNII-1/TX N20 Mode\_CH36/CH40/CH48\_ANT 1**

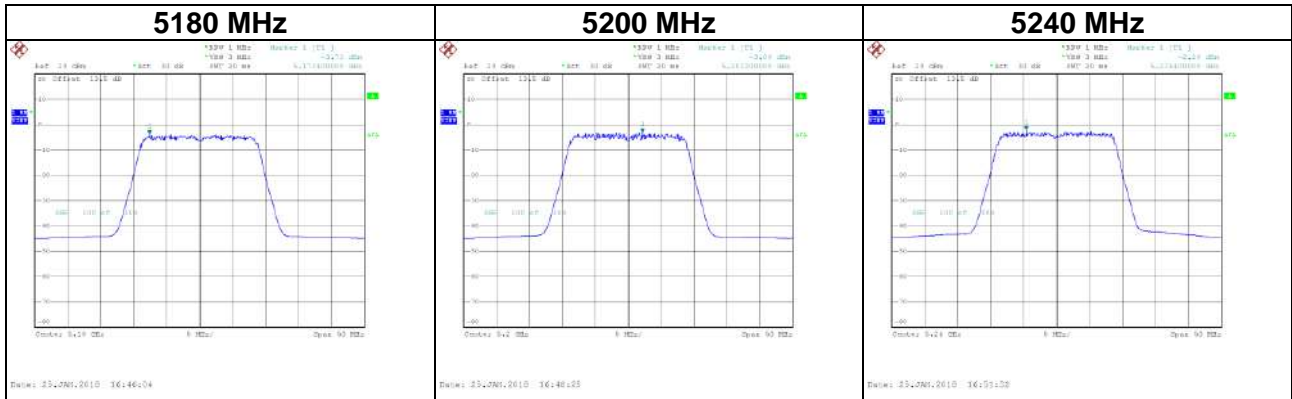
Channel	Frequency (MHz)	Power Density (dBm/MHz)	Duty Factor	Power Density + Duty Factor (dBm/MHz)	Limit (dBm/MHz)
CH36	5180	-1.59	0.36	-1.23	17.00
CH40	5200	-1.03	0.36	-0.67	17.00
CH48	5240	-0.83	0.36	-0.47	17.00





**Test Mode: UNII-1/TX N20 Mode\_CH36/CH40/CH48\_ANT 2**

Channel	Frequency (MHz)	Power Density (dBm/MHz)	Duty Factor	Power Density + Duty Factor (dBm/MHz)	Limit (dBm/MHz)
CH36	5180	-3.73	0.36	-3.37	17.00
CH40	5200	-3.08	0.36	-2.72	17.00
CH48	5240	-2.28	0.36	-1.92	17.00

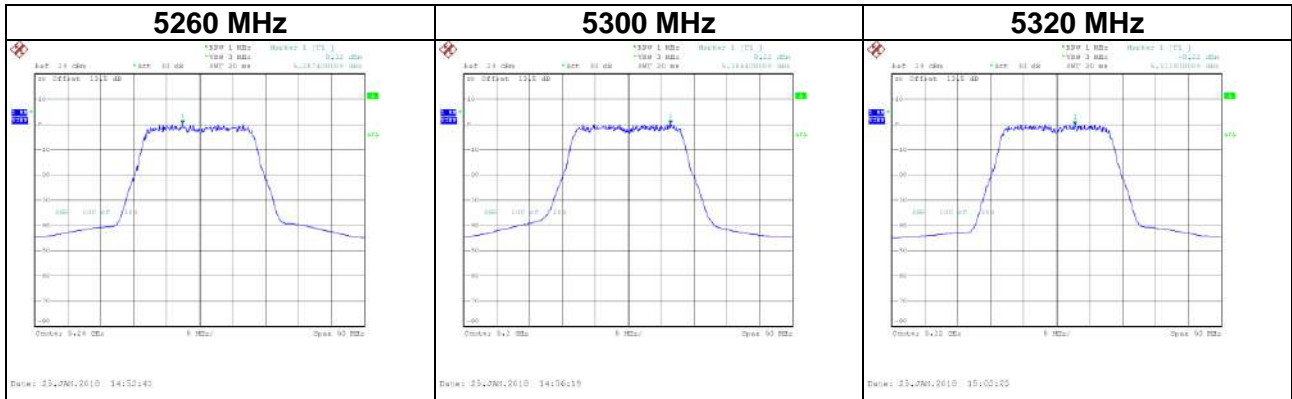


**Test Mode: UNII-1/TX N20 Mode\_CH36/CH40/CH48\_Total**

Channel	Frequency (MHz)	Power Density (dBm/MHz)	Limit (dBm/MHz)
CH36	5180	0.48	17.00
CH40	5200	1.08	17.00
CH48	5240	1.52	17.00

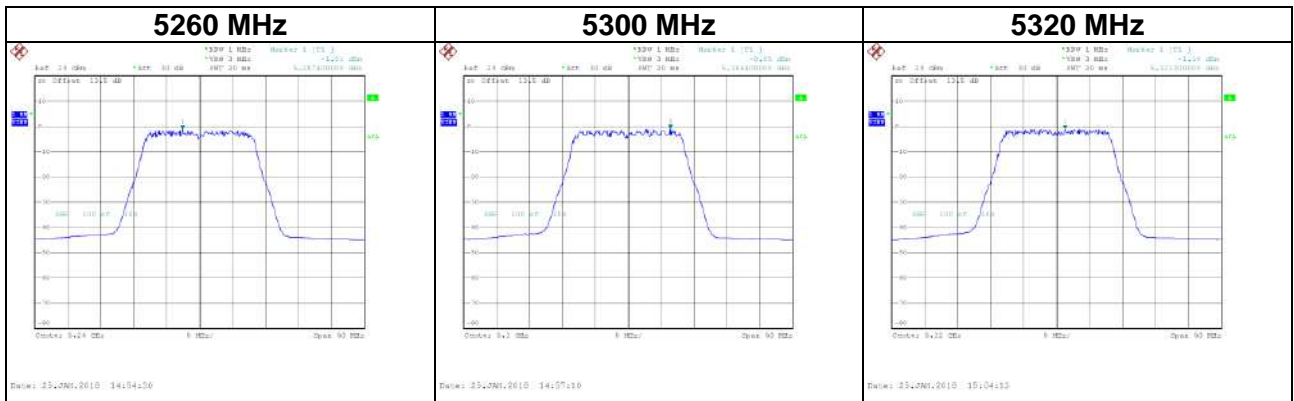
**Test Mode: UNII-2A/ TX A Mode\_CH52/CH60/CH64\_ANT 1**

Channel	Frequency (MHz)	Power Density (dBm/MHz)	Duty Factor	Power Density + Duty Factor (dBm/MHz)	Limit (dBm/MHz)
CH52	5260	0.12	0.36	0.48	11.00
CH60	5300	0.22	0.36	0.58	11.00
CH64	5320	-0.22	0.36	0.14	11.00



**Test Mode: UNII-2A/ TX A Mode\_CH52/CH60/CH64\_ANT 2**

Channel	Frequency (MHz)	Power Density (dBm/MHz)	Duty Factor	Power Density + Duty Factor (dBm/MHz)	Limit (dBm/MHz)
CH52	5260	-1.01	0.36	-0.65	11.00
CH60	5300	-0.85	0.36	-0.49	11.00
CH64	5320	-1.10	0.36	-0.74	11.00

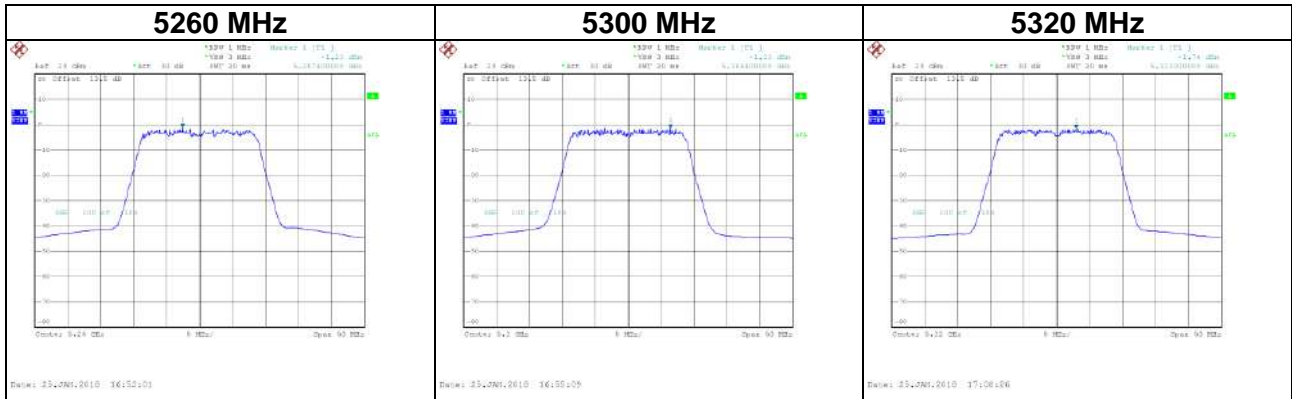


**Test Mode: UNII-2A/ TX A Mode\_CH52/CH60/CH64\_Total**

Channel	Frequency (MHz)	Power Density (dBm/MHz)	Limit (dBm/MHz)
CH52	5260	2.60	11.00
CH60	5300	2.73	11.00
CH64	5320	2.37	11.00

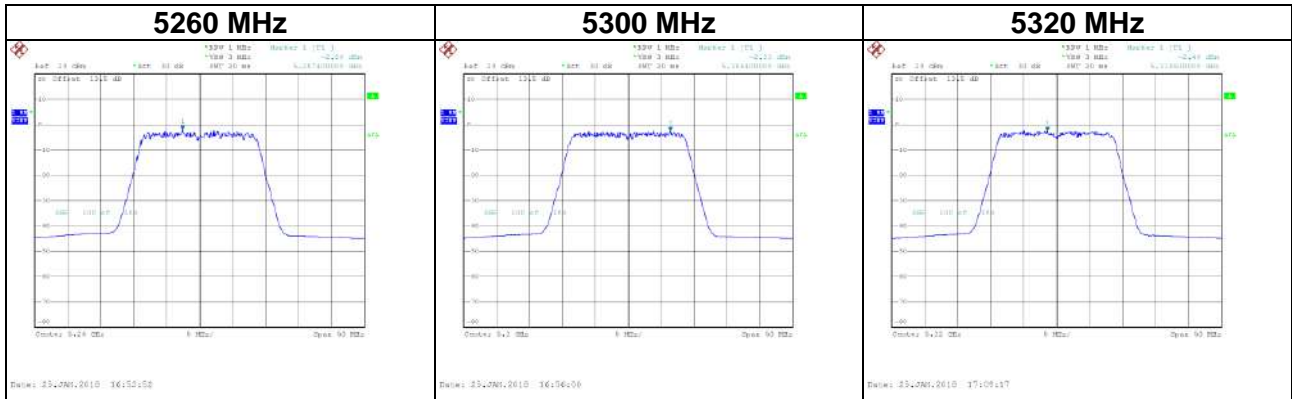
**Test Mode: UNII-2A/TX N20 Mode\_CH52/CH60/CH64\_ANT 1**

Channel	Frequency (MHz)	Power Density (dBm/MHz)	Duty Factor	Power Density + Duty Factor (dBm/MHz)	Limit (dBm/MHz)
CH52	5260	-1.23	0.36	-0.87	11.00
CH60	5300	-1.33	0.36	-0.97	11.00
CH64	5320	-1.74	0.36	-1.38	11.00



**Test Mode: UNII-2A/TX N20 Mode\_CH52/CH60/CH64\_ANT 2**

Channel	Frequency (MHz)	Power Density (dBm/MHz)	Duty Factor	Power Density + Duty Factor (dBm/MHz)	Limit (dBm/MHz)
CH52	5260	-2.00	0.36	-1.64	11.00
CH60	5300	-2.33	0.36	-1.97	11.00
CH64	5320	-2.48	0.36	-2.12	11.00



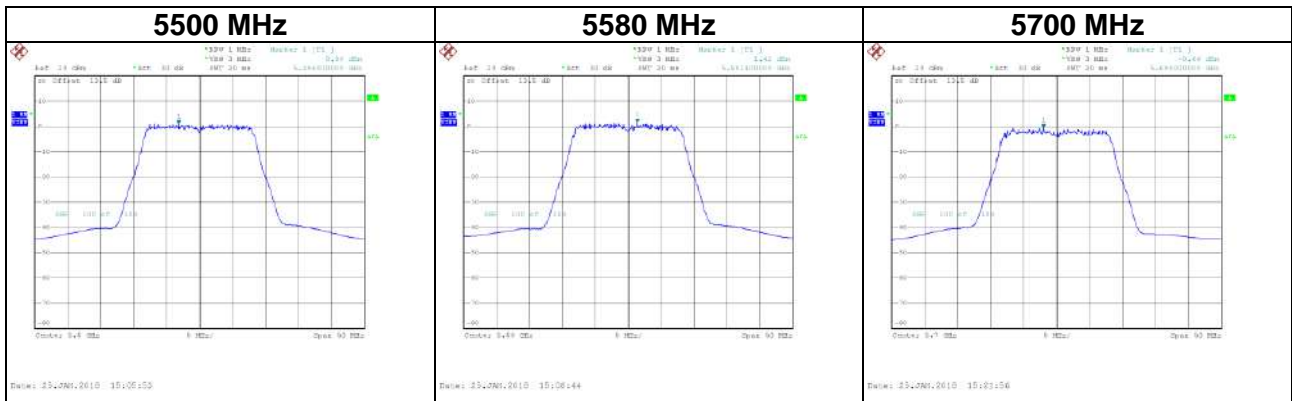
**Test Mode: UNII-2A/TX N20 Mode\_CH52/CH60/CH64\_Total**

Channel	Frequency (MHz)	Power Density (dBm/MHz)	Limit (dBm/MHz)
CH52	5260	1.41	11.00
CH60	5300	1.21	11.00
CH64	5320	0.92	11.00



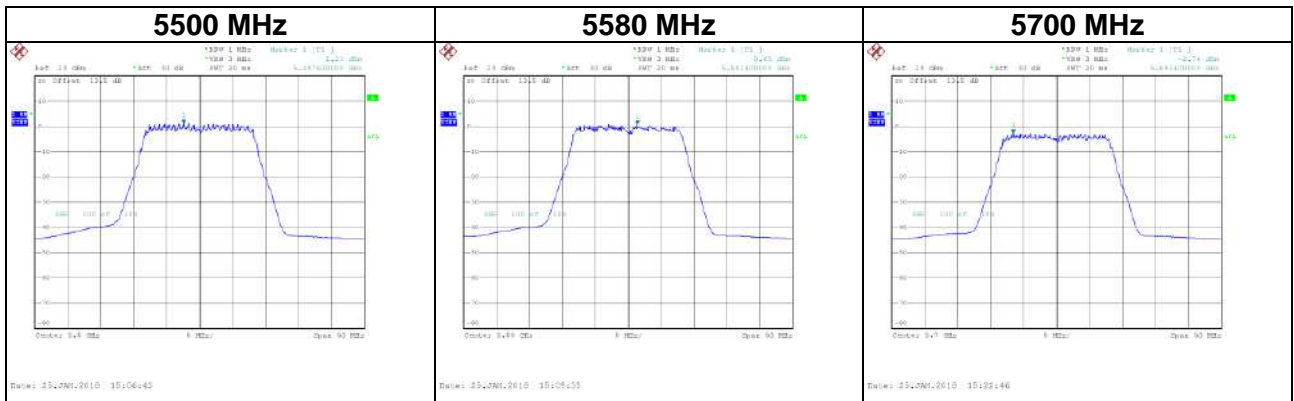
**Test Mode: UNII-2C/ TX A Mode\_CH100/CH116/CH140\_ANT 1**

Channel	Frequency (MHz)	Power Density (dBm/MHz)	Duty Factor	Power Density + Duty Factor (dBm/MHz)	Limit (dBm/MHz)
CH100	5500	0.90	0.36	1.26	11.00
CH116	5580	1.42	0.36	1.78	11.00
CH140	5700	-0.66	0.36	-0.30	11.00



**Test Mode: UNII-2C/ TX A Mode\_CH100/CH116/CH140\_ANT 2**

Channel	Frequency (MHz)	Power Density (dBm/MHz)	Duty Factor	Power Density + Duty Factor (dBm/MHz)	Limit (dBm/MHz)
CH100	5500	1.23	0.36	1.59	11.00
CH116	5580	0.65	0.36	1.01	11.00
CH140	5700	-2.74	0.36	-2.38	11.00

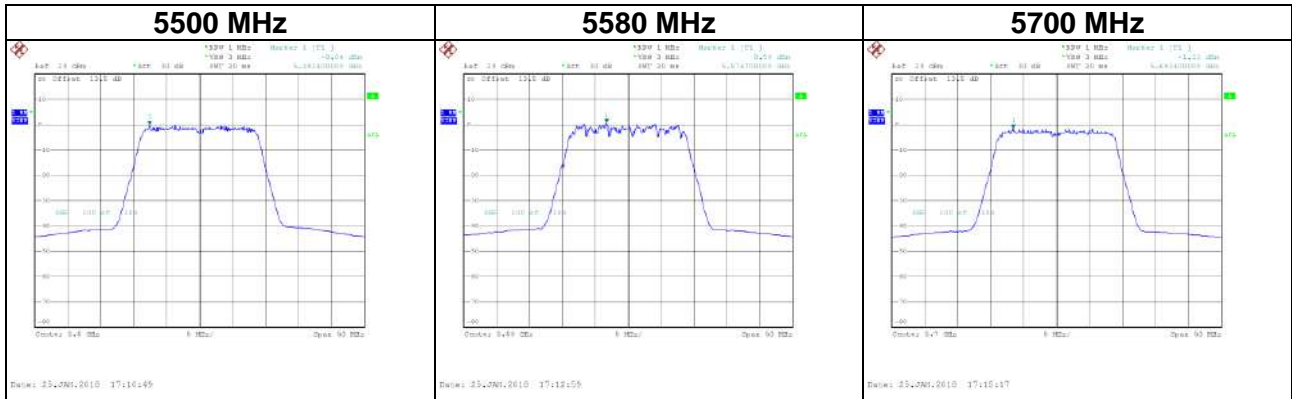


**Test Mode: UNII-2C/ TX A Mode\_CH100/CH116/CH140\_Total**

Channel	Frequency (MHz)	Power Density (dBm/MHz)	Limit (dBm/MHz)
CH100	5500	4.08	11.00
CH116	5580	4.06	11.00
CH140	5700	1.43	11.00

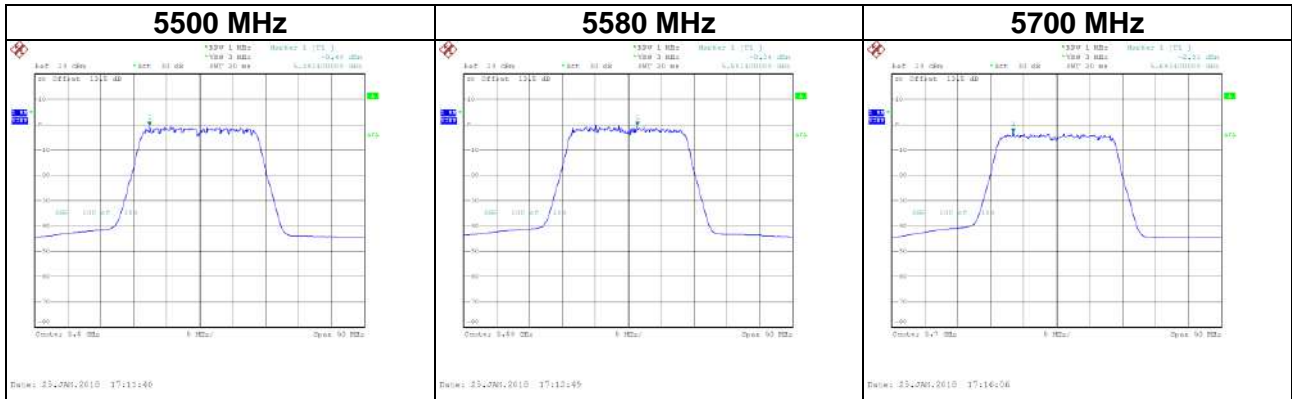
**Test Mode: UNII-2C/TX N20 Mode\_CH100/CH116/CH140\_ANT 1**

Channel	Frequency (MHz)	Power Density (dBm/MHz)	Duty Factor	Power Density + Duty Factor (dBm/MHz)	Limit (dBm/MHz)
CH100	5500	-0.04	0.36	0.32	11.00
CH116	5580	0.58	0.36	0.94	11.00
CH140	5700	-1.33	0.36	-0.97	11.00



**Test Mode: UNII-2C/TX N20 Mode\_CH100/CH116/CH140\_ANT 2**

Channel	Frequency (MHz)	Power Density (dBm/MHz)	Duty Factor	Power Density + Duty Factor (dBm/MHz)	Limit (dBm/MHz)
CH100	5500	-0.40	0.36	-0.04	11.00
CH116	5580	-0.34	0.36	0.02	11.00
CH140	5700	-2.91	0.36	-2.55	11.00

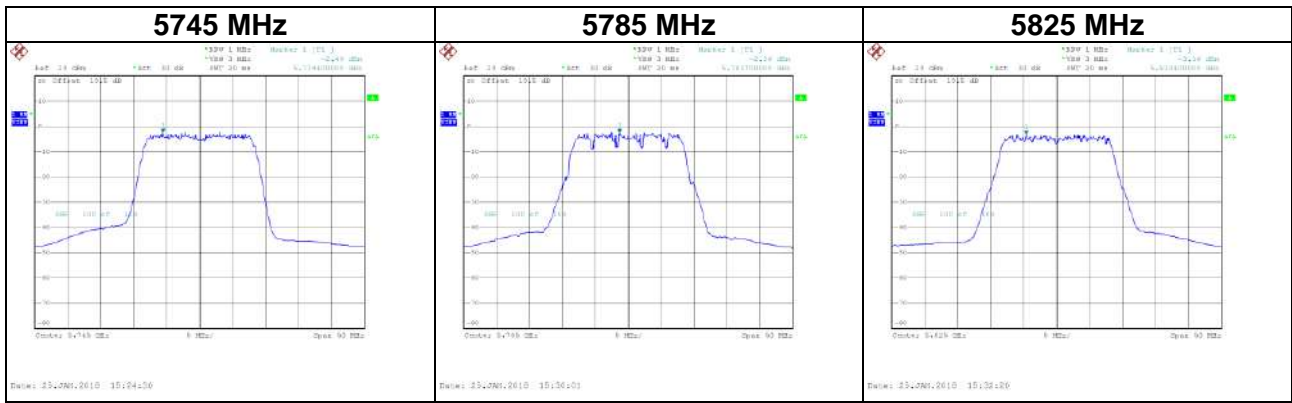


**Test Mode: UNII-2C/TX N20 Mode\_CH100/CH116/CH140\_Total**

Channel	Frequency (MHz)	Power Density (dBm/MHz)	Limit (dBm/MHz)
CH100	5500	2.79	11.00
CH116	5580	3.15	11.00
CH140	5700	0.96	11.00

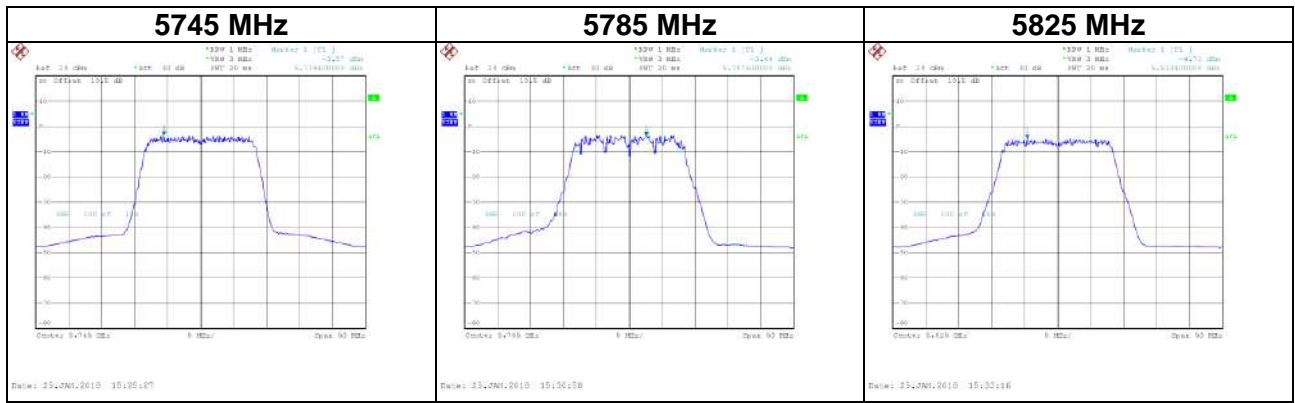
**Test Mode: UNII-3/TX A Mode\_CH149/CH157/CH165\_ANT 1**

Channel	Frequency (MHz)	Power Density (dBm/500kHz)	Duty Factor	Power Density + Duty Factor (dBm/500kHz)	Limit (dBm/500kHz)
CH149	5745	-2.49	0.36	-2.13	30.00
CH157	5785	-2.36	0.36	-2.00	30.00
CH165	5825	-3.16	0.36	-2.80	30.00



**Test Mode: UNII-3/TX A Mode\_CH149/CH157/CH165\_ANT 2**

Channel	Frequency (MHz)	Power Density (dBm/500kHz)	Duty Factor	Power Density + Duty Factor (dBm/500kHz)	Limit (dBm/500kHz)
CH149	5745	-3.57	0.36	-3.21	30.00
CH157	5785	-3.64	0.36	-3.28	30.00
CH165	5825	-4.73	0.36	-4.37	30.00



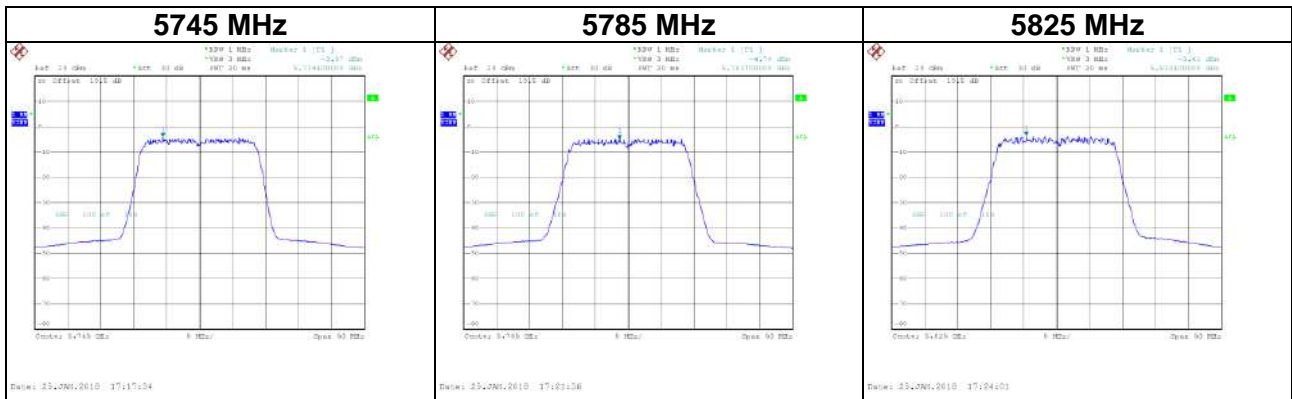


**Test Mode: UNII-3/TX A Mode\_CH149/CH157/CH165\_Total**

Channel	Frequency (MHz)	Power Density (dBm/500kHz)	Limit (dBm/500kHz)
CH149	5745	0.01	30.00
CH157	5785	0.06	30.00
CH165	5825	-0.86	30.00

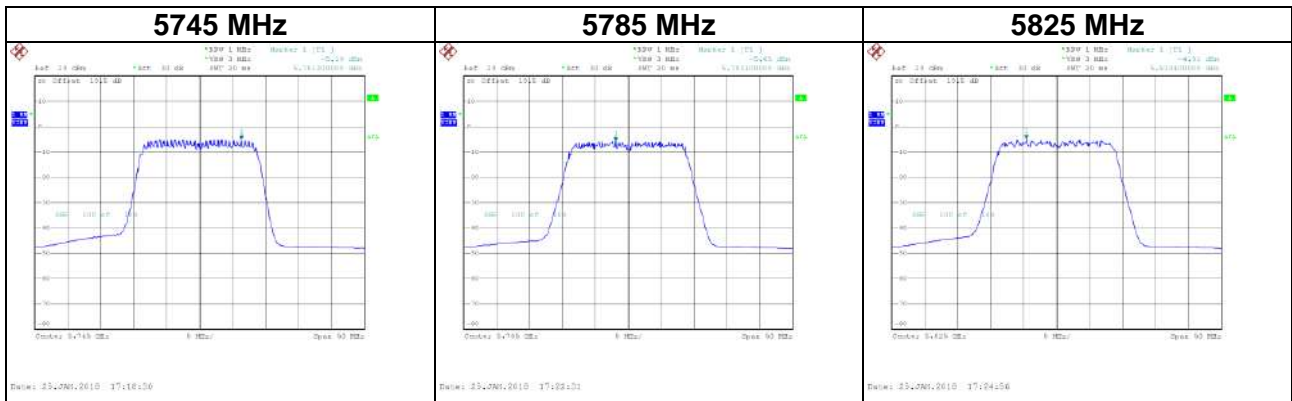
**Test Mode: UNII-3/ TX N20 Mode\_CH149/CH157/CH165\_ANT 1**

Channel	Frequency (MHz)	Power Density (dBm/500kHz)	Duty Factor	Power Density + Duty Factor (dBm/500kHz)	Limit (dBm/500kHz)
CH149	5745	-3.97	0.36	-3.61	30.00
CH157	5785	-4.70	0.36	-4.34	30.00
CH165	5825	-3.61	0.36	-3.25	30.00



**Test Mode: UNII-3/ TX N20 Mode\_CH149/CH157/CH165\_ANT 2**

Channel	Frequency (MHz)	Power Density (dBm/500kHz)	Duty Factor	Power Density + Duty Factor (dBm/500kHz)	Limit (dBm/500kHz)
CH149	5745	-5.19	0.36	-4.83	30.00
CH157	5785	-5.65	0.36	-5.29	30.00
CH165	5825	-4.91	0.36	-4.55	30.00



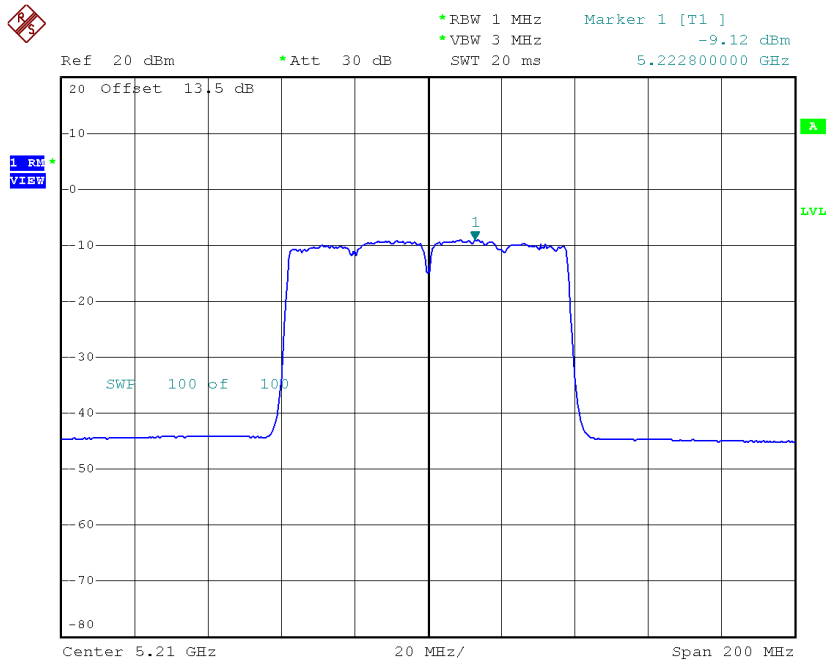
**Test Mode: UNII-3/ TX N20 Mode\_CH149/CH157/CH165\_Total**

Channel	Frequency (MHz)	Power Density (dBm/500kHz)	Limit (dBm/500kHz)
CH149	5745	-1.53	30.00
CH157	5785	-2.14	30.00
CH165	5825	-1.20	30.00

**Test Mode: UNII-1/TX AC80 Mode\_CH42\_ANT 1**

Channel	Frequency (MHz)	Power Density (dBm/MHz)	Duty Factor	Power Density + Duty Factor (dBm/MHz)	Limit (dBm/MHz)
CH42	5210	-9.12	0.65	-8.47	17.00

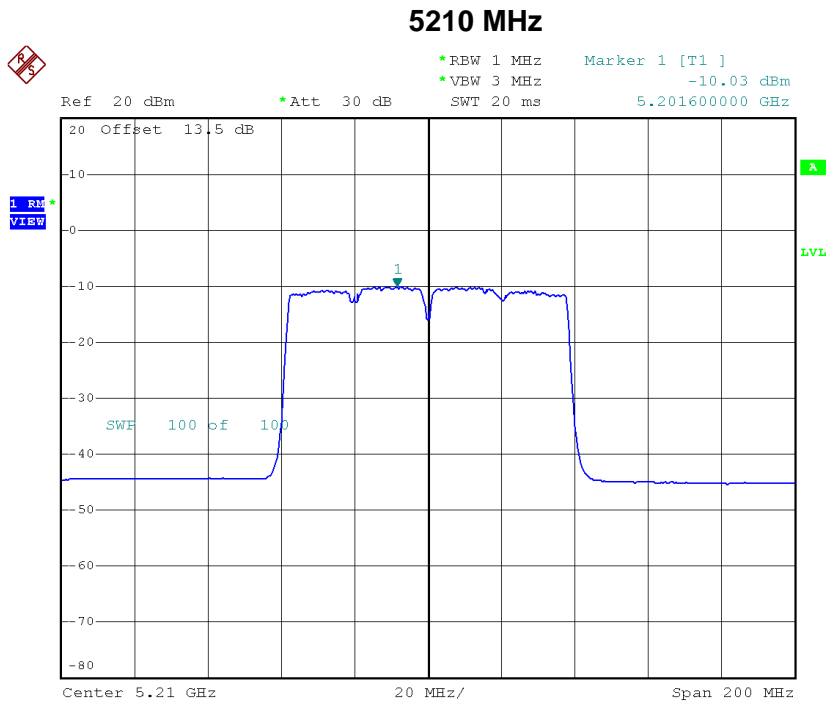
**5210 MHz**



Date: 25.JAN.2018 19:07:41

**Test Mode: UNII-1/TX AC80 Mode\_CH42\_ANT 2**

Channel	Frequency (MHz)	Power Density (dBm/MHz)	Duty Factor	Power Density + Duty Factor (dBm/MHz)	Limit (dBm/MHz)
CH42	5210	-10.03	0.65	-9.38	17.00



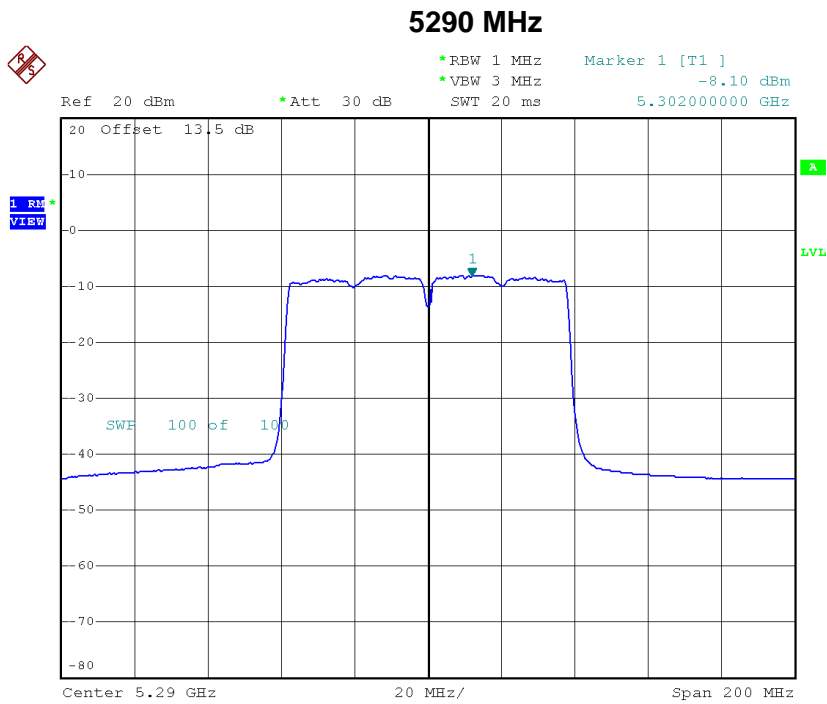
Date: 25.JAN.2018 19:08:45

**Test Mode: UNII-1/TX AC80 Mode\_CH42\_Total**

Channel	Frequency (MHz)	Power Density (dBm/MHz)	Limit (dBm/MHz)
CH42	5210	-6.54	17.00

**Test Mode: UNII-2A/TX AC80 Mode\_CH58\_ANT 1**

Channel	Frequency (MHz)	Power Density (dBm/MHz)	Duty Factor	Power Density + Duty Factor (dBm/MHz)	Limit (dBm/MHz)
CH58	5290	-8.10	0.65	-7.45	11.00



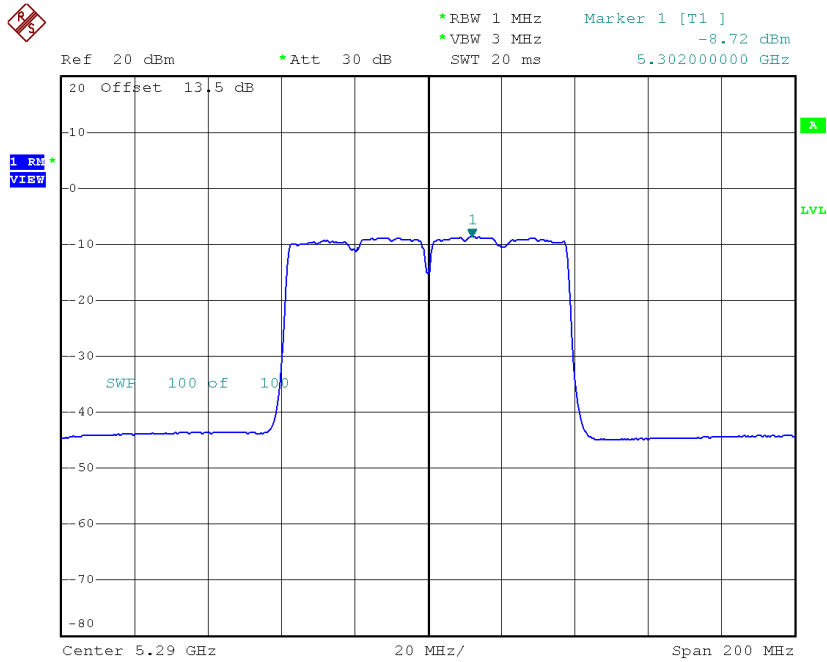
Date: 25.JAN.2018 19:10:41



**Test Mode: UNII-2A/TX AC80 Mode\_CH58\_ANT 2**

Channel	Frequency (MHz)	Power Density (dBm/MHz)	Duty Factor	Power Density + Duty Factor (dBm/MHz)	Limit (dBm/MHz)
CH58	5290	-8.72	0.65	-8.07	11.00

**5290 MHz**



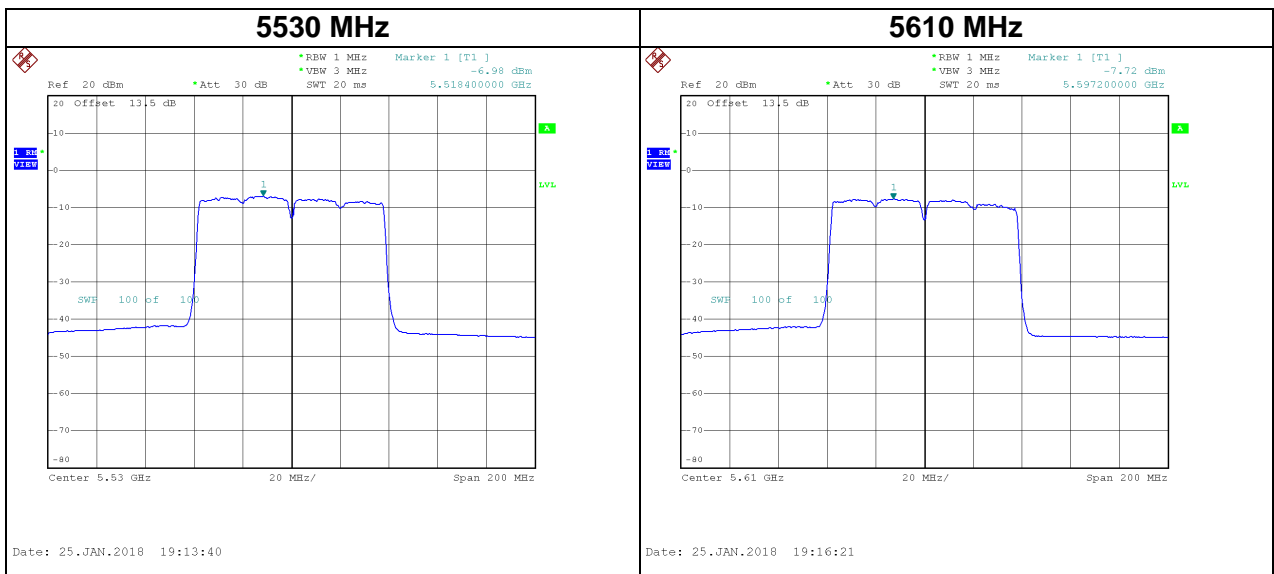
Date: 25.JAN.2018 19:11:48

**Test Mode: UNII-2A/TX AC80 Mode\_CH58\_Total**

Channel	Frequency (MHz)	Power Density (dBm/MHz)	Limit (dBm/MHz)
CH58	5290	-5.39	11.00

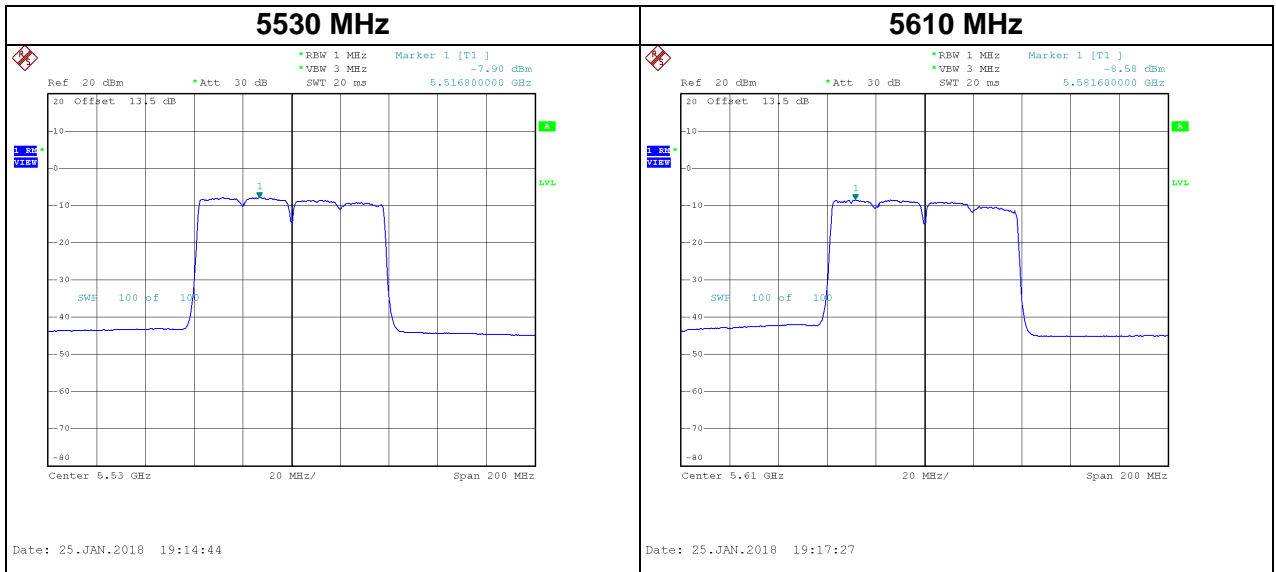
**Test Mode: UNII-2C/TX AC80 Mode\_CH106/CH122\_ANT 1**

Channel	Frequency (MHz)	Power Density (dBm/MHz)	Duty Factor	Power Density + Duty Factor (dBm/MHz)	Limit (dBm/MHz)
CH106	5530	-6.98	0.65	-6.33	11.00
CH122	5610	-7.72	0.65	-7.07	11.00



**Test Mode: UNII-2C/TX AC80 Mode\_CH106/CH122\_ANT 2**

Channel	Frequency (MHz)	Power Density (dBm/MHz)	Duty Factor	Power Density + Duty Factor (dBm/MHz)	Limit (dBm/MHz)
CH106	5530	-7.90	0.65	-7.25	11.00
CH122	5610	-8.58	0.65	-7.93	11.00



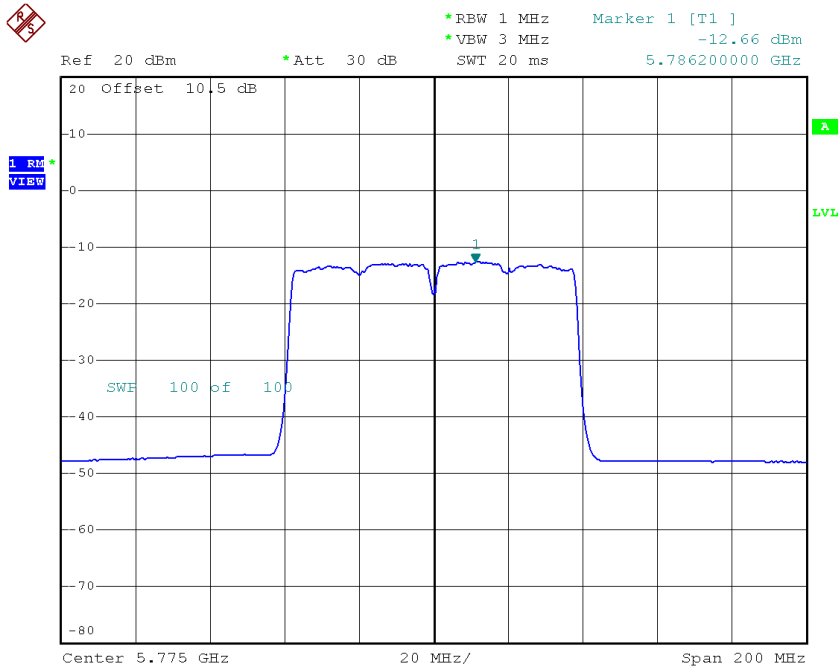
**Test Mode: UNII-2C/TX AC80 Mode\_CH106/CH122\_Total**

Channel	Frequency (MHz)	Power Density (dBm/MHz)	Limit (dBm/MHz)
CH106	5530	-4.41	11.00
CH122	5610	-5.12	11.00

**Test Mode: UNII-3/ TX AC80 Mode\_CH155\_ANT 1**

Channel	Frequency (MHz)	Power Density (dBm/500kHz)	Duty Factor	Power Density + Duty Factor (dBm/500kHz)	Limit (dBm/500kHz)
CH155	5775	-12.66	0.65	-12.01	30.00

**5775 MHz**

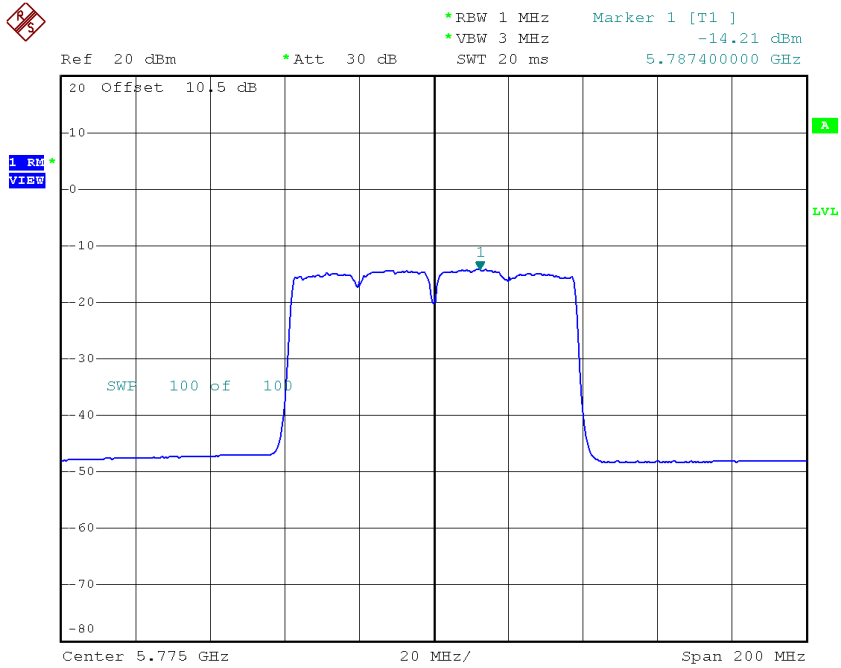


Date: 25.JAN.2018 19:19:33

**Test Mode: UNII-3/ TX AC80 Mode\_CH155\_ANT 2**

Channel	Frequency (MHz)	Power Density (dBm/500kHz)	Duty Factor	Power Density + Duty Factor (dBm/500kHz)	Limit (dBm/500kHz)
CH155	5775	-14.21	0.65	-13.56	30.00

**5775 MHz**



Date: 25.JAN.2018 19:20:36

**Test Mode: UNII-3/ TX AC80 Mode\_CH155\_Total**

Channel	Frequency (MHz)	Power Density (dBm/500kHz)	Limit (dBm/500kHz)
CH155	5775	-10.36	30.00



## APPENDIX H - FREQUENCY STABILITY

<b>Test Mode:</b>	<b>UNII-1</b>
-------------------	---------------

**Voltage vs. Frequency Stability**

Voltage	Measurement Frequency (MHz)
(V)	5180.0000
132	5180.0208
120	5180.0208
108	5180.0208
Max. Deviation (MHz)	0.0208
Max. Deviation (ppm)	4.0154

**Temperature vs. Frequency Stability**

Voltage	Measurement Frequency (MHz)
(°C)	5180.0000
0	5180.0216
10	5180.0216
20	5180.0220
30	5180.0220
40	5180.0220
50	5180.0212
Max. Deviation (MHz)	0.0220
Max. Deviation (ppm)	4.2471

<b>Test Mode:</b>	<b>UNII-2A</b>
-------------------	----------------

**Voltage vs. Frequency Stability**

Voltage	Measurement Frequency (MHz)
(V)	5260.0000
132	5260.0228
120	5260.0228
108	5260.0232
Max. Deviation (MHz)	0.0232
Max. Deviation (ppm)	4.4106

**Temperature vs. Frequency Stability**

Voltage	Measurement Frequency (MHz)
(°C)	5260.0000
0	5260.0236
10	5260.0236
20	5260.0236
30	5260.0236
40	5260.0236
50	5260.0236
Max. Deviation (MHz)	0.0236
Max. Deviation (ppm)	4.4867

<b>Test Mode:</b>	<b>UNII-2C</b>
-------------------	----------------

**Voltage vs. Frequency Stability**

Voltage	Measurement Frequency (MHz)
(V)	5500.0000
132	5500.0268
120	5500.0268
108	5500.0268
Max. Deviation (MHz)	0.0268
Max. Deviation (ppm)	4.8727

**Temperature vs. Frequency Stability**

Voltage	Measurement Frequency (MHz)
(°C)	5500.0000
0	5500.0276
10	5500.0276
20	5500.0280
30	5500.0280
40	5500.0284
50	5500.0272
Max. Deviation (MHz)	0.0284
Max. Deviation (ppm)	5.1636

<b>Test Mode:</b>	<b>UNII-3</b>
-------------------	---------------

**Voltage vs. Frequency Stability**

Voltage	Measurement Frequency (MHz)
(V)	5745.0000
132	5745.0316
120	5745.0316
108	5745.0320
Max. Deviation (MHz)	0.0320
Max. Deviation (ppm)	5.5701

**Temperature vs. Frequency Stability**

Voltage	Measurement Frequency (MHz)
(°C)	5745.0000
0	5745.0324
10	5745.0324
20	5745.0328
30	5745.0324
40	5745.0328
50	5745.0320
Max. Deviation (MHz)	0.0328
Max. Deviation (ppm)	5.7093

**End of Test Report**