

EMR corp.

SERVICE MANUAL

HUHF 800-40 SERIES
850-875 MHz AMPS

EMR Corp. - 22402 N. 19th Ave. - Phoenix, Az. 85027
Tel: 623/581/2875 1/800/796/2875
Email: info@emrcorp.com <http://www.emrcorp.com>



Table of Contents

PAGE

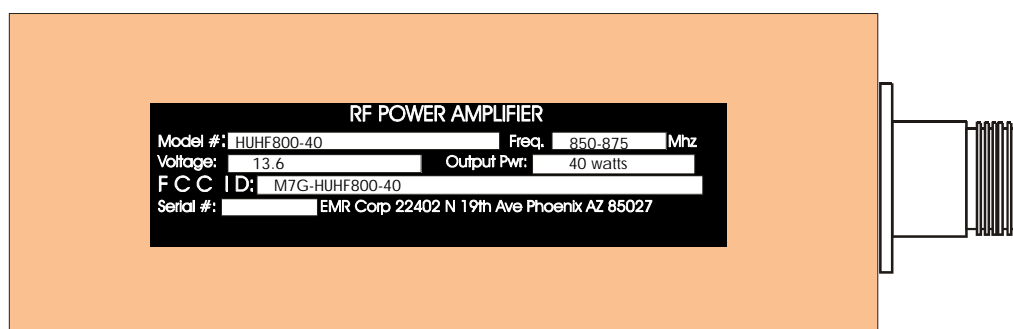
PRODUCT DESCRIPTION.....	2
GENERAL SPECIFICATIONS.....	3
CIRCUIT DESCRIPTIONS.....	4
SCHEMATICS.....	5
PARTS LIST.....	6
WARRANTY INFORMATION.....	7

The HUHf 800-40 Series of EMR amplifiers are intended for use in commercial communications systems. Applications include cellular, SMR trunking and data systems. They will cover the frequency range extending from 850 MHz to 875 MHz.

For operator convenience, views of the Amplifier are presented here..



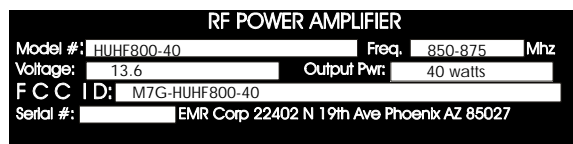
FCC Certification
Label Placement



PRODUCT DESCRIPTION

FREQUENCY RANGE:	850 - 875 MHz
OPERATING MODE:	FM
USAGE:	Single Channel Systems
MODEL #:	HUHF 800-40
OUTPUT POWER:	40 WATTS
OPERATING TEMPERATURE RANGE:	-20 to +60 Deg. C
OPERATING VOLTAGE:	+13.6 VDC / 8 amps
DUTY CYCLE:	100%
HARMONIC ATTENUATION:	Meets FCC Certification
OPTIONS:	EMR Amplifiers are available With several mechanical mounting options and in Various configurations. (Specified at time of order.)

FCC
Certification
LABEL



GENERAL SPECIFICATIONS

The HUF 800-40 Series power amplifier is a self-contained rack mountable unit capable of up to 40 watts of class c output power, with built in cooling circuitry and power reduction capability. The input signal is amplified by a power module capable of producing 14 watts. It is then split and amplified by the output amplifiers and recombined with a Wilkinson combiner. Finally, it is filtered by a seven element low pass filter.

CIRCUIT DESCRIPTIONS

40 WATT SMR AMP
Bill of Materials Aug. 1, 2000

ITEM	QUANTITY	REFERENCE	PART
------	----------	-----------	------

1	2	C1,C8	4.3PF
2	2	C2, C3	47PF
3	1	C4	.01UF
4	1	C5	2.2UF
5	3	C6,C12,C23	13PF
6	2	C7,C13	3PF
7	2	C9,C21	2.2PF
8	2	C10,C11	22PF
9	1	C14	15PF
10	1	C15	6.8PF
11	1	C16	270PF
12	1	C17	100PF
13	1	C18	10PF
14	2	C19,C20	18PF
15	1	C22	150PF
16	2	J1,J2	TYPE N
17	1	L1	3.5T
18	3	L2,L3,L4	12NH
19	4	L5,L7,L8,L9	4.5T
20	1	L6	VK/4B
21	1	Q1	MRF847
22	1	Q2	MRF842
23	2	R1,R2	20
24	4	Z1,Z2,Z3,Z4	u-STRIP

PARTS LIST

EMR Corporation, hereinafter called EMR, warrants that all equipment of its manufacture shall be free from defects in design, materials and workmanship for a period of 12 months from date of shipments unless otherwise covered by special warranty. If any such product, entirely or in part, fails to produce the performance set forth in the brochures, quotations or literature provided by EMR, such product will be replaced or repaired at EMR's expense provided that the failure was not the result of alteration, misuse, tampering, misapplication, shipping damage or vandalism. If a product failure is found to be the fault of EMR, costs of transportation to the EMR factory and return will be born by EMR. Should EMR supply components not of its own manufacture, but specified by a customer, the warranty shall reflect the original manufactures warranty, only.

It is understood that this statement constitutes EMR's entire and only warranty, there being no other warrantees expressed or implied in law or in fact, including implied warrantees of fitness. In no event shall EMR be liable for damages either direct or consequential, that may be occasioned by any defect in materials, workmanship or product support.

For service on this amplifier, contact:

EMR Corporation
22402 N. 19th Avenue
Phoenix, Arizona 85021
Tel: 623/581/2875 800/796/2875
E-mail: info@emrcorp.com
<http://www.emrcorp.com>
FAX: 623/582/9499

WARRANTY INFORMATION