

FCC PART 15.247  
TEST REPORT

For

**Hena Digital Technology (Shenzhen) Co., Ltd.**

3F, South Tower, Jiuzhou Electric Building, Southern No. 12Rd High-tech Industrial Park,  
Nanshan District, Shenzhen, China

**FCC ID: M7C-PAD11641IWL**

|   |                                 |
|---|---------------------------------|
| <b>Report Type:</b><br>Original Report  | <b>Product Type:</b><br>Netbook |
| <b>Test Engineer:</b> Rocky Xiao  | <i>Rocky Xiao</i>               |
| <b>Report Number:</b> RDG160308003-00C  |                                 |
| <b>Report Date:</b> 2016-03-25  |                                 |
| <b>Reviewed By:</b> Dean Liu<br>RF Engineer   | <i>Dean Liu</i>                 |
| <b>Test Laboratory:</b> Bay Area Compliance Laboratories Corp. (Dongguan)<br>No.69 Pulongcun, Puxinhu Industrial Zone,<br>Tangxia, Dongguan, Guangdong, China<br>Tel: +86-769-86858888<br>Fax: +86-769-86858891<br><a href="http://www.baclcorp.com.cn">www.baclcorp.com.cn</a> |                                 |

**Note:** This test report is prepared for the customer shown above and for the device described herein. It may not be duplicated or used in part without prior written consent from Bay Area Compliance Laboratories Corp. (Dongguan).

**TABLE OF CONTENTS**

**GENERAL INFORMATION.....4**

    PRODUCT DESCRIPTION FOR EQUIPMENT UNDER TEST (EUT).....4

    OBJECTIVE.....4

    RELATED SUBMITTAL(S)/GRANT(S).....4

    TEST METHODOLOGY.....4

    TEST FACILITY.....4

**SYSTEM TEST CONFIGURATION.....5**

    DESCRIPTION OF TEST CONFIGURATION.....5

    EQUIPMENT MODIFICATIONS.....5

    EUT EXERCISE SOFTWARE.....6

    SUPPORT EQUIPMENT LIST AND DETAILS.....6

    EXTERNAL CABLE.....6

    BLOCK DIAGRAM OF TEST SETUP.....7

**SUMMARY OF TEST RESULTS.....8**

**FCC §15.247 (i) & §1.1310 & §2.1093- RF EXPOSURE.....9**

    APPLICABLE STANDARD.....9

**FCC §15.203 - ANTENNA REQUIREMENT.....10**

    APPLICABLE STANDARD.....10

    ANTENNA CONNECTOR CONSTRUCTION.....10

**FCC §15.207 (a) – AC LINE CONDUCTED EMISSIONS.....11**

    APPLICABLE STANDARD.....11

    MEASUREMENT UNCERTAINTY.....11

    EUT SETUP.....11

    EMI TEST RECEIVER SETUP.....12

    TEST PROCEDURE.....12

    CORRECTED AMPLITUDE & MARGIN CALCULATION.....12

    TEST EQUIPMENT LIST AND DETAILS.....13

    TEST RESULTS SUMMARY.....13

    TEST DATA.....13

**FCC §15.209, §15.205 & §15.247(d) - SPURIOUS EMISSIONS.....18**

    APPLICABLE STANDARD.....18

    MEASUREMENT UNCERTAINTY.....18

    EUT SETUP.....18

    EMI TEST RECEIVER & SPECTRUM ANALYZER SETUP.....19

    TEST PROCEDURE.....19

    CORRECTED AMPLITUDE & MARGIN CALCULATION.....20

    TEST EQUIPMENT LIST AND DETAILS.....20

    TEST RESULTS SUMMARY.....20

    TEST DATA.....20

**FCC §15.247(a) (2) – 6 dB EMISSION BANDWIDTH.....34**

    APPLICABLE STANDARD.....34

    TEST PROCEDURE.....34

    TEST EQUIPMENT LIST AND DETAILS.....34

    TEST DATA.....34

**FCC §15.247(b) (3) - MAXIMUM CONDUCTED OUTPUT POWER.....43**

APPLICABLE STANDARD .....43  
TEST PROCEDURE .....43  
TEST EQUIPMENT LIST AND DETAILS.....43  
TEST DATA .....43

**FCC §15.247(d) – 100 kHz BANDWIDTH OF FREQUENCY BAND EDGE.....45**  
APPLICABLE STANDARD .....45  
TEST PROCEDURE .....45  
TEST EQUIPMENT LIST AND DETAILS.....45  
TEST DATA .....45

**FCC §15.247(e) - POWER SPECTRAL DENSITY .....51**  
APPLICABLE STANDARD .....51  
TEST PROCEDURE .....51  
TEST EQUIPMENT LIST AND DETAILS.....51  
TEST DATA .....51

**DECLARATION LETTER.....60**



## GENERAL INFORMATION

---

### Product Description for Equipment under Test (EUT)

The *Hena Digital Technology (Shenzhen) Co., Ltd.*'s product, model number: *PAD11641iWL* (FCC ID: *M7C-PAD11641IWL*) (the "EUT") in this report was a *Netbook*, which was measured approximately: 24 cm (L) x 20cm (W) x 1.9 cm (H), rated input voltage: DC3.7V rechargeable Li-ion battery or DC5.0V charging from adapter.

Adapter information:

Model: TEKA018-0502500UK

Input: AC100-240V, 50/60 Hz, 0.5A

Output: DC5.0V, 2.5A

*Note: The series product, models PAD11641iWL, CB116, VB116, GB116, DB116, QB116, SB116, KB116, EB116 are electrically identical, the differences between them is model name, we selected PAD11641iWL for fully testing, the details was explained in the attached declaration letter.*

*All measurement and test data in this report was gathered from production sample serial number: 1600308003 (Assigned by BACL, Dongguan). The EUT was received on 2016-03-08.*

### Objective

This report is prepared on behalf of *Hena Digital Technology (Shenzhen) Co., Ltd.* in accordance with Part 2, Subpart J, Part 15, Subparts A, B and C of the Federal Communications Commission's rules

The tests were performed in order to determine the compliance of the EUT with FCC Part 15-Subpart C, section 15.203, 15.205, 15.207, 15.209 and 15.247 rules.

### Related Submittal(s)/Grant(s)

FCC Part 15B JBC submissions with FCC ID: M7C-PAD11641IWL.

FCC Part 15.247 DSS submissions with FCC ID: M7C-PAD11641IWL.

### Test Methodology

All measurements contained in this report were conducted with ANSI C63.10-2013, American National Standard of Procedures for Compliance Testing of Unlicensed Wireless Devices.

All emissions measurement was performed and Bay Area Compliance Laboratories Corp. (Dongguan).

### Test Facility

The Test site used by Bay Area Compliance Laboratories Corp. (Dongguan) to collect test data is located on the No.69 Pulongcun, Puxinhu Industrial Zone, Tangxia, Dongguan, Guangdong, China

Test site at Bay Area Compliance Laboratories Corp. (Dongguan) has been fully described in reports submitted to the Federal Communications Commission (FCC). The details of these reports have been found to be in compliance with the requirements of Section 2.948 of the FCC Rules on February 06, 2015.

The Federal Communications Commission has the reports on file and is listed under FCC Registration No.: 273710. The test site has been approved by the FCC for public use and is listed in the FCC Public Access Link (PAL) database.

## SYSTEM TEST CONFIGURATION

### Description of Test Configuration

The system was configured for testing in testing mode, which was provided by manufacturer. For 2.4GHz band, 11 channels are provided to testing:

| Channel | Frequency (MHz) | Channel | Frequency (MHz) |
|---------|-----------------|---------|-----------------|
| 1       | 2412            | 7       | 2442            |
| 2       | 2417            | 8       | 2447            |
| 3       | 2422            | 9       | 2452            |
| 4       | 2427            | 10      | 2457            |
| 5       | 2432            | 11      | 2462            |
| 6       | 2437            | /       | /               |

For 802.11b, 802.11g, and 802.11n ht20 modes were tested with channel 1, 6 and 11. For 802.11n ht40 mode were tested with Channel 3, 6 and 9.

For Bluetooth LE mode, 40 channels are provided for testing:

| Channel | Frequency (MHz) | Channel | Frequency (MHz) |
|---------|-----------------|---------|-----------------|
| 0       | 2402            | 20      | 2442            |
| 1       | 2404            | ...     | ...             |
| ...     | ...             | ...     | ...             |
| ...     | ...             | ...     | ...             |
| ..      | ...             | 38      | 2478            |
| 19      | 2440            | 39      | 2480            |

EUT was tested with channel 0, 19 and 39.

The worst-case data rates are determined to be as follows for each mode based upon investigations by measuring the average power and PSD across all data rates bandwidths, and modulations.

### Equipment Modifications

No modification was made to the EUT tested.

## EUT Exercise Software

Software: MPTool was used in test, for Bluetooth LE mode, the software was used for switching test channels, the output power was configured as default value.

For Wlan, the worst condition (maximum power with 100% duty cycle) was setting by the software as following table:

| Test Mode       | Test Software Version | MPTool  |         |         |
|-----------------|-----------------------|---------|---------|---------|
|                 |                       |         |         |         |
| 802.11b         | Test Frequency        | 2412MHz | 2437MHz | 2462MHz |
|                 | Data Rate             | CCK1M   | CCK1M   | CCK1M   |
|                 | Power Level Setting   | 57      | 57      | 56      |
| 802.11g         | Test Frequency        | 2412MHz | 2437MHz | 2462MHz |
|                 | Data Rate             | OFDM6M  | OFDM6M  | OFDM6M  |
|                 | Power Level Setting   | 60      | 60      | 60      |
| 802.11n<br>ht20 | Test Frequency        | 2412MHz | 2437MHz | 2462MHz |
|                 | Data Rate             | MCS0    | MCS0    | MCS0    |
|                 | Power Level Setting   | 61      | 61      | 61      |
| 802.11n<br>ht40 | Test Frequency        | 2422MHz | 2437MHz | 2452MHz |
|                 | Data Rate             | MCS0    | MCS0    | MCS0    |
|                 | Power Level Setting   | 60      | 60      | 60      |

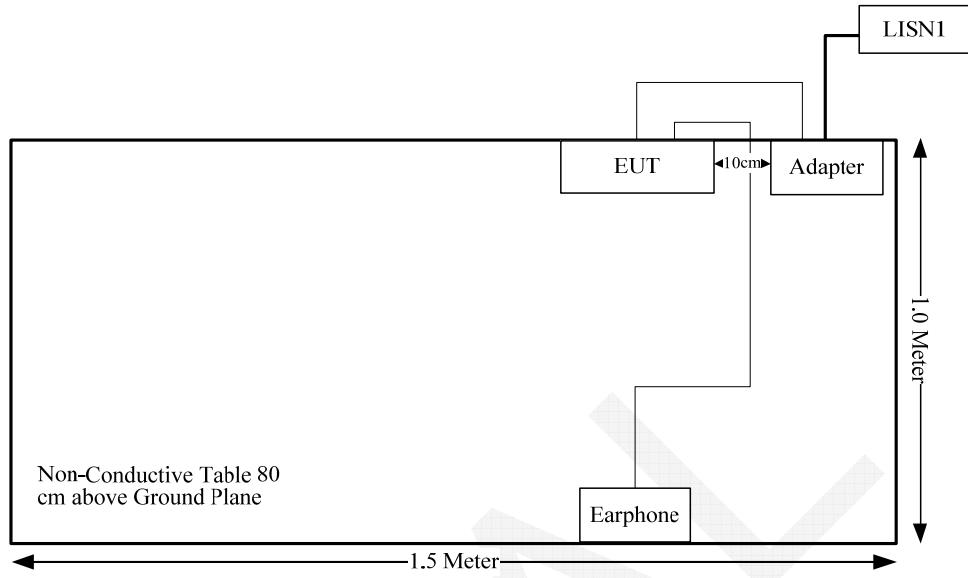
## Support Equipment List and Details

| Manufacturer | Description | Model | Serial Number |
|--------------|-------------|-------|---------------|
| /            | Earphone    | /     | /             |

## External Cable

| Cable Description | Shielding Type | Ferrite Core | Length (m) | From Port | To  |
|-------------------|----------------|--------------|------------|-----------|-----|
| DC Power Cable    | yes            | no           | 0.85       | Adater    | EUT |

### Block Diagram of Test Setup



**SUMMARY OF TEST RESULTS**

| <b>FCC Rules</b>                    | <b>Description of Test</b>               | <b>Result</b> |
|-------------------------------------|--|---------------|
| FCC §15.247 (i) & §1.1310 & §2.1093 | RF Exposure                              | Compliance    |
| §15.203                             | Antenna Requirement                      | Compliance    |
| §15.207 (a)                         | AC Line Conducted Emissions              | Compliance    |
| §15.247(d)                          | Spurious Emissions at Antenna Port       | Compliance    |
| §15.205, §15.209, §15.247(d)        | Spurious Emissions                       | Compliance    |
| §15.247 (a)(2)                      | 6 dB Emission Bandwidth                  | Compliance    |
| §15.247(b)(3)                       | Maximum conducted output power           | Compliance    |
| §15.247(d)                          | 100 kHz Bandwidth of Frequency Band Edge | Compliance    |
| §15.247(e)                          | Power Spectral Density                   | Compliance    |



**FCC §15.247 (i) & §1.1310 & §2.1093- RF EXPOSURE****Applicable Standard**

According to §15.247(i) and §1.1310, systems operating under the provisions of this section shall be operated in a manner that ensure that the public is not exposed to radio frequency energy level in excess of the Commission's guideline.

According to KDB447498 D01 General RF Exposure Guidance v06

The 1-g and 10-g SAR test exclusion thresholds for 100 MHz to 6 GHz at test separation distances  $\leq 50$  mm are determined by:

$[(\text{max. power of channel, including tune-up tolerance, mW})/(\text{min. test separation distance, mm})] \cdot [\sqrt{f(\text{GHz})}] \leq 3.0$  for 1-g SAR and  $\leq 7.5$  for 10-g extremity SAR, where

- $f(\text{GHz})$  is the RF channel transmit frequency in GHz
- Power and distance are rounded to the nearest mW and mm before calculation
- The result is rounded to one decimal place for comparison
- 3.0 and 7.5 are referred to as the numeric thresholds in the step 2 below

The test exclusions are applicable only when the minimum test separation distance is  $\leq 50$  mm and for transmission frequencies between 100 MHz and 6 GHz. When the minimum test separation distance is  $< 5$  mm, a distance of 5 mm according to 5) in section 4.1 is applied to determine SAR test exclusion.

**Measurement Result****Test result: Compliant**

The conducted power including tune-up tolerance for BLE is 8.9 dBm (7.76 mW).

$[(\text{max. power of channel, mW})/(\text{min. test separation distance, mm})][\sqrt{f(\text{GHz})}]$   
 $= 7.76/5 \cdot (\sqrt{2.480}) = 2.4 < 3.0$

So the stand-alone SAR evaluation for BLE is not necessary.

For Wi-Fi, please refer to the SAR report: RDG160308003-20.

## **FCC §15.203 - ANTENNA REQUIREMENT**

---

### **Applicable Standard**

According to § 15.203, an intentional radiator shall be designed to ensure that no antenna other than that furnished by the responsible party shall be used with the device. The use of a permanently attached antenna or of an antenna that uses a unique coupling to the intentional radiator shall be considered sufficient to comply with the provisions of this section. The manufacturer may design the unit so that a broken antenna can be replaced by the user, but the user of a standard antenna jack or electrical connector is prohibited. The structure and application of the EUT were analyzed to determine compliance with section §15.203 of the rules. §15.203 state that the subject device must meet the following criteria:

- a. Antenna must be permanently attached to the unit.
- b. Antenna must use a unique type of connector to attach to the EUT.

Unit must be professionally installed, and installer shall be responsible for verifying that the correct antenna is employed with the unit.

### **Antenna Connector Construction**

The EUT has one Internal antenna arrangement for WiFi/BT, and the antenna gain is 3.0 dBi, fulfill the requirement of this section. Please refer to the EUT photos.

**Result:** Compliance.

**FCC §15.207 (a) – AC LINE CONDUCTED EMISSIONS**

**Applicable Standard**

FCC§15.207

**Measurement Uncertainty**

Compliance or non-compliance with a disturbance limit shall be determined in the following manner:

If  $U_{lab}$  is less than or equal to  $U_{cispr}$  of Table 1, then:

- compliance is deemed to occur if no measured disturbance level exceeds the disturbance limit;
- non-compliance is deemed to occur if any measured disturbance level exceeds the disturbance limit.

If  $U_{lab}$  is greater than  $U_{cispr}$  of Table 1, then:

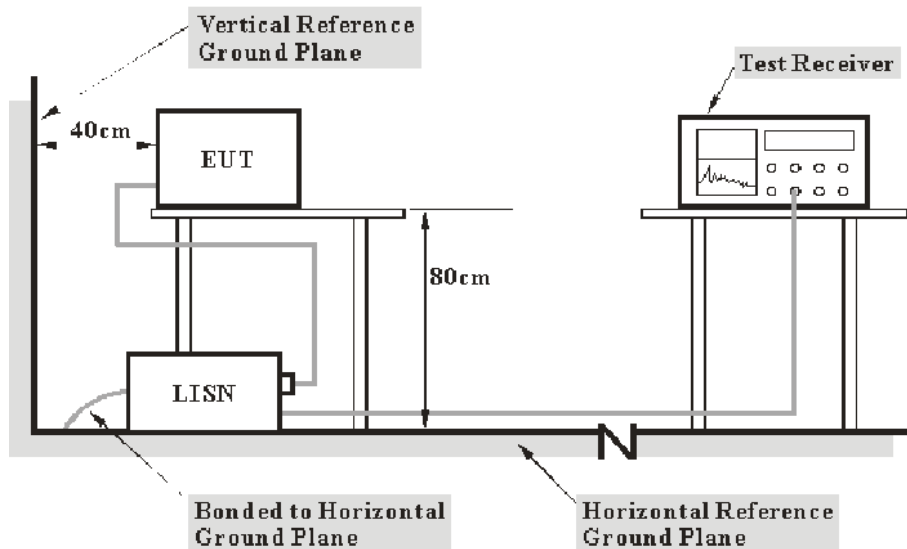
- compliance is deemed to occur if no measured disturbance level, increased by  $(U_{lab} - U_{cispr})$ , exceeds the disturbance limit;
- non-compliance is deemed to occur if any measured disturbance level, increased by  $(U_{lab} - U_{cispr})$ , exceeds the disturbance limit.

Based on CISPR 16-4-2-2011, measurement uncertainty of conducted disturbance at mains port using AMN at Bay Area Compliance Laboratories Corp. (Dongguan) is 3.12 dB (150 kHz to 30 MHz).

Table 1 – Values of  $U_{cispr}$

| Measurement   | $U_{cispr}$ |
|---|-------------|
| Conducted disturbance at mains port using AMN (150 kHz to 30 MHz) | 3.4 dB      |

**EUT Setup**



- Note: 1. Support units were connected to second LISN.  
 2. Both of LISNs (AMN) 80 cm from EUT and at the least 80 cm from other units and other metal planes support units.

The setup of EUT is according with per ANSI C63.10-2013 measurement procedure. The specification used was with the FCC Part 15.207 limits.

The spacing between the peripherals was 10 cm.

The adapter was connected to a 120 VAC/60 Hz power source

### EMI Test Receiver Setup

The EMI test receiver was set to investigate the spectrum from 150 kHz to 30 MHz.

During the conducted emission test, the EMI test receiver was set with the following configurations:

| Frequency Range  | IF B/W |
|------------------|--------|
| 150 kHz – 30 MHz | 9 kHz  |

### Test Procedure

During the conducted emission test, the adapter was connected to the first LISN.

Maximizing procedure was performed on the six (6) highest emissions of the EUT.

All data was recorded in the Quasi-peak and average detection mode.

### Corrected Amplitude & Margin Calculation

The basic equation is as follows:

$$V_C = V_R + A_C + VDF$$

$$C_f = A_C + VDF$$

Herein,

$V_C$  (cord. Reading): corrected voltage amplitude

$V_R$ : reading voltage amplitude

$A_C$ : attenuation caused by cable loss

VDF: voltage division factor of AMN

$C_f$ : Correction Factor

The “**Margin**” column of the following data tables indicates the degree of compliance within the applicable limit. For example, a margin of 7dB means the emission is 7dB below the maximum limit. The equation for margin calculation is as follows:

$$\text{Margin} = \text{Limit} - \text{Corrected Amplitude}$$

### Test Equipment List and Details

| Manufacturer | Description        | Model   | Serial Number | Calibration Date | Calibration Due Date |
|--------------|--------------------|---------|---------------|------------------|----------------------|
| R&S          | EMI Test Receiver  | ESCS 30 | 830245/006    | 2015-12-10       | 2016-12-09           |
| R&S          | L.I.S.N            | ESH2-Z5 | 892107/021    | 2015-07-16       | 2016-07-15           |
| R&S          | Two-line V-network | ENV 216 | 3560.6550.12  | 2015-11-26       | 2016-11-25           |
| N/A          | Coaxial Cable      | 1.8m    | N/A           | 2015-05-06       | 2016-05-06           |
| R&S          | Test Software      | EMC32   | Version8.53.0 | N/A              | N/A                  |

\* **Statement of Traceability:** Bay Area Compliance Laboratories Corp. (Dongguan) attests that all calibrations have been performed, traceable to National Primary Standards and International System of Units (SI).

### Test Results Summary

According to the recorded data in following table, the EUT complied with the FCC Part 15.207, with the worst margin reading of:

**13.4 dB at 0.495646 MHz** in the **Line** conducted mode for wifi

### Test Data

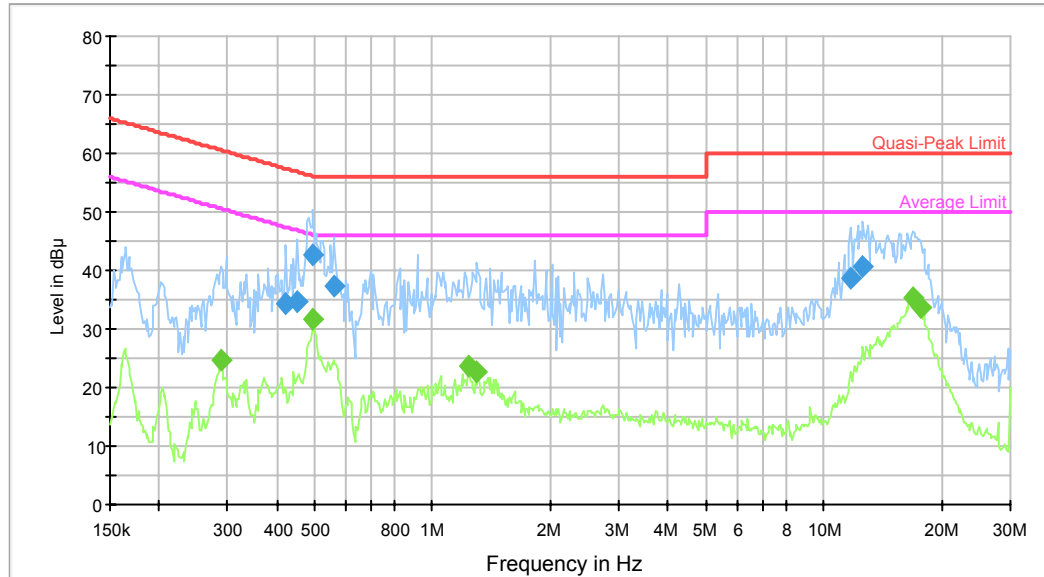
#### Environmental Conditions

|                           |           |
|---------------------------|-----------|
| <b>Temperature:</b>       | 21.2°C    |
| <b>Relative Humidity:</b> | 50 %      |
| <b>ATM Pressure:</b>      | 100.6 kPa |

*The testing was performed by Rocky Xiao on 2016-03-09.*

Test Mode: Transmitting (Wi-Fi)

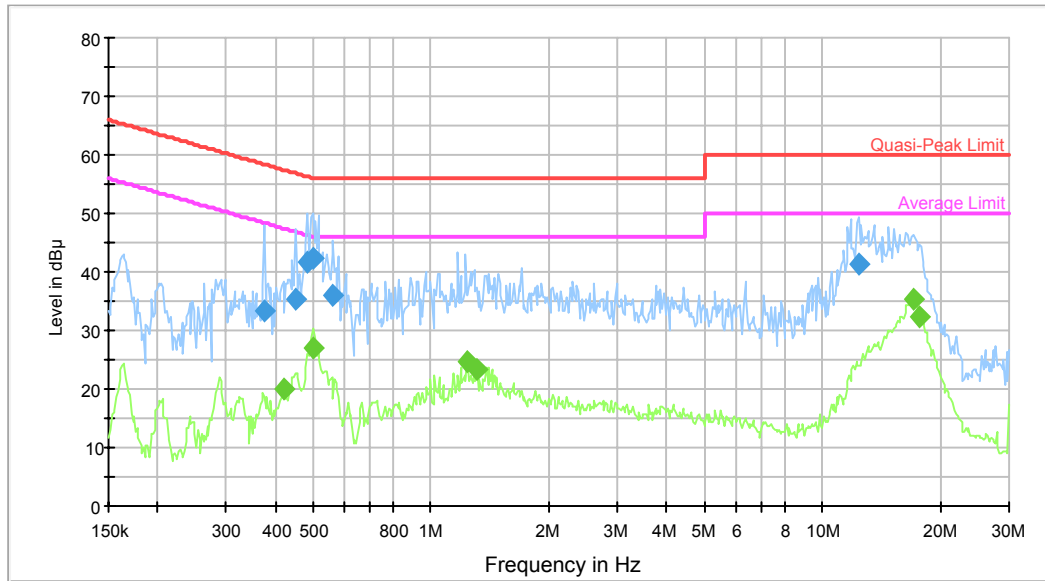
AC120 V, 60 Hz, Line:



| Frequency (MHz) | QuasiPeak (dBµV) | Bandwidth (kHz) | Line | Corr. (dB) | Margin (dB) | Limit (dBµV) | Comment    |
|-----------------|------------------|-----------------|------|------------|-------------|--------------|------------|
| 0.422630        | 34.2             | 9.000           | L1   | 9.8        | 23.2        | 57.4         | Compliance |
| 0.450448        | 34.7             | 9.000           | L1   | 9.8        | 22.2        | 56.9         | Compliance |
| 0.495646        | 42.7             | 9.000           | L1   | 9.8        | 13.4        | 56.1         | Compliance |
| 0.558572        | 37.2             | 9.000           | L1   | 9.8        | 18.8        | 56.0         | Compliance |
| 11.722024       | 38.6             | 9.000           | L1   | 10.0       | 21.4        | 60.0         | Compliance |
| 12.593528       | 40.7             | 9.000           | L1   | 10.1       | 19.3        | 60.0         | Compliance |

| Frequency (MHz) | Average (dBµV) | Bandwidth (kHz) | Line | Corr. (dB) | Margin (dB) | Limit (dBµV) | Comment    |
|-----------------|----------------|-----------------|------|------------|-------------|--------------|------------|
| 0.288307        | 24.6           | 9.000           | L1   | 9.7        | 26.0        | 50.6         | Compliance |
| 0.495646        | 31.8           | 9.000           | L1   | 9.8        | 14.3        | 46.1         | Compliance |
| 1.239175        | 23.7           | 9.000           | L1   | 9.8        | 22.3        | 46.0         | Compliance |
| 1.289541        | 22.7           | 9.000           | L1   | 9.8        | 23.3        | 46.0         | Compliance |
| 16.911693       | 35.5           | 9.000           | L1   | 10.1       | 14.5        | 50.0         | Compliance |
| 17.739864       | 33.8           | 9.000           | L1   | 10.1       | 16.2        | 50.0         | Compliance |

**AC120 V, 60 Hz, Neutral:**

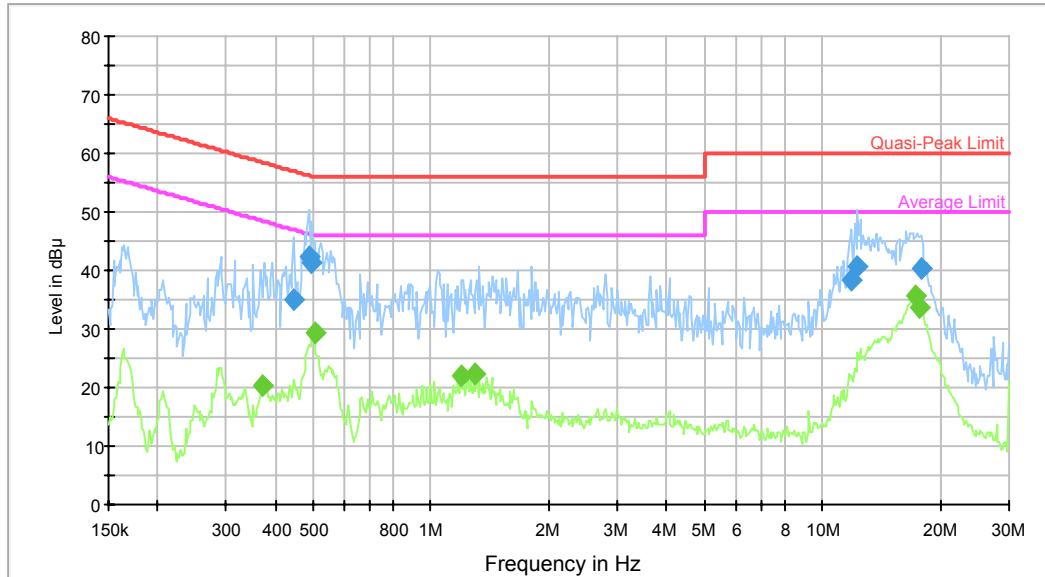


| Frequency (MHz) | QuasiPeak (dBµV) | Bandwidth (kHz) | Line | Corr. (dB) | Margin (dB) | Limit (dBµV) | Comment    |
|-----------------|------------------|-----------------|------|------------|-------------|--------------|------------|
| 0.375019        | 33.5             | 9.000           | N    | 9.7        | 24.9        | 58.4         | Compliance |
| 0.450448        | 35.4             | 9.000           | N    | 9.7        | 21.5        | 56.9         | Compliance |
| 0.483938        | 41.8             | 9.000           | N    | 9.7        | 14.5        | 56.3         | Compliance |
| 0.499611        | 42.4             | 9.000           | N    | 9.7        | 13.6        | 56.0         | Compliance |
| 0.563041        | 36.0             | 9.000           | N    | 9.7        | 20.0        | 56.0         | Compliance |
| 12.394424       | 41.5             | 9.000           | N    | 10.1       | 18.5        | 60.0         | Compliance |

| Frequency (MHz) | Average (dBµV) | Bandwidth (kHz) | Line | Corr. (dB) | Margin (dB) | Limit (dBµV) | Comment    |
|-----------------|----------------|-----------------|------|------------|-------------|--------------|------------|
| 0.419276        | 19.9           | 9.000           | N    | 9.7        | 27.6        | 47.5         | Compliance |
| 0.499611        | 27.1           | 9.000           | N    | 9.7        | 18.9        | 46.0         | Compliance |
| 1.239175        | 24.5           | 9.000           | N    | 9.8        | 21.5        | 46.0         | Compliance |
| 1.310256        | 23.2           | 9.000           | N    | 9.8        | 22.8        | 46.0         | Compliance |
| 17.046987       | 35.2           | 9.000           | N    | 10.1       | 14.8        | 50.0         | Compliance |
| 17.739864       | 32.3           | 9.000           | N    | 10.1       | 17.7        | 50.0         | Compliance |

Test Mode: Transmitting (BLE)

AC120 V, 60 Hz, Line:

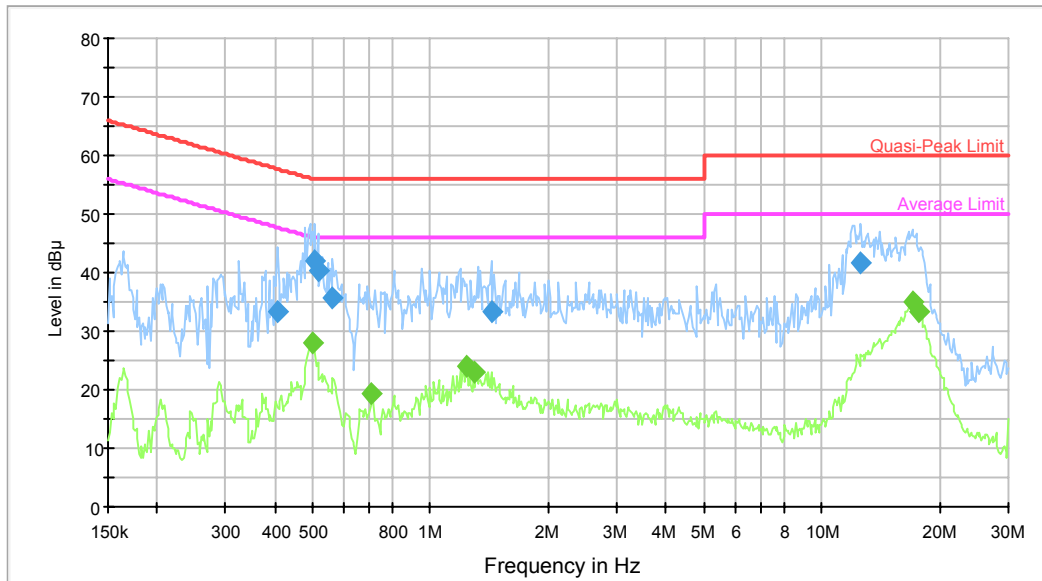


| Frequency (MHz) | QuasiPeak (dBμV) | Bandwidth (kHz) | Line | Corr. (dB) | Margin (dB) | Limit (dBμV) | Comment    |
|-----------------|------------------|-----------------|------|------------|-------------|--------------|------------|
| 0.446873        | 35.1             | 9.000           | L1   | 9.8        | 21.8        | 56.9         | Compliance |
| 0.487810        | 42.5             | 9.000           | L1   | 9.8        | 13.7        | 56.2         | Compliance |
| 0.495646        | 41.4             | 9.000           | L1   | 9.8        | 14.7        | 56.1         | Compliance |
| 11.910327       | 38.2             | 9.000           | L1   | 10.1       | 21.8        | 60.0         | Compliance |
| 12.296055       | 40.7             | 9.000           | L1   | 10.1       | 19.3        | 60.0         | Compliance |
| 17.881783       | 40.2             | 9.000           | L1   | 10.1       | 19.8        | 60.0         | Compliance |

| Frequency (MHz) | Average (dBμV) | Bandwidth (kHz) | Line | Corr. (dB) | Margin (dB) | Limit (dBμV) | Comment    |
|-----------------|----------------|-----------------|------|------------|-------------|--------------|------------|
| 0.372042        | 20.2           | 9.000           | L1   | 9.7        | 28.3        | 48.5         | Compliance |
| 0.503608        | 29.2           | 9.000           | L1   | 9.8        | 16.8        | 46.0         | Compliance |
| 1.190776        | 22.2           | 9.000           | L1   | 9.8        | 23.8        | 46.0         | Compliance |
| 1.289541        | 22.3           | 9.000           | L1   | 9.8        | 23.7        | 46.0         | Compliance |
| 17.320829       | 35.5           | 9.000           | L1   | 10.1       | 14.5        | 50.0         | Compliance |
| 17.739864       | 33.8           | 9.000           | L1   | 10.1       | 16.2        | 50.0         | Compliance |



**AC120 V, 60 Hz, Neutral:**



| Frequency (MHz) | QuasiPeak (dBµV) | Bandwidth (kHz) | Line | Corr. (dB) | Margin (dB) | Limit (dBµV) | Comment    |
|-----------------|------------------|-----------------|------|------------|-------------|--------------|------------|
| 0.406123        | 33.2             | 9.000           | N    | 9.7        | 24.5        | 57.7         | Compliance |
| 0.507637        | 41.8             | 9.000           | N    | 9.7        | 14.2        | 56.0         | Compliance |
| 0.515791        | 40.4             | 9.000           | N    | 9.7        | 15.6        | 56.0         | Compliance |
| 0.563041        | 35.8             | 9.000           | N    | 9.7        | 20.2        | 56.0         | Compliance |
| 1.430284        | 33.2             | 9.000           | N    | 9.8        | 22.8        | 56.0         | Compliance |
| 12.593528       | 41.7             | 9.000           | N    | 10.1       | 18.3        | 60.0         | Compliance |

| Frequency (MHz) | Average (dBµV) | Bandwidth (kHz) | Line | Corr. (dB) | Margin (dB) | Limit (dBµV) | Comment    |
|-----------------|----------------|-----------------|------|------------|-------------|--------------|------------|
| 0.499611        | 28.0           | 9.000           | N    | 9.7        | 18.0        | 46.0         | Compliance |
| 0.709407        | 19.3           | 9.000           | N    | 9.7        | 26.7        | 46.0         | Compliance |
| 1.239175        | 23.9           | 9.000           | N    | 9.8        | 22.1        | 46.0         | Compliance |
| 1.289541        | 23.1           | 9.000           | N    | 9.8        | 22.9        | 46.0         | Compliance |
| 17.183363       | 35.1           | 9.000           | N    | 10.1       | 14.9        | 50.0         | Compliance |
| 17.739864       | 33.5           | 9.000           | N    | 10.1       | 16.5        | 50.0         | Compliance |

## FCC §15.209, §15.205 & §15.247(d) - SPURIOUS EMISSIONS

### Applicable Standard

FCC §15.247 (d); §15.209; §15.205;

### Measurement Uncertainty

Compliance or non-compliance with a disturbance limit shall be determined in the following manner:

If  $U_{lab}$  is less than or equal to  $U_{cispr}$  of Table 2, then:

- compliance is deemed to occur if no measured disturbance level exceeds the disturbance limit;
- non-compliance is deemed to occur if any measured disturbance level exceeds the disturbance limit.

If  $U_{lab}$  is greater than  $U_{cispr}$  of Table 2, then:

- compliance is deemed to occur if no measured disturbance level, increased by  $(U_{lab} - U_{cispr})$ , exceeds the disturbance limit;
- non-compliance is deemed to occur if any measured disturbance level, increased by  $(U_{lab} - U_{cispr})$ , exceeds the disturbance limit.

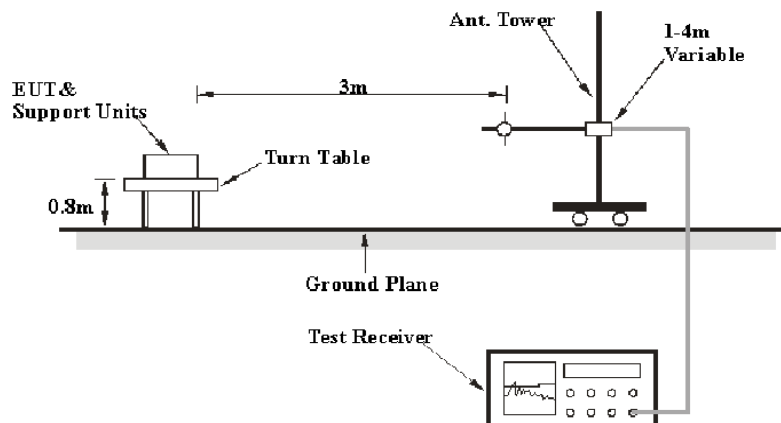
Based on CISPR 16-4-2: 2011, measurement uncertainty of radiated emission at a distance of 10m at Bay Area Compliance Laboratories Corp. (Dongguan) is:30M~200MHz: 4.55 dB for Horizontal, 4.57 dB for Vertical; 200M~1GHz: 4.66 dB for Horizontal, 4.56 dB for Vertical; measurement uncertainty of radiated emission at a distance of 3m at Bay Area Compliance Laboratories Corp. (Dongguan) is:30M~200MHz: 4.58 dB for Horizontal, 4.59 dB for Vertical; 200M~1GHz: 4.83 dB for Horizontal, 5.85 dB for Vertical; 1G~6GHz: 4.45 dB, 6G~18GHz: 5.23 dB

Table 2 – Values of  $U_{cispr}$

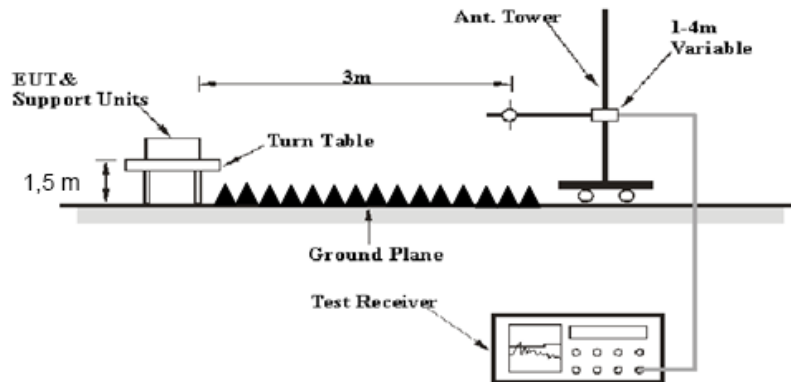
| Measurement  | $U_{cispr}$ |
|--|-------------|
| Radiated disturbance (electric field strength at an OATS or in a SAC) (30 MHz to 1000 MHz) | 6.3 dB      |
| Radiated disturbance (electric field strength in a FAR) (1 GHz to 6 GHz)                   | 5.2 dB      |
| Radiated disturbance (electric field strength in a FAR) (6 GHz to 18 GHz)                  | 5.5 dB      |

### EUT Setup

#### Below 1GHz:



**Above 1GHz:**



The radiated emission tests were performed in the 3 meters chamber test site, using the setup accordance with the ANSI C63.10-2013. The specification used was the FCC 15.209, and FCC 15.247 limits. The external I/O cables were draped along the test table and formed a bundle 30 to 40 cm long in the middle.

The spacing between the peripherals was 10 cm.

The adapter was connected to a 120 VAC/60 Hz power source.

**EMI Test Receiver & Spectrum Analyzer Setup**

The system was investigated from 30 MHz to 25 GHz.

During the radiated emission test, the EMI test receiver & Spectrum Analyzer Setup were set with the following configurations:

| Frequency Range   | RBW     | Video B/W | IF B/W  | Detector |
|-------------------|---------|-----------|---------|----------|
| 30 MHz – 1000 MHz | 120 kHz | 300 kHz   | 120 kHz | QP       |
| Above 1 GHz       | 1MHz    | 3 MHz     | /       | PK       |
|                   | 1MHz    | 10 Hz     | /       | Av       |

**Test Procedure**

During the radiated emission test, the adapter was connected to the first AC floor outlet and the other support equipments were connected to the second AC floor outlet.

Maximizing procedure was performed on the highest emissions to ensure that the EUT complied with all installation combinations.

Data was recorded in Quasi-peak detection mode for frequency range of 30 MHz-1 GHz, peak and Average detection modes for frequencies above 1 GHz.

**Corrected Amplitude & Margin Calculation**

The Corrected Amplitude is calculated by adding the Antenna Loss and Cable Loss, and subtracting the Amplifier Gain from the Meter Reading. The basic equation is as follows:

$$\text{Corrected Amplitude} = \text{Meter Reading} + \text{Antenna Loss} + \text{Cable Loss} - \text{Amplifier Gain}$$

The “Margin” column of the following data tables indicates the degree of compliance with the applicable limit. For example, a margin of 7dB means the emission is 7dB below the limit. The equation for margin calculation is as follows:

$$\text{Margin} = \text{Limit} - \text{Corrected Amplitude}$$

**Test Equipment List and Details**

| Manufacturer          | Description       | Model           | Serial Number      | Calibration Date | Calibration Due Date |
|-----------------------|-------------------|-----------------|--------------------|------------------|----------------------|
| R&S                   | EMI Test Receiver | ESCI            | 100224             | 2015-08-03       | 2016-08-02           |
| Sunol Sciences        | Antenna           | JB3             | A060611-3          | 2014-11-06       | 2017-11-05           |
| HP                    | Amplifier         | 8447E           | 2434A02181         | 2015-09-01       | 2016-09-01           |
| Agilent               | Spectrum Analyzer | E4440A          | SG43360054         | 2015-11-23       | 2016-11-22           |
| ETS-Lindgren          | Horn Antenna      | 3115            | 9808-5557          | 2015-09-06       | 2018-09-06           |
| Mini-Circuit          | Amplifier         | ZVA-213-S+      | 054201245          | 2016-02-19       | 2017-02-19           |
| R&S                   | Spectrum Analyzer | FSP 38          | 100478             | 2015-11-23       | 2016-11-22           |
| Ducommun Technologies | Horn Antenna      | ARH-4223-02     | 1007726-01<br>1304 | 2014-06-16       | 2017-06-15           |
| Quinstar              | Amplifier         | QLW-18405536-JO | 15964001001        | 2015-09-06       | 2016-09-06           |
| N/A                   | Coaxial Cable     | 14m             | N/A                | 2015-05-06       | 2016-05-06           |
| N/A                   | Coaxial Cable     | 8m              | N/A                | 2015-05-06       | 2016-05-06           |
| N/A                   | Coaxial Cable     | 0.1m            | N/A                | 2015-05-06       | 2016-05-06           |
| E-Microwave           | DC Blocking       | EMDCB-00036     | 0E01201047         | 2015-05-06       | 2016-05-06           |

\* **Statement of Traceability:** Bay Area Compliance Laboratories Corp. (Dongguan) attests that all calibrations have been performed, traceable to National Primary Standards and International System of Units (SI).

**Test Results Summary**

According to the recorded data in following table, the EUT complied with the FCC Title 47, Part 15, Section 15.205, 15.209 and 15.247, with the worst margin reading of:

**1.11 dB at 2390MHz in the Horizontal polarization**

**Test Data**

**Environmental Conditions**

|                           |           |
|---------------------------|-----------|
| <b>Temperature:</b>       | 24.4°C    |
| <b>Relative Humidity:</b> | 64 %      |
| <b>ATM Pressure:</b>      | 100.7 kPa |

\* The testing was performed by Rocky Xiao on 2016-03-22.

Test Mode: Transmitting

802.11b Mode

| Frequency (MHz)          | Receiver       |                     | Rx Antenna  |             | Cable loss (dB) | Amplifier Gain (dB) | Corrected Amplitude (dBμV/m) | Limit (dBμV/m) | Margin (dB) |
|--------------------------|----------------|---------------------|-------------|-------------|-----------------|---------------------|------------------------------|----------------|-------------|
|                          | Reading (dBμV) | Detector (PK/QP/AV) | Polar (H/V) | Factor (dB) |                 |                     |                              |                |             |
| Low Channel: 2412 MHz    |                |                     |             |             |                 |                     |                              |                |             |
| 2412                     | 71.74          | PK                  | H           | 28.49       | 3.68            | 0.00                | 103.91                       | N/A            | N/A         |
| 2412                     | 68.31          | AV                  | H           | 28.49       | 3.68            | 0.00                | 100.48                       | N/A            | N/A         |
| 2412                     | 70.29          | PK                  | V           | 28.49       | 3.68            | 0.00                | 102.46                       | N/A            | N/A         |
| 2412                     | 67.09          | AV                  | V           | 28.49       | 3.68            | 0.00                | 99.26                        | N/A            | N/A         |
| 2400                     | 25.51          | PK                  | H           | 28.46       | 3.65            | 0.00                | 57.62                        | 74.00          | 16.38       |
| 2400                     | 14.89          | AV                  | H           | 28.46       | 3.65            | 0.00                | 47.00                        | 54.00          | 7.00        |
| 4824                     | 39.66          | PK                  | H           | 33.20       | 5.03            | 27.41               | 50.48                        | 74.00          | 23.52       |
| 4824                     | 35.52          | AV                  | H           | 33.20       | 5.03            | 27.41               | 46.34                        | 54.00          | 7.66        |
| 7236                     | 33.55          | PK                  | H           | 36.42       | 6.65            | 25.90               | 50.72                        | 74.00          | 23.28       |
| 7236                     | 21.03          | AV                  | H           | 36.42       | 6.65            | 25.90               | 38.20                        | 54.00          | 15.80       |
| 9648                     | 29.79          | PK                  | H           | 38.37       | 8.55            | 27.46               | 49.25                        | 74.00          | 24.75       |
| 9648                     | 18.04          | AV                  | H           | 38.37       | 8.55            | 27.46               | 37.50                        | 54.00          | 16.50       |
| 4000                     | 38.2           | PK                  | H           | 32.10       | 4.84            | 27.20               | 47.94                        | 74.00          | 26.06       |
| 4000                     | 25.55          | AV                  | H           | 32.10       | 4.84            | 27.20               | 35.29                        | 54.00          | 18.71       |
| 233.7                    | 31.1           | QP                  | V           | 12.07       | 1.85            | 21.48               | 23.54                        | 46.00          | 22.46       |
| Middle Channel: 2437 MHz |                |                     |             |             |                 |                     |                              |                |             |
| 2437                     | 71.82          | PK                  | H           | 28.55       | 3.75            | 0.00                | 104.12                       | N/A            | N/A         |
| 2437                     | 68.07          | AV                  | H           | 28.55       | 3.75            | 0.00                | 100.37                       | N/A            | N/A         |
| 2437                     | 70.3           | PK                  | V           | 28.55       | 3.75            | 0.00                | 102.60                       | N/A            | N/A         |
| 2437                     | 66.53          | AV                  | V           | 28.55       | 3.75            | 0.00                | 98.83                        | N/A            | N/A         |
| 4874                     | 39.61          | PK                  | H           | 33.37       | 5.14            | 27.42               | 50.70                        | 74.00          | 23.30       |
| 4874                     | 35.5           | AV                  | H           | 33.37       | 5.14            | 27.42               | 46.59                        | 54.00          | 7.41        |
| 7311                     | 33.58          | PK                  | H           | 36.56       | 6.74            | 25.88               | 51.00                        | 74.00          | 23.00       |
| 7311                     | 20.85          | AV                  | H           | 36.56       | 6.74            | 25.88               | 38.27                        | 54.00          | 15.73       |
| 9748                     | 29.68          | PK                  | H           | 38.35       | 8.61            | 27.24               | 49.40                        | 74.00          | 24.60       |
| 9748                     | 18.02          | AV                  | H           | 38.35       | 8.61            | 27.24               | 37.74                        | 54.00          | 16.26       |
| 4000                     | 38.11          | PK                  | H           | 32.10       | 4.84            | 27.20               | 47.85                        | 74.00          | 26.15       |
| 4000                     | 25.54          | AV                  | H           | 32.10       | 4.84            | 27.20               | 35.28                        | 54.00          | 18.72       |
| 3070                     | 33.73          | PK                  | H           | 31.07       | 6.72            | 27.47               | 44.05                        | 74.00          | 29.95       |
| 3070                     | 21.29          | AV                  | H           | 31.07       | 6.72            | 27.47               | 31.61                        | 54.00          | 22.39       |
| 233.7                    | 30.9           | QP                  | V           | 12.07       | 1.85            | 21.48               | 23.34                        | 46.00          | 22.66       |
| High Channel: 2462 MHz   |                |                     |             |             |                 |                     |                              |                |             |
| 2462                     | 71.51          | PK                  | H           | 28.61       | 3.75            | 0.00                | 103.87                       | N/A            | N/A         |
| 2462                     | 67.78          | AV                  | H           | 28.61       | 3.75            | 0.00                | 100.14                       | N/A            | N/A         |
| 2462                     | 70.03          | PK                  | V           | 28.61       | 3.75            | 0.00                | 102.39                       | N/A            | N/A         |
| 2462                     | 66.29          | AV                  | V           | 28.61       | 3.75            | 0.00                | 98.65                        | N/A            | N/A         |
| 2483.5                   | 26.23          | PK                  | H           | 28.66       | 3.67            | 0.00                | 58.56                        | 74.00          | 15.44       |
| 2483.5                   | 13.91          | AV                  | H           | 28.66       | 3.67            | 0.00                | 46.24                        | 54.00          | 7.76        |
| 4924                     | 39.21          | PK                  | H           | 33.54       | 5.34            | 27.43               | 50.66                        | 74.00          | 23.34       |
| 4924                     | 35.39          | AV                  | H           | 33.54       | 5.34            | 27.43               | 46.84                        | 54.00          | 7.16        |
| 7386                     | 33.29          | PK                  | H           | 36.69       | 6.83            | 25.86               | 50.95                        | 74.00          | 23.05       |
| 7386                     | 20.74          | AV                  | H           | 36.69       | 6.83            | 25.86               | 38.40                        | 54.00          | 15.60       |
| 9848                     | 29.5           | PK                  | H           | 38.33       | 8.66            | 26.94               | 49.55                        | 74.00          | 24.45       |
| 9848                     | 17.81          | AV                  | H           | 38.33       | 8.66            | 26.94               | 37.86                        | 54.00          | 16.14       |
| 4000                     | 37.94          | PK                  | H           | 32.10       | 4.84            | 27.20               | 47.68                        | 74.00          | 26.32       |
| 4000                     | 25.33          | AV                  | H           | 32.10       | 4.84            | 27.20               | 35.07                        | 54.00          | 18.93       |
| 233.7                    | 31.1           | QP                  | V           | 12.07       | 1.85            | 21.48               | 23.54                        | 46.00          | 22.46       |

802.11g Mode

| Frequency (MHz)          | Receiver       |                     | Rx Antenna  |             | Cable loss (dB) | Amplifier Gain (dB) | Corrected Amplitude (dBµV/m) | Limit (dBµV/m) | Margin (dB) |
|--------------------------|----------------|---------------------|-------------|-------------|-----------------|---------------------|------------------------------|----------------|-------------|
|                          | Reading (dBµV) | Detector (PK/QP/AV) | Polar (H/V) | Factor (dB) |                 |                     |                              |                |             |
| Low Channel: 2412 MHz    |                |                     |             |             |                 |                     |                              |                |             |
| 2412                     | 71.06          | PK                  | H           | 28.49       | 3.68            | 0.00                | 103.23                       | N/A            | N/A         |
| 2412                     | 62.32          | AV                  | H           | 28.49       | 3.68            | 0.00                | 94.49                        | N/A            | N/A         |
| 2412                     | 69.17          | PK                  | V           | 28.49       | 3.68            | 0.00                | 101.34                       | N/A            | N/A         |
| 2412                     | 60.52          | AV                  | V           | 28.49       | 3.68            | 0.00                | 92.69                        | N/A            | N/A         |
| 2390                     | 34.11          | PK                  | H           | 28.44       | 3.63            | 0.00                | 66.18                        | 74.00          | 7.82        |
| 2390                     | 18.36          | AV                  | H           | 28.44       | 3.63            | 0.00                | 50.43                        | 54.00          | 3.57        |
| 4824                     | 35.06          | PK                  | H           | 33.20       | 5.03            | 27.41               | 45.88                        | 74.00          | 28.12       |
| 4824                     | 22.63          | AV                  | H           | 33.20       | 5.03            | 27.41               | 33.45                        | 54.00          | 20.55       |
| 7236                     | 32.66          | PK                  | H           | 36.42       | 6.65            | 25.90               | 49.83                        | 74.00          | 24.17       |
| 7236                     | 19.3           | AV                  | H           | 36.42       | 6.65            | 25.90               | 36.47                        | 54.00          | 17.53       |
| 9648                     | 29.67          | PK                  | H           | 38.37       | 8.55            | 27.46               | 49.13                        | 74.00          | 24.87       |
| 9648                     | 18.25          | AV                  | H           | 38.37       | 8.55            | 27.46               | 37.71                        | 54.00          | 16.29       |
| 4000                     | 37.86          | PK                  | H           | 32.10       | 4.84            | 27.20               | 47.60                        | 74.00          | 26.40       |
| 4000                     | 25.2           | AV                  | H           | 32.10       | 4.84            | 27.20               | 34.94                        | 54.00          | 19.06       |
| 233.7                    | 30.7           | QP                  | V           | 12.07       | 1.85            | 21.48               | 23.14                        | 46.00          | 22.86       |
| Middle Channel: 2437 MHz |                |                     |             |             |                 |                     |                              |                |             |
| 2437                     | 70.81          | PK                  | H           | 28.55       | 3.75            | 0.00                | 103.11                       | N/A            | N/A         |
| 2437                     | 61.67          | AV                  | H           | 28.55       | 3.75            | 0.00                | 93.97                        | N/A            | N/A         |
| 2437                     | 68.75          | PK                  | V           | 28.55       | 3.75            | 0.00                | 101.05                       | N/A            | N/A         |
| 2437                     | 59.99          | AV                  | V           | 28.55       | 3.75            | 0.00                | 92.29                        | N/A            | N/A         |
| 4874                     | 34.9           | PK                  | H           | 33.37       | 5.14            | 27.42               | 45.99                        | 74.00          | 28.01       |
| 4874                     | 22.5           | AV                  | H           | 33.37       | 5.14            | 27.42               | 33.59                        | 54.00          | 20.41       |
| 7311                     | 32.71          | PK                  | H           | 36.56       | 6.74            | 25.88               | 50.13                        | 74.00          | 23.87       |
| 7311                     | 19.31          | AV                  | H           | 36.56       | 6.74            | 25.88               | 36.73                        | 54.00          | 17.27       |
| 9748                     | 29.81          | PK                  | H           | 38.35       | 8.61            | 27.24               | 49.53                        | 74.00          | 24.47       |
| 9748                     | 18.34          | AV                  | H           | 38.35       | 8.61            | 27.24               | 38.06                        | 54.00          | 15.94       |
| 4000                     | 37.78          | PK                  | H           | 32.10       | 4.84            | 27.20               | 47.52                        | 74.00          | 26.48       |
| 4000                     | 25.17          | AV                  | H           | 32.10       | 4.84            | 27.20               | 34.91                        | 54.00          | 19.09       |
| 3070                     | 33.81          | PK                  | H           | 31.07       | 6.72            | 27.47               | 44.13                        | 74.00          | 29.87       |
| 3070                     | 21.28          | AV                  | H           | 31.07       | 6.72            | 27.47               | 31.60                        | 54.00          | 22.40       |
| 233.7                    | 30.6           | QP                  | V           | 12.07       | 1.85            | 21.48               | 23.04                        | 46.00          | 22.96       |
| High Channel: 2462 MHz   |                |                     |             |             |                 |                     |                              |                |             |
| 2462                     | 70.4           | PK                  | H           | 28.61       | 3.75            | 0.00                | 102.76                       | N/A            | N/A         |
| 2462                     | 61.46          | AV                  | H           | 28.61       | 3.75            | 0.00                | 93.82                        | N/A            | N/A         |
| 2462                     | 68.52          | PK                  | V           | 28.61       | 3.75            | 0.00                | 100.88                       | N/A            | N/A         |
| 2462                     | 59.76          | AV                  | V           | 28.61       | 3.75            | 0.00                | 92.12                        | N/A            | N/A         |
| 2483.5                   | 31.8           | PK                  | H           | 28.66       | 3.67            | 0.00                | 64.13                        | 74.00          | 9.87        |
| 2483.5                   | 16.21          | AV                  | H           | 28.66       | 3.67            | 0.00                | 48.54                        | 54.00          | 5.46        |
| 4924                     | 34.57          | PK                  | H           | 33.54       | 5.34            | 27.43               | 46.02                        | 74.00          | 27.98       |
| 4924                     | 22.34          | AV                  | H           | 33.54       | 5.34            | 27.43               | 33.79                        | 54.00          | 20.21       |
| 7386                     | 32.44          | PK                  | H           | 36.69       | 6.83            | 25.86               | 50.10                        | 74.00          | 23.90       |
| 7386                     | 19.02          | AV                  | H           | 36.69       | 6.83            | 25.86               | 36.68                        | 54.00          | 17.32       |
| 9848                     | 29.54          | PK                  | H           | 38.33       | 8.66            | 26.94               | 49.59                        | 74.00          | 24.41       |
| 9848                     | 18.11          | AV                  | H           | 38.33       | 8.66            | 26.94               | 38.16                        | 54.00          | 15.84       |
| 4000                     | 37.62          | PK                  | H           | 32.10       | 4.84            | 27.20               | 47.36                        | 74.00          | 26.64       |
| 4000                     | 25.03          | AV                  | H           | 32.10       | 4.84            | 27.20               | 34.77                        | 54.00          | 19.23       |
| 233.7                    | 30.5           | QP                  | V           | 12.07       | 1.85            | 21.48               | 22.94                        | 46.00          | 23.06       |

802.11 n ht20 Mode

| Frequency (MHz)          | Receiver       |                     | Rx Antenna  |             | Cable loss (dB) | Amplifier Gain (dB) | Corrected Amplitude (dBµV/m) | Limit (dBµV/m) | Margin (dB) |
|--------------------------|----------------|---------------------|-------------|-------------|-----------------|---------------------|------------------------------|----------------|-------------|
|                          | Reading (dBµV) | Detector (PK/QP/AV) | Polar (H/V) | Factor (dB) |                 |                     |                              |                |             |
| Low Channel: 2412 MHz    |                |                     |             |             |                 |                     |                              |                |             |
| 2412                     | 70.7           | PK                  | H           | 28.49       | 3.68            | 0.00                | 102.87                       | N/A            | N/A         |
| 2412                     | 62.26          | AV                  | H           | 28.49       | 3.68            | 0.00                | 94.43                        | N/A            | N/A         |
| 2412                     | 68.86          | PK                  | V           | 28.49       | 3.68            | 0.00                | 101.03                       | N/A            | N/A         |
| 2412                     | 60.5           | AV                  | V           | 28.49       | 3.68            | 0.00                | 92.67                        | N/A            | N/A         |
| 2390                     | 40.82          | PK                  | H           | 28.44       | 3.63            | 0.00                | 72.89                        | 74.00          | 1.11        |
| 2390                     | 20.54          | AV                  | H           | 28.44       | 3.63            | 0.00                | 52.61                        | 54.00          | 1.39        |
| 4824                     | 35.67          | PK                  | H           | 33.20       | 5.03            | 27.41               | 46.49                        | 74.00          | 27.51       |
| 4824                     | 22.46          | AV                  | H           | 33.20       | 5.03            | 27.41               | 33.28                        | 54.00          | 20.72       |
| 7236                     | 32.58          | PK                  | H           | 36.42       | 6.65            | 25.90               | 49.75                        | 74.00          | 24.25       |
| 7236                     | 19.26          | AV                  | H           | 36.42       | 6.65            | 25.90               | 36.43                        | 54.00          | 17.57       |
| 9648                     | 29.9           | PK                  | H           | 38.37       | 8.55            | 27.46               | 49.36                        | 74.00          | 24.64       |
| 9648                     | 18.31          | AV                  | H           | 38.37       | 8.55            | 27.46               | 37.77                        | 54.00          | 16.23       |
| 4000                     | 37.81          | PK                  | H           | 32.10       | 4.84            | 27.20               | 47.55                        | 74.00          | 26.45       |
| 4000                     | 25.2           | AV                  | H           | 32.10       | 4.84            | 27.20               | 34.94                        | 54.00          | 19.06       |
| 233.7                    | 30.8           | QP                  | V           | 12.07       | 1.85            | 21.48               | 23.24                        | 46.00          | 22.76       |
| Middle Channel: 2437 MHz |                |                     |             |             |                 |                     |                              |                |             |
| 2437                     | 70.74          | PK                  | H           | 28.55       | 3.75            | 0.00                | 103.04                       | N/A            | N/A         |
| 2437                     | 61.72          | AV                  | H           | 28.55       | 3.75            | 0.00                | 94.02                        | N/A            | N/A         |
| 2437                     | 68.55          | PK                  | V           | 28.55       | 3.75            | 0.00                | 100.85                       | N/A            | N/A         |
| 2437                     | 60.29          | AV                  | V           | 28.55       | 3.75            | 0.00                | 92.59                        | N/A            | N/A         |
| 4874                     | 35.6           | PK                  | H           | 33.37       | 5.14            | 27.42               | 46.69                        | 74.00          | 27.31       |
| 4874                     | 22.37          | AV                  | H           | 33.37       | 5.14            | 27.42               | 33.46                        | 54.00          | 20.54       |
| 7311                     | 32.51          | PK                  | H           | 36.56       | 6.74            | 25.88               | 49.93                        | 74.00          | 24.07       |
| 7311                     | 19.21          | AV                  | H           | 36.56       | 6.74            | 25.88               | 36.63                        | 54.00          | 17.37       |
| 9748                     | 29.93          | PK                  | H           | 38.35       | 8.61            | 27.24               | 49.65                        | 74.00          | 24.35       |
| 9748                     | 18.18          | AV                  | H           | 38.35       | 8.61            | 27.24               | 37.90                        | 54.00          | 16.10       |
| 4000                     | 37.77          | PK                  | H           | 32.10       | 4.84            | 27.20               | 47.51                        | 74.00          | 26.49       |
| 4000                     | 25.23          | AV                  | H           | 32.10       | 4.84            | 27.20               | 34.97                        | 54.00          | 19.03       |
| 3070                     | 33.84          | PK                  | H           | 31.07       | 6.72            | 27.47               | 44.16                        | 74.00          | 29.84       |
| 3070                     | 21.39          | AV                  | H           | 31.07       | 6.72            | 27.47               | 31.71                        | 54.00          | 22.29       |
| 233.7                    | 30.8           | QP                  | V           | 12.07       | 1.85            | 21.48               | 23.24                        | 46.00          | 22.76       |
| High Channel: 2462 MHz   |                |                     |             |             |                 |                     |                              |                |             |
| 2462                     | 70.32          | PK                  | H           | 28.61       | 3.75            | 0.00                | 102.68                       | N/A            | N/A         |
| 2462                     | 61.52          | AV                  | H           | 28.61       | 3.75            | 0.00                | 93.88                        | N/A            | N/A         |
| 2462                     | 68.41          | PK                  | V           | 28.61       | 3.75            | 0.00                | 100.77                       | N/A            | N/A         |
| 2462                     | 60.06          | AV                  | V           | 28.61       | 3.75            | 0.00                | 92.42                        | N/A            | N/A         |
| 2483.5                   | 35.47          | PK                  | H           | 28.66       | 3.67            | 0.00                | 67.80                        | 74.00          | 6.20        |
| 2483.5                   | 18.21          | AV                  | H           | 28.66       | 3.67            | 0.00                | 50.54                        | 54.00          | 3.46        |
| 4924                     | 35.26          | PK                  | H           | 33.54       | 5.34            | 27.43               | 46.71                        | 74.00          | 27.29       |
| 4924                     | 22.24          | AV                  | H           | 33.54       | 5.34            | 27.43               | 33.69                        | 54.00          | 20.31       |
| 7386                     | 32.36          | PK                  | H           | 36.69       | 6.83            | 25.86               | 50.02                        | 74.00          | 23.98       |
| 7386                     | 19.04          | AV                  | H           | 36.69       | 6.83            | 25.86               | 36.70                        | 54.00          | 17.30       |
| 9848                     | 29.73          | PK                  | H           | 38.33       | 8.66            | 26.94               | 49.78                        | 74.00          | 24.22       |
| 9848                     | 18.07          | AV                  | H           | 38.33       | 8.66            | 26.94               | 38.12                        | 54.00          | 15.88       |
| 4000                     | 37.58          | PK                  | H           | 32.10       | 4.84            | 27.20               | 47.32                        | 74.00          | 26.68       |
| 4000                     | 24.96          | AV                  | H           | 32.10       | 4.84            | 27.20               | 34.70                        | 54.00          | 19.30       |
| 233.7                    | 30.7           | QP                  | V           | 12.07       | 1.85            | 21.48               | 23.14                        | 46.00          | 22.86       |



802.11 n ht40 Mode

| Frequency (MHz)          | Receiver       |                     | Rx Antenna  |             | Cable loss (dB) | Amplifier Gain (dB) | Corrected Amplitude (dBµV/m) | Limit (dBµV/m) | Margin (dB) |
|--------------------------|----------------|---------------------|-------------|-------------|-----------------|---------------------|------------------------------|----------------|-------------|
|                          | Reading (dBµV) | Detector (PK/QP/AV) | Polar (H/V) | Factor (dB) |                 |                     |                              |                |             |
| Low Channel: 2422 MHz    |                |                     |             |             |                 |                     |                              |                |             |
| 2422                     | 67.54          | PK                  | H           | 28.51       | 3.71            | 0.00                | 99.76                        | N/A            | N/A         |
| 2422                     | 59.04          | AV                  | H           | 28.51       | 3.71            | 0.00                | 91.26                        | N/A            | N/A         |
| 2422                     | 65.9           | PK                  | V           | 28.51       | 3.71            | 0.00                | 98.12                        | N/A            | N/A         |
| 2422                     | 57.28          | AV                  | V           | 28.51       | 3.71            | 0.00                | 89.50                        | N/A            | N/A         |
| 2390                     | 34.1           | PK                  | H           | 28.44       | 3.63            | 0.00                | 66.17                        | 74.00          | 7.83        |
| 2390                     | 18.43          | AV                  | H           | 28.44       | 3.63            | 0.00                | 50.50                        | 54.00          | 3.50        |
| 4844                     | 33.74          | PK                  | H           | 33.27       | 4.99            | 27.42               | 44.58                        | 74.00          | 29.42       |
| 4844                     | 21.73          | AV                  | H           | 33.27       | 4.99            | 27.42               | 32.57                        | 54.00          | 21.43       |
| 7266                     | 32.53          | PK                  | H           | 36.48       | 6.68            | 25.89               | 49.80                        | 74.00          | 24.20       |
| 7266                     | 19.21          | AV                  | H           | 36.48       | 6.68            | 25.89               | 36.48                        | 54.00          | 17.52       |
| 9688                     | 29.59          | PK                  | H           | 38.36       | 8.58            | 27.37               | 49.16                        | 74.00          | 24.84       |
| 9688                     | 17.74          | AV                  | H           | 38.36       | 8.58            | 27.37               | 37.31                        | 54.00          | 16.69       |
| 4000                     | 37.29          | PK                  | H           | 32.10       | 4.84            | 27.20               | 47.03                        | 74.00          | 26.97       |
| 4000                     | 24.68          | AV                  | H           | 32.10       | 4.84            | 27.20               | 34.42                        | 54.00          | 19.58       |
| 233.7                    | 30.5           | QP                  | V           | 12.07       | 1.85            | 21.48               | 22.94                        | 46.00          | 23.06       |
| Middle Channel: 2437 MHz |                |                     |             |             |                 |                     |                              |                |             |
| 2437                     | 68.12          | PK                  | H           | 28.55       | 3.75            | 0.00                | 100.42                       | N/A            | N/A         |
| 2437                     | 59.3           | AV                  | H           | 28.55       | 3.75            | 0.00                | 91.60                        | N/A            | N/A         |
| 2437                     | 66.25          | PK                  | V           | 28.55       | 3.75            | 0.00                | 98.55                        | N/A            | N/A         |
| 2437                     | 57.7           | AV                  | V           | 28.55       | 3.75            | 0.00                | 90.00                        | N/A            | N/A         |
| 4874                     | 33.58          | PK                  | H           | 33.37       | 5.14            | 27.42               | 44.67                        | 74.00          | 29.33       |
| 4874                     | 21.77          | AV                  | H           | 33.37       | 5.14            | 27.42               | 32.86                        | 54.00          | 21.14       |
| 7311                     | 32.54          | PK                  | H           | 36.56       | 6.74            | 25.88               | 49.96                        | 74.00          | 24.04       |
| 7311                     | 19.2           | AV                  | H           | 36.56       | 6.74            | 25.88               | 36.62                        | 54.00          | 17.38       |
| 9748                     | 29.71          | PK                  | H           | 38.35       | 8.61            | 27.24               | 49.43                        | 74.00          | 24.57       |
| 9748                     | 17.9           | AV                  | H           | 38.35       | 8.61            | 27.24               | 37.62                        | 54.00          | 16.38       |
| 4000                     | 37.26          | PK                  | H           | 32.10       | 4.84            | 27.20               | 47.00                        | 74.00          | 27.00       |
| 4000                     | 24.68          | AV                  | H           | 32.10       | 4.84            | 27.20               | 34.42                        | 54.00          | 19.58       |
| 3070                     | 33.61          | PK                  | H           | 31.07       | 6.72            | 27.47               | 43.93                        | 74.00          | 30.07       |
| 3070                     | 21.08          | AV                  | H           | 31.07       | 6.72            | 27.47               | 31.40                        | 54.00          | 22.60       |
| 233.7                    | 30.5           | QP                  | V           | 12.07       | 1.85            | 21.48               | 22.94                        | 46.00          | 23.06       |
| High Channel: 2452 MHz   |                |                     |             |             |                 |                     |                              |                |             |
| 2452                     | 67.65          | PK                  | H           | 28.58       | 3.78            | 0.00                | 100.01                       | N/A            | N/A         |
| 2452                     | 59.08          | AV                  | H           | 28.58       | 3.78            | 0.00                | 91.44                        | N/A            | N/A         |
| 2452                     | 66.02          | PK                  | V           | 28.58       | 3.78            | 0.00                | 98.38                        | N/A            | N/A         |
| 2452                     | 57.46          | AV                  | V           | 28.58       | 3.78            | 0.00                | 89.82                        | N/A            | N/A         |
| 2483.5                   | 33.13          | PK                  | H           | 28.66       | 3.67            | 0.00                | 65.46                        | 74.00          | 8.54        |
| 2483.5                   | 19.23          | AV                  | H           | 28.66       | 3.67            | 0.00                | 51.56                        | 54.00          | 2.44        |
| 4904                     | 33.26          | PK                  | H           | 33.47       | 5.31            | 27.43               | 44.61                        | 74.00          | 29.39       |
| 4904                     | 21.62          | AV                  | H           | 33.47       | 5.31            | 27.43               | 32.97                        | 54.00          | 21.03       |
| 7356                     | 32.31          | PK                  | H           | 36.64       | 6.79            | 25.87               | 49.87                        | 74.00          | 24.13       |
| 7356                     | 19.02          | AV                  | H           | 36.64       | 6.79            | 25.87               | 36.58                        | 54.00          | 17.42       |
| 9808                     | 29.44          | PK                  | H           | 38.34       | 8.64            | 27.09               | 49.33                        | 74.00          | 24.67       |
| 9808                     | 17.63          | AV                  | H           | 38.34       | 8.64            | 27.09               | 37.52                        | 54.00          | 16.48       |
| 4000                     | 37.13          | PK                  | H           | 32.10       | 4.84            | 27.20               | 46.87                        | 74.00          | 27.13       |
| 4000                     | 24.55          | AV                  | H           | 32.10       | 4.84            | 27.20               | 34.29                        | 54.00          | 19.71       |
| 233.7                    | 30.5           | QP                  | V           | 12.07       | 1.85            | 21.48               | 22.94                        | 46.00          | 23.06       |

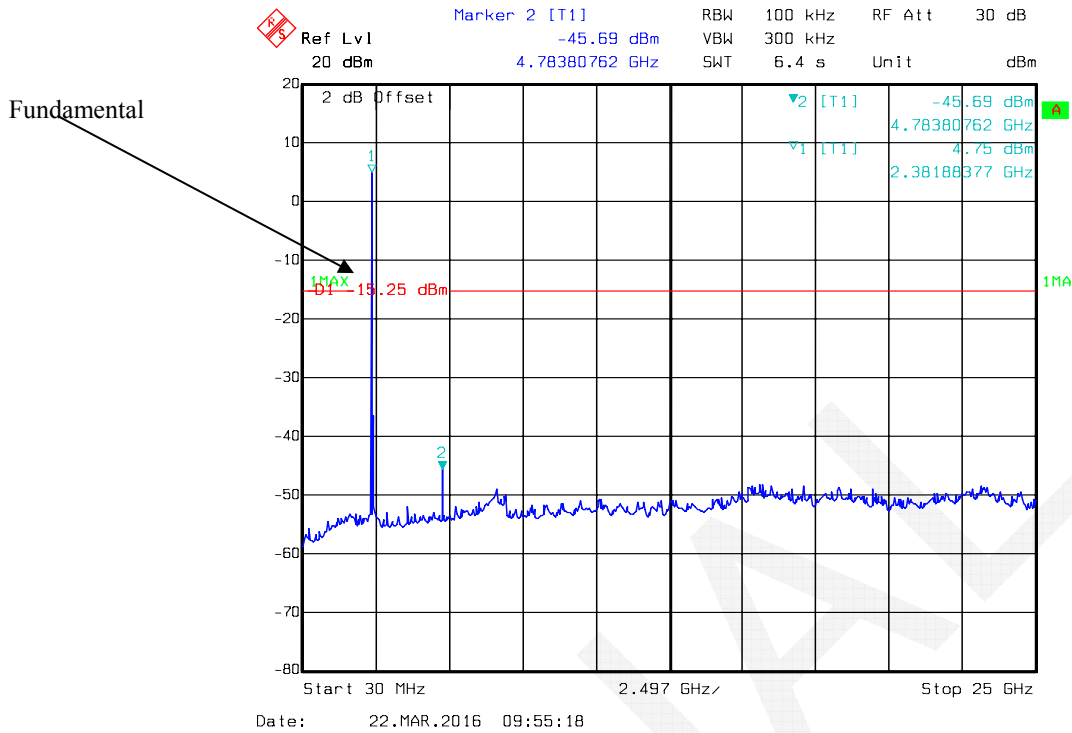


BLE Mode

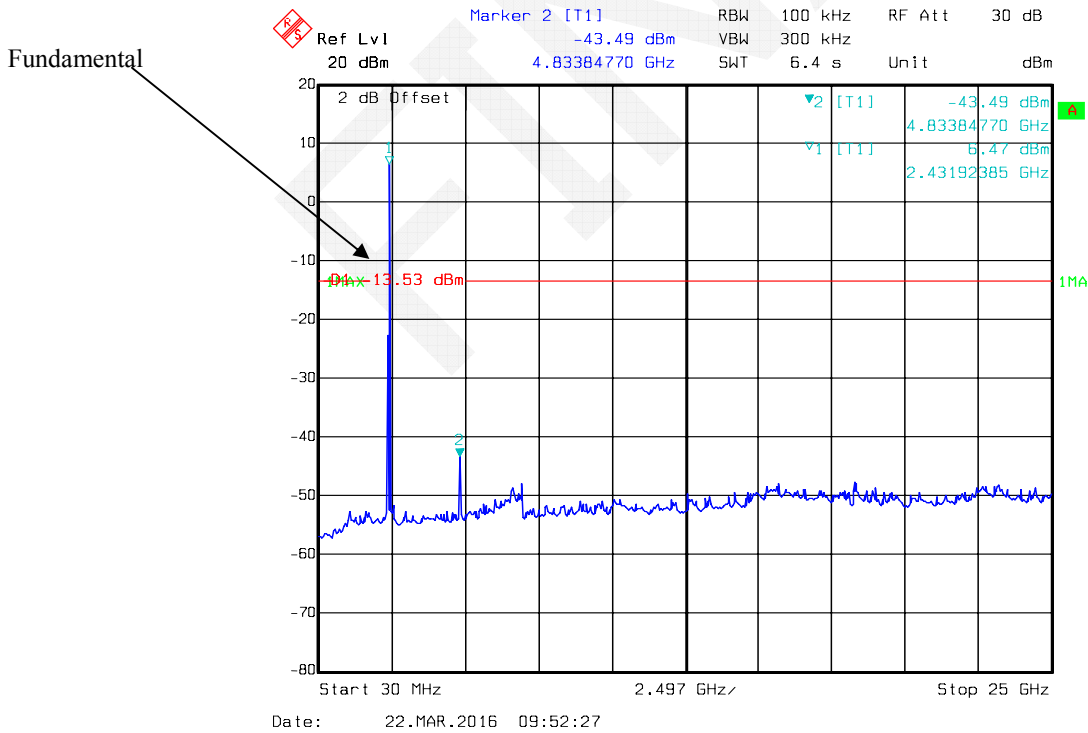
| Frequency (MHz)          | Receiver       |                     | Rx Antenna  |             | Cable loss (dB) | Amplifier Gain (dB) | Corrected Amplitude (dBµV/m) | Limit (dBµV/m) | Margin (dB) |
|--------------------------|----------------|---------------------|-------------|-------------|-----------------|---------------------|------------------------------|----------------|-------------|
|                          | Reading (dBµV) | Detector (PK/QP/AV) | Polar (H/V) | Factor (dB) |                 |                     |                              |                |             |
| Low Channel: 2402 MHz    |                |                     |             |             |                 |                     |                              |                |             |
| 2402                     | 67.28          | PK                  | H           | 28.46       | 3.66            | 0.00                | 99.40                        | N/A            | N/A         |
| 2402                     | 51.26          | AV                  | H           | 28.46       | 3.66            | 0.00                | 83.38                        | N/A            | N/A         |
| 2402                     | 66.41          | PK                  | V           | 28.46       | 3.66            | 0.00                | 98.53                        | N/A            | N/A         |
| 2402                     | 50.07          | AV                  | V           | 28.46       | 3.66            | 0.00                | 82.19                        | N/A            | N/A         |
| 2400                     | 39.6           | PK                  | H           | 28.46       | 3.65            | 0.00                | 71.71                        | 74.00          | 2.29        |
| 2400                     | 16.37          | AV                  | H           | 28.46       | 3.65            | 0.00                | 48.48                        | 54.00          | 5.52        |
| 4804                     | 32.46          | PK                  | H           | 33.13       | 5.06            | 27.41               | 43.24                        | 74.00          | 30.76       |
| 4804                     | 18.88          | AV                  | H           | 33.13       | 5.06            | 27.41               | 29.66                        | 54.00          | 24.34       |
| 7206                     | 31.8           | PK                  | H           | 36.37       | 6.61            | 25.91               | 48.87                        | 74.00          | 25.13       |
| 7206                     | 18.66          | AV                  | H           | 36.37       | 6.61            | 25.91               | 35.73                        | 54.00          | 18.27       |
| 9608                     | 29.11          | PK                  | H           | 38.38       | 8.53            | 27.55               | 48.47                        | 74.00          | 25.53       |
| 9608                     | 16.43          | AV                  | H           | 38.38       | 8.53            | 27.55               | 35.79                        | 54.00          | 18.21       |
| 4000                     | 36.51          | PK                  | H           | 32.10       | 4.84            | 27.20               | 46.25                        | 74.00          | 27.75       |
| 4000                     | 23.78          | AV                  | H           | 32.10       | 4.84            | 27.20               | 33.52                        | 54.00          | 20.48       |
| 233.7                    | 30.5           | QP                  | V           | 12.07       | 1.85            | 21.48               | 22.94                        | 46.00          | 23.06       |
| Middle Channel: 2440 MHz |                |                     |             |             |                 |                     |                              |                |             |
| 2440                     | 67.94          | PK                  | H           | 28.56       | 3.76            | 0.00                | 100.26                       | N/A            | N/A         |
| 2440                     | 51.68          | AV                  | H           | 28.56       | 3.76            | 0.00                | 84.00                        | N/A            | N/A         |
| 2440                     | 66.77          | PK                  | V           | 28.56       | 3.76            | 0.00                | 99.09                        | N/A            | N/A         |
| 2440                     | 60.74          | AV                  | V           | 28.56       | 3.76            | 0.00                | 93.06                        | N/A            | N/A         |
| 4880                     | 32.49          | PK                  | H           | 33.39       | 5.18            | 27.42               | 43.64                        | 74.00          | 30.36       |
| 4880                     | 18.84          | AV                  | H           | 33.39       | 5.18            | 27.42               | 29.99                        | 54.00          | 24.01       |
| 7320                     | 31.85          | PK                  | H           | 36.58       | 6.75            | 25.88               | 49.30                        | 74.00          | 24.70       |
| 7320                     | 18.74          | AV                  | H           | 36.58       | 6.75            | 25.88               | 36.19                        | 54.00          | 17.81       |
| 9760                     | 29.2           | PK                  | H           | 38.35       | 8.62            | 27.21               | 48.96                        | 74.00          | 25.04       |
| 9760                     | 16.45          | AV                  | H           | 38.35       | 8.62            | 27.21               | 36.21                        | 54.00          | 17.79       |
| 4000                     | 36.38          | PK                  | H           | 32.10       | 4.84            | 27.20               | 46.12                        | 74.00          | 27.88       |
| 4000                     | 23.8           | AV                  | H           | 32.10       | 4.84            | 27.20               | 33.54                        | 54.00          | 20.46       |
| 3340                     | 34.16          | PK                  | H           | 32.09       | 4.86            | 27.25               | 43.86                        | 74.00          | 30.14       |
| 3340                     | 21.59          | AV                  | H           | 32.09       | 4.86            | 27.25               | 31.29                        | 54.00          | 22.71       |
| 233.7                    | 30.4           | QP                  | V           | 12.07       | 1.85            | 21.48               | 22.84                        | 46.00          | 23.16       |
| High Channel: 2480 MHz   |                |                     |             |             |                 |                     |                              |                |             |
| 2480                     | 68.05          | PK                  | H           | 28.65       | 3.68            | 0.00                | 100.38                       | N/A            | N/A         |
| 2480                     | 52.1           | AV                  | H           | 28.65       | 3.68            | 0.00                | 84.43                        | N/A            | N/A         |
| 2480                     | 67.21          | PK                  | V           | 28.65       | 3.68            | 0.00                | 99.54                        | N/A            | N/A         |
| 2480                     | 61.09          | AV                  | V           | 28.65       | 3.68            | 0.00                | 93.42                        | N/A            | N/A         |
| 2483.5                   | 29.45          | PK                  | H           | 28.66       | 3.67            | 0.00                | 61.78                        | 74.00          | 12.22       |
| 2483.5                   | 13.95          | AV                  | H           | 28.66       | 3.67            | 0.00                | 46.28                        | 54.00          | 7.72        |
| 4960                     | 32.59          | PK                  | H           | 33.66       | 5.34            | 27.43               | 44.16                        | 74.00          | 29.84       |
| 4960                     | 18.74          | AV                  | H           | 33.66       | 5.34            | 27.43               | 30.31                        | 54.00          | 23.69       |
| 7440                     | 31.83          | PK                  | H           | 36.79       | 6.89            | 25.97               | 49.54                        | 74.00          | 24.46       |
| 7440                     | 18.63          | AV                  | H           | 36.79       | 6.89            | 25.97               | 36.34                        | 54.00          | 17.66       |
| 9920                     | 29.2           | PK                  | H           | 38.32       | 8.71            | 26.66               | 49.57                        | 74.00          | 24.43       |
| 9920                     | 16.46          | AV                  | H           | 38.32       | 8.71            | 26.66               | 36.83                        | 54.00          | 17.17       |
| 4000                     | 36.41          | PK                  | H           | 32.10       | 4.84            | 27.20               | 46.15                        | 74.00          | 27.85       |
| 4000                     | 23.75          | AV                  | H           | 32.10       | 4.84            | 27.20               | 33.49                        | 54.00          | 20.51       |
| 233.7                    | 30.4           | QP                  | V           | 12.07       | 1.85            | 21.48               | 22.84                        | 46.00          | 23.16       |

Conducted Spurious Emissions at Antenna Port

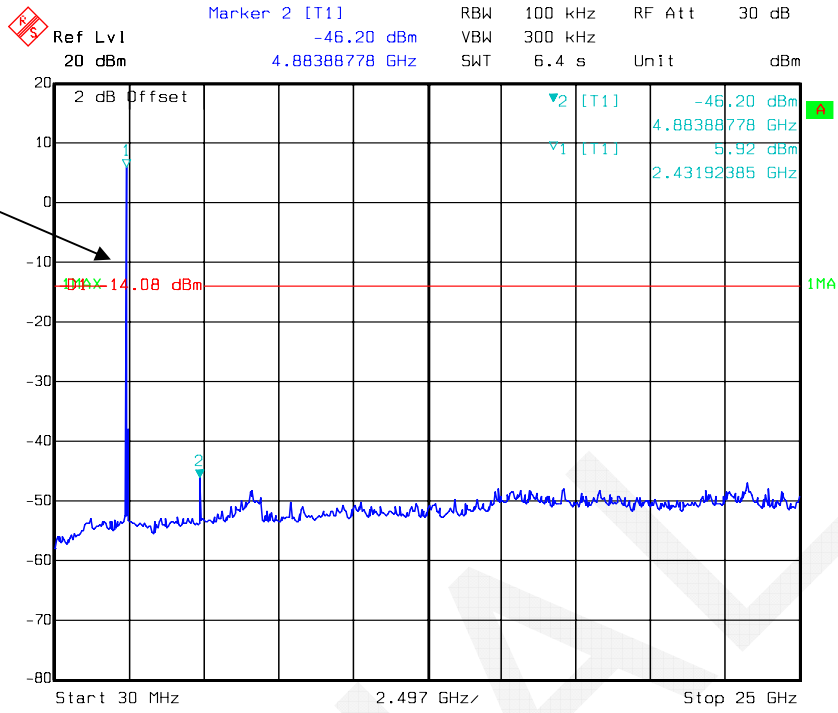
802.11b Low Channel



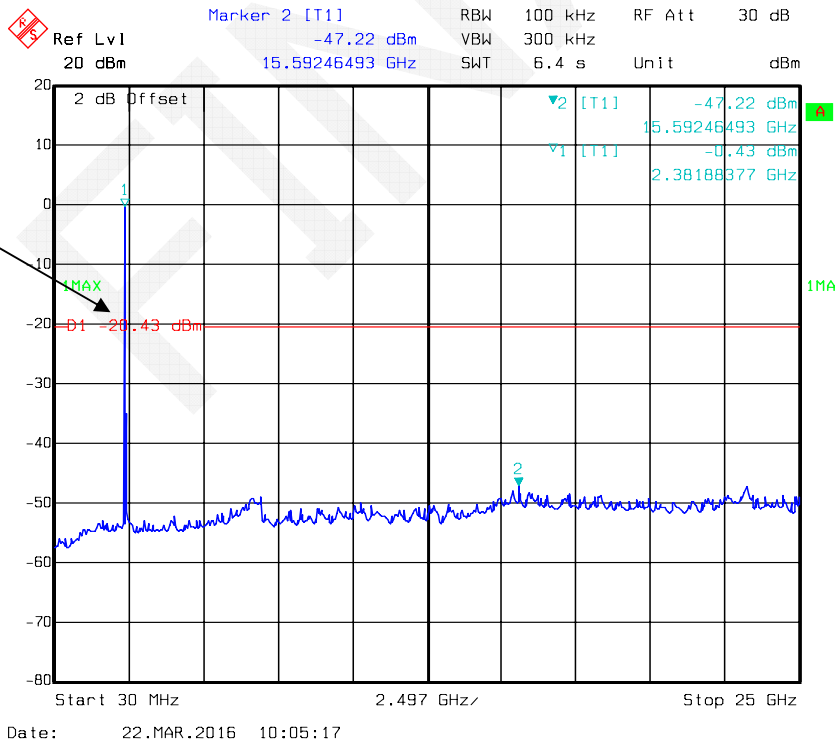
802.11b Middle Channel



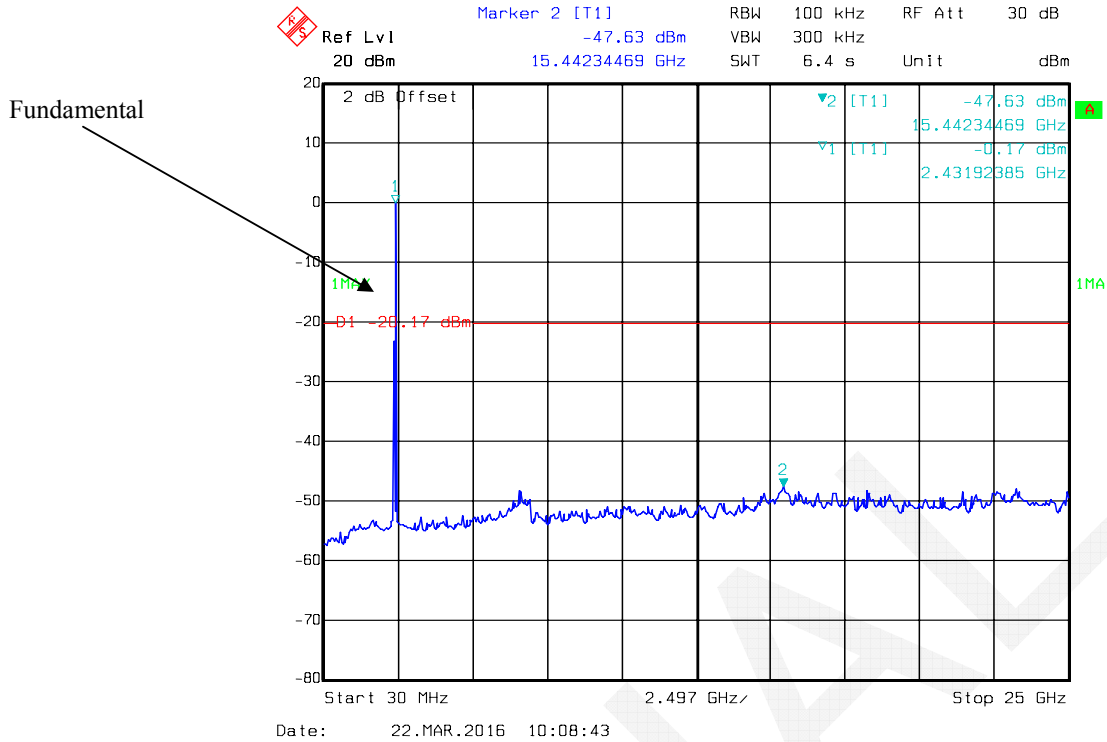
### 802.11b High Channel



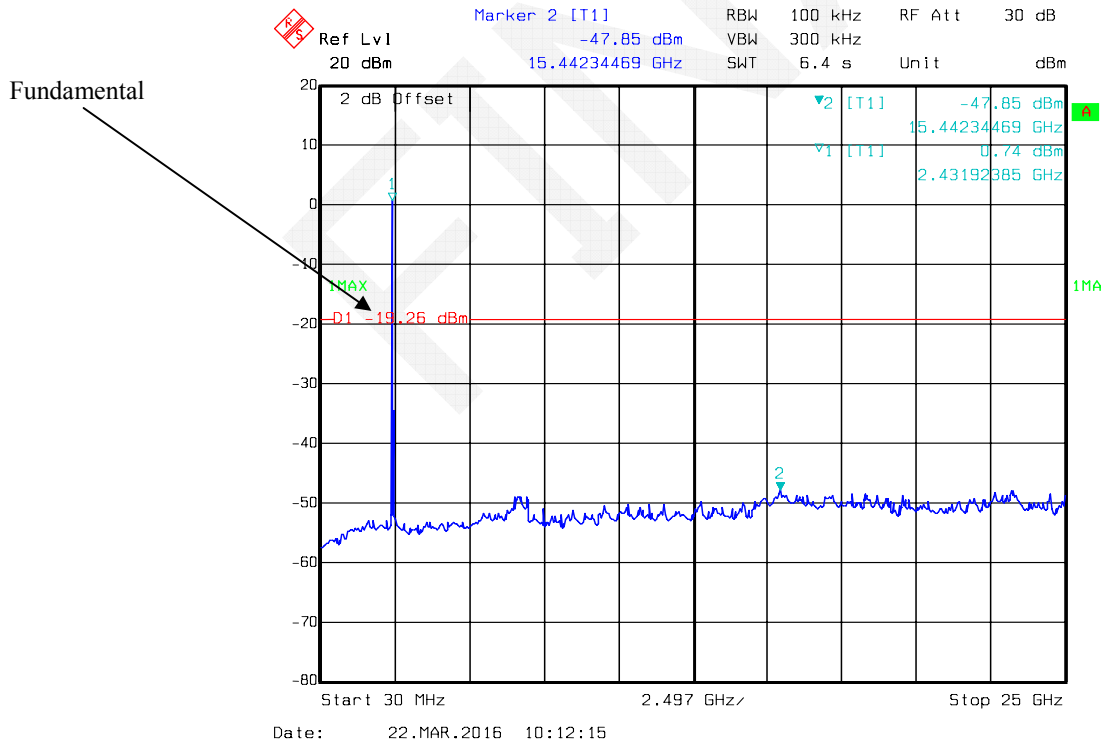
### 802.11g Low Channel



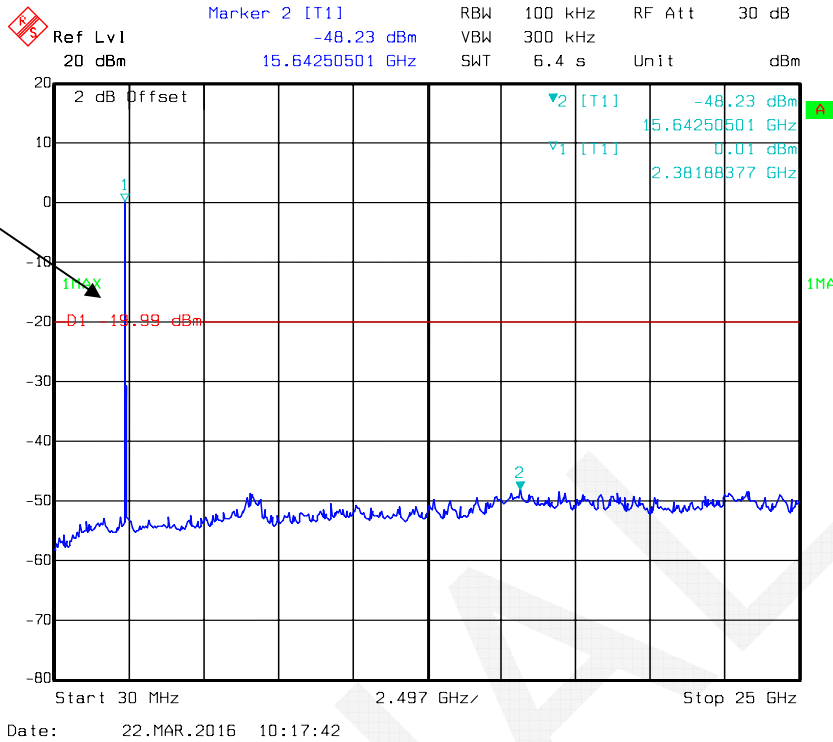
### 802.11g Middle Channel



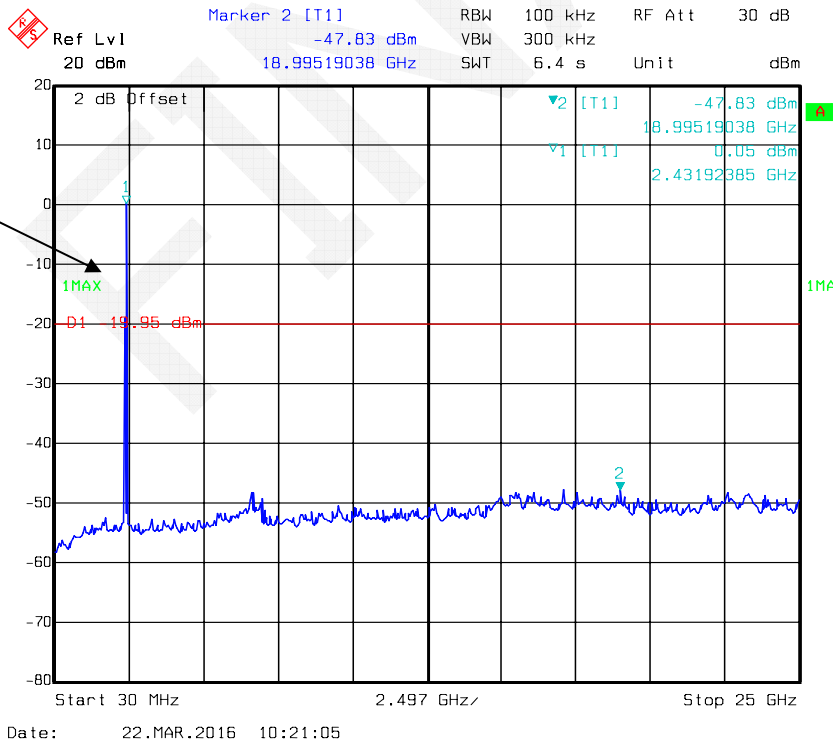
### 802.11g High Channel



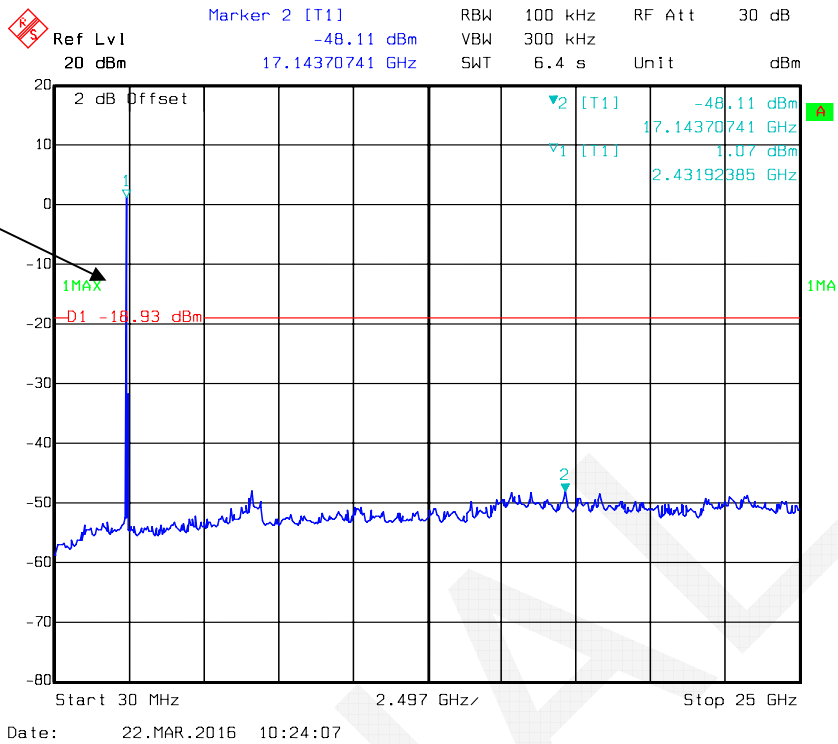
**802.11n ht20 Low Channel**



**802.11n ht20 Middle Channel**

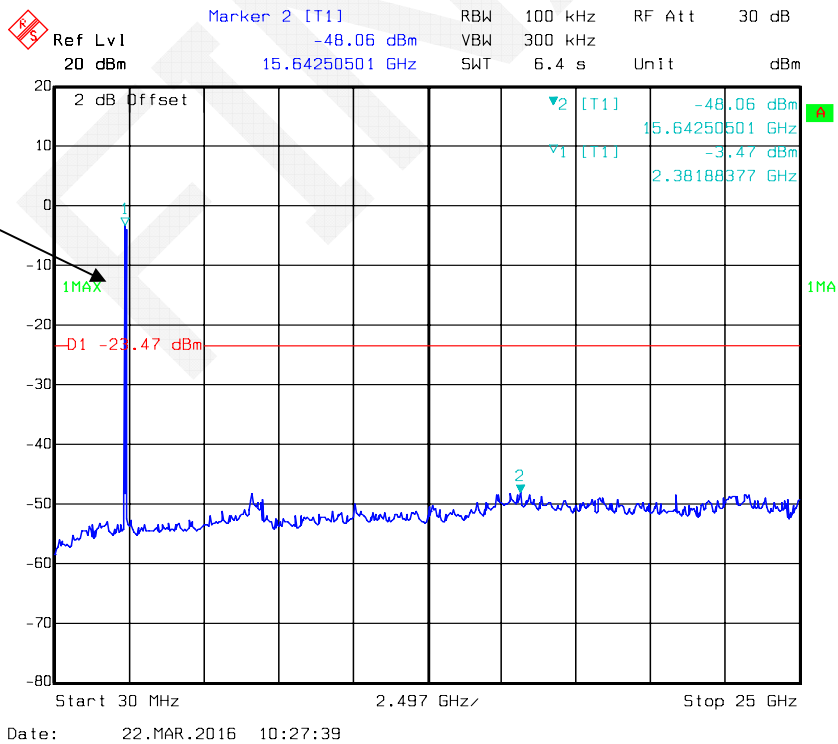


### 802.11n ht20 High Channel



Fundamental

### 802.11n ht40 Low Channel

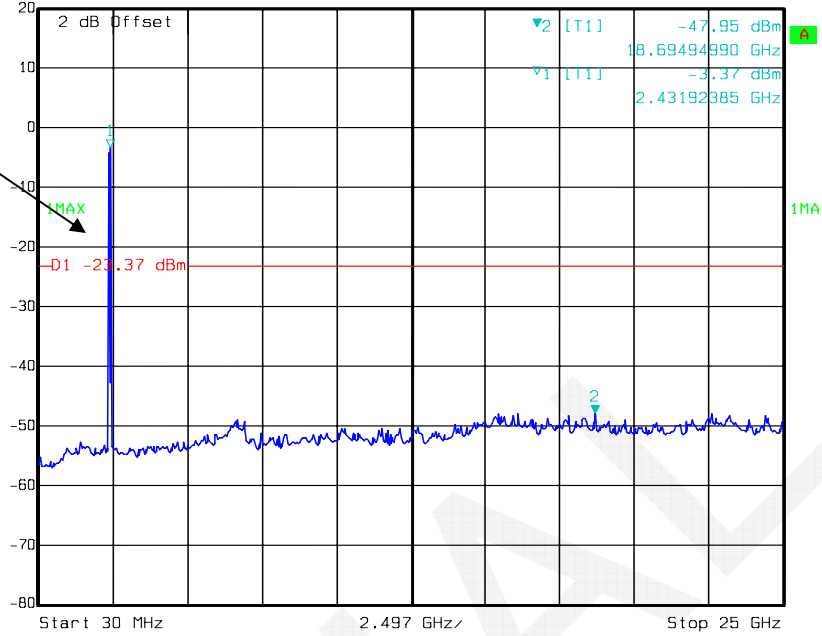


Fundamental

**802.11n ht40 Middle Channel**

⚠ Ref Lvl 20 dBm      Marker 2 [T1]      RBW 100 kHz      RF Att 30 dB  
 -47.95 dBm      VBW 300 kHz  
 18.69494990 GHz      SWT 6.4 s      Unit dBm

Fundamental

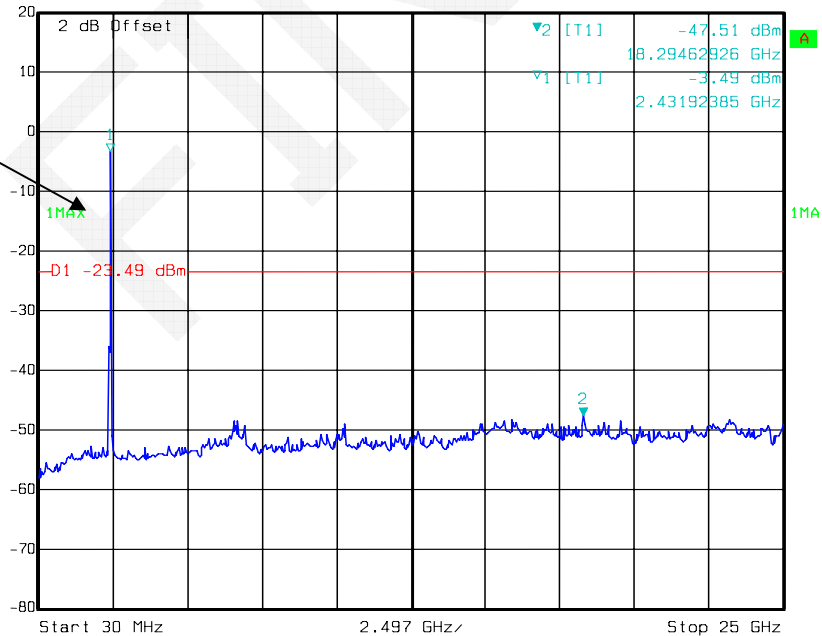


Date: 22.MAR.2016 10:31:44

**802.11n ht40 High Channel**

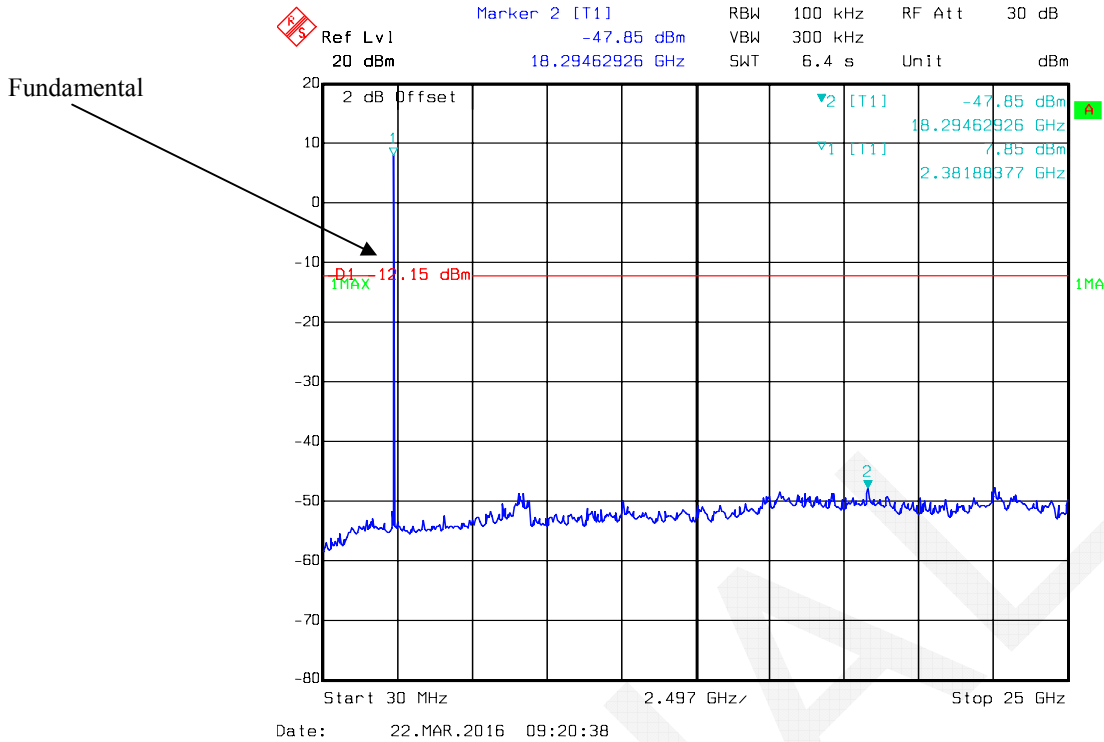
⚠ Ref Lvl 20 dBm      Marker 2 [T1]      RBW 100 kHz      RF Att 30 dB  
 -47.51 dBm      VBW 300 kHz  
 18.29462926 GHz      SWT 6.4 s      Unit dBm

Fundamental

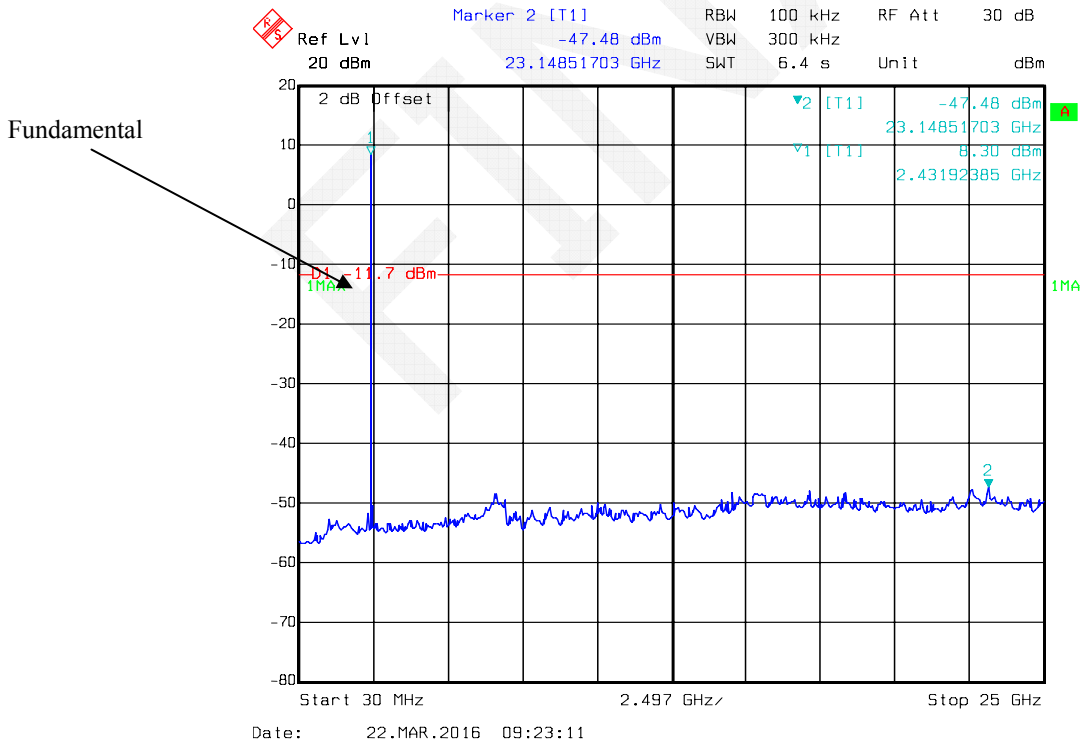


Date: 22.MAR.2016 10:35:55

**BLE Low Channel**



**BLE Middle Channel**

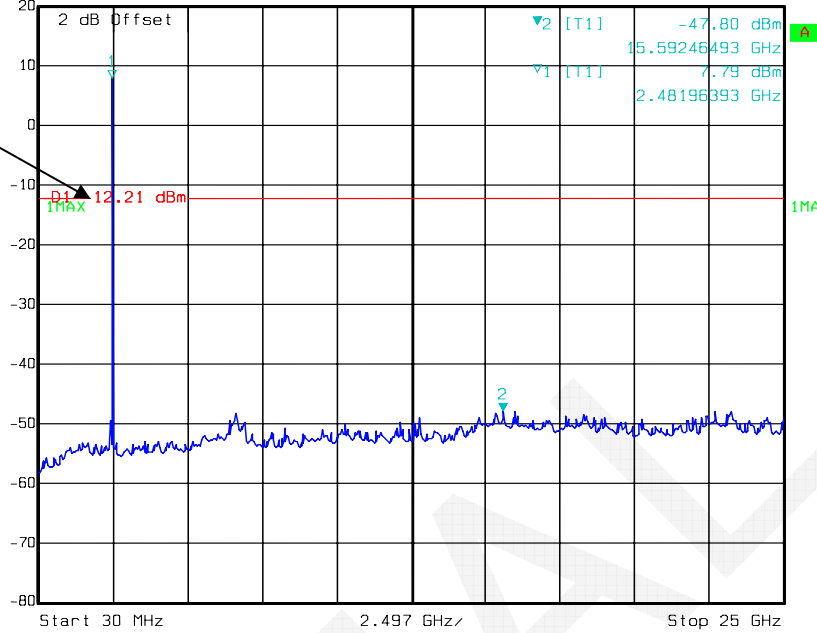




### BLE High Channel

Ref Lvl 20 dBm  
Marker 2 [T1] -47.80 dBm  
15.59246493 GHz  
RBW 100 kHz RF Att 30 dB  
VBW 300 kHz  
SWT 6.4 s Unit dBm

Fundamental



## FCC §15.247(a) (2) – 6 dB EMISSION BANDWIDTH

### Applicable Standard

Systems using digital modulation techniques may operate in the 902–928 MHz, 2400–2483.5 MHz, and 5725–5850 MHz bands. The minimum 6 dB bandwidth shall be at least 500 kHz.

### Test Procedure

According to KDB 558074 D01 DTS Meas Guidance v03r04

- a) Set RBW = 100 kHz.
- b) Set the video bandwidth (VBW)  $\geq 3 \times$  RBW
- c) Detector = Peak.
- d) Trace mode = max hold.
- e) Sweep = auto couple.
- f) Allow the trace to stabilize.
- g) Measure the maximum width of the emission that is constrained by the frequencies associated with the two outermost amplitude points (upper and lower frequencies) that are attenuated by 6 dB relative to the maximum level measured in the fundamental emission.



### Test Equipment List and Details

| Manufacturer | Description       | Model       | Serial Number | Calibration Date | Calibration Due Date |
|--------------|-------------------|-------------|---------------|------------------|----------------------|
| R&S          | Spectrum Analyzer | FSEM        | DE31388       | 2015-05-09       | 2016-05-09           |
| N/A          | Coaxial Cable     | 0.1m        | N/A           | 2015-05-06       | 2016-05-06           |
| E-Microwave  | DC Blocking       | EMDCB-00036 | 0E01201047    | 2015-05-06       | 2016-05-06           |

\* **Statement of Traceability:** Bay Area Compliance Laboratories Corp. (Dongguan) attests that all calibrations have been performed, traceable to National Primary Standards and International System of Units (SI).

### Test Data

#### Environmental Conditions

|                    |           |
|--------------------|-----------|
| Temperature:       | 24.4°C    |
| Relative Humidity: | 64 %      |
| ATM Pressure:      | 100.7 kPa |

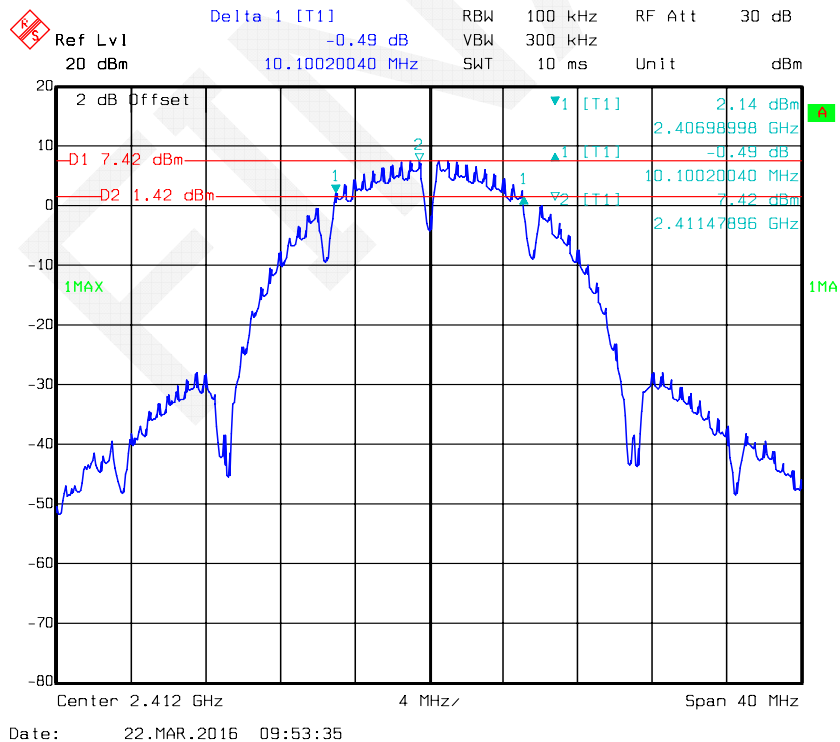
\* The testing was performed by Rocky Xiao on 2016-03-22.

Test Mode: Transmitting

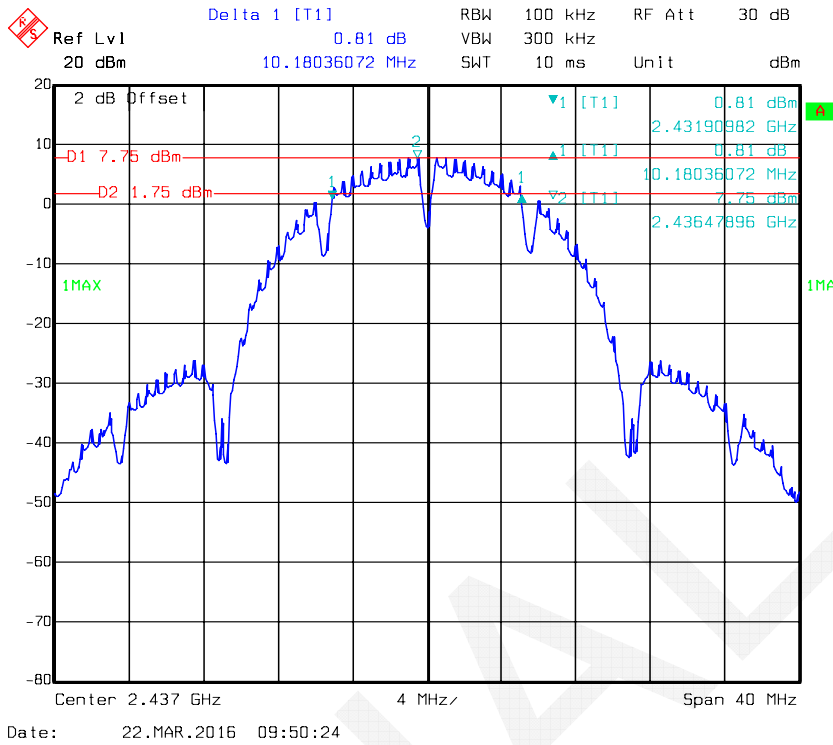
Test Result: Compliant. Please refer to the following table and plots.

| Test mode | Channel | Frequency (MHz) | 6 dB Bandwidth (MHz) | Limit (MHz) |
|-----------|---------|-----------------|----------------------|-------------|
| 802.11b   | Low     | 2412            | 10.10                | ≥0.5        |
|           | Middle  | 2437            | 10.18                | ≥0.5        |
|           | High    | 2462            | 10.02                | ≥0.5        |
| 802.11g   | Low     | 2412            | 16.59                | ≥0.5        |
|           | Middle  | 2437            | 16.59                | ≥0.5        |
|           | High    | 2462            | 16.59                | ≥0.5        |
| 802.11n20 | Low     | 2412            | 17.88                | ≥0.5        |
|           | Middle  | 2437            | 17.88                | ≥0.5        |
|           | High    | 2462            | 17.88                | ≥0.5        |
| 802.11n40 | Low     | 2422            | 36.55                | ≥0.5        |
|           | Middle  | 2437            | 36.71                | ≥0.5        |
|           | High    | 2452            | 36.39                | ≥0.5        |
| BLE       | Low     | 2402            | 0.553                | ≥0.5        |
|           | Middle  | 2440            | 0.549                | ≥0.5        |
|           | High    | 2480            | 0.553                | ≥0.5        |

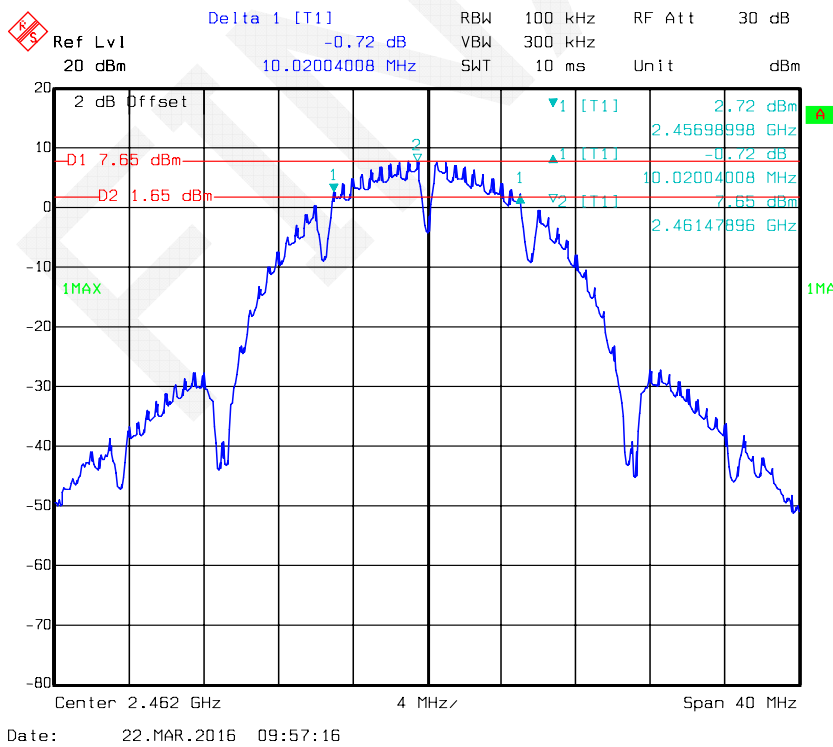
802.11b Low Channel



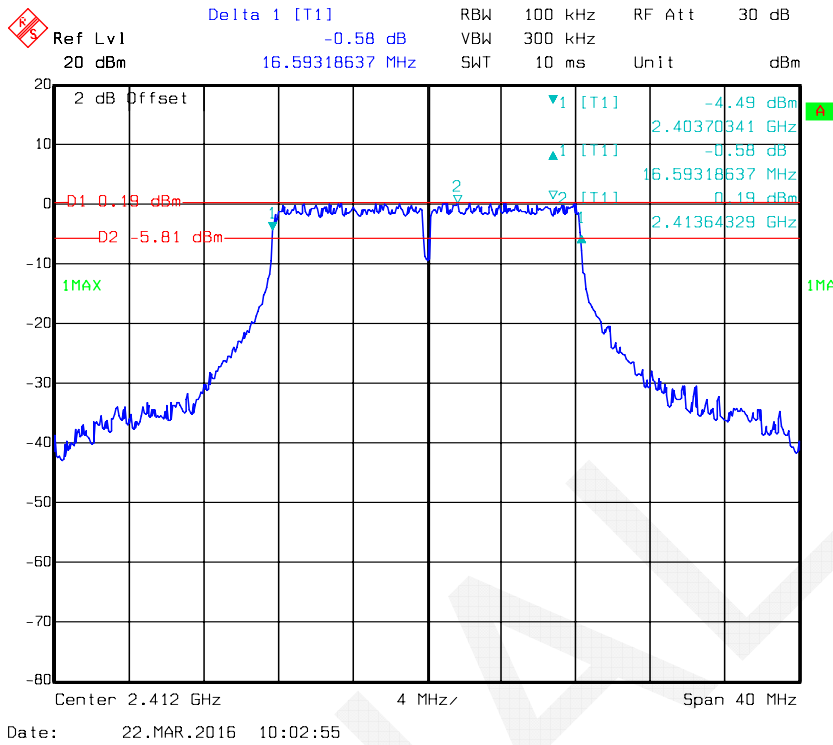
### 802.11b Middle Channel



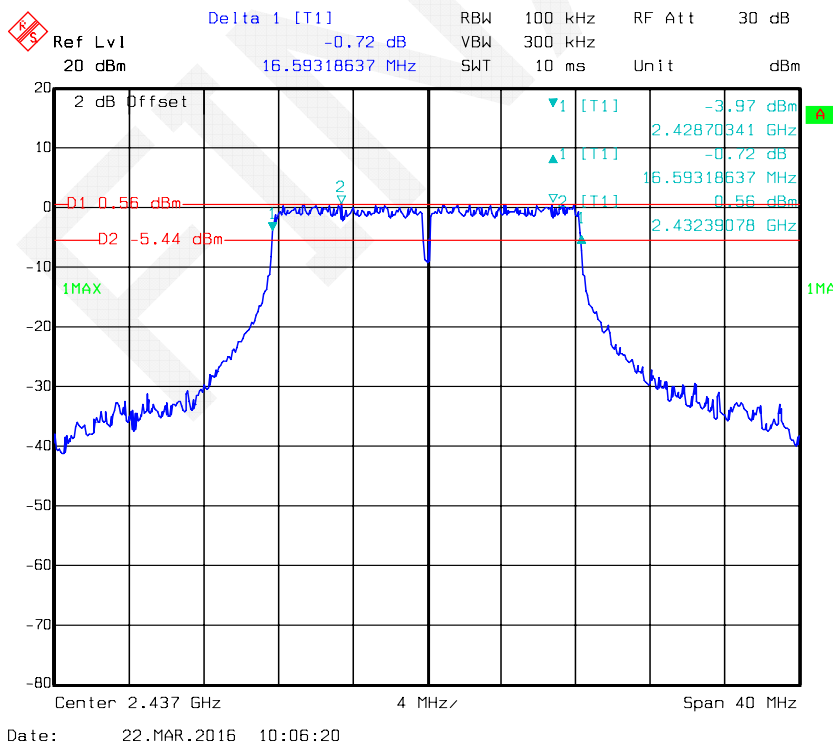
### 802.11b High Channel



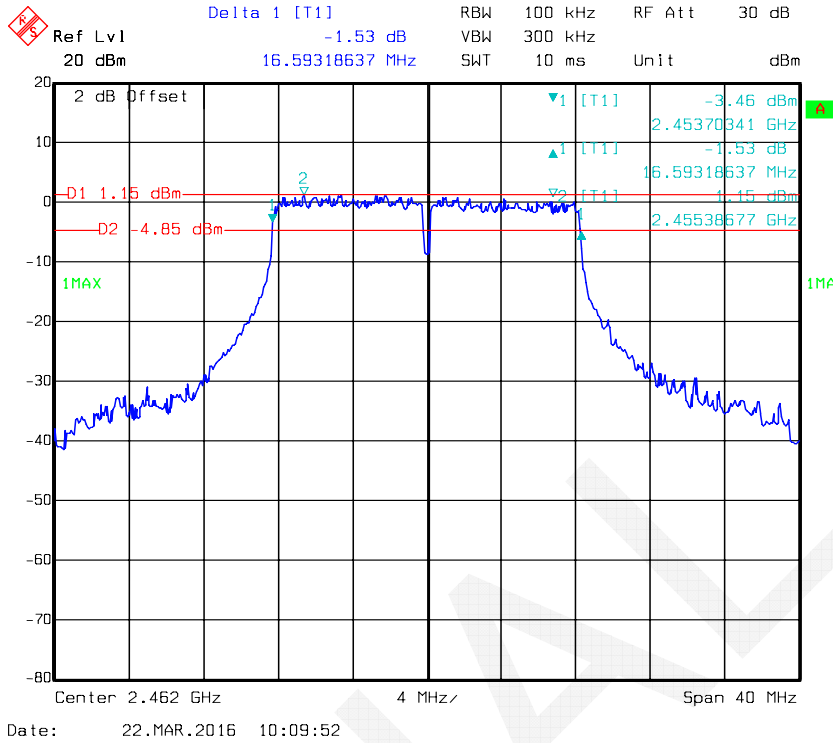
### 802.11g Low Channel



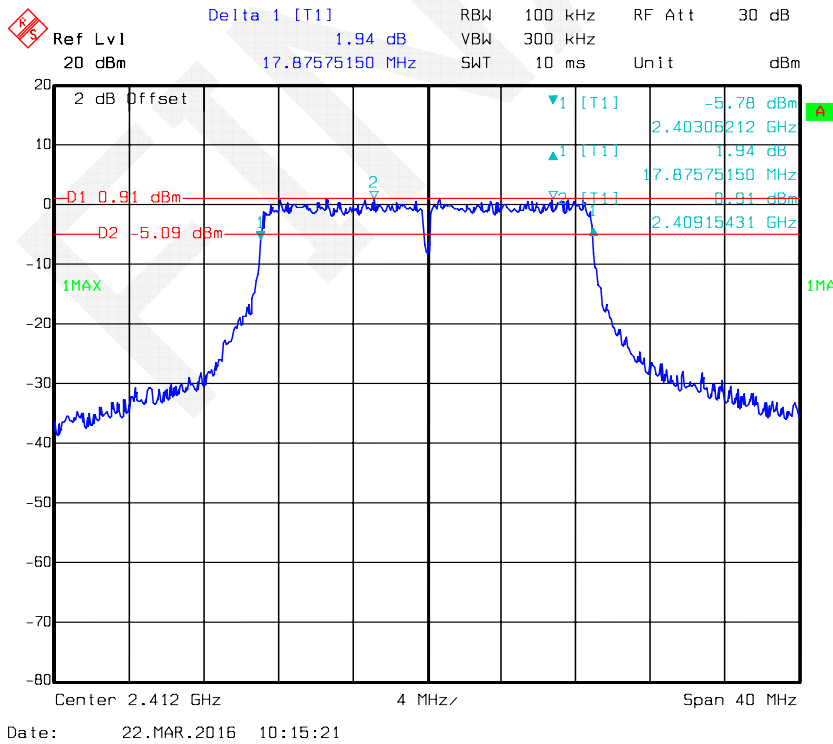
### 802.11g Middle Channel



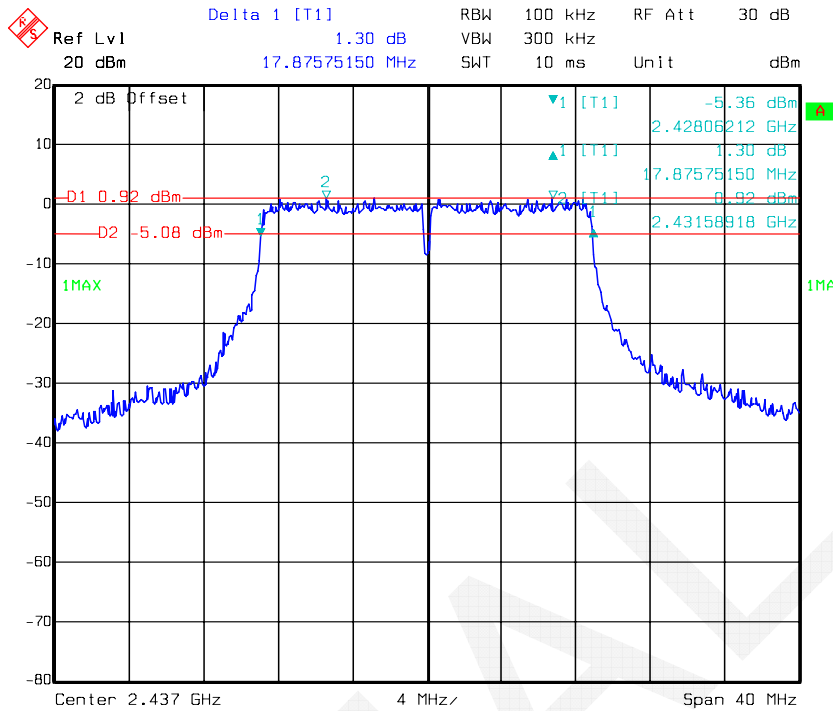
### 802.11g High Channel



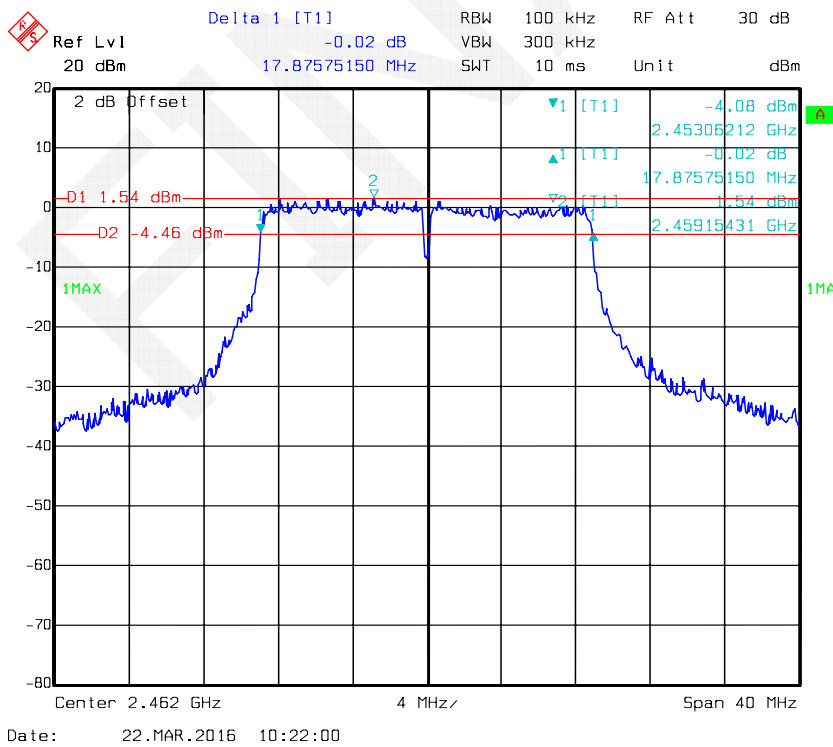
### 802.11n ht20 Low Channel



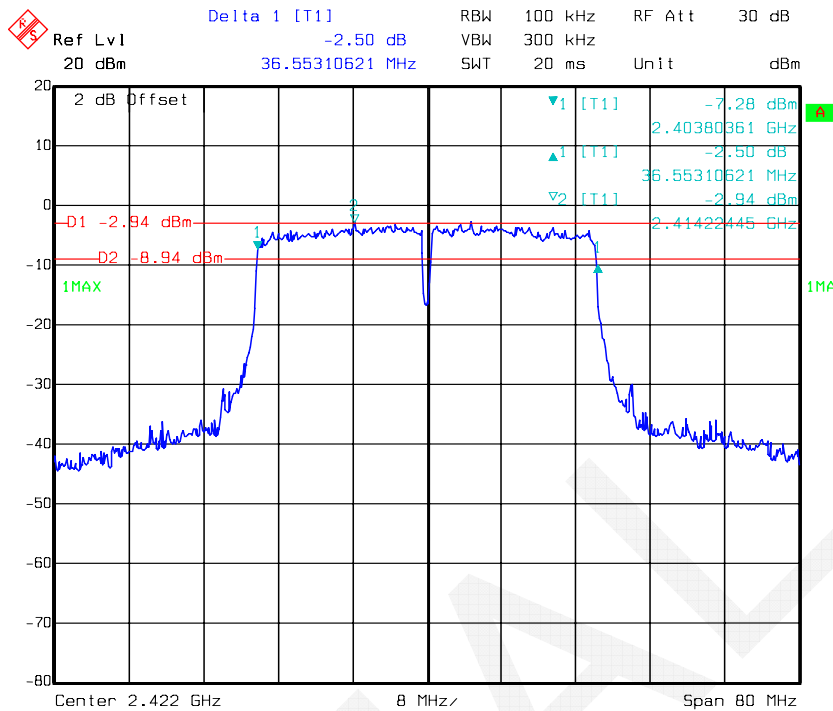
### 802.11n ht20 Middle Channel



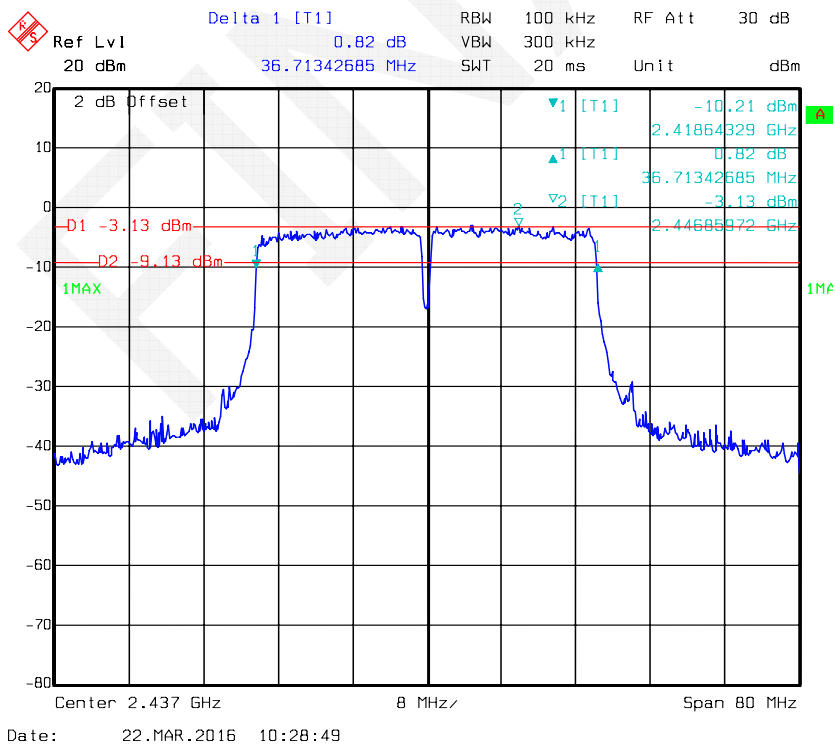
### 802.11n ht20 High Channel



### 802.11n ht40 Low Channel

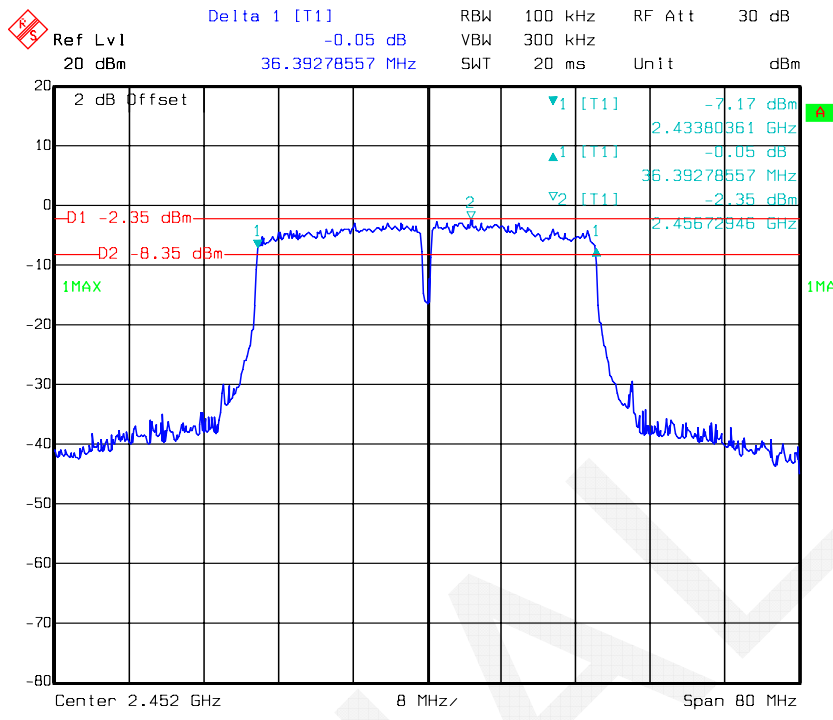


### 802.11n ht40 Middle Channel

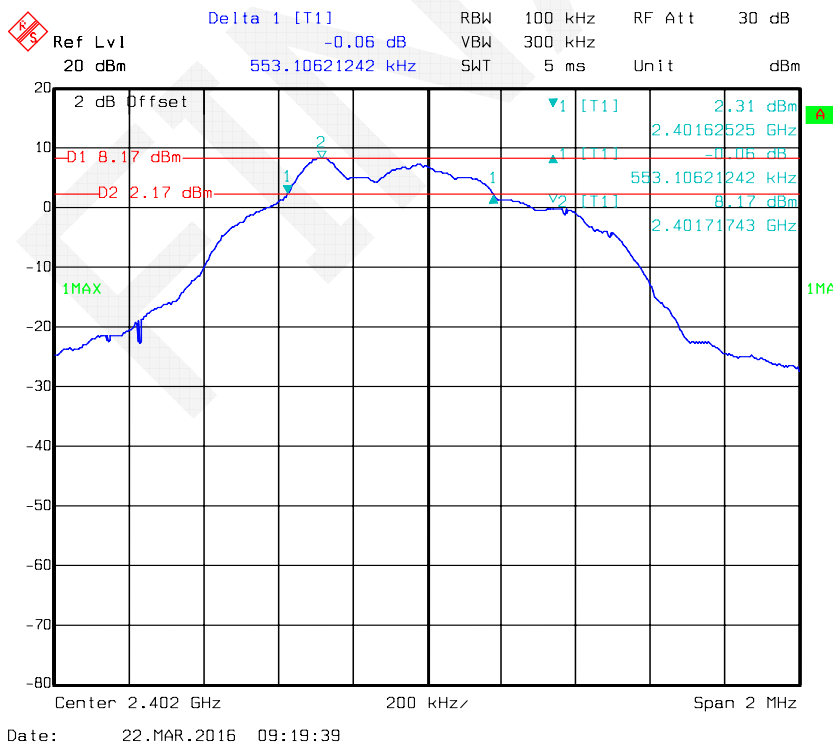




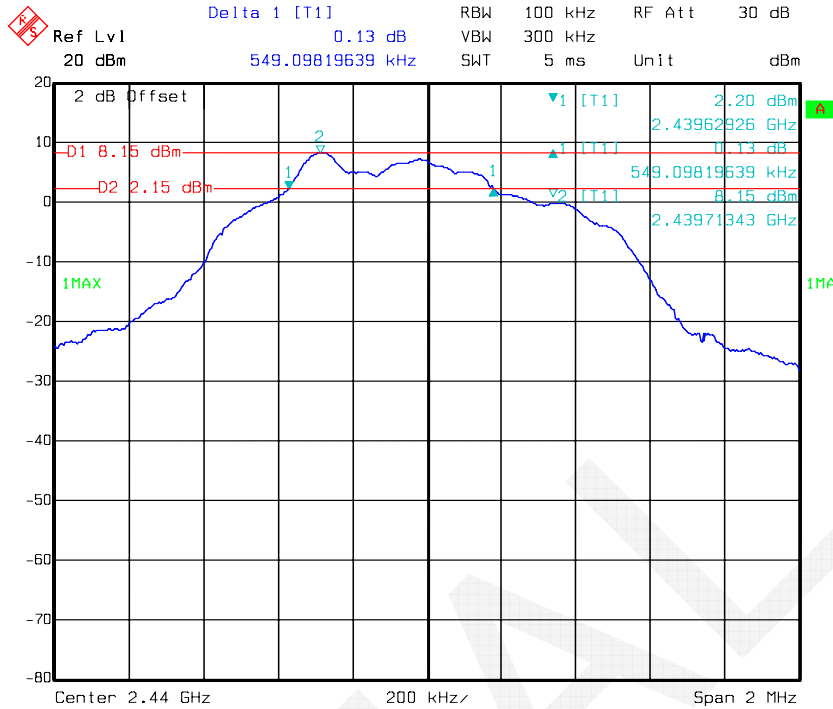
### 802.11n ht40 High Channel



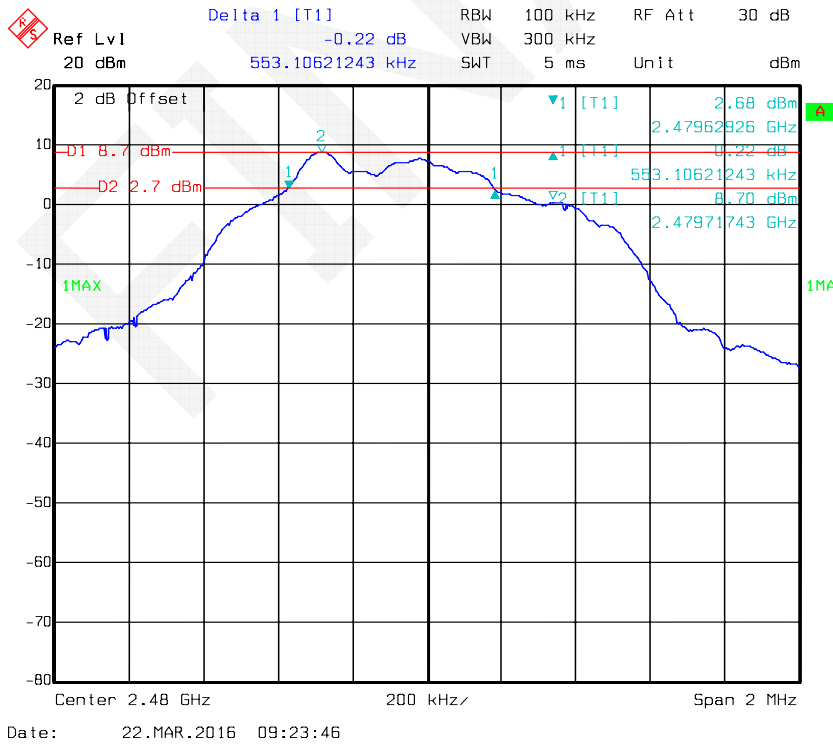
### BLE Low Channel



### BLE Middle Channel



### BLE High Channel



## FCC §15.247(b) (3) - MAXIMUM CONDUCTED OUTPUT POWER

### Applicable Standard

According to FCC §15.247(b) (3), for systems using digital modulation in the 902-928 MHz, 2400-2483.5 MHz, and 5725-5850 MHz bands: 1 Watt. As an alternative to a peak power measurement, compliance with the one Watt limit can be based on a measurement of the maximum conducted output power. Maximum Conducted Output Power is defined as the total transmit power delivered to all antennas and antenna elements averaged across all symbols in the signaling alphabet when the transmitter is operating at its maximum power control level. Power must be summed across all antennas and antenna elements. The average must not include any time intervals during which the transmitter is off or is transmitting at a reduced power level. If multiple modes of operation are possible (e.g., alternative modulation methods), the maximum conducted output power is the highest total transmit power occurring in any mode.

### Test Procedure

According to KDB 558074 D01 DTS Meas Guidance v03r04

1. Place the EUT on a bench and set it in transmitting mode.
2. Remove the antenna from the EUT and then connect a low loss RF cable from the antenna port to test equipment.
3. Add a correction factor to the display.



### Test Equipment List and Details

| Manufacturer | Description           | Model       | Serial Number | Calibration Date | Calibration Due Date |
|--------------|-----------------------|-------------|---------------|------------------|----------------------|
| Agilent      | Wideband Power Sensor | N1921A      | MY54210016    | 2015-11-03       | 2016-11-03           |
| Agilent      | Wideband Power Sensor | N1921A      | MY54170013    | 2015-11-03       | 2016-11-03           |
| Agilent      | P-Series Power Meter  | N1912A      | MY5000448     | 2015-11-03       | 2016-11-03           |
| N/A          | Coaxial Cable         | 0.1m        | N/A           | 2015-05-06       | 2016-05-06           |
| E-Microwave  | DC Blocking           | EMDCB-00036 | 0E01201047    | 2015-05-06       | 2016-05-06           |

\* **Statement of Traceability:** Bay Area Compliance Laboratories Corp. (Dongguan) attests that all calibrations have been performed, traceable to National Primary Standards and International System of Units (SI).

### Test Data

#### Environmental Conditions

|                           |           |
|---------------------------|-----------|
| <b>Temperature:</b>       | 24.4°C    |
| <b>Relative Humidity:</b> | 64 %      |
| <b>ATM Pressure:</b>      | 100.7 kPa |

\* The testing was performed by Rocky Xiao on 2016-03-22.

Test Mode: Transmitting

Test Result: Compliant. Please refer to the following table.

WIFI:

| Test mode | Channel | Frequency | Max Peak Conducted Output Power | Max Conducted Average Output Power | Limit | Result     |
|-----------|---------|-----------|---------------------------------|------------------------------------|-------|------------|
|           |         | (MHz)     | (dBm)                           | (dBm)                              | (dBm) |            |
| 802.11b   | Low     | 2412      | 20.94                           | 19.28                              | 30    | Compliance |
|           | Middle  | 2437      | 21.3                            | 19.69                              | 30    | Compliance |
|           | High    | 2462      | 20.85                           | 19.18                              | 30    | Compliance |
| 802.11g   | Low     | 2412      | 20.77                           | 15.96                              | 30    | Compliance |
|           | Middle  | 2437      | 20.9                            | 16.1                               | 30    | Compliance |
|           | High    | 2462      | 21.16                           | 16.42                              | 30    | Compliance |
| 802.11n20 | Low     | 2412      | 21.31                           | 16.7                               | 30    | Compliance |
|           | Middle  | 2437      | 21.12                           | 16.45                              | 30    | Compliance |
|           | High    | 2462      | 21.48                           | 16.81                              | 30    | Compliance |
| 802.11n40 | Low     | 2422      | 21.13                           | 14.17                              | 30    | Compliance |
|           | Middle  | 2437      | 21.29                           | 14.35                              | 30    | Compliance |
|           | High    | 2452      | 21.35                           | 14.44                              | 30    | Compliance |

BLE:

| Test mode | Channel | Frequency | Max Peak Conducted Output Power | Limit | Result     |
|-----------|---------|-----------|---------------------------------|-------|------------|
|           |         | (MHz)     | (dBm)                           | (dBm) |            |
| BLE       | Low     | 2402      | 8.1                             | 30    | Compliance |
|           | Middle  | 2440      | 8.1                             | 30    | Compliance |
|           | High    | 2480      | 8.8                             | 30    | Compliance |

## FCC §15.247(d) – 100 kHz BANDWIDTH OF FREQUENCY BAND EDGE

### Applicable Standard

In any 100 kHz bandwidth outside the frequency band in which the spread spectrum or digitally modulated intentional radiator is operating, the radio frequency power that is produced by the intentional radiator shall be at least 20 dB below that in the 100 kHz bandwidth within the band that contains the highest level of the desired power, based on either an RF conducted or a radiated measurement, provided the transmitter demonstrates compliance with the peak conducted power limits. If the transmitter complies with the conducted power limits based on the use of RMS averaging over a time interval, as permitted under paragraph (b)(3) of this section, the attenuation required under this paragraph shall be 30 dB instead of 20 dB. Attenuation below the general limits specified in §15.209(a) is not required. In addition, radiated emissions which fall in the restricted bands, as defined in §15.205(a), must also comply with the radiated emission limits specified in §15.209(a) (see §15.205(c)).

### Test Procedure

1. Check the calibration of the measuring instrument using either an internal calibrator or a known signal from an external generator.
2. Position the EUT without connection to measurement instrument. Turn on the EUT and connect its antenna terminal to measurement instrument via a low loss cable. Then set it to any one measured frequency within its operating range, and make sure the instrument is operated in its linear range.
3. Set RBW to 100 kHz and VBW of spectrum analyzer to 300 kHz with a convenient frequency span including 100 kHz bandwidth from band edge.
4. Measure the highest amplitude appearing on spectral display and set it as a reference level. Plot the graph with marking the highest point and edge frequency.
5. Repeat above procedures until all measured frequencies were complete.

### Test Equipment List and Details

| Manufacturer | Description       | Model       | Serial Number | Calibration Date | Calibration Due Date |
|--------------|-------------------|-------------|---------------|------------------|----------------------|
| R&S          | Spectrum Analyzer | FSEM        | DE31388       | 2015-05-09       | 2016-05-09           |
| N/A          | Coaxial Cable     | 0.1m        | N/A           | 2015-05-06       | 2016-05-06           |
| E-Microwave  | DC Blocking       | EMDCB-00036 | 0E01201047    | 2015-05-06       | 2016-05-06           |

\* **Statement of Traceability:** Bay Area Compliance Laboratories Corp. (Dongguan) attests that all calibrations have been performed, traceable to National Primary Standards and International System of Units (SI).

### Test Data

#### Environmental Conditions

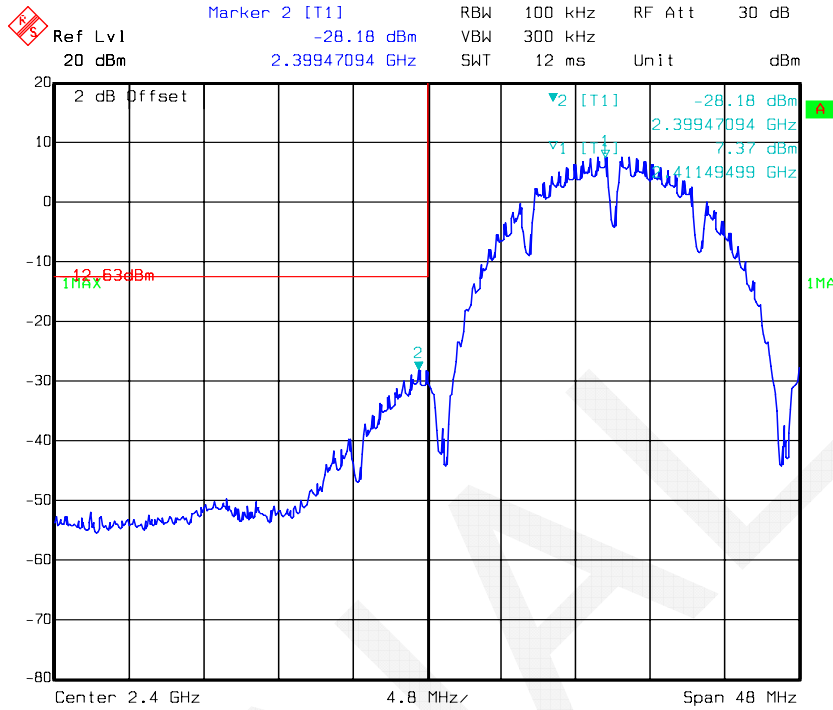
|                    |           |
|--------------------|-----------|
| Temperature:       | 24.4°C    |
| Relative Humidity: | 64 %      |
| ATM Pressure:      | 100.7 kPa |

\* The testing was performed by Rocky Xiao on 2016-03-22.

Test mode: Transmitting

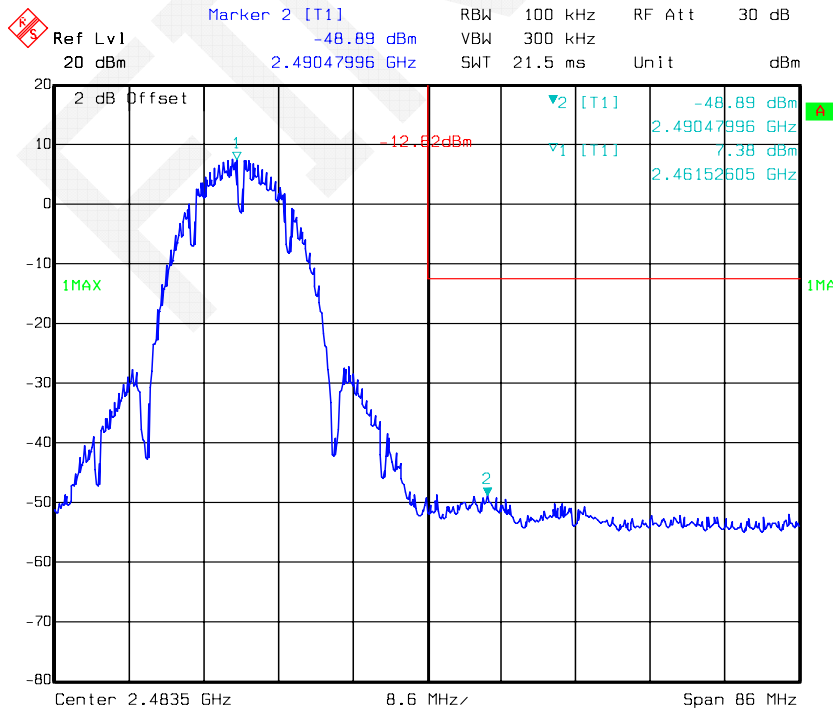
Test Result: Compliant. Please refer to following plots.

**802.11b: Band Edge, Left Side**



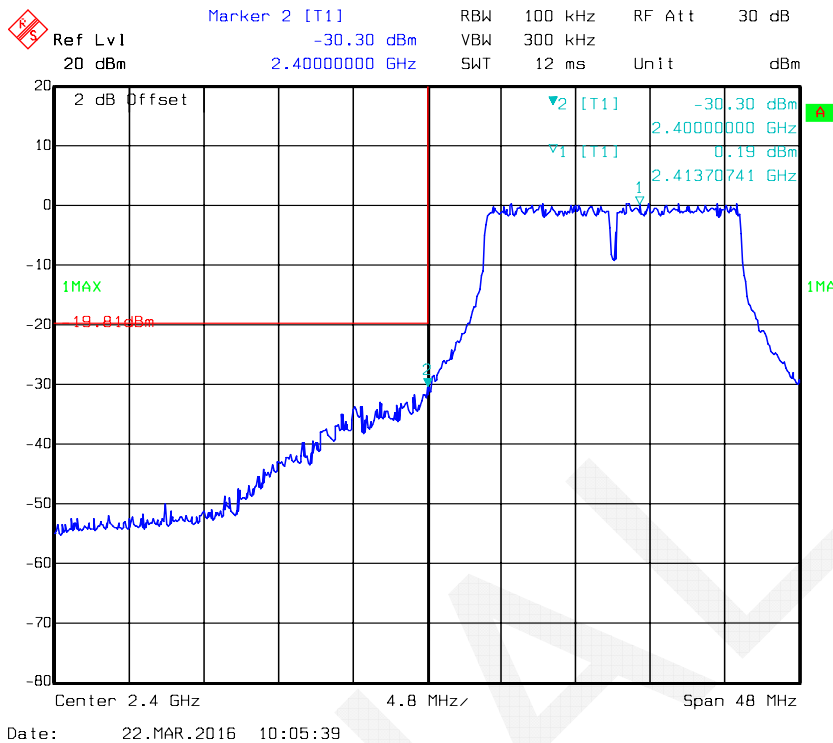
Date: 22.MAR.2016 09:55:39

**802.11b: Band Edge, Right Side**

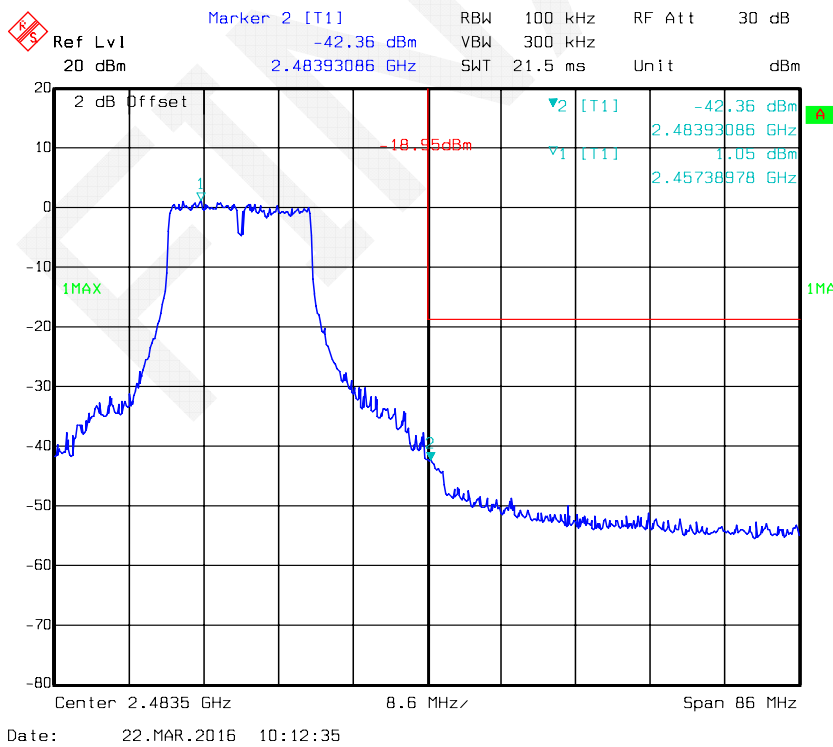


Date: 22.MAR.2016 09:59:56

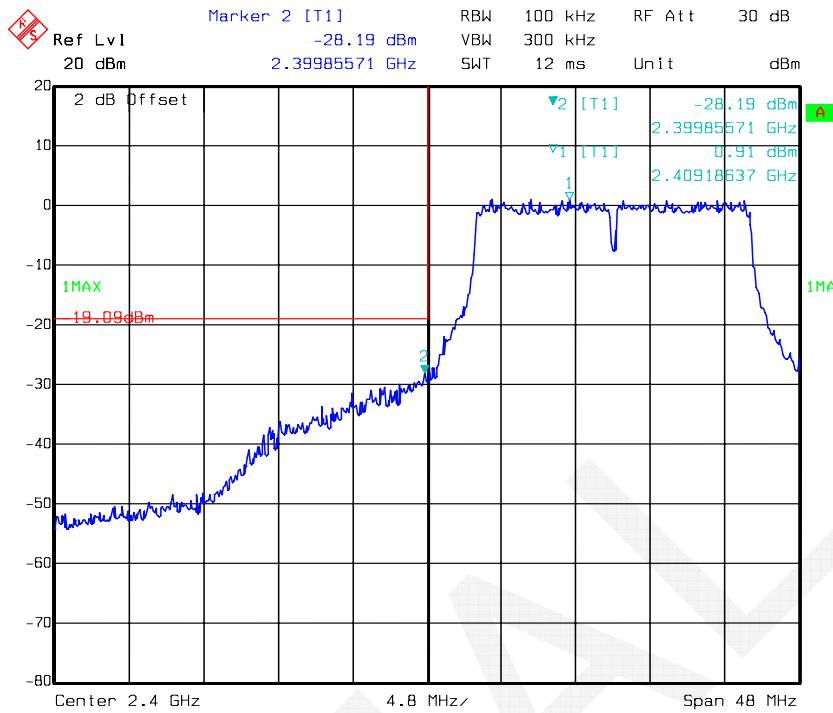
### 802.11g: Band Edge, Left Side



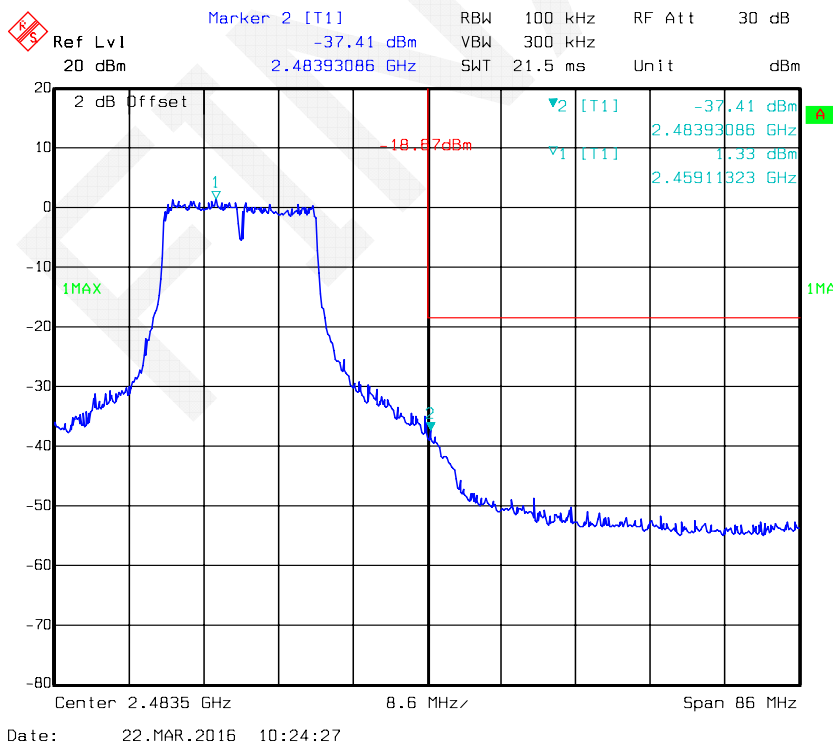
### 802.11g: Band Edge, Right Side



### 802.11n ht20 Band Edge, Left Side

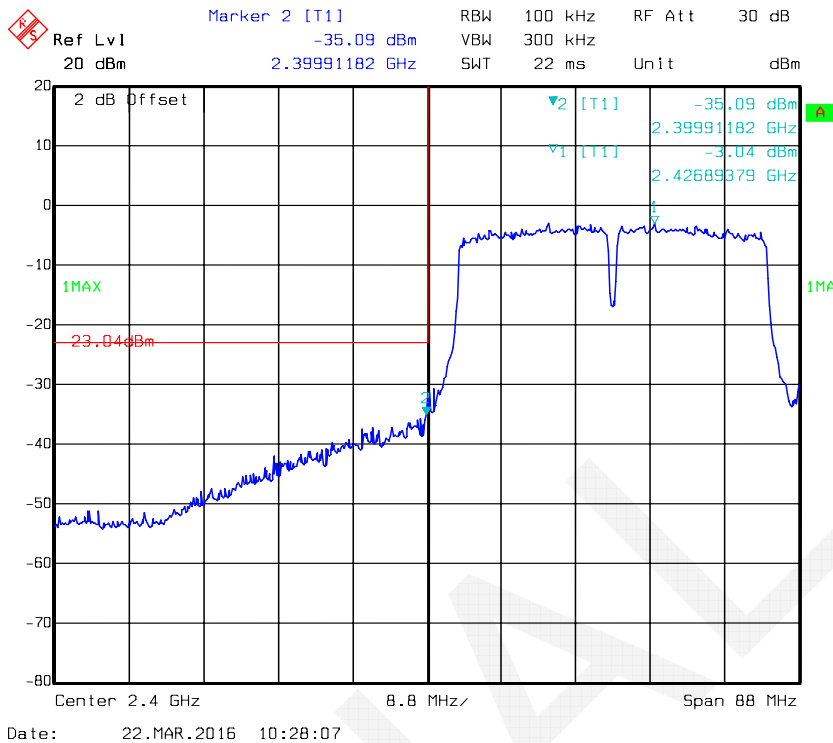


### 802.11n ht20 Band Edge, Right Side

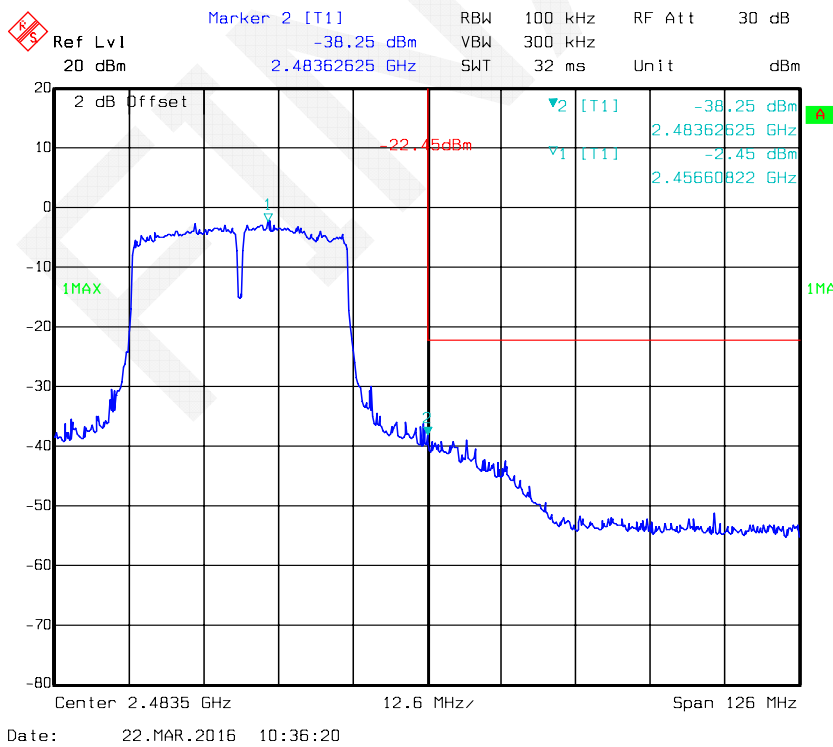




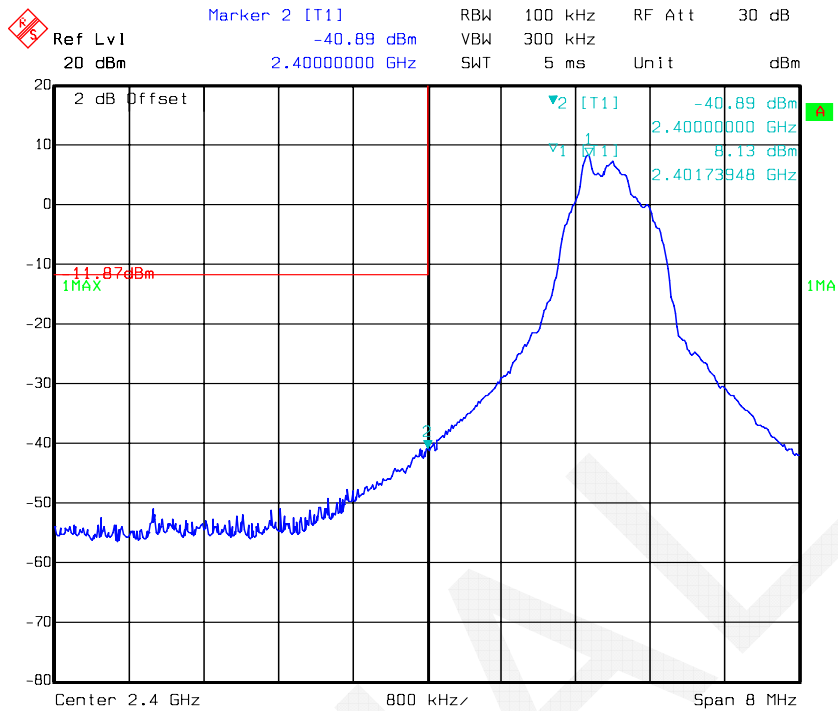
### 802.11n ht40 Band Edge, Left Side



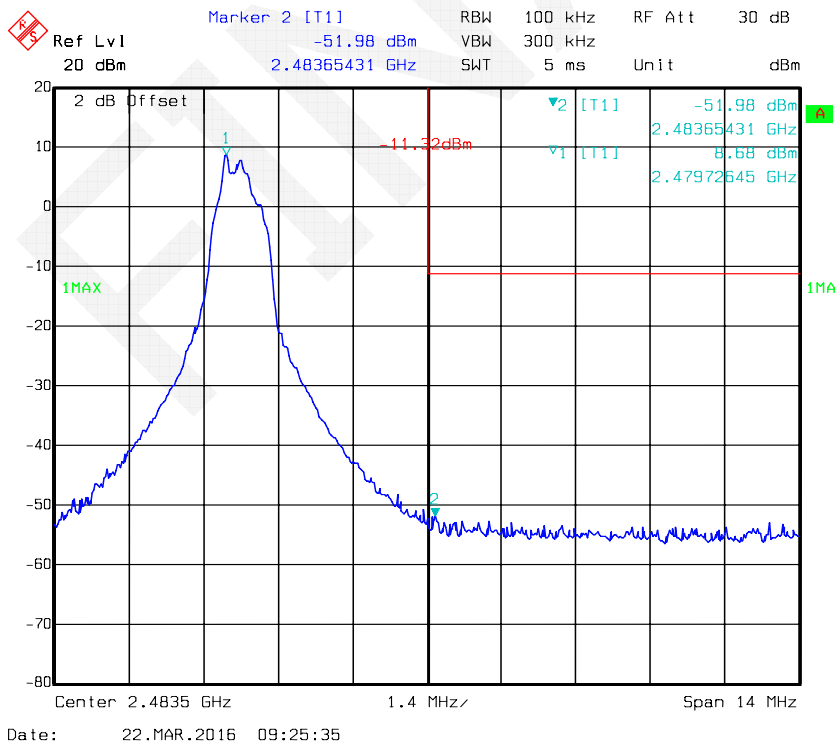
### 802.11n ht40 Band Edge, Right Side



### BLE Band Edge , Left Side



### BLE Band Edge, Right Side



## FCC §15.247(e) - POWER SPECTRAL DENSITY

### Applicable Standard

For digitally modulated systems, the power spectral density conducted from the intentional radiator to the antenna shall not be greater than 8 dBm in any 3 kHz band during any time interval of continuous transmission. This power spectral density shall be determined in accordance with the provisions of paragraph (b) of this section. The same method of determining the conducted output power shall be used to determine the power spectral density.

### Test Procedure

According to KDB 558074 D01 DTS Meas Guidance v03r04

- a) Set analyzer center frequency to DTS channel center frequency.
- b) Set the span to 1.5 times the DTS bandwidth.
- c) Set the RBW to:  $3 \text{ kHz} \leq \text{RBW} \leq 100 \text{ kHz}$ .
- d) Set the VBW  $\geq 3 \times \text{RBW}$ .
- e) Detector = peak.
- f) Sweep time = auto couple.
- g) Trace mode = max hold.
- h) Allow trace to fully stabilize.
- i) Use the peak marker function to determine the maximum amplitude level within the RBW.
- j) If measured value exceeds limit, reduce RBW (no less than 3 kHz) and repeat.

### Test Equipment List and Details

| Manufacturer | Description       | Model       | Serial Number | Calibration Date | Calibration Due Date |
|--------------|-------------------|-------------|---------------|------------------|----------------------|
| R&S          | Spectrum Analyzer | FSEM        | DE31388       | 2015-05-09       | 2016-05-09           |
| N/A          | Coaxial Cable     | 0.1m        | N/A           | 2015-05-06       | 2016-05-06           |
| E-Microwave  | DC Blocking       | EMDCB-00036 | 0E01201047    | 2015-05-06       | 2016-05-06           |

\* **Statement of Traceability:** Bay Area Compliance Laboratories Corp. (Dongguan) attests that all calibrations have been performed, traceable to National Primary Standards and International System of Units (SI).

### Test Data

#### Environmental Conditions

|                    |           |
|--------------------|-----------|
| Temperature:       | 24.4°C    |
| Relative Humidity: | 64 %      |
| ATM Pressure:      | 100.7 kPa |

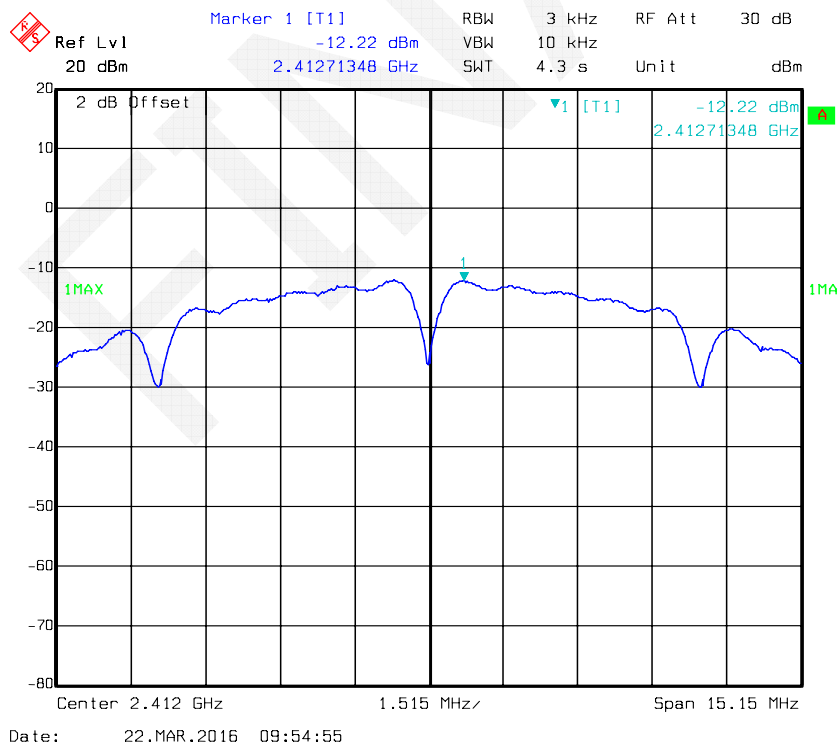
\* The testing was performed by Rocky Xiao on 2016-03-22.

Test Mode: Transmitting

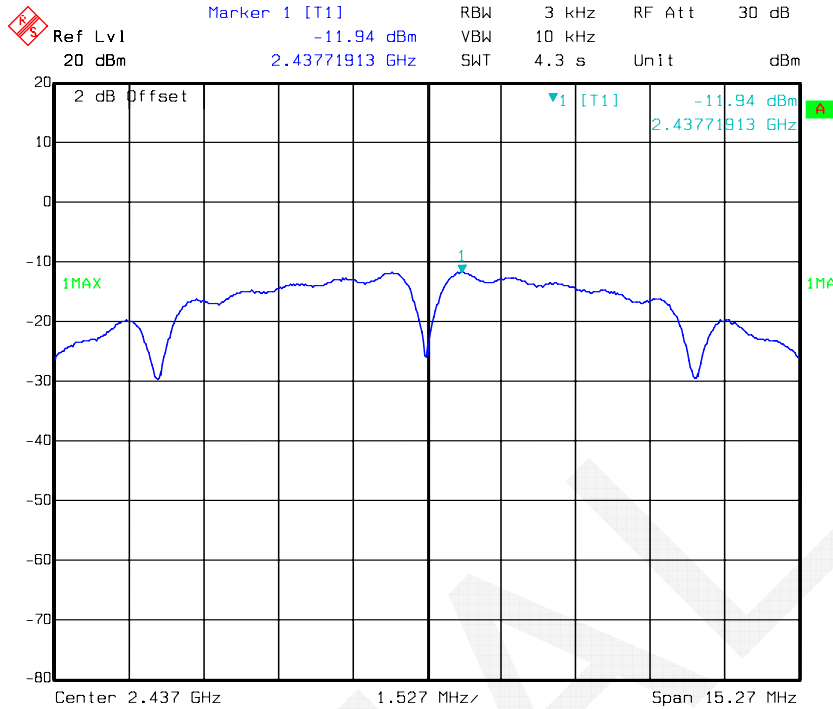
Test Result: Compliant. Please refer to the following table and plots

| Test mode | Channel | Frequency (MHz) | PSD (dBm/3kHz) | Limit (dBm/3kHz) |
|-----------|---------|-----------------|----------------|------------------|
| 802.11b   | Low     | 2412            | -12.22         | ≤8               |
|           | Middle  | 2437            | -11.94         | ≤8               |
|           | High    | 2462            | -12.12         | ≤8               |
| 802.11g   | Low     | 2412            | -14.42         | ≤8               |
|           | Middle  | 2437            | -14.21         | ≤8               |
|           | High    | 2462            | -13.71         | ≤8               |
| 802.11n20 | Low     | 2412            | -13.04         | ≤8               |
|           | Middle  | 2437            | -13.00         | ≤8               |
|           | High    | 2462            | -12.49         | ≤8               |
| 802.11n40 | Low     | 2422            | -14.74         | ≤8               |
|           | Middle  | 2437            | -14.68         | ≤8               |
|           | High    | 2452            | -14.4          | ≤8               |
| BLE       | Low     | 2402            | -9.16          | ≤8               |
|           | Middle  | 2440            | -9.16          | ≤8               |
|           | High    | 2480            | -8.62          | ≤8               |

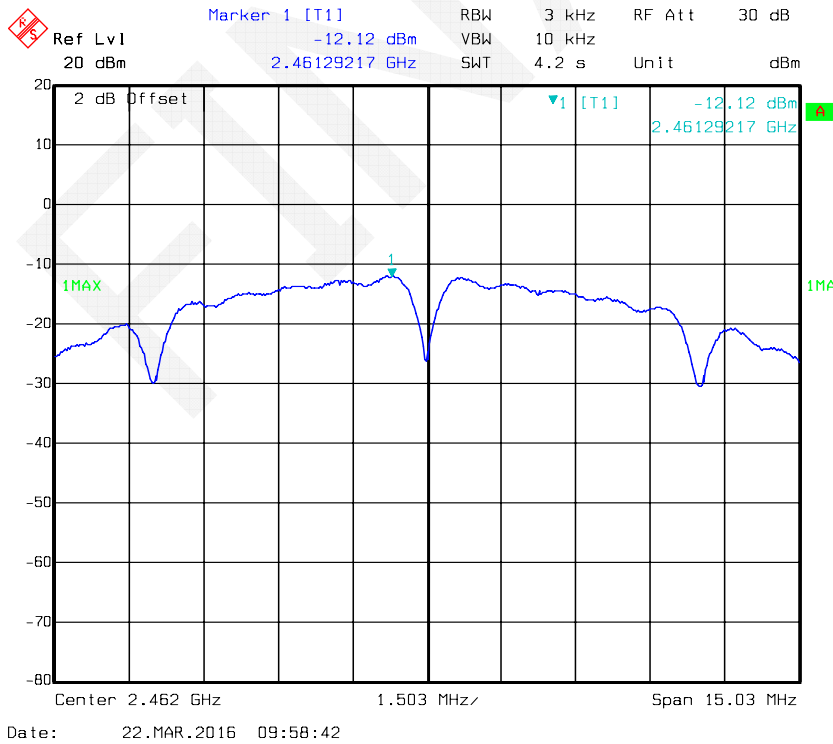
Power Spectral Density, 802.11b Low Channel



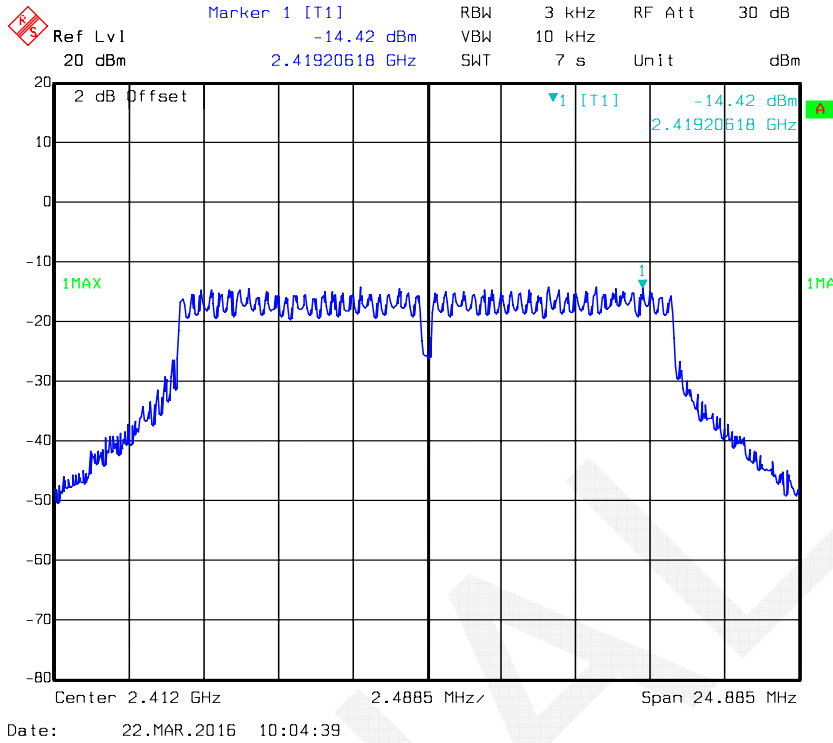
### Power Spectral Density, 802.11b Middle Channel



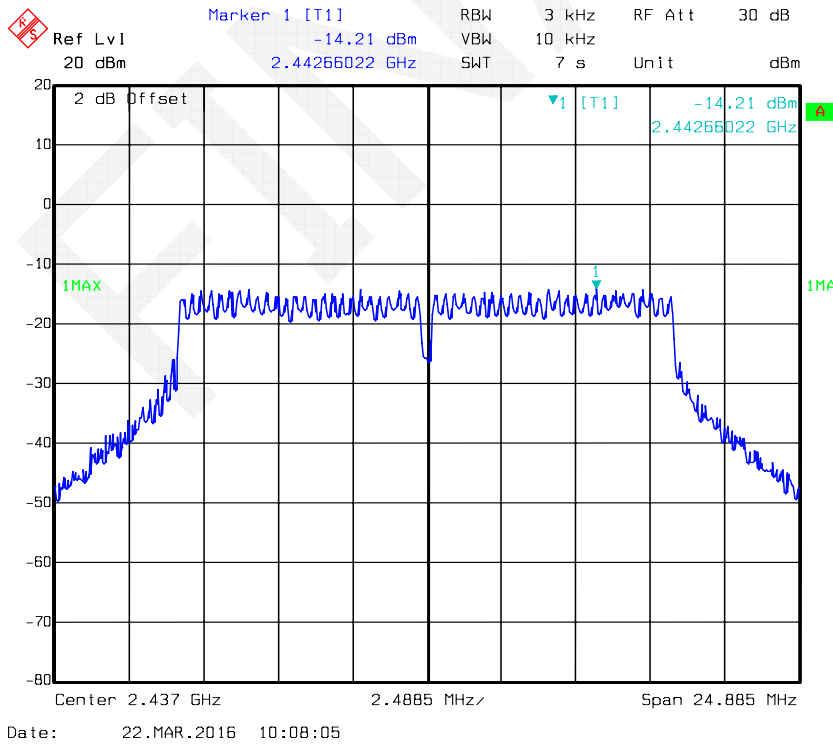
### Power Spectral Density, 802.11b High Channel



### Power Spectral Density, 802.11g Low Channel

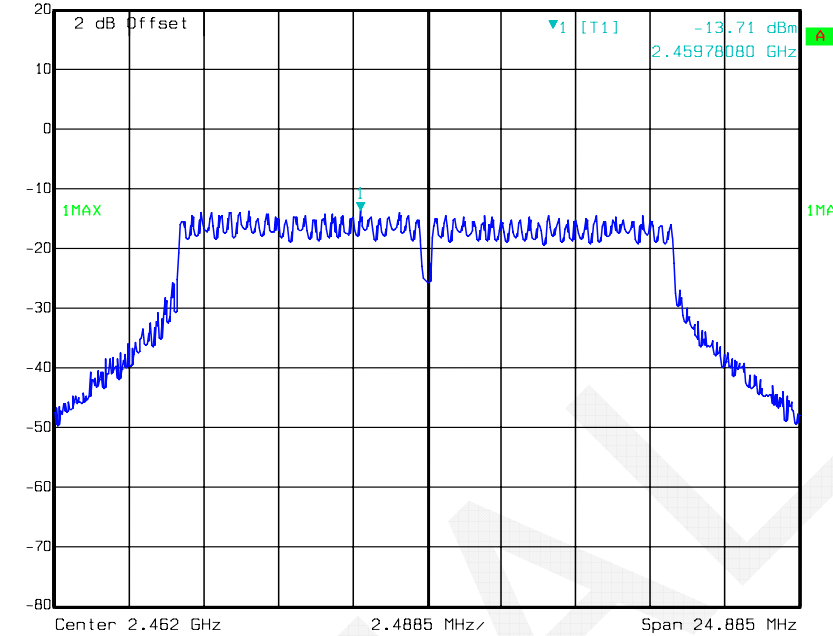


### Power Spectral Density, 802.11g Middle Channel



**Power Spectral Density, 802.11g High Channel**

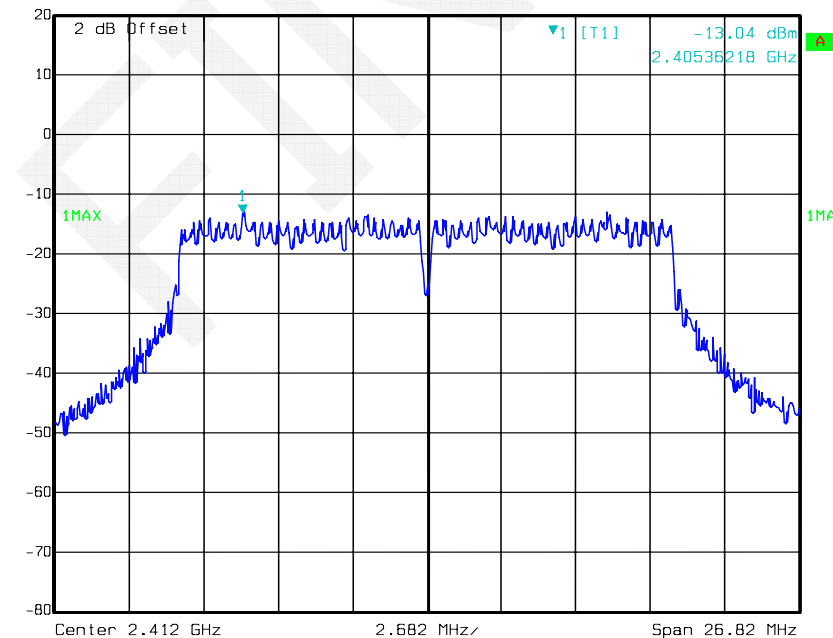
✖ Marker 1 [T1] RBW 3 kHz RF Att 30 dB  
 Ref Lvl -13.71 dBm VBW 10 kHz  
 20 dBm 2.45978080 GHz SWT 7 s Unit dBm



Date: 22.MAR.2016 10:11:36

**Power Spectral Density, 802.11n ht20 Low Channel**

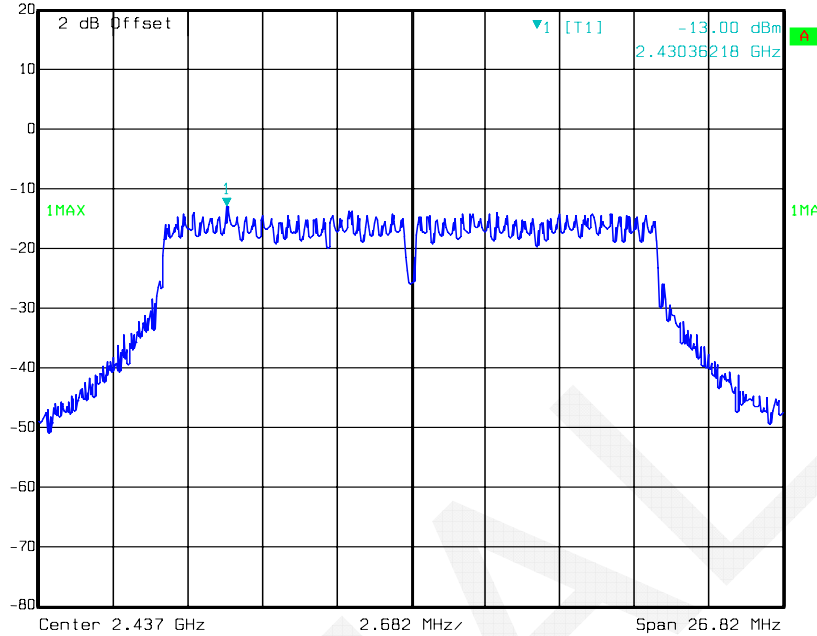
✖ Marker 1 [T1] RBW 3 kHz RF Att 30 dB  
 Ref Lvl -13.04 dBm VBW 10 kHz  
 20 dBm 2.40536218 GHz SWT 7.6 s Unit dBm



Date: 22.MAR.2016 10:17:10

**Power Spectral Density, 802.11n ht20 Middle Channel**

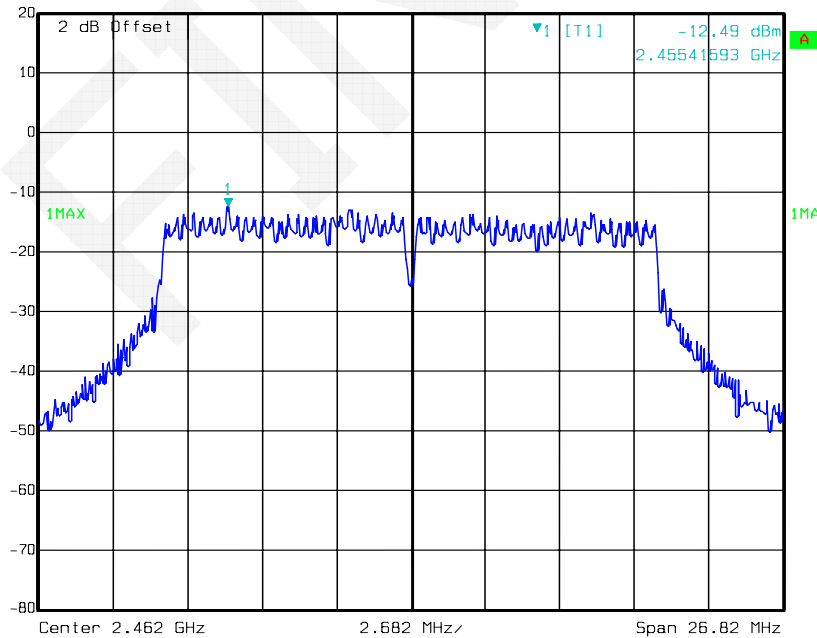
⚠ Marker 1 [T1] RBW 3 kHz RF Att 30 dB  
 Ref Lvl -13.00 dBm VBW 10 kHz  
 20 dBm 2.43036218 GHz SWT 7.6 s Unit dBm



Date: 22.MAR.2016 10:20:34

**Power Spectral Density, 802.11n ht20 High Channel**

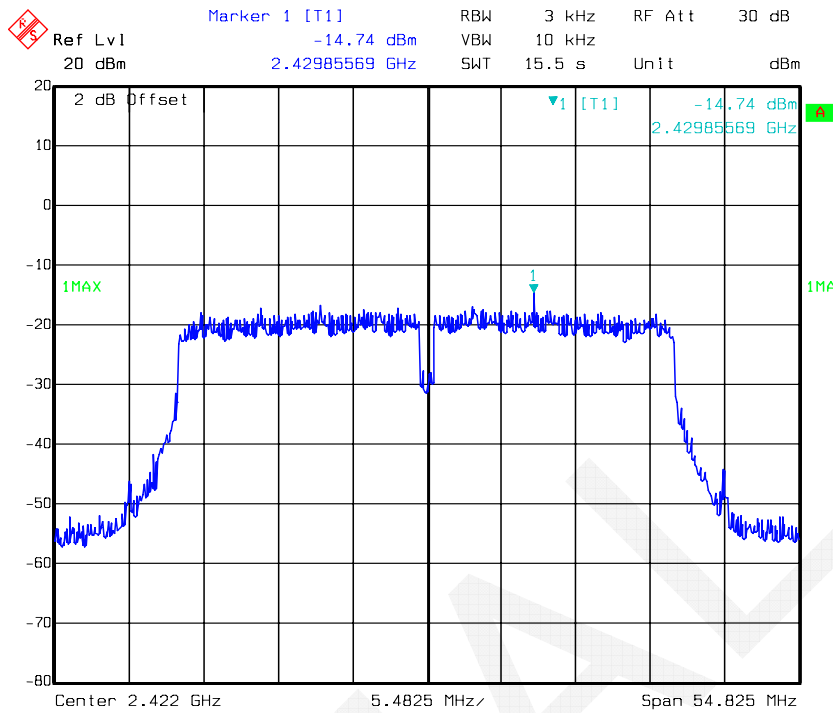
⚠ Marker 1 [T1] RBW 3 kHz RF Att 30 dB  
 Ref Lvl -12.49 dBm VBW 10 kHz  
 20 dBm 2.45541593 GHz SWT 7.6 s Unit dBm



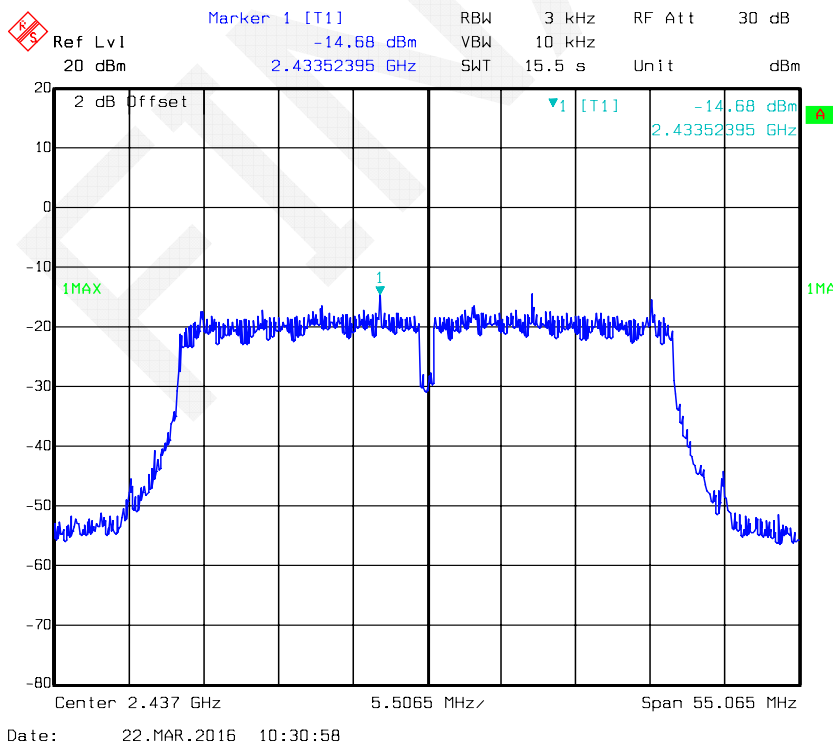
Date: 22.MAR.2016 10:23:42



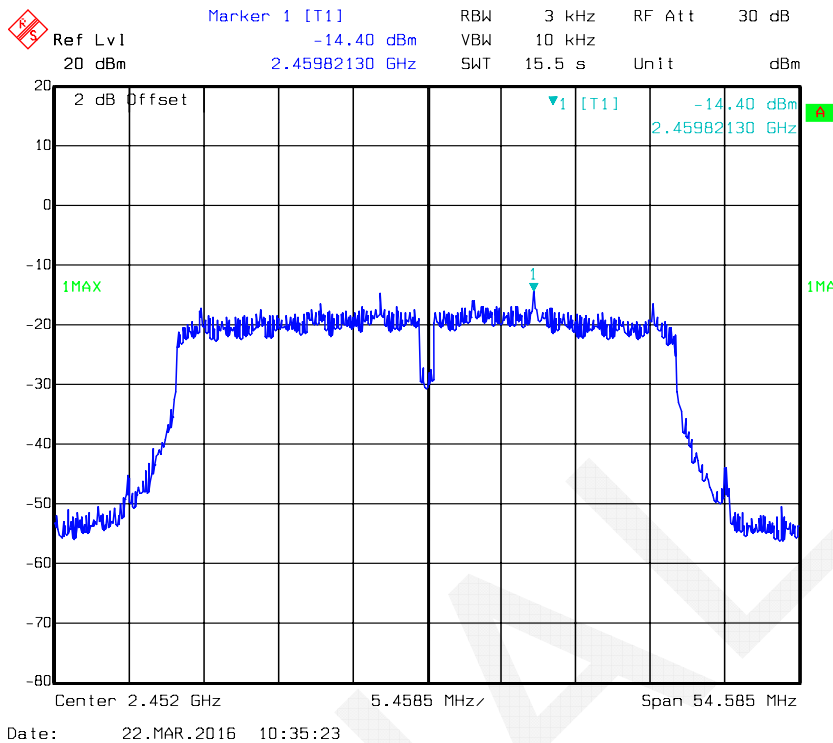
**Power Spectral Density, 802.11n ht40 Low Channel**



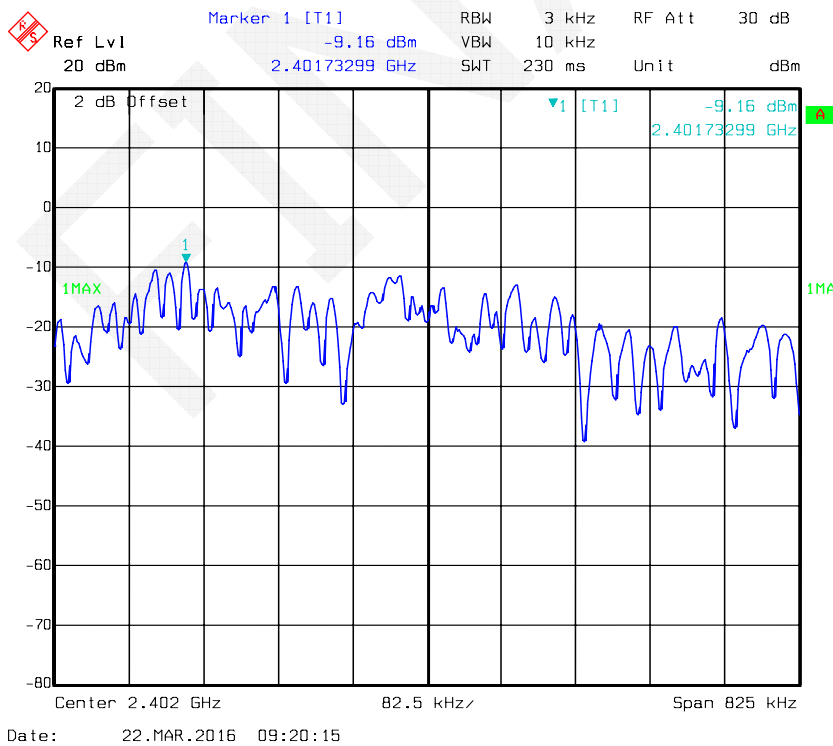
**Power Spectral Density, 802.11n ht40 Middle Channel**



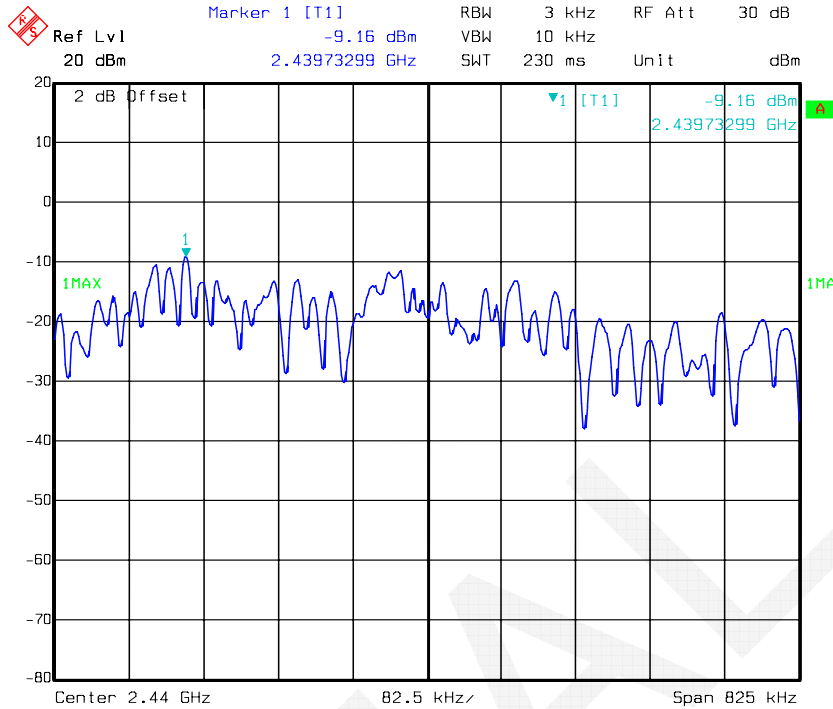
**Power Spectral Density, 802.11n ht40 High Channel**



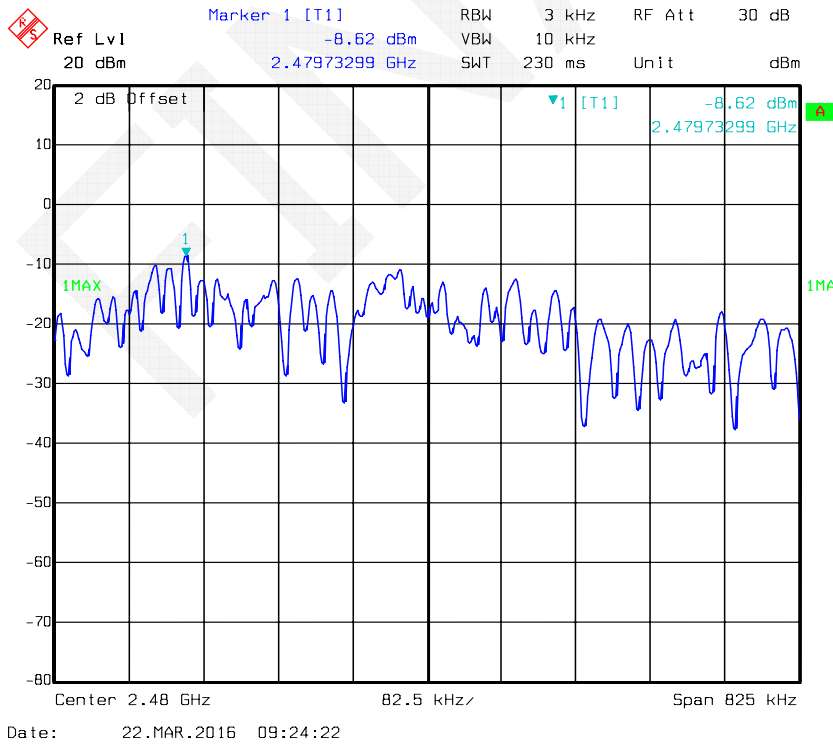
**Power Spectral Density, BLE Low Channel**



**Power Spectral Density, BLE Middle Channel**



**Power Spectral Density, BLE High Channel**



## **DECLARATION LETTER**

---

Hena Digital Technology (Shenzhen) Co., Ltd.  
ADD: 3F, South Tower, Jiuzhou Electric Building, Southern No, 12Rd High-tech Industrial Park,  
Nanshan District, Shenzhen, China  
Tel: (86)0755-8287 7246 Fax: (86)0755-8287 9070  
E-mail: zijian8548@yahoo.com.cn

### **DECLARATION OF SIMILARITY**

FEDERAL COMMUNICATIONS COMMISSION  
Authorization and Evaluation Division  
7435 Oakland Mills Road  
Columbia, MD 21046  
Date: 2016-3-8

Dear Sir or Madam:


We, Hena Digital Technology (Shenzhen) Co., Ltd., hereby declare that product: Netbook, model number: CB116, VB116, GB116, DB116, QB116, SB116, KB116 and EB116 are electrically identical with the model number PAD11641iWL which was tested by BACL. They have the same electromagnetic emissions and electromagnetic compatibility characteristics. The results of which are featured in BACL project: RDG160308003, RDG160308003-20. the FCC ID: M7C-PAD11641iWL

A description of the difference among nine models and those that are declared similar are as follows:

They are the same product, and just have the different model name, the rest are the same.

Please contact me should there be need for any additional clarification or information.

Best Regards,



Chen Yong  
Manager

**\*\*\*\*\* END OF REPORT \*\*\*\*\***