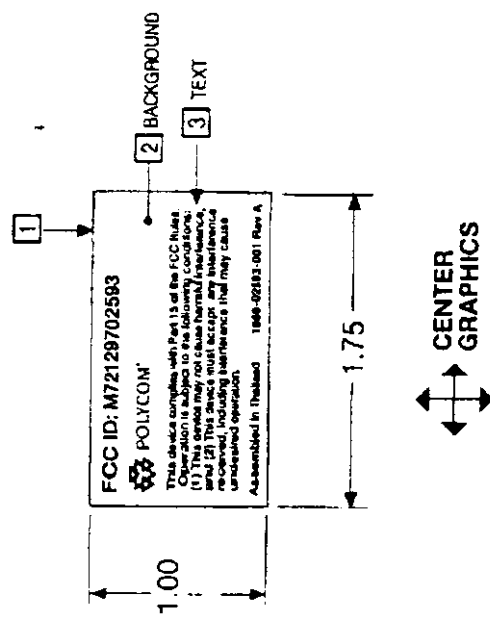


## APPENDIX D

### Label and Label Location Drawings

THIS PRINT MUST BE APPROVED AND RETURNED WITHIN 48 HOURS IN ORDER FOR THIS JOB TO PROCEED WITH PRODUCTION. ACCEPTANCE OF THE BELOW ART SAMPLE RELEASES VALMARK OF ANY GRAPHICS LIABILITY AFTER THE PRODUCTION RUN.



**FCC ID: M72129702593**  
**POLYCOM**  
 This device complies with Part 15 of the FCC Rules. Operation is subject to the following conditions:  
 (1) This device may not cause harmful interference, and  
 (2) This device must accept any interference received, including interference that may cause undesired operation.  
 Assembled in Thailand 1668-02593-001 Rev A

ENLARGED FOR DETAIL

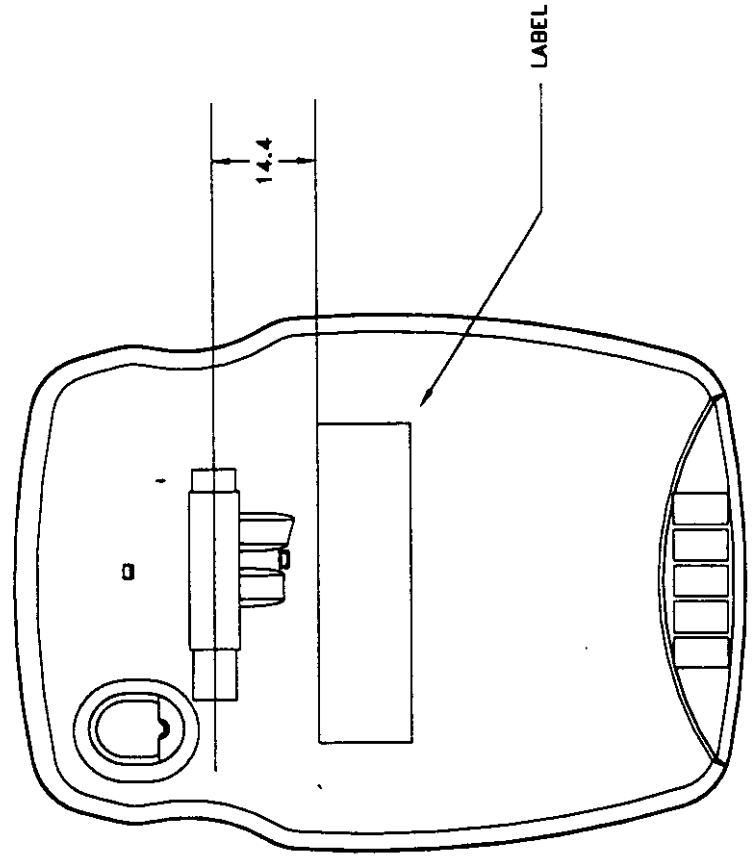
RESUBMIT WITH CORRECTIONS   
  APPROVED WITH CORRECTIONS   
  OK AS IS   
 APPROVAL SIGNATURE \_\_\_\_\_ DATE \_\_\_\_\_

<b>TOLERANCES</b>	<b>MATERIALS</b>	<b>VALMARK INDUSTRIES, Inc.</b>	<b>PRINT GENERATED FOR:</b>
DIMENSIONS ARE IN INCHES	MATERIAL: .002 WHITE MYLAR	COMPANY: POLYCOM	
.XXX = ± .015	LAMINATION: .001 MATTE	PART # 1668-02593-001	REV:
SCALE: 1:1	DO NOT SCALE DRAWING	BY: TP	DATE: 4/20/98
		W/O: 169456	SHEET: 181

NOTES: UNLESS OTHERWISE SPECIFIED

- 1 LABEL PERIPHERY
- 2 BLACK
- 3 WHITE

REV	DESCRIPTION	DATE	APPROVED



LABEL

SCALE: 2:1

USE STANDARD UNITS THROUGHOUT THE DRAWING UNLESS OTHERWISE SPECIFIED. ALL DIMENSIONS ARE IN MILLIMETERS UNLESS OTHERWISE SPECIFIED. DIMENSIONS ARE TO BE TAKEN TO UNLESS OTHERWISE SPECIFIED. DIMENSIONS ARE TO BE TAKEN TO UNLESS OTHERWISE SPECIFIED. DIMENSIONS ARE TO BE TAKEN TO UNLESS OTHERWISE SPECIFIED.

CAD INFORMATION

DWG NAME: LABELLOG  
 REF OBJECT:  
 PROJECT:  
 SUPPLIER:  
 USER:

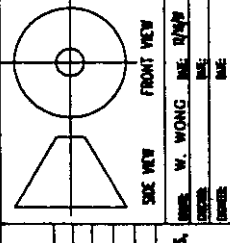
MATERIAL  
  
FINISH

DO NOT SCALE DRAWING

Tolerances Unless Otherwise Stated

	±
	±
	±
	±
	±

DEVIAITON FROM INTENDED SHAPE (FLATNESS, ROUNDNESS, SQUARENESS, ETC.) MUST BE WITHIN STATED DIMENSIONAL TOLERANCES.



SIDE VIEW FRONT VIEW  
 NAME: W. WONG DATE: 05/20/04  
 CHECKER: DATE: 05/20/04  
 NUMBER: 131 OF 1

POLYCOM INC.  
 TITLE: LOCATION, LABEL, PRODUCT.  
 SIZE: AUTOCAD DWG NO: XXXX-XXXX-001  
 C DRAWING  
 SCALE: 2/1

## **19.0 APPENDIX E**

### **Antenna Drawing**

4

1

REVISIONS

NOTES: UNLESS OTHERWISE SPECIFIED

DESCRIPTION	DATE	APPROVED
	3/3/97	ZE

1. MATERIAL: COPPER WIRE

D

D

Ø 1.6 (

C

C

10 WIRES OF THE ANTENNA  
HERE THEY MEET.

Ø 1.2 (

B

B

A

A

	MATERIAL SPECIFICATION	ITEM NO.
--	------------------------	----------

 POLYCOM INC.

ANTENNA, TRANSMITTER PCB  
SATELLITE

	DRG. NO. 1348-04305-001	REV. 1
--	----------------------------	-----------

4

1

**APPENDIX F**  
**PRODUCT PHOTOGRAPHS**

**APPENDIX G**  
**SET-UP PHOTOGRAPHS**