



FCC TEST REPORT FCC 47 CFR Part 15C Industry Canada RSS-210 Frequency hopping systems operating within the 2400 – 2483.5 MHz band	
Report Reference No.	G0M-1202-1757-TFC247B-V01
Testing Laboratory	Eurofins Product Service GmbH
Address	Storkower Str. 38c 15526 Reichenwalde Germany
Accreditation	<div style="text-align: center;">   </div> <p style="text-align: center;"> A2LA Accredited Testing Laboratory, Certificate No.: 1983.01 FCC Filed Test Laboratory, Reg.-No.: 96970 IC OATS Filing assigned code: 3470A </p>
Applicant's name	Polycom Inc.
Address	6001 America Center Drive 95002 San Jose CA
Test specification:	
Standard	47 CFR Part 15C RSS-210, Issue 8, 2010-12 RSS-Gen, Issue 3, 2010-12 ANSI C63.4:2009
Equipment under test (EUT):	
Product description	Desktop VoIP Bluetooth Telephone
Model No.	VVX600
Hardware version	2200-44600-001
Firmware / Software version	4.1.0.xxxx
	FCC-ID: M72-VVX600 IC: 1849C-VVX600
Test result	Passed

Possible test case verdicts:


- neither assessed nor tested: N/N
- required by standard but not appl. to test object.....: N/A
- required by standard but not tested.....: N/T
- not required by standard for the test object: N/R
- test object does meet the requirement.....: P (Pass)
- test object does not meet the requirement.....: F (Fail)

Testing:


Date of receipt of test item: 2012-06-07

Date (s) of performance of tests: 2012-06-29 – 2012-07-11

Compiled by : Antje Bartusch

Tested by (+ signature).....: Burkhard Pudell 

(Testing Manager)

Approved by (+ signature): Toralf Jahn 

(Test Lab Manager)

Date of issue : 2012-09-25

Total number of pages : 123

General remarks:

The test results presented in this report relate only to the object tested.

The results contained in this report reflect the results for this particular model and serial number. It is the responsibility of the manufacturer to ensure that all production models meet the intent of the requirements detailed within this report.

This report shall not be reproduced, except in full, without the written approval of the Issuing testing laboratory.

Additional comments:

REPORT INDEX


1	EQUIPMENT (TEST ITEM) DESCRIPTION:	4
1.1	Photos – Equipment External	5
1.2	Photos – Equipment internal	6
1.3	Photos – Test setup	7
1.4	Supporting Equipment Used During Testing	8
1.5	Test Modes	9
1.6	Test Equipment Used During Testing	10
1.7	Sample emission level calculation	11
2	RESULT SUMMARY	12
3	TEST CONDITIONS AND RESULTS	13
3.1	Test Conditions and Results – Occupied Bandwidth	13
3.2	Test Conditions and Results – 20 dB Bandwidth	17
3.3	Test Conditions and Results – Number of hopping frequencies	21
3.4	Test Conditions and Results – Frequency hopping channel separation	26
3.5	Test Conditions and Results – Time of occupancy (Dwell Time)	28
3.6	Test Conditions and Results – Maximum peak conducted power	30
3.7	Test Conditions and Results – AC power line conducted emissions	31
3.8	Test Conditions and Results – Band edge compliance	36
3.9	Test Conditions and Results – Conducted spurious emissions	41
3.10	Test Conditions and Results – Transmitter radiated emissions	48
3.11	Test Conditions and Results – Receiver radiated emissions	50
ANNEX A	Transmitter radiated spurious emissions	52
ANNEX B	Receiver radiated spurious emissions	113

1 Equipment (Test item) Description

Description	Desktop VoIP Bluetooth Telephone	
Model	VVX600	
Serial number	None	
Hardware version	2200-44600-001	
Software / Firmware version	4.1.0.xxxx	
FCC-ID	M72-VVX600	
IC	1849C-VVX600	
Equipment type	End product	
Radio type	Transceiver	
Radio technology	Bluetooth	
Operating frequency range	2402 - 2480 MHz	
Assigned frequency band	2400 - 2483.5 MHz	
Main test frequencies	F _{LOW}	2402 MHz
	F _{MID}	2441 MHz
	F _{HIGH}	2480 MHz
Spreading	FHSS	
Modulations	GFSK	
Number of channels	79 hopping channels at all	
Channel spacing	1 MHz	
Number of antennas	1	
Antenna	Type	integrated
	Model	plated stripline antenna
	Manufacturer	see Manufacturer
	Gain	4 dBi
Manufacturer	Polycom Inc. 6001 America Center Drive 95002 San Jose CA	
Power supply	V _{NOM}	120 V AC
	V _{MIN}	107 V AC
	V _{MIN}	153 V AC
AC/DC-Adaptor	Model	PSC18U-480
	Vendor	Polycom
	Input	100-240VAC / 50-60Hz
	Output	48VDC / 0.38A

 Test Report No.: G0M-1202-1757-TFC247B-V01






 Eurofins Product Service GmbH
 Storkower Str. 38c, D-15526 Reichenwalde, Germany

1.1 Photos – Equipment External


Test Report No.: G0M-1202-1757-TFC247B-V01

Eurofins Product Service GmbH
Storkower Str. 38c, D-15526 Reichenwalde, Germany



1.2 Photos – Equipment internal



Test Report No.: G0M-1202-1757-TFC247B-V01

Eurofins Product Service GmbH
Storkower Str. 38c, D-15526 Reichenwalde, Germany

1.3 Photos – Test setup



1.4 Supporting Equipment Used During Testing

Product Type*	Device	Manufacturer	Model No.	Comments
AE	2xUSB-Stick	Maxell; SanDisk	4GB; SDCZ36-008G	-
AE	Headset	Plantronics	HW251N	-
AE	IP-Telephone	Polycom	0004F2A87892	-
AE	Switch	Netgear	F5108P	-
AE	Notebook	Dell	EU870D	-

***Note:** Use the following abbreviations:

AE : Auxiliary/Associated Equipment, or

SIM : Simulator (Not Subjected to Test)

CABL : Connecting cables

1.5 Test Modes

Mode #	Description	
DH5-Sngl	General conditions:	EUT powered by laboratory power supply.
	Radio conditions:	Mode = standalone transmit Spreading = Hopping stopped (single hopping channel) Modulation = GFSK Packet type = DH5 Data rate = 1 Mbps Duty cycle = 46 % Power level = Maximum
DH5-Hop	General conditions:	EUT powered by laboratory power supply.
	Radio conditions:	Mode = standalone transmit Spreading = Hopping Modulation = GFSK Packet type = DH5 Data rate = 1 Mbps Duty cycle = 46 % Power level = Maximum
Receive	General conditions:	EUT powered by laboratory power supply.
	Radio conditions:	Mode = standalone receive Spreading = Hopping
AC-Powerline	General conditions:	EUT powered by commercial AC/DC-Adapter
	Radio conditions:	Mode = standalone transmit Spreading = Hopping Power level = Maximum

1.6 Test Equipment Used During Testing

20dB Bandwidth					
Description	Manufacturer	Model	Identifier	Cal. Date	Cal. Due
Spectrum Analyzer	R&S	FSP 30	EF00312	2011-12	2012-12

Number of hopping frequencies					
Description	Manufacturer	Model	Identifier	Cal. Date	Cal. Due
Spectrum Analyzer	R&S	FSP 30	EF00312	2011-12	2012-12

Time of occupancy					
Description	Manufacturer	Model	Identifier	Cal. Date	Cal. Due
Spectrum Analyzer	R&S	FSP 30	EF00312	2011-12	2012-12

Maximum peak conducted power					
Description	Manufacturer	Model	Identifier	Cal. Date	Cal. Due
Spectrum Analyzer	R&S	FSP 30	EF00312	2011-12	2012-12

Band edge compliance					
Description	Manufacturer	Model	Identifier	Cal. Date	Cal. Due
Spectrum Analyzer	R&S	FSP 30	EF00312	2011-12	2012-12

Conducted spurious emissions					
Description	Manufacturer	Model	Identifier	Cal. Date	Cal. Due
Spectrum Analyzer	R&S	FSP 30	EF00312	2011-12	2012-12

Radiated spurious emissions					
Description	Manufacturer	Model	Identifier	Cal. Date	Cal. Due
Semi-anechoic chamber	Frankonia	AC 5	EF00395	calibration	calibration
Spectrum Analyzer	R&S	FSIQ26	EF00242	2012-05	2013-05
Biconical Antenna	R&S	HK 116	EF00012	2010-01	2013-01
LPD Antenna	R&S	HL 223	EF00187	2011-02	2014-02
LPD Antenna	R&S	HL 025	EF00327	2010-02	2013-02

AC power line conducted emissions					
Description	Manufacturer	Model	Identifier	Cal. Date	Cal. Due
AMN	R&S	ESH2-Z5	EF00182	2010-09	2012-09
AMN	R&S	ESH3-Z5	EF00036	2010-11	2012-11
EMI Test Receiver	R&S	ESCS 30	EF00295	2012-08	2013-08

 Test Report No.: G0M-1202-1757-TFC247B-V01

 Eurofins Product Service GmbH
 Storkower Str. 38c, D-15526 Reichenwalde, Germany

1.7 Sample emission level calculation

The following is a description of terms and a sample calculation, as appears in the radiated emissions data table. The numbers used in the calculation are for example only. There is no direct correlation to the specific data taken for the product described in this document:

Reading:

This is the reading obtained on the spectrum analyzer in dB μ V. Any external preamplifiers used are taken into account through internal analyzer settings.

A.F.:

This is the antenna factor for the receiving antenna. It is a conversion factor, which converts electric fields strengths to voltages, which can be measured directly on the spectrum analyzer. It is treated as a loss in dB. Cable losses have been included with the A.F. to simplify the calculations. The antenna factor is used in calculations as follows:

$$\text{Reading on Analyzer (dB}\mu\text{V)} + \text{A.F. (dB)} = \text{Net field strength (dB}\mu\text{V/m)}$$

Net:

This is the net field strength measurement (as shown above).

Limit:

This is the FCC Class B radiated emission limit (in units of dB μ V/m). The FCC limits are given in units of μ V/m. The following formula is used to convert the units of μ V/m to dB μ V/m:

$$\text{Limit (dB}\mu\text{V/m)} = 20 * \log (\mu\text{V/m})$$

Margin:

This is the margin of compliance below the FCC limit. The units are given in dB. A negative margin indicates the emission was below the limit. A positive margin indicates that the emission exceeds the limit.

Example only:

$$\begin{array}{rclcl} \text{Reading} & + & \text{AF} & = & \text{Net Reading} & : & \text{Net reading - FCC limit} & = & \text{Margin} \\ 21.5 \text{ dB}\mu\text{V} & + & 26 \text{ dB} & = & 47.5 \text{ dB}\mu\text{V/m} & : & 47.5 \text{ dB}\mu\text{V/m} - 57.0 \text{ dB}\mu\text{V/m} & = & -9.5 \text{ dB} \end{array}$$

2 Result Summary


FCC 47 CFR Part 15C, IC RSS-210				
Product Specific Standard Section	Requirement – Test	Reference Method	Result	Remarks
RSS-Gen 4.6.1	Occupied Bandwidth	RSS-Gen 4.6.1	N/R	Informational only
FCC § 15.247(a)(1) IC RSS-210 § A8.1	20 dB Bandwidth	Public notice DA 00-705	PASS	
FCC § 15.247(a)(1)(iii) IC RSS-210 § A8.1	Number of hopping frequencies	Public notice DA 00-705	PASS	
FCC § 15.247(a)(1) IC RSS-210 § A8.1	Frequency hopping channel separation	Public notice DA 00-705	PASS	
FCC § 15.247(a)(1)(iii) IC RSS-210 § A8.1	Time of occupancy (Dwell time)	Public notice DA 00-705	PASS	
FCC § 15.247(b)(1) IC RSS-210 § A8.4	Maximum peak conducted power	Public notice DA 00-705	PASS	
47 CFR 15.207 RSS-Gen 7.2.4	AC power line conducted emissions	ANSI C63.4	PASS	
FCC § 15.247(d) IC RSS-210 § A8.5	Band edge compliance	Public notice DA 00-705	PASS	
FCC § 15.247(d) IC RSS-210 § A8.5	Conducted spurious emissions	Public notice DA 00-705	PASS	
FCC § 15.247(d) FCC § 15.209 IC RSS-210 A8.5 IC RSS-Gen 4.9 IC RSS-Gen 7.2.5	Transmitter radiated spurious emissions	Public notice DA 00-705 / ANSI C 63.4	PASS	
IC RSS-Gen 4.10 IC RSS-Gen 6.1	Receiver radiated spurious emissions	ANSI C 63.4	PASS	
Remarks:				

Test Report No.: G0M-1202-1757-TFC247B-V01

Eurofins Product Service GmbH
Storkower Str. 38c, D-15526 Reichenwalde, Germany

3 Test Conditions and Results

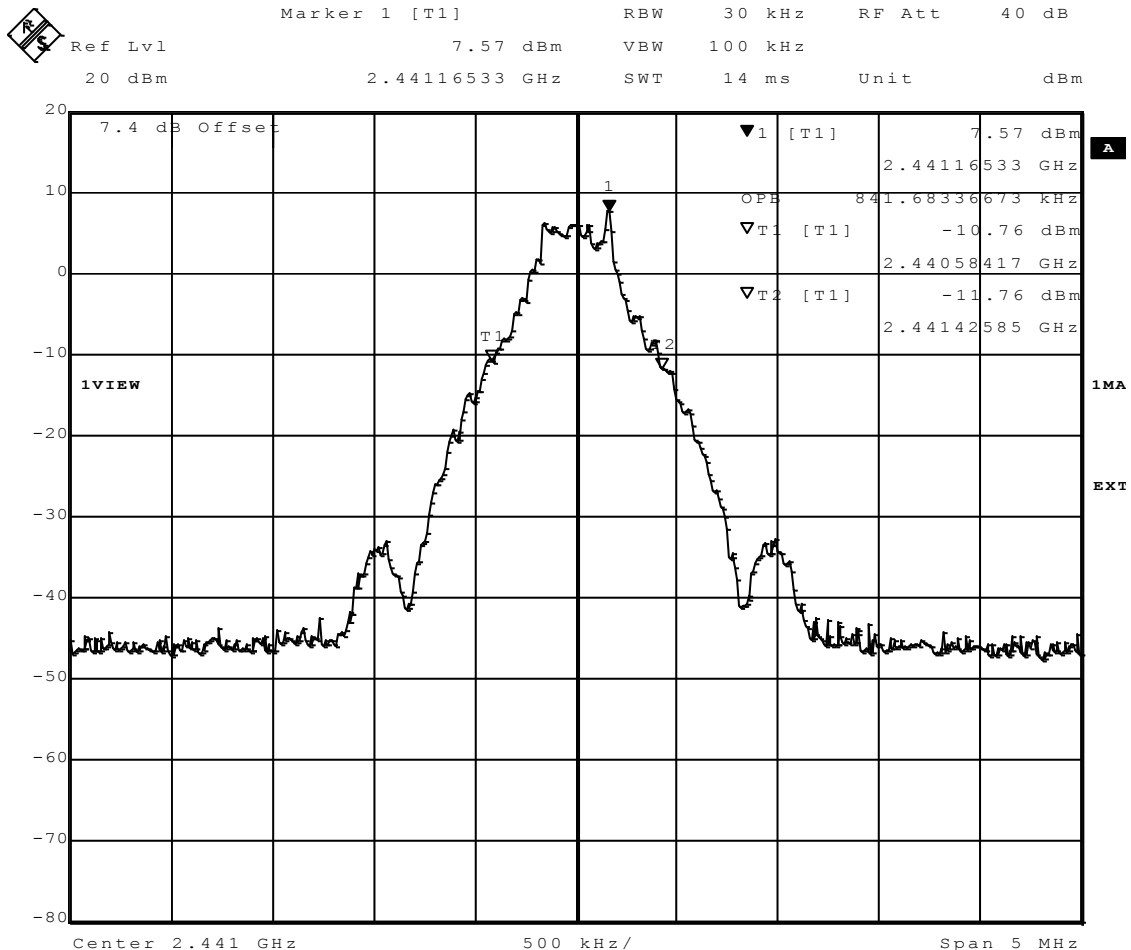
3.1 Test Conditions and Results – Occupied Bandwidth

Occupied Bandwidth acc. IC RSS-Gen		Verdict: PASS	
Test according to measurement reference	Reference Method		
	RSS-Gen 4.6.1		
Test frequency range	Tested frequencies		
	$F_{LOW} / F_{MID} / F_{HIGH}$		
Limits			
None (Informational only)			
Test setup			
 <pre> graph LR SA[Spectrum Analyzer] --- EUT[EUT] </pre>			
Test procedure			
<ol style="list-style-type: none"> 1. EUT set to test mode (Communication tester is used if needed) 2. Span set to at least twice the emission spectrum 3. Resolution bandwidth set to 1 % of span 4. Occupied Bandwidth (99 %) measurement with spectrum analyzer built in measurement function 			
Test results			
Channel	Frequency [MHz]	Mode	Occupied Bandwidth [kHz]
F_{LOW}	2402	DH5-Sngl	851.703
F_{MID}	2441	DH5-Sngl	841.683
F_{HIGH}	2480	DH5-Sngl	851.703
Comments:			

Occupied Bandwidth – DH5-Sngl F_{MID}

RSS Gen
Occupied Bandwidth

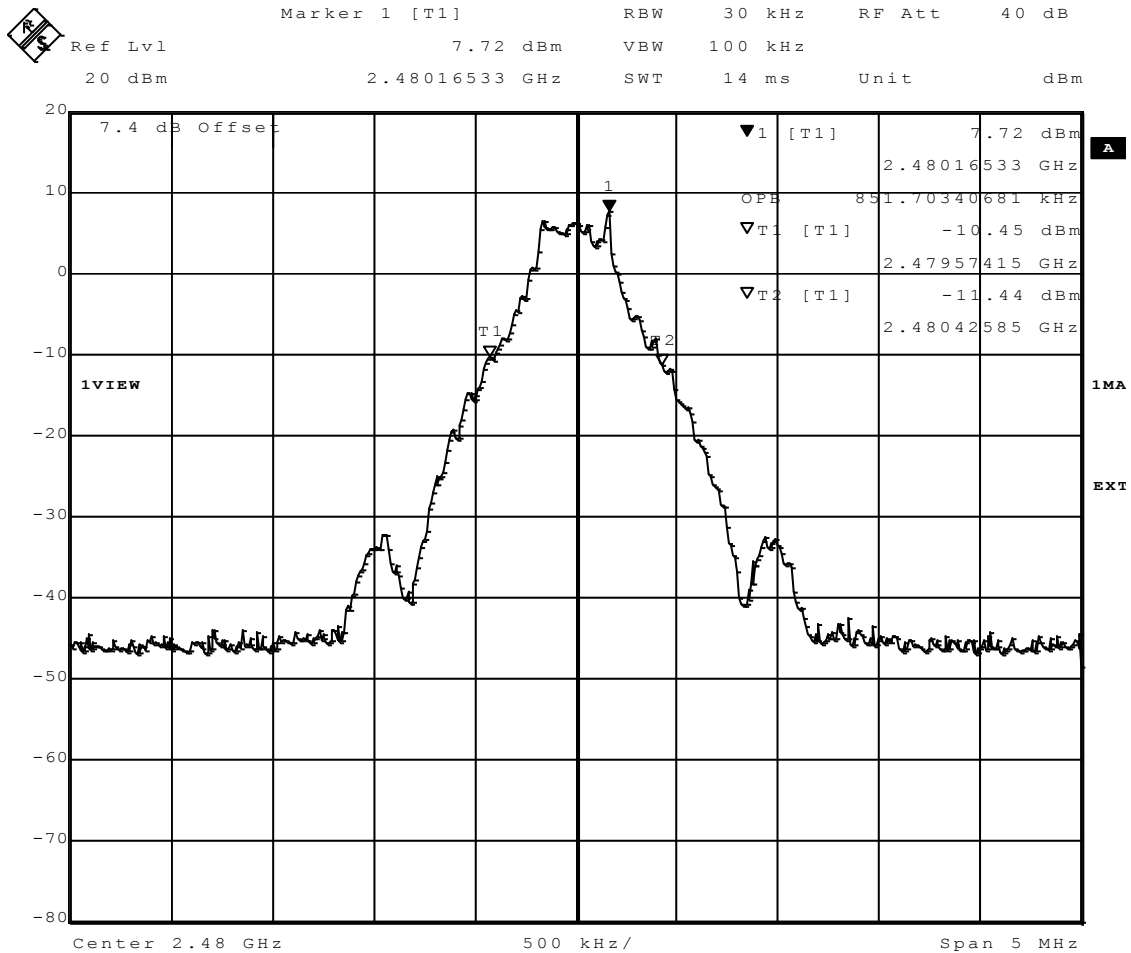
EUT IP Handset with Bluetooth
 Model VVX600
 Approval Holder Polycom Inc.. / G0M-1202-1757
 Temperature / Voltage Tnom: 24°C / Unom: 120 VDC (adaptor)
 Test Site / Operator Eurofins Product Service GmbH, Mr. Pudell
 Test Specification 4.4.1 Occupied Bandwidth
 Comment 1 Channel.: 39 / 2441 MHz / Packet type: DH5
 Comment 2 A spectrum analyzer with an integrated 99% power bandwidth function is used
 Comment 3



Comment A: Occupied bandwidth: 841.7 KHz
 Date: 11.JUL.2012 12:02:13


Occupied Bandwidth – DH5-Sngl F_{HIGH}
**RSS Gen
Occupied Bandwidth**

EUT	IP Handset with Bluetooth
Model	VVX600
Approval Holder	Polycom Inc.. / G0M-1202-1757
Temperature / Voltage	Tnom: 24°C / Unom: 120 VDC (adaptor)
Test Site / Operator	Eurofins Product Service GmbH, Mr. Pudell
Test Specification	4.4.1 Occupied Bandwidth
Comment 1	Channel.: 78 / 2480 MHz / Packet type: DH5
Comment 2	A spectrum analyzer with an integrated 99% power bandwidth function is used
Comment 3	



Comment A: Occupied bandwidth: 851.7 KHz
Date: 11.JUL.2012 12:06:25

3.2 Test Conditions and Results – 20 dB Bandwidth

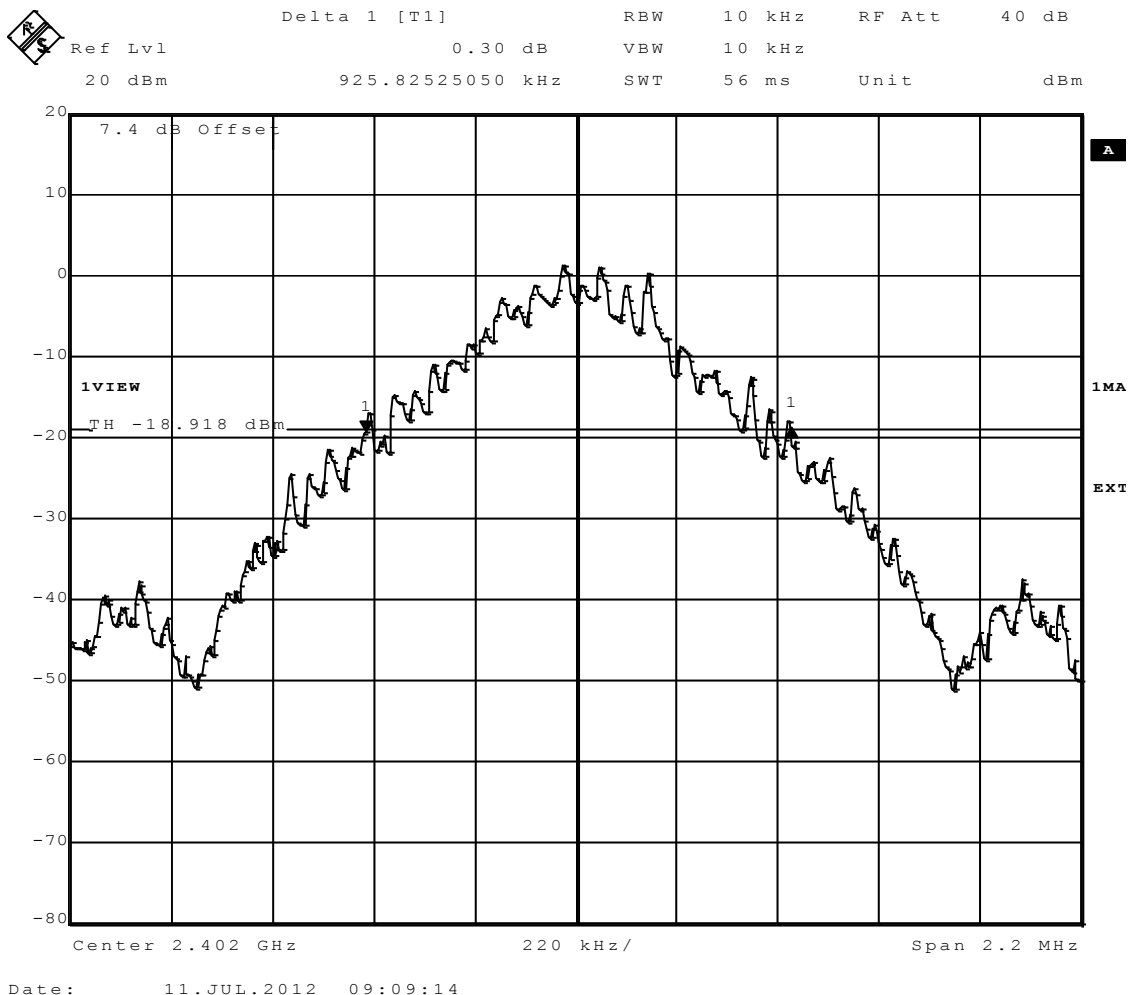
20 dB Bandwidth acc. FCC 15.247 / IC RSS-210				Verdict: PASS	
EUT requirement rule parts and clause	Reference				
	FCC 15.247(a)(1) / IC RSS-210 A8.1				
Test according to measurement reference	Reference Method				
	FCC Public Notice DA 00-705				
Test frequency range	Tested frequencies				
	$F_{LOW} / F_{MID} / F_{HIGH}$				
Limits					
Limit			Condition		
1.5 · Carrier spacing			Output power ≤ 125 mW / 21 dBm		
1.0 · Carrier spacing			125 mW / 21 dBm < Output power ≤ 1 W / 30 dBm		
Test setup					
 <pre> graph LR SA[Spectrum Analyzer] --- EUT[EUT] </pre>					
Test procedure					
<ol style="list-style-type: none"> 1. EUT set to test mode (Communication tester is used if needed) 2. Span set to at least twice the emission spectrum 3. Detector set to peak and max hold 4. Envelope peak value of emission spectrum is selected 5. Marker on envelope of spectrum is set to level of -20 dB to the left of the peak 6. Marker on envelope of spectrum is set to level of -20 dB to the right of the peak 7. 20dB Bandwidth is determined by marker frequency separation 					
Test results					
Channel	Frequency [MHz]	Mode	20 dB Bandwidth [MHz]	Limit [MHz]	Result
F_{LOW}	2402	DH5-Sngl	0.926	1.5	PASS
F_{MID}	2441	DH5-Sngl	0.926	1.5	PASS
F_{HIGH}	2480	DH5-Sngl	0.926	1.5	PASS
Comments:					

Test Report No.: G0M-1202-1757-TFC247B-V01


Eurofins Product Service GmbH
Storkower Str. 38c, D-15526 Reichenwalde, Germany

20 dB Bandwidth – DH5-Sngl F_{LOW}
**FCC part 15.247
20 dB bandwidth**

EUT	IP Handset with Bluetooth
Model	VVX600
Approval Holder	Polycom Inc.. / G0M-1202-1757
Temperature / Voltage	24°C / Unom: 120 VDC (adaptor)
Test Site / Operator	Eurofins Product Service GmbH / Mr. Pudell
Test Specification	FCC part 15 section 247(a)
Comment 1	20 dB bandwidth
Comment 2	Channel.: 0 / 2402 MHz / GFSK
Comment 3	pass



3.3 Test Conditions and Results – Number of hopping frequencies

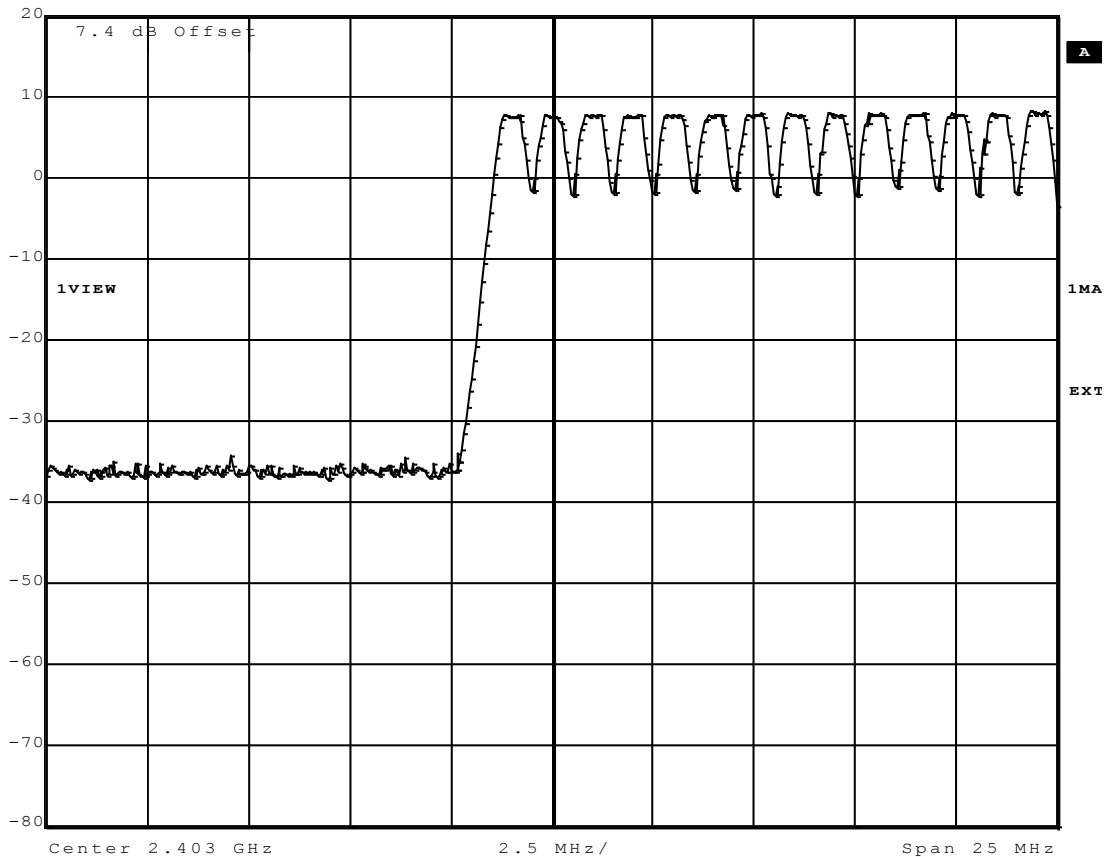
Number of hopping frequencies acc. FCC 15.247 / IC RSS-210		Verdict: PASS
EUT requirement rule parts and clause	Reference	
	FCC 15.247(a)(1)(iii) / IC RSS-210 A8.1	
Test according to measurement reference	Reference Method	
	FCC Public Notice DA 00-705	
Test frequency range	Tested frequencies	
	$F_{LOW} - F_{HIGH}$	
EUT test mode	DH5-Hop	
Limits		
Limit	Condition	
Number of hopping channels ≥ 15	Output power ≤ 125 mW / 21 dBm	
Number of hopping channels ≥ 75	125 mW / 21 dBm < Output power ≤ 1 W / 30 dBm	
Test setup		
		
Test procedure		
<ol style="list-style-type: none"> 1. EUT set to test mode (Communication tester is used if needed) 2. Span set to measurement frequency range 3. Detector set to peak and max hold 4. Resolution bandwidth is set small enough to resolve hopping channel emission spectra 5. The number of peaks is counted to determine number of hopping frequencies 		
Test results		
Number of hopping frequencies	Limit	Result
79	≥ 15	PASS
Comments:		

Number of hopping frequencies - Range A
FCC part 15.247
Number of hopping frequencies

EUT	IP Handset with Bluetooth
Model	VVX600
Approval Holder	Polycom Inc.. / G0M-1202-1757
Temperature / Voltage	24°C / Unom: 120 VDC (adaptor)
Test Site / Operator	Eurofins Product Service GmbH / Mr. Pudell
Test Specification	FCC part 15 section 247(a)
Comment 1	Number of hopping frequencies
Comment 2	Channel.: 0-13
Comment 3	pass


 Ref Lvl
20 dBm

RBW	300 kHz	RF Att	40 dB
VBW	300 kHz		
SWT	5 ms	Unit	dBm



Comment A: Number of hopping frequencies

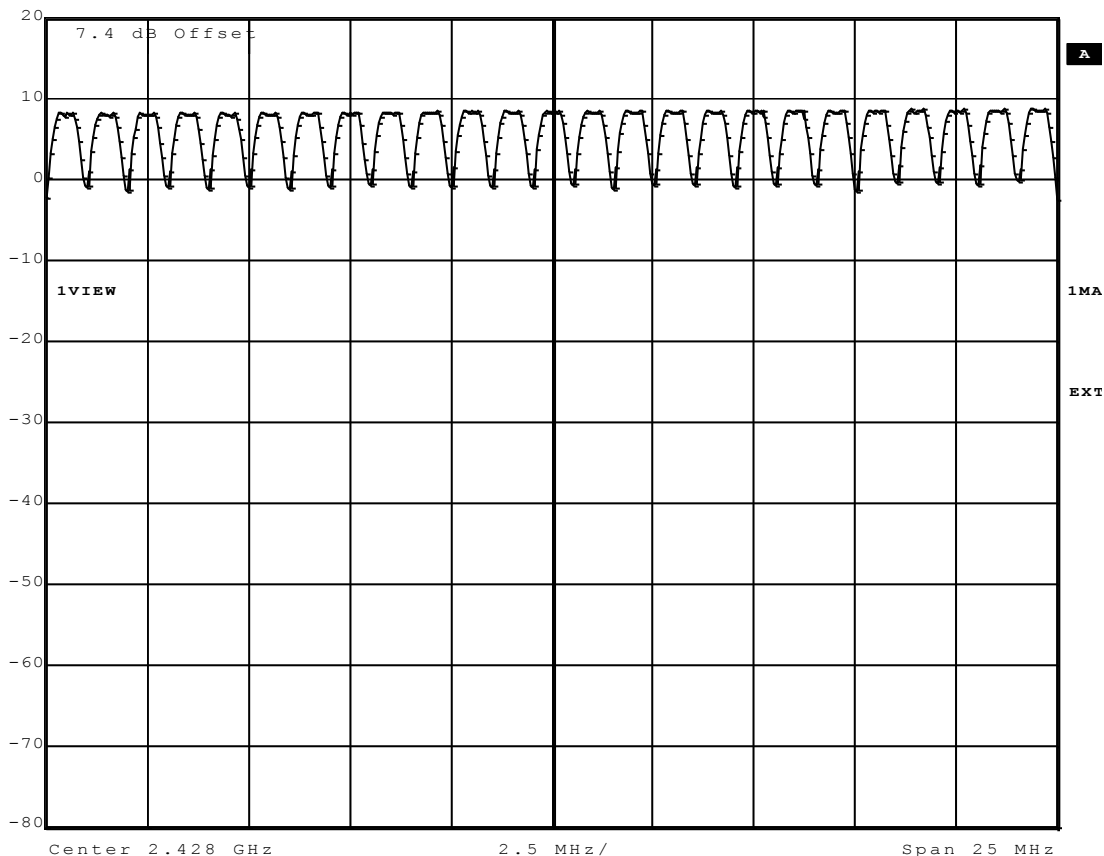
Date: 11.JUL.2012 11:08:54

Number of hopping frequencies - Range B
FCC part 15.247
Number of hopping frequencies

EUT	IP Handset with Bluetooth
Model	VVX600
Approval Holder	Polycom Inc.. / G0M-1202-1757
Temperature / Voltage	24°C / Unom: 120 VDC (adaptor)
Test Site / Operator	Eurofins Product Service GmbH / Mr. Pudell
Test Specification	FCC part 15 section 247(a)
Comment 1	Number of hopping frequencies
Comment 2	Channel.: 14-38
Comment 3	pass


 Ref Lvl
20 dBm

RBW	300 kHz	RF Att	40 dB
VBW	300 kHz		
SWT	5 ms	Unit	dBm



Comment A: Number of hopping frequencies
Date: 11.JUL.2012 11:15:30

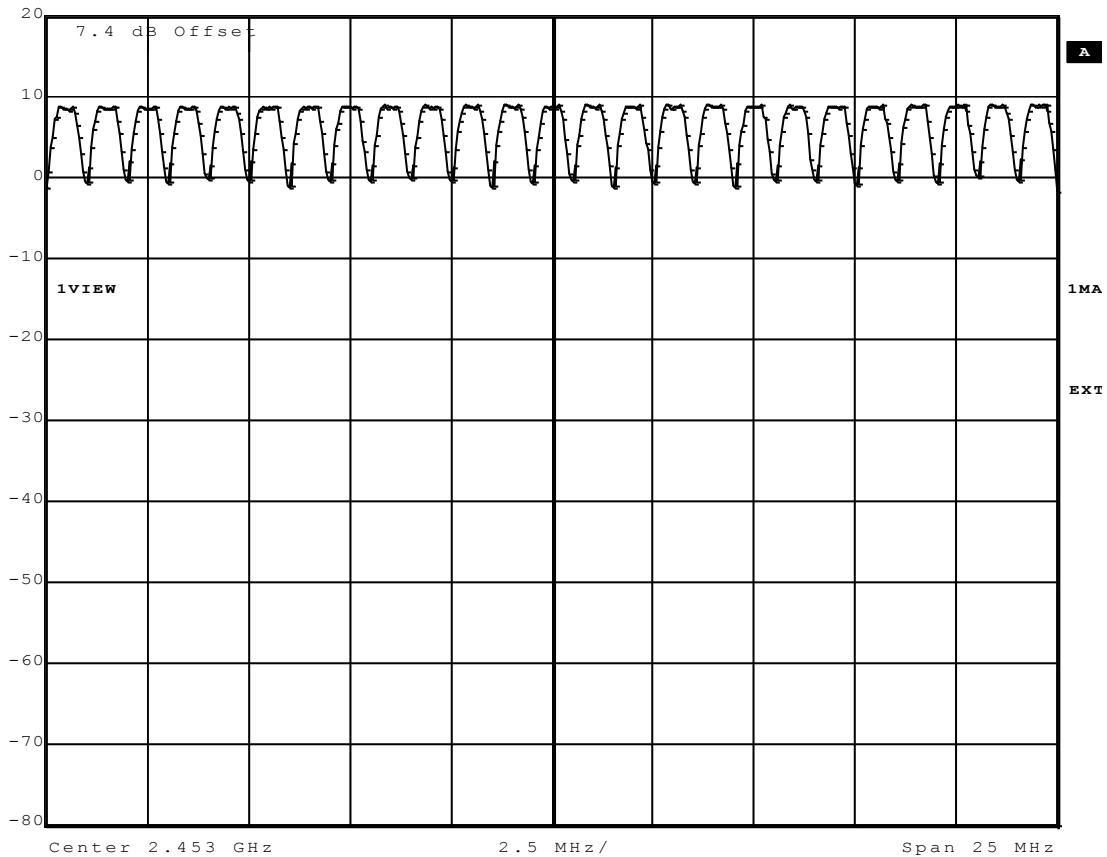
Number of hopping frequencies - Range C
FCC part 15.247
Number of hopping frequencies

EUT	IP Handset with Bluetooth
Model	VVX600
Approval Holder	Polycom Inc.. / G0M-1202-1757
Temperature / Voltage	24°C / Unom: 120 VDC (adaptor)
Test Site / Operator	Eurofins Product Service GmbH / Mr. Pudell
Test Specification	FCC part 15 section 247(a)
Comment 1	Number of hopping frequencies
Comment 2	Channel.:39-63
Comment 3	pass



Ref Lvl
20 dBm

RBW 300 kHz RF Att 40 dB
VBW 300 kHz
SWT 5 ms Unit dBm



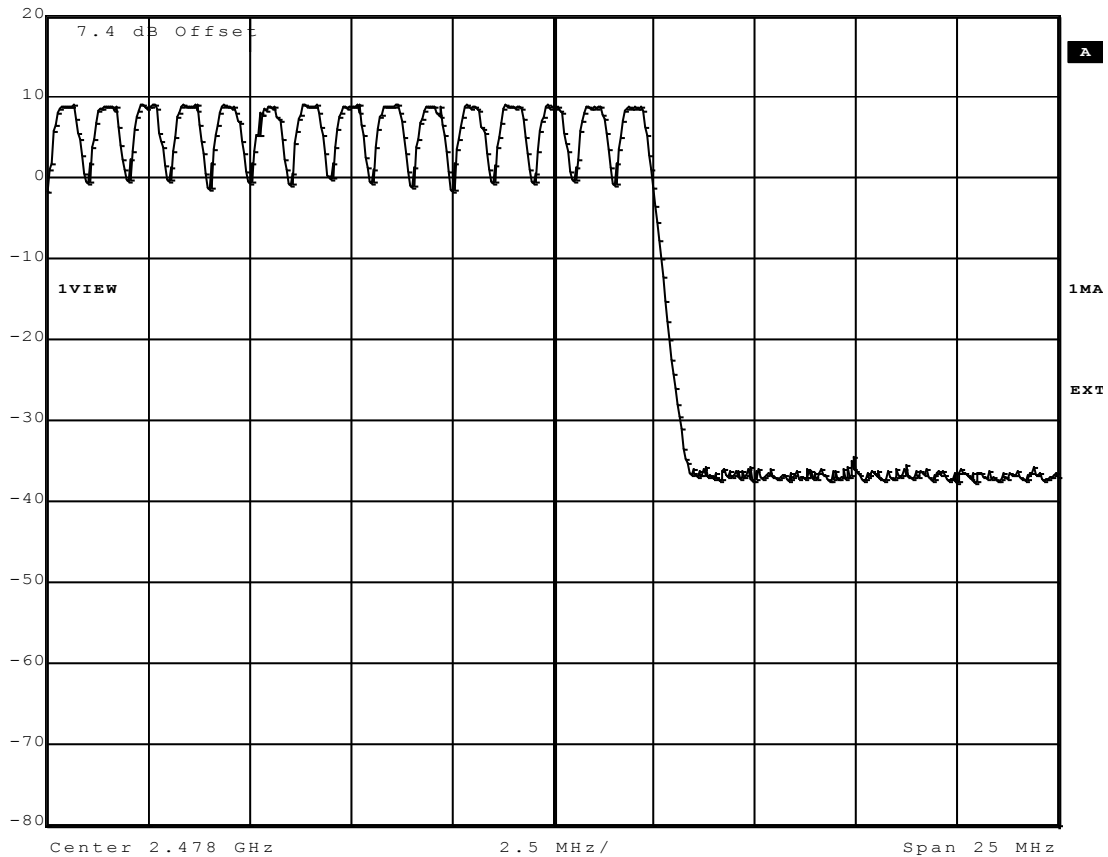
Comment A: Number of hopping frequencies
Date: 11.JUL.2012 11:18:46

Number of hopping frequencies - Range D
FCC part 15.247
Number of hopping frequencies

EUT	IP Handset with Bluetooth
Model	VVX600
Approval Holder	Polycom Inc.. / G0M-1202-1757
Temperature / Voltage	24°C / Unom: 120 VDC (adaptor)
Test Site / Operator	Eurofins Product Service GmbH / Mr. Pudell
Test Specification	FCC part 15 section 247(a)
Comment 1	Number of hopping frequencies
Comment 2	Channel.: 64-78
Comment 3	pass



 Ref Lvl
20 dBm

RBW	300 kHz	RF Att	40 dB
VBW	300 kHz		
SWT	5 ms	Unit	dBm



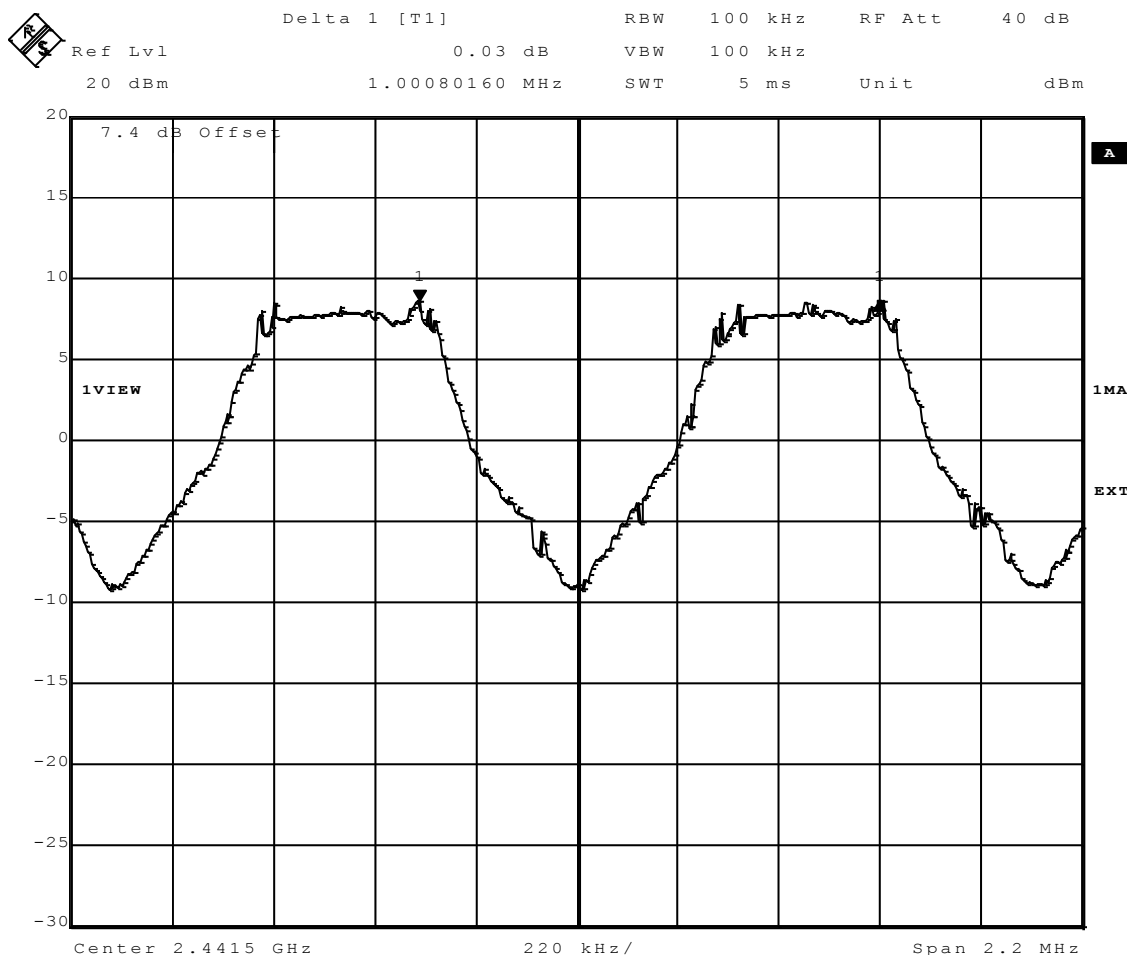
Comment A: Number of hopping frequencies
Date: 11.JUL.2012 11:21:18

3.4 Test Conditions and Results – Frequency hopping channel separation

Frequency hopping channel separation acc. FCC 15.247 / IC RSS-210		Verdict: PASS
EUT requirement rule parts and clause	Reference	
	FCC 15.247(a)(1) / IC RSS-210 A8.1	
Test according to measurement reference	Reference Method	
	FCC Public Notice DA 00-705	
Test frequency range	Tested frequencies	
	2441 & 2442 MHz	
EUT test mode	DH5-Hop	
Limits		
Limit	Condition	
≥ 25 kHz or $\frac{2}{3}$ of 20 dB bandwidth	Output power ≤ 125 mW / 21 dBm	
≥ 25 kHz or 20 dB bandwidth	125 mW / 21 dBm < Output power ≤ 1 W / 30 dBm	
Test setup		
		
Test procedure		
<ol style="list-style-type: none"> 1. EUT set to test mode (Communication tester is used if needed) 2. Span set to measurement frequency range 3. Detector set to peak and max hold 4. Resolution bandwidth is set small enough to resolve hopping channel emission spectra 5. The two adjacent channel peaks are marked 6. Channel separation is determined from frequency separation of markers 		
Test results		
Channel separation [kHz]	Limit [kHz]	Result
1000.801	$\geq \frac{2}{3} \cdot 925.8 = 617.2$	PASS
Comments:		

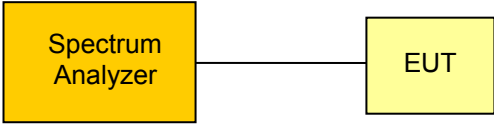
Frequency hopping channel separation
FCC part 15.247
Carrier frequency separation

EUT	IP Handset with Bluetooth
Model	VVX600
Approval Holder	Polycom Inc.. / G0M-1202-1757
Temperature / Voltage	24°C / Unom: 120 VDC (adaptor)
Test Site / Operator	Eurofins Product Service GmbH / Mr. Pudell
Test Specification	FCC part 15 section 247(a)(1)
Comment 1	Carrier frequency separation
Comment 2	Channel.: 39/40 / 2441/2442 MHz
Comment 3	Hopping mode



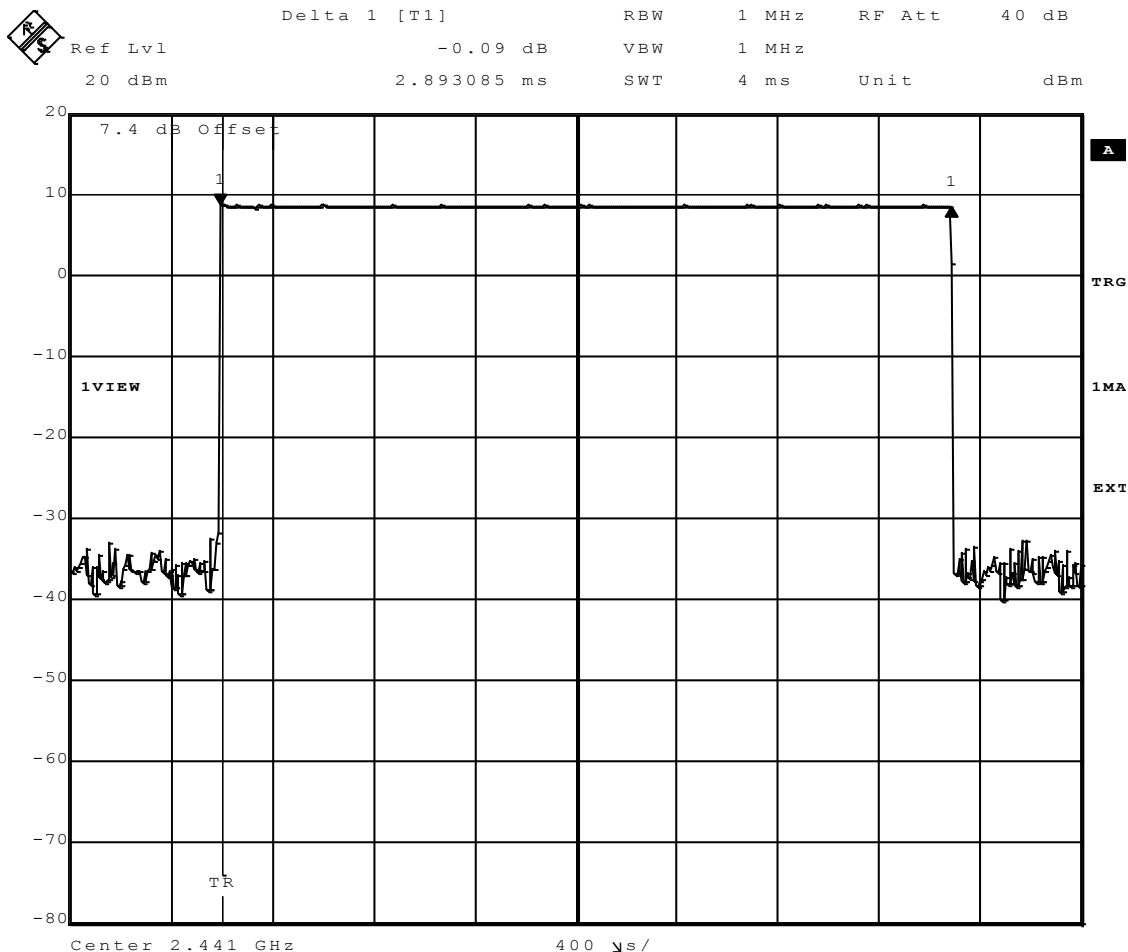
Comment A: Limit: > two-thirds of the 20 dB bandwidth ; Result: Pass
 Date: 11.JUL.2012 11:04:54

3.5 Test Conditions and Results – Time of occupancy (Dwell Time)

Time of occupancy (Dwell time) acc. FCC 15.247 / IC RSS-210				Verdict: PASS	
EUT requirement rule parts and clause	Reference				
	FCC 15.247(a)(1)(iii) / IC RSS-210 A8.1				
Test according to measurement reference	Reference Method				
	FCC Public Notice DA 00-705				
Test frequency range	Tested frequencies				
	2441 MHz				
EUT test mode	DH5-Hop				
Limits					
Limit					
Time of occupancy ≤ 0.4 s within 0.4 s · Number of hopping channels					
Test setup					
					
Test procedure					
<ol style="list-style-type: none"> 1. EUT set to test mode (Communication tester is used if needed) 2. Center frequency set to test channel center frequency 3. Span set to zero span and detector to peak and max hold 4. Resolution bandwidth is set to 100kHz and sweep time to observation period 5. Time of occupancy determined from number of peaks multiplied by single hop dwell time 					
Test results					
Observation period [s]	No. of hops	Dwell time/hop [s]	Time of occupancy [s]	Limit [s]	Result
31.6	63	0.00289	0.182	≤ 0.4	PASS
Comments:					

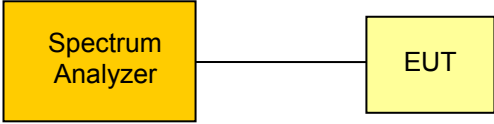
Time of occupancy
FCC part 15.247
Time of occupancy (dwell time)

EUT	IP Handset with Bluetooth
Model	VVX600
Approval Holder	Polycom Inc.. / G0M-1202-1757
Temperature / Voltage	24°C / Unom: 120 VDC (adaptor)
Test Site / Operator	Eurofins Product Service GmbH / Mr. Pudell
Test Specification	FCC part 15 section 247(a)
Comment 1	Time of occupancy
Comment 2	Channel.: 39 / 2441 MHz (Hopping mode)
Comment 3	63 events * 2.893 ms result: 182.259 ms



Comment A: Burst length=2.89309 ms
 Date: 11.JUL.2012 13:58:21

3.6 Test Conditions and Results – Maximum peak conducted power

Maximum peak conducted power acc. FCC 15.247 / IC RSS-210						Verdict: PASS		
EUT requirement rule parts and clause			Reference					
			FCC 15.247(b)(1) / IC RSS-210 A8.4					
Test according to measurement reference			Reference Method					
			FCC Public Notice DA 00-705					
Test frequency range			Tested frequencies					
			$F_{LOW} / F_{MID} / F_{HIGH}$					
Measurement mode			Peak					
Maximum antenna gain			4 dBi \Rightarrow Limit correction = 0 dB					
Limits								
Limit				Condition				
1 W (30 dBm)				Number of hopping channels \geq 75				
0.125 W (21 dBm)				75 > Number of hopping channels \geq 15				
The conducted output power limit specified above is based on the use of antennas with directional gains that do not exceed 6 dBi. If transmitting antennas of directional gain greater than 6 dBi are used, the conducted output power from the intentional radiator shall be reduced below the stated values in the table, as appropriate, by the amount in dB that the directional gain of the antenna exceeds 6 dBi.								
Test setup								
								
Test procedure								
1. EUT set to test mode (Communication tester is used if needed) 2. Center frequency set to test channel center frequency 3. Span set to twice the 20 dB bandwidth and detector to peak and max hold 4. Resolution bandwidth is set to 3 MHz 5. Peak conducted power is determined from peak of spectrum envelope								
Test results								
Channel	Frequency [MHz]	Voltage	Mode	Peak power [dbm]	Peak power [W]	Limit [dBm]	Margin [dB]	Result
F_{LOW}	2402	120 V AC	DH5-Sngl	7.75	0.006	30	-22.25	PASS
F_{MID}	2441	120 V AC	DH5-Sngl	8.66	0.007	30	-21.34	PASS
F_{HIGH}	2480	120 V AC	DH5-Sngl	8.75	0.007	30	-21.25	PASS
Comments:								

Test Report No.: G0M-1202-1757-TFC247B-V01

 Eurofins Product Service GmbH
 Storkower Str. 38c, D-15526 Reichenwalde, Germany

3.7 Test Conditions and Results – AC power line conducted emissions

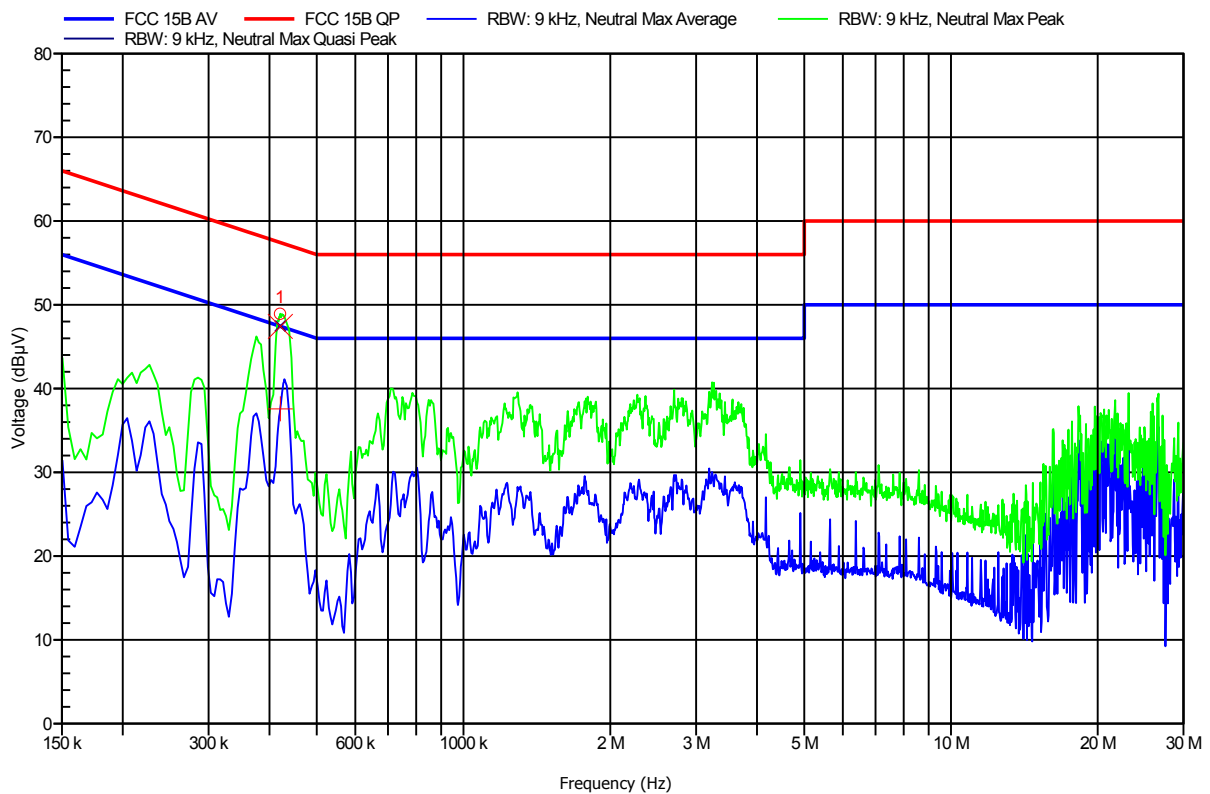
Power line conducted emissions acc. FCC 47 CFR 15.207 / IC RSS-Gen		Verdict: PASS		
Test according referenced standards	Reference Method			
	ANSI C63.4			
Fully configured sample scanned over the following frequency range	Frequency range			
	0.15 MHz to 30 MHz			
Points of Application	Application Interface			
AC Mains	LISN			
EUT test mode	AC-Power line			
Limits and results				
Frequency [MHz]	Quasi-Peak [dB μ V]	Result	Average [dB μ V]	Result
0.15 to 5	66 to 56*	PASS	56 to 46*	PASS
0.5 to 5	56	PASS	46	PASS
5 to 30	60	PASS	50	PASS
Comments: * Limit decreases linearly with the logarithm of the frequency.				

Conducted Emissions
EMI voltage test in the ac-mains according to FCC15B

Project number: G0M-1202-1757

Manufacturer: Polycom Inc
 EUT Name: Desktop VoIP Bluetooth Telephone
 Model: VVX600
 Test Site: Eurofins Product Service GmbH
 Operator: Mr. Eichhorn
 Test Conditions: Tnom: 24°C, Unom: AC 120V
 LISN: ESH2-Z5 N
 Mode: AC (120V) powered, active voice call, BT scanning
 Test Date: 2012-07-21
 Note:

Index 21



Frequency	Quasi-Peak	Quasi-Peak Limit	Quasi-Peak Difference	Quasi-Peak Status
420,45 kHz	47,46 dBµV	57,44 dBµV	-9,98 dB	Pass
Frequency	Average	Average Limit	Average Difference	Average Status
420,45 kHz	37,61 dBµV	47,44 dBµV	-9,83 dB	Pass

Test Report No.: G0M-1202-1757-TFC247B-V01

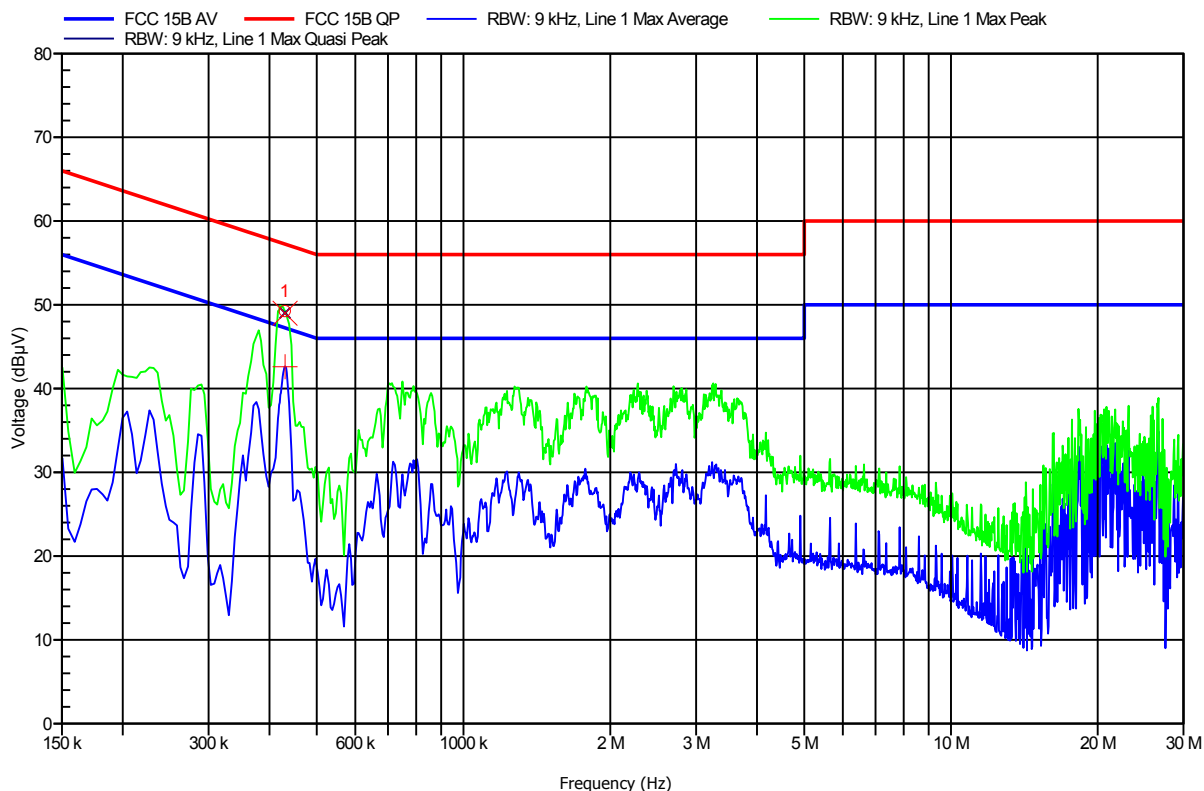
 Eurofins Product Service GmbH
 Storkower Str. 38c, D-15526 Reichenwalde, Germany

Conducted Emissions
EMI voltage test in the ac-mains according to FCC 15B

Project number: G0M-1202-1757

Manufacturer: Polycom Inc
 EUT Name: Desktop VoIP Bluetooth Telephone
 Model: VVX600
 Test Site: Eurofins Product Service GmbH
 Operator: Mr. Eichhorn
 Test Conditions: Tnom: 24°C, Unom: AC 120V
 LISN: ESH2-Z5 L
 Mode: AC (120V) powered, active voice call, BT scanning
 Test Date: 2012-07-21
 Note:

Index 22



Frequency	Quasi-Peak	Quasi-Peak Limit	Quasi-Peak Difference	Quasi-Peak Status
429,9 kHz	49,03 dBµV	57,25 dBµV	-8,23 dB	Pass
Frequency	Average	Average Limit	Average Difference	Average Status
429,9 kHz	42,65 dBµV	47,25 dBµV	-4,61 dB	Pass

Test Report No.: G0M-1202-1757-TFC247B-V01

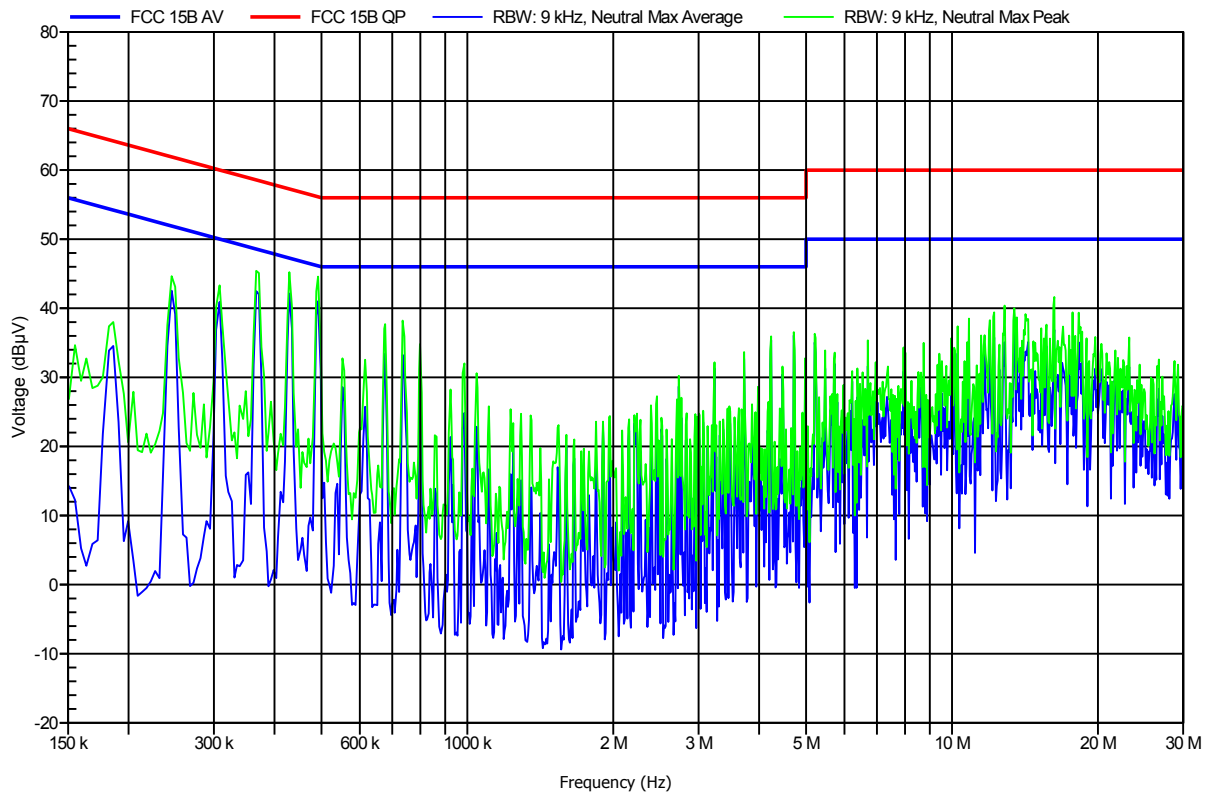
 Eurofins Product Service GmbH
 Storkower Str. 38c, D-15526 Reichenwalde, Germany

Conducted Emissions
EMI voltage test in the ac-mains according to FCC 15B

Project number: G0M-1202-1757

Manufacturer: Polycom Inc
 EUT Name: Desktop VoIP Bluetooth Telephone
 Model: VVX600
 Test Site: Eurofins Product Service GmbH
 Operator: Mr. Eichhorn
 Test Conditions: Tnom: 24°C, Unom: AC 230V / PoE
 LISN: ESH2-Z5 N
 Mode: PoE powered, active voice call, BT scanning
 Test Date: 2012-07-30
 Note:

Index 25



Test Report No.: G0M-1202-1757-TFC247B-V01

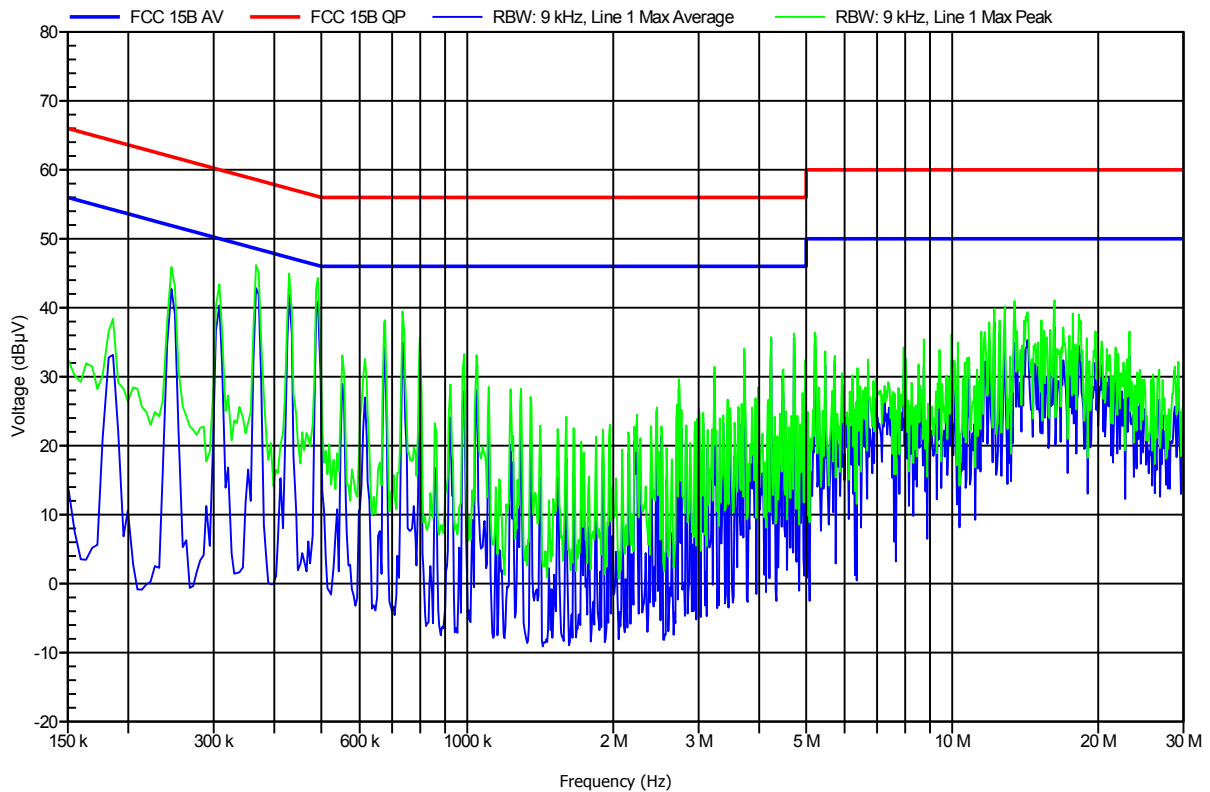
 Eurofins Product Service GmbH
 Storkower Str. 38c, D-15526 Reichenwalde, Germany

Conducted Emissions
EMI voltage test in the ac-mains according to FCC 15B

Project number: G0M-1202-1757

Manufacturer: Polycom Inc
 EUT Name: Desktop VoIP Bluetooth Telephone
 Model: VVX600
 Test Site: Eurofins Product Service GmbH
 Operator: Mr. Eichhorn
 Test Conditions: Tnom: 24°C, Unom: AC 230V / PoE
 LISN: ESH2-Z5 L
 Mode: PoE powered, active voice call, BT scanning
 Test Date: 2012-07-30
 Note:


Index 26



Test Report No.: G0M-1202-1757-TFC247B-V01

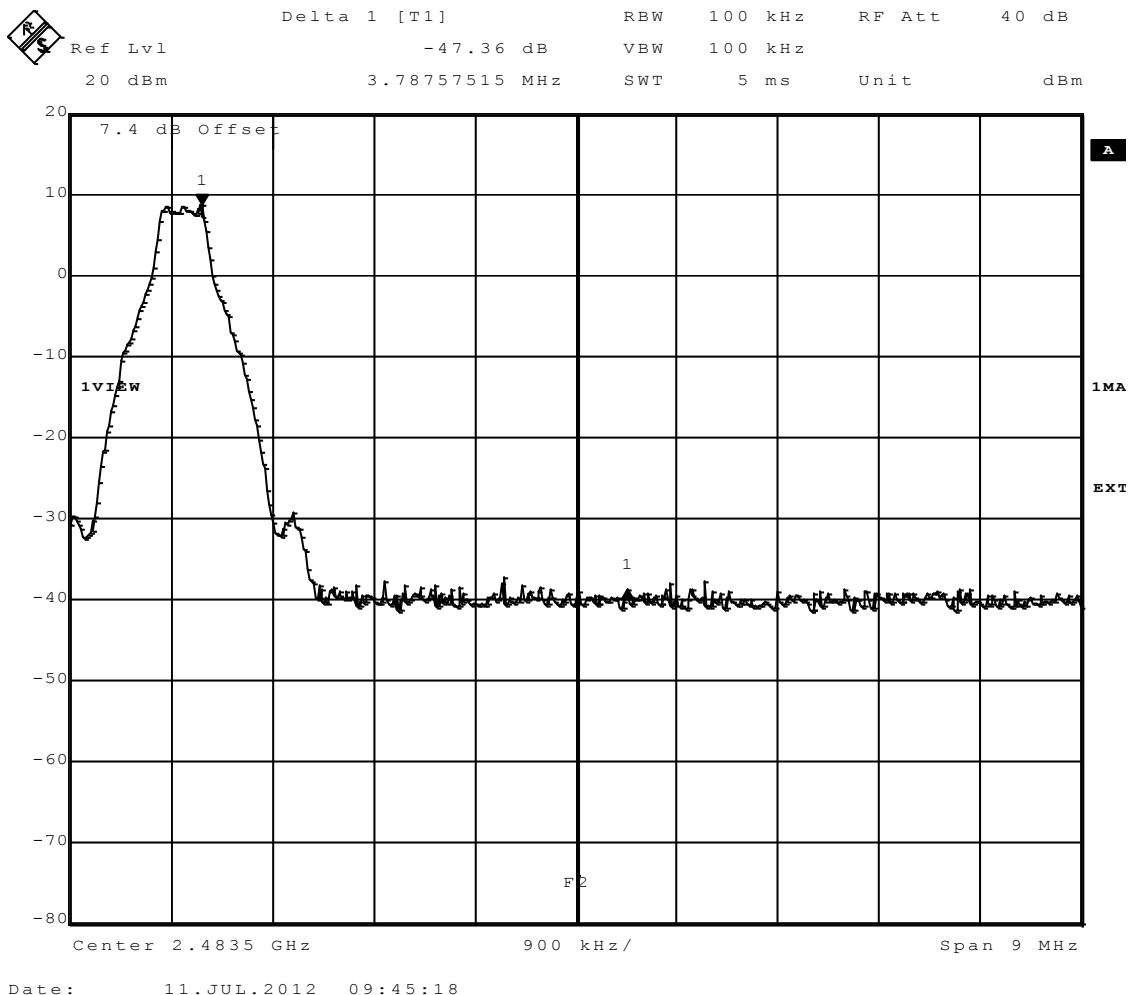
 Eurofins Product Service GmbH
 Storkower Str. 38c, D-15526 Reichenwalde, Germany

3.8 Test Conditions and Results – Band edge compliance

Band-edge compliance acc. FCC 15.247 / IC RSS-210				Verdict: PASS		
EUT requirement rule parts and clause	Reference					
	FCC 15.247(d) / IC RSS-210 A8.5					
Test according to measurement reference	Reference Method					
	FCC Public Notice DA 00-705					
Test frequency range	Tested frequencies					
	F_{LOW} / F_{HIGH}					
Measurement mode	Peak					
Limits						
Limit			Condition			
≤ -20 dB/100 kHz			Peak power measurement detector = Peak			
≤ -30 dB/100 kHz			Peak power measurement detector = RMS			
Test setup						
 <pre> graph LR SA[Spectrum Analyzer] --- EUT[EUT] </pre>						
Test procedure						
<ol style="list-style-type: none"> EUT set to test mode (Communication tester is used if needed) Span set around lower band edge and detector is set to peak and max hold Resolution bandwidth is set to 100 kHz Markers are set to peak emission levels within frequency band and outside frequency band Band edge attenuation is determined from level difference 						
Test results						
Channel	Frequency [MHz]	Mode	Level [dBc]	Limit [dBc]	Margin [dB]	Result
F_{LOW}	2402	DH5-Sngl	-44.82	-20	-24.82	PASS
F_{HIGH}	2480	DH5-Sngl	-47.36	-20	-27.36	PASS
F_{LOW}	2402	DH5-Hop	-43.38	-20	-23.38	PASS
F_{HIGH}	2480	DH5-Hop	-44.52	-20	-24.52	PASS
Comments:						

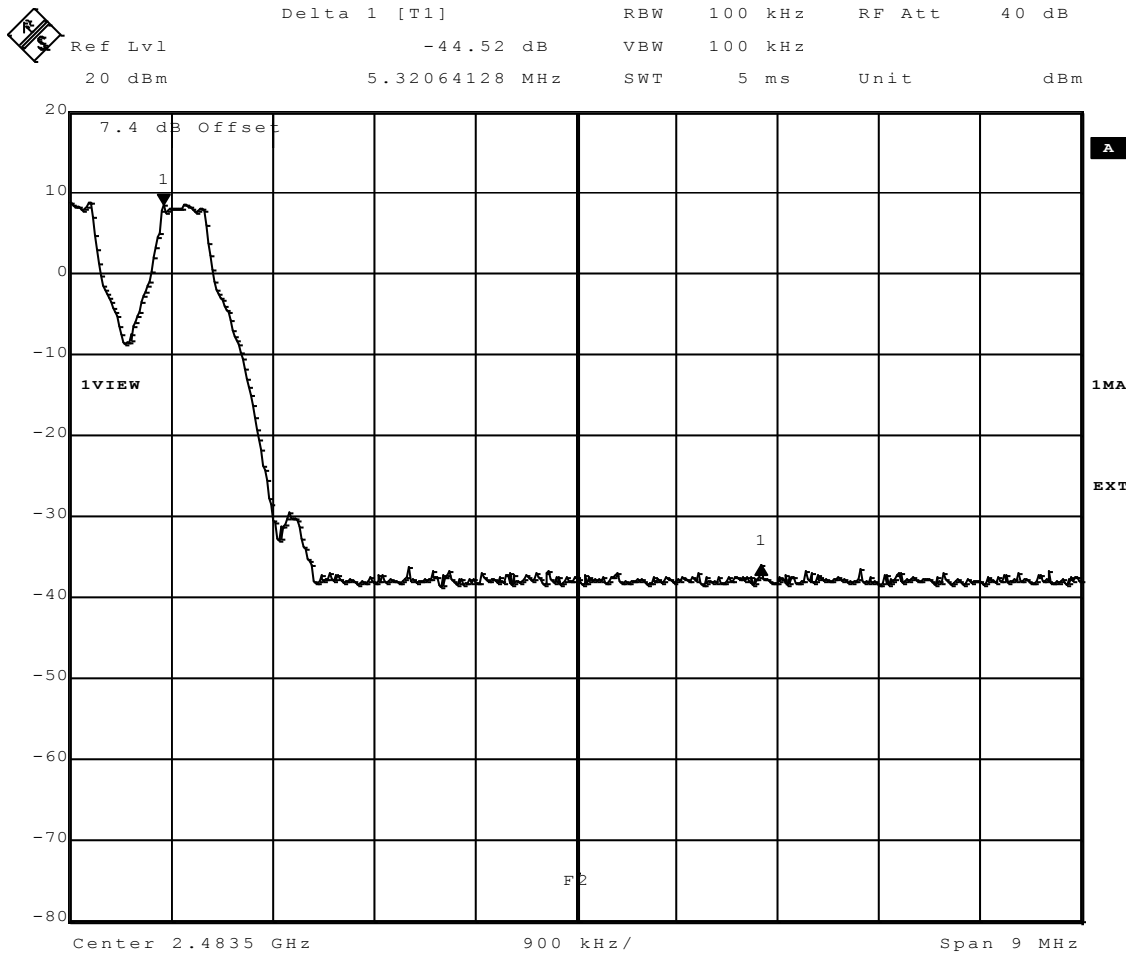
Band-edge compliance – DH5-Sngl F_{HIGH}
FCC part 15.247
Band-edge compliance of RF conducted emissions

EUT	IP Handset with Bluetooth
Model	VVX600
Approval Holder	Polycom Inc.. / G0M-1202-1757
Temperature / Voltage	24°C / Unom: 120 VDC (adaptor)
Test Site / Operator	Eurofins Product Service GmbH / Mr. Pudell
Test Specification	FCC part 15 section 247(c)
Comment 1	Band-edge compliance
Comment 2	Channel.: 78 / 2480 MHz
Comment 3	Single frequency mode




Band-edge compliance – DH5-Hop F_{HIGH}
FCC part 15.247
Band-edge compliance of RF conducted emissions

EUT	IP Handset with Bluetooth
Model	VVX600
Approval Holder	Polycom Inc.. / G0M-1202-1757
Temperature / Voltage	24°C / Unom: 120 VDC (adaptor)
Test Site / Operator	Eurofins Product Service GmbH / Mr. Pudell
Test Specification	FCC part 15 section 247(c)
Comment 1	Band-edge compliance
Comment 2	Channel.: 78 / 2480 MHz
Comment 3	Hopping mode



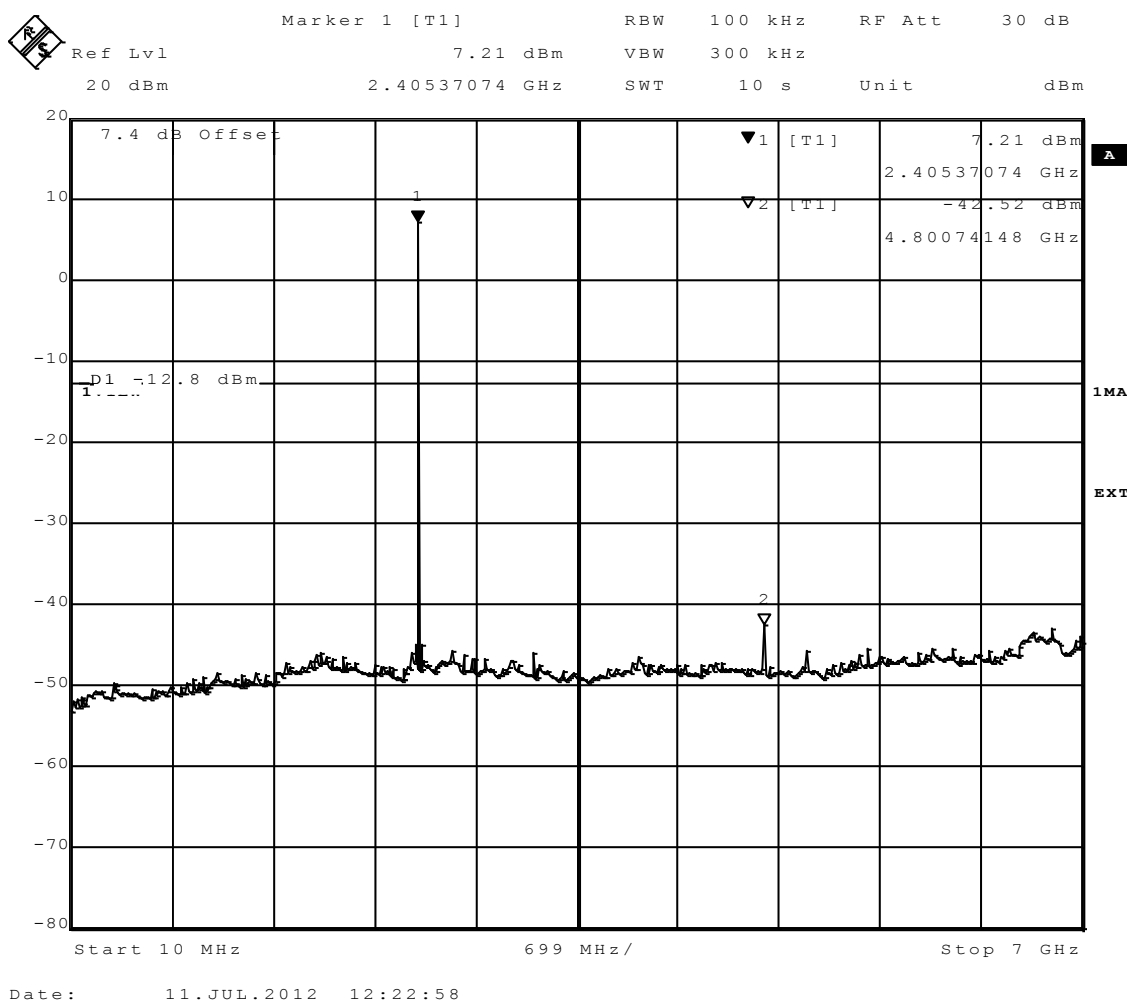
Comment A: Limit: Marker Delta value >20 dB; Result: PASS
 Date: 11.JUL.2012 10:48:10

3.9 Test Conditions and Results – Conducted spurious emissions

Conducted spurious emissions acc. FCC 15.247 / IC RSS-210						Verdict: PASS		
EUT requirement rule parts and clause		Reference						
		FCC 15.247(d) / IC RSS-210 A8.5						
Test according to measurement reference		Reference Method						
		FCC Public Notice DA 00-705						
Test frequency range		Tested frequencies						
		10 MHz – 10 th Harmonic						
Measurement mode		Peak						
Limits								
Limit				Condition				
≤ -20 dB/100 kHz				Peak power measurement detector = Peak				
≤ -30 dB/100 kHz				Peak power measurement detector = RMS				
Test setup								
								
Test procedure								
<ol style="list-style-type: none"> 1. EUT set to test mode (Communication tester is used if needed) 2. Span it set according to measurement range 3. Resolution bandwidth is set to 100 kHz and detector to peak and max hold 4. Markers are set to peak emission levels within frequency band 5. Emission level is determined by second marker on emission peak 6. Attenuation is determined from level difference 								
Test results								
Channel	Frequency [MHz]	Mode	Emission [GHz]	Emission Level [dbm]	Peak power [dBm]	Limit [dBm]	Margin [dB]	Result
F _{LOW}	2402	DH5-Sngl	14.42	-33.95	-7.21	-12.80	-21.15	PASS
F _{MID}	2441	DH5-Sngl	14.65	-35.80	-8.03	-11.97	-23.83	PASS
F _{HIGH}	2480	DH5-Sngl	14.88	-35.61	-8.31	-11.69	-23.92	PASS
Comments:								

Conducted spurious emissions – DH5-Sngl F_{Low}
**FCC part 15.247 (d)
Spurious Emissions**

EUT	IP Handset with Bluetooth
Model	VVX600
Approval Holder	Polycom Inc. / G0M-1202-1757
Temperature / Voltage	24°C / Unom: 120 VDC (adaptor)
Test Site / Operator	Eurofins Product Service GmbH / Mr. Pudell
Test Specification	FCC part 15.247 (d)
Comment 1	Spurious Emissions conducted
Comment 2	Channel : 2402 MHz
Comment 3	GFSK / DH5

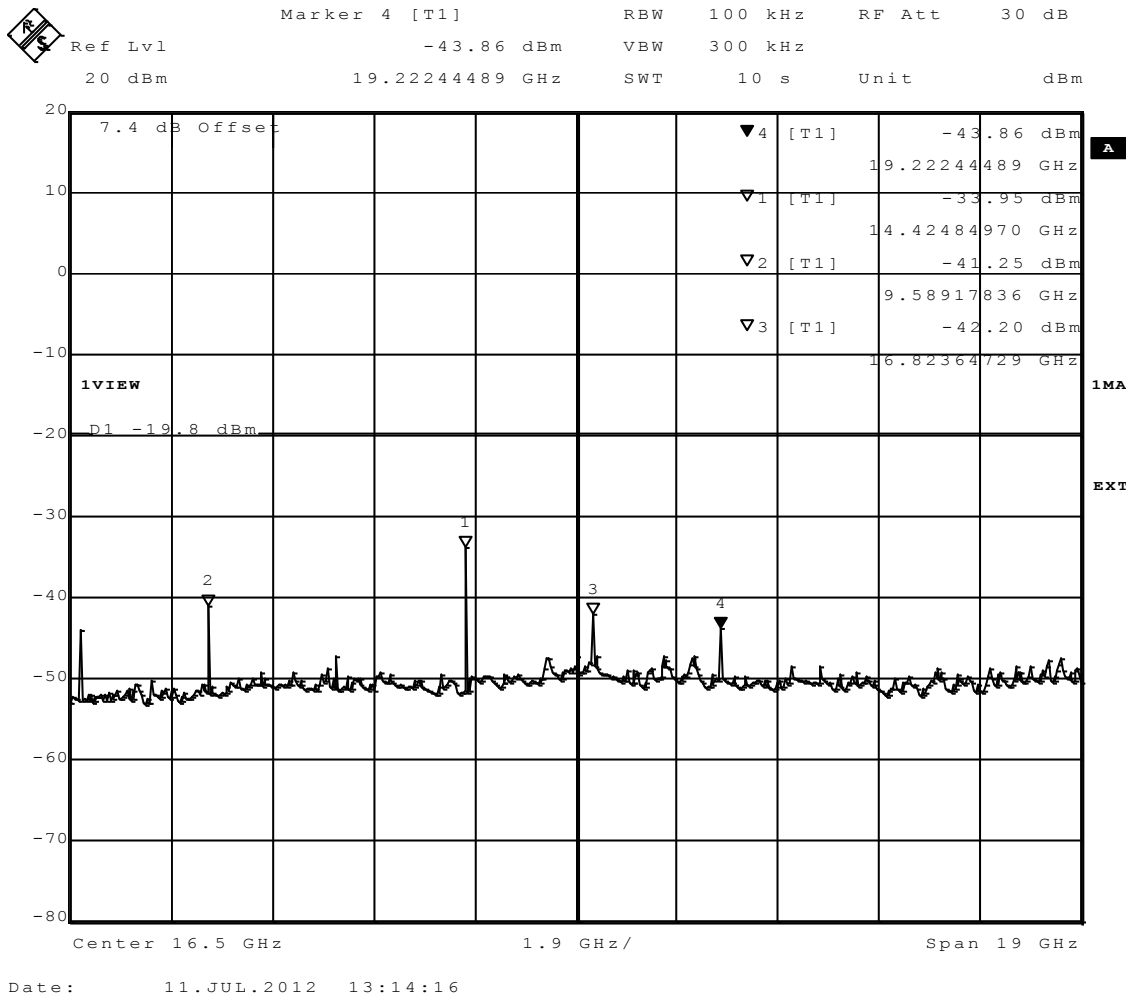


Test Report No.: G0M-1202-1757-TFC247B-V01

Eurofins Product Service GmbH
Storkower Str. 38c, D-15526 Reichenwalde, Germany

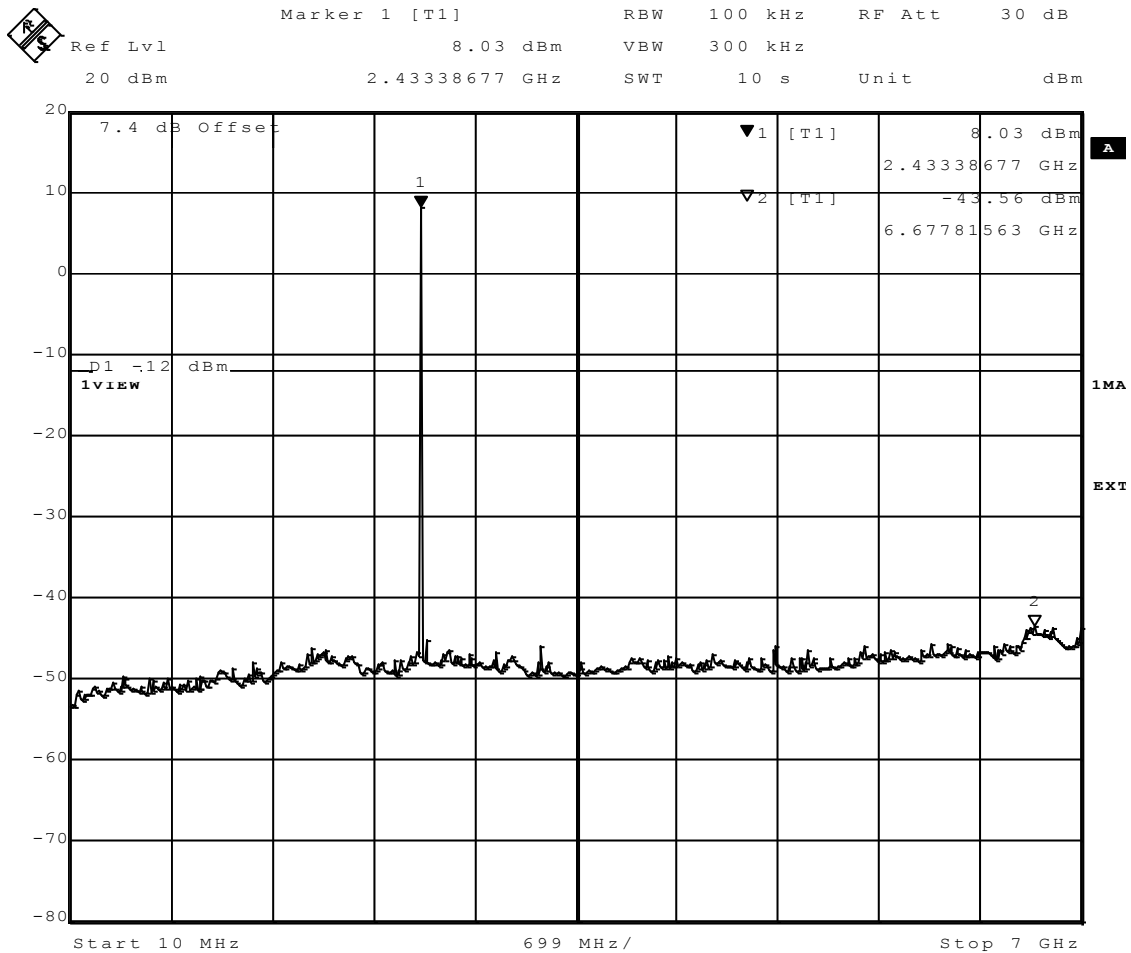
Conducted spurious emissions – DH5-Sngl F_{Low}
**FCC part 15.247 (d)
Spurious Emissions**

EUT	IP Handset with Bluetooth
Model	VVX600
Approval Holder	Polycom Inc.. / G0M-1202-1757
Temperature / Voltage	24°C / Unom: 120 VDC (adaptor)
Test Site / Operator	Eurofins Product Service GmbH / Mr. Pudell
Test Specification	FCC part 15.247 (d)
Comment 1	Spurious Emissions conducted
Comment 2	Channel : 2402 MHz
Comment 3	GFSK / DH5



Conducted spurious emissions – DH5-Sngl F_{MID}
**FCC part 15.247 (d)
Spurious Emissions**

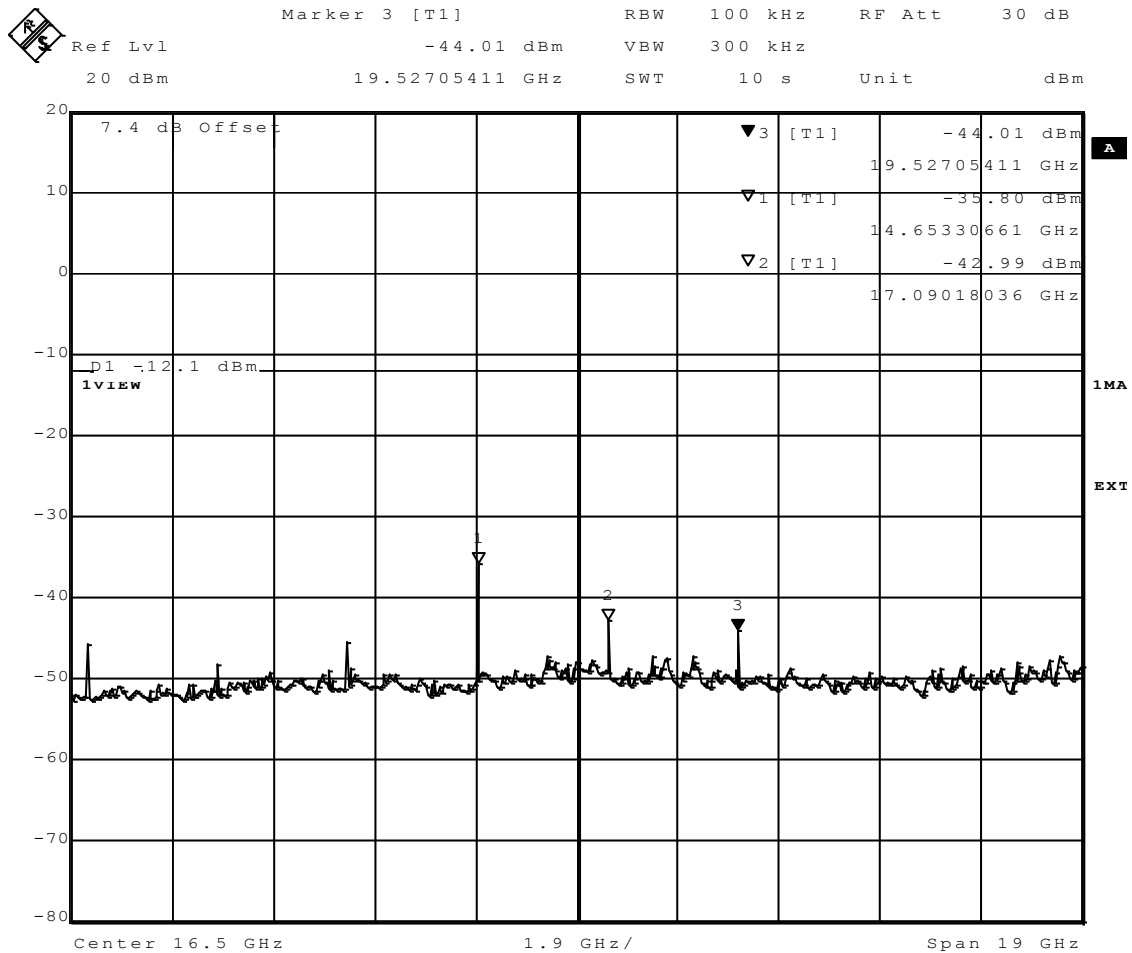
EUT	IP Handset with Bluetooth
Model	VVX600
Approval Holder	Polycom Inc.. / G0M-1202-1757
Temperature / Voltage	24°C / Unom: 120 VDC (adaptor)
Test Site / Operator	Eurofins Product Service GmbH / Mr. Pudell
Test Specification	FCC part 15.247 (d)
Comment 1	Spurious Emissions conducted
Comment 2	Channel : 2441 MHz
Comment 3	GFSK / DH5



Date: 11.JUL.2012 13:20:25

Conducted spurious emissions – DH5-Sngl F_{MID}
**FCC part 15.247 (d)
Spurious Emissions**

EUT	IP Handset with Bluetooth
Model	VVX600
Approval Holder	Polycom Inc.. / G0M-1202-1757
Temperature / Voltage	24°C / Unom: 120 VDC (adaptor)
Test Site / Operator	Eurofins Product Service GmbH / Mr. Pudell
Test Specification	FCC part 15.247 (d)
Comment 1	Spurious Emissions conducted
Comment 2	Channel : 2441 MHz
Comment 3	GFSK / DH5



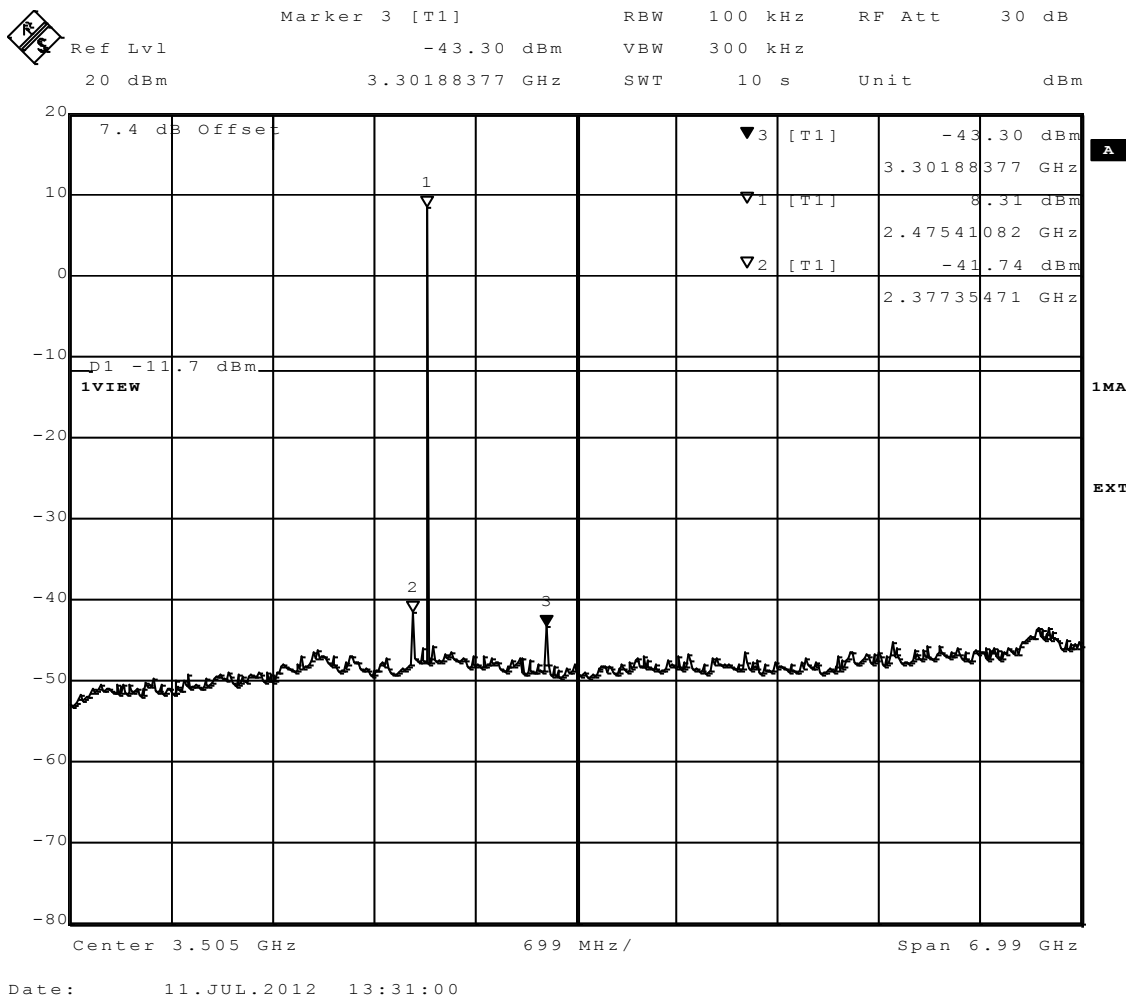
Date: 11.JUL.2012 13:25:02

Test Report No.: G0M-1202-1757-TFC247B-V01

Eurofins Product Service GmbH
 Storkower Str. 38c, D-15526 Reichenwalde, Germany

Conducted spurious emissions – DH5-Sngl F_{HIGH}
**FCC part 15.247 (d)
Spurious Emissions**

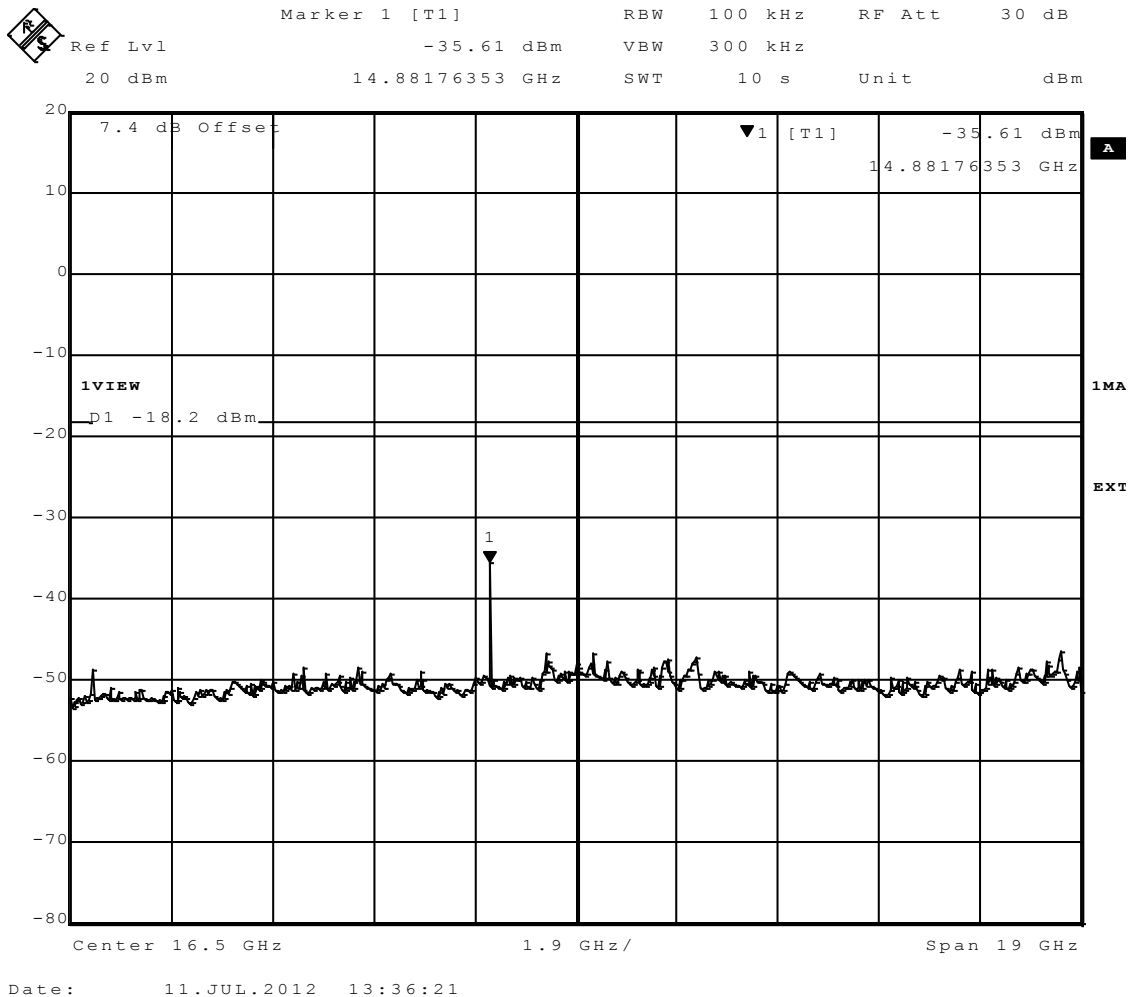
EUT	IP Handset with Bluetooth
Model	VVX600
Approval Holder	Polycom Inc.. / G0M-1202-1757
Temperature / Voltage	24°C / Unom: 120 VDC (adaptor)
Test Site / Operator	Eurofins Product Service GmbH / Mr. Pudell
Test Specification	FCC part 15.247 (d)
Comment 1	Spurious Emissions conducted
Comment 2	Channel : 2480 MHz
Comment 3	GFSK / DH5


Test Report No.: G0M-1202-1757-TFC247B-V01

 Eurofins Product Service GmbH
 Storkower Str. 38c, D-15526 Reichenwalde, Germany

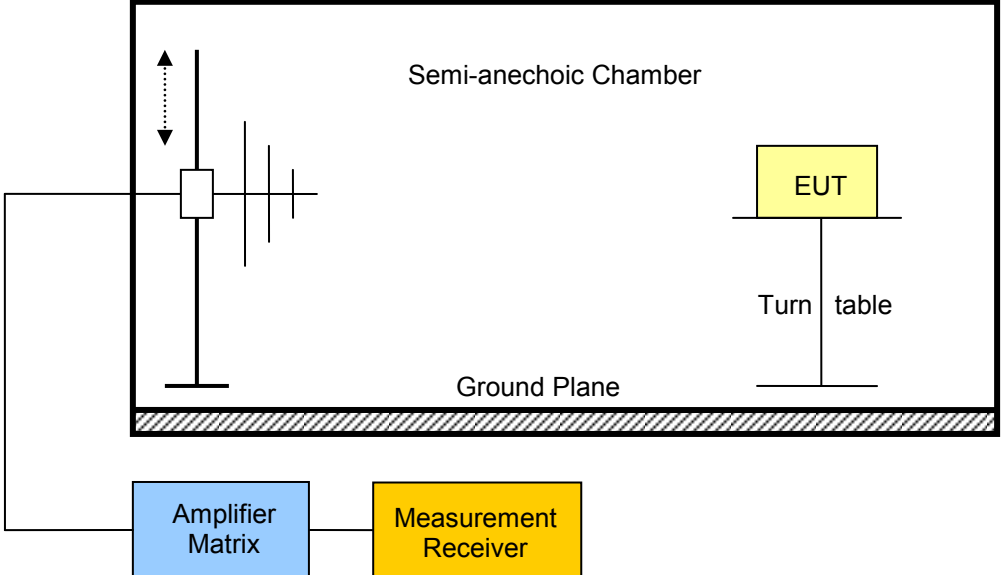
Conducted spurious emissions – DH5-Sngl F_{HIGH}
**FCC part 15.247 (d)
Spurious Emissions**

EUT	IP Handset with Bluetooth
Model	VVX600
Approval Holder	Polycom Inc.. / G0M-1202-1757
Temperature / Voltage	24°C / Unom: 120 VDC (adaptor)
Test Site / Operator	Eurofins Product Service GmbH / Mr. Pudell
Test Specification	FCC part 15.247 (d)
Comment 1	Spurious Emissions conducted
Comment 2	Channel : 2480 MHz
Comment 3	GFSK / DH5


Test Report No.: G0M-1202-1757-TFC247B-V01

 Eurofins Product Service GmbH
 Storkower Str. 38c, D-15526 Reichenwalde, Germany

3.10 Test Conditions and Results – Transmitter radiated emissions

Transmitter radiated emissions acc. FCC 47 CFR 15.247 / IC RSS-210				Verdict: PASS	
Test according referenced standards		Reference Method			
		FCC 15.247(d) / IC RSS-210 A8.5			
Test according to measurement reference		Reference Method			
		FCC Public Notice DA 00-705 / ANSI C63.4			
Test frequency range		Tested frequencies			
		30 MHz – 10 th Harmonic			
Limits					
Frequency range [MHz]	Detector	Limit [μ V/m]	Limit [dB μ V/m]	Limit Distance [m]	
30 – 88	Quasi-Peak	100	40	3	
88 – 216	Quasi-Peak	150	43.5	3	
216 – 960	Quasi-Peak	200	46	3	
960 – 1000	Quasi-Peak	500	54	3	
> 1000	Average	500	54	3	
<p>Radiated emissions which fall in the restricted bands, as defined in Section 15.205(a), must also comply with the radiated emission limits specified in Section 15.209(a) (see Section 15.205(c)).</p> <p>When average radiated emission measurements are specified, including average emission measurements below 1000 MHz, there also is a limit on the peak level of the radio frequency emissions. The limit on peak radio frequency emissions is 20 dB above the maximum permitted average emission limit applicable to the equipment under test.</p>					
Test setup					
 <p>The diagram illustrates the test setup. A Semi-anechoic Chamber is shown with a Ground Plane at the bottom. Inside the chamber, an Amplifier Matrix is connected to a Measurement Receiver. The Equipment Under Test (EUT) is placed on a Turn table within the chamber. A vertical antenna is positioned to the left of the chamber, with a dashed arrow indicating its vertical movement.</p>					

Test procedure

1. EUT set to test mode (Communication tester is used if needed)
2. Span it set according to measurement range
3. Resolution bandwidth below 1 GHz is set according to CISPR 16 with peak/quasi-peak detector and RBW of 1 MHz with peak/average detector is used above 1 GHz
4. Markers are set to peak emission levels within restricted bands

Test results – Internal Antenna

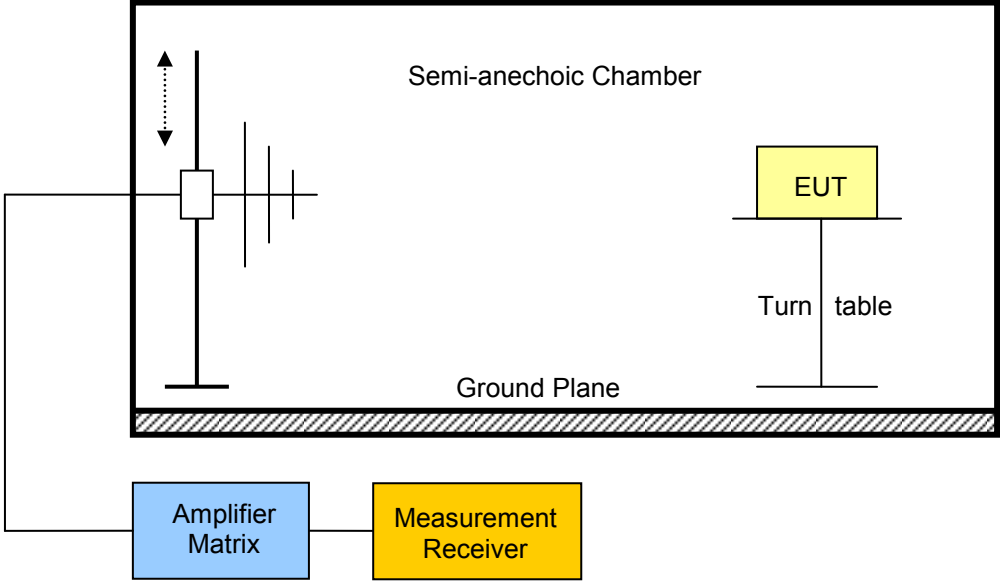
Channel	Frequency [MHz]	Mode	Emission [MHz]	Level [dB μ V/m]	Det.	Pol.	Limit [dB μ V/m]	Limit dist. [m]*	Margin [dB]
F _{LOW}	2402	DH5-Sngl	2377.5	55.33	pk	ver	74	3	-18.67
F _{LOW}	2402	DH5-Sngl	2377.5	28.57	av	ver	54	3	-25.43
F _{LOW}	2402	DH5-Sngl	2380.3	60.71	pk	hor	74	3	-13.29
F _{LOW}	2402	DH5-Sngl	2380.3	29.31	av	hor	54	3	-24.69
F _{LOW}	2402	DH5-Sngl	2346.6	54.66	pk	hor	74	3	-19.34
F _{LOW}	2402	DH5-Sngl	2346.6	28.83	av	hor	54	3	-25.17
F _{MID}	2441	DH5-Sngl	2380.3	54.51	pk	ver	74	3	-19.49
F _{MID}	2441	DH5-Sngl	2380.3	28.95	av	ver	54	3	-25.05
F _{MID}	2441	DH5-Sngl	2380.3	55.17	pk	hor	74	3	-18.83
F _{MID}	2441	DH5-Sngl	2380.3	28.95	av	hor	54	3	-25.05
F _{MID}	2441	DH5-Sngl	2346.6	54.77	pk	hor	74	3	-19.23
F _{MID}	2441	DH5-Sngl	2346.6	28.07	av	hor	54	3	-25.93
F _{HIGH}	2480	DH5-Sngl	2.3803	58.47	pk	ver	74	3	-15.53
F _{HIGH}	2480	DH5-Sngl	2.3803	28.58	av	ver	54	3	-25.42
F _{HIGH}	2480	DH5-Sngl	2.4835	54.91	pk	ver	74	3	-19.09
F _{HIGH}	2480	DH5-Sngl	2.4835	47.61	av	ver	54	3	-6.39
F _{HIGH}	2480	DH5-Sngl	2.3803	58.03	pk	hor	74	3	-15.97
F _{HIGH}	2480	DH5-Sngl	2.3803	28.58	av	hor	54	3	-25.42
F _{HIGH}	2480	DH5-Sngl	2.3466	56.72	pk	hor	74	3	-17.28
F _{HIGH}	2480	DH5-Sngl	2.3466	28.46	av	hor	54	3	-25.54
F _{HIGH}	2480	DH5-Sngl	2.4835	57.85	pk	hor	74	3	-16.15
F _{HIGH}	2480	DH5-Sngl	2.4835	48.95	av	hor	54	3	-5.05

Comments: * Physical distance between EUT and measurement antenna.

Test Report No.: G0M-1202-1757-TFC247B-V01

Eurofins Product Service GmbH
Storkower Str. 38c, D-15526 Reichenwalde, Germany

3.11 Test Conditions and Results – Receiver radiated emissions

Receiver radiated emissions acc. IC RSS-210		Verdict: PASS		
Test according referenced standards	Reference Method			
	IC RSS-210 A8.5			
Test according to measurement reference	Reference Method			
	ANSI C63.4			
Test frequency range	Tested frequencies			
	30 MHz – 3 th Harmonic			
EUT test mode	Receive			
Limits				
Frequency range [MHz]	Detector	Limit [μ V/m]	Limit [dB μ V/m]	Limit Distance [m]
30 – 88	Quasi-Peak	100	40	3
88 – 216	Quasi-Peak	150	43.5	3
216 – 960	Quasi-Peak	200	46	3
960 – 1000	Quasi-Peak	500	54	3
> 1000	Average	500	54	3
Test setup				
				

Test Report No.: G0M-1202-1757-TFC247B-V01

Eurofins Product Service GmbH
Storkower Str. 38c, D-15526 Reichenwalde, Germany

Test procedure

1. EUT set to receive mode (Communication tester is used if needed)
2. Span it set according to measurement range
3. Resolution bandwidth below 1 GHz is set according to CISPR 16 with peak/quasi-peak detector and RBW of 1 MHz with peak/average detector is used above 1 GHz
4. Markers are set to peak emission levels

Test results

Channel	Frequency [MHz]	Emission [MHz]	Emission Level [db μ V/m]	Emission Level [μ V/m]	Det.	Limit [μ V/m]	Margin [μ V/m]
F _{MID}	2441	666.533	38.29*	82.13	pk	200.00	-117.87

Comments:

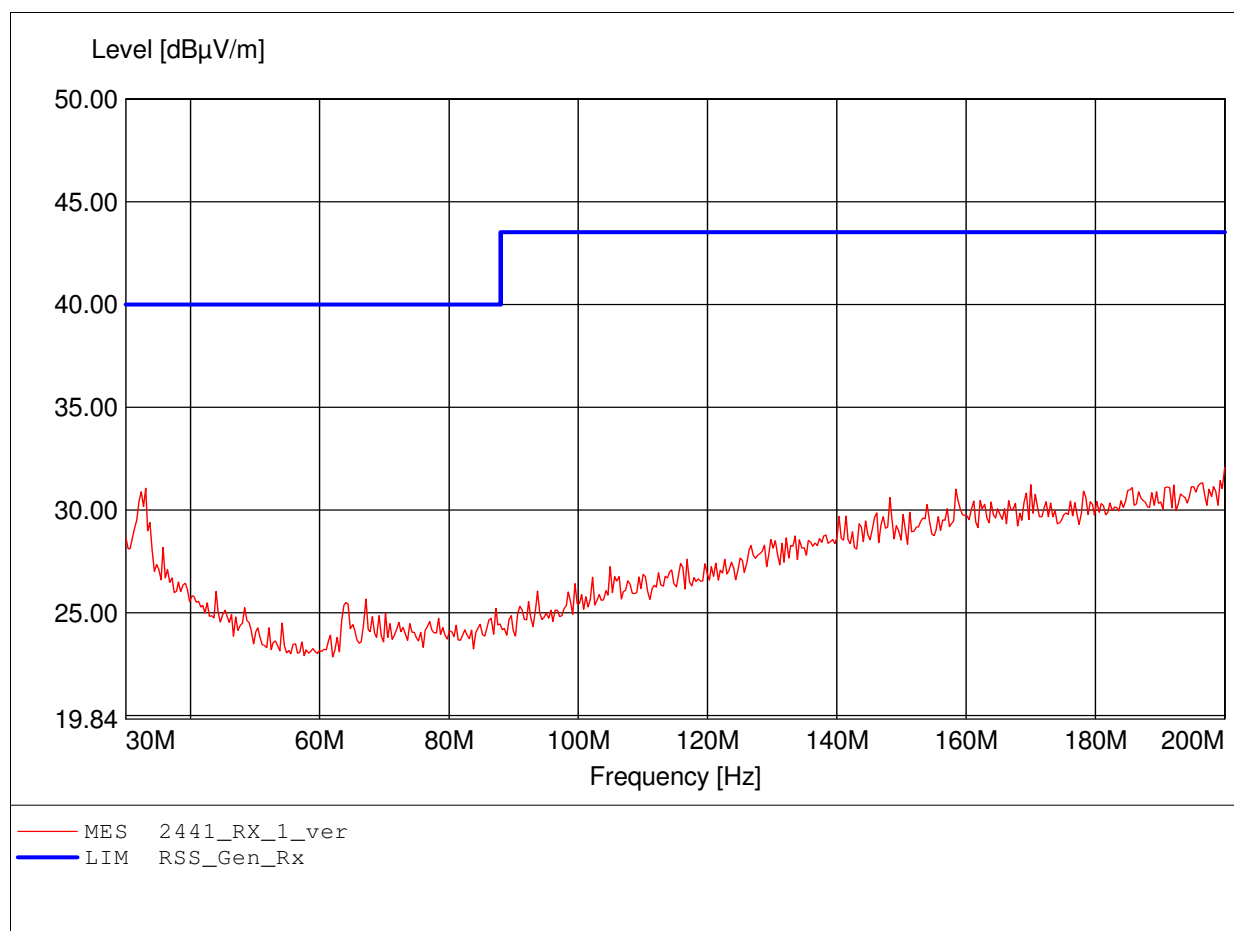
* Emission level corresponds to ambient noise floor

ANNEX A Transmitter radiated spurious emissions

Field Strength under normal conditions

Standards Industry Canada, RSS-GEN

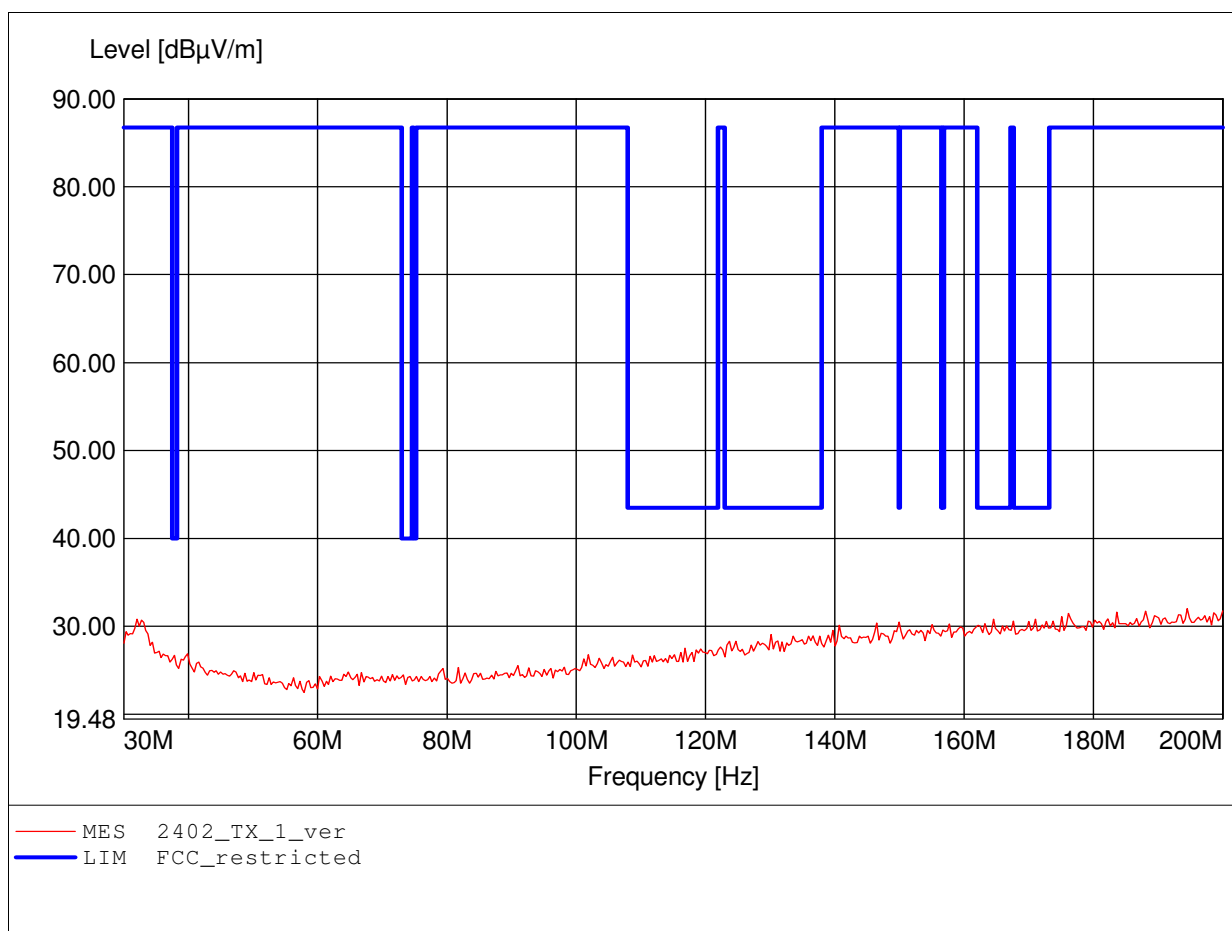
Approval Holder: Polycom Inc. / G0M-1202-1757
EUT / Model: IP Handsfree with Bluetooth / VVX600
Setup: BasicRate / CH: 39 / RX_Idle / Ant: integral / Horizontal
Test Site / Operator: Eurofins Product Service GmbH / Mr. Pudell
Test Condition: Tnom: 24°C / Vnom.: 48.0V DC (power supply)
Test Specification: Freq. / CH: 2441
Comment 1: Dist.: 3m, Ant.: HK 116
Comment 2: Freq:200.000MHz Emax:32.06dBμV/m RBW: 100 kHz



Spurious emissions Field Strength

FCC RULES PART 15, SUBPART C

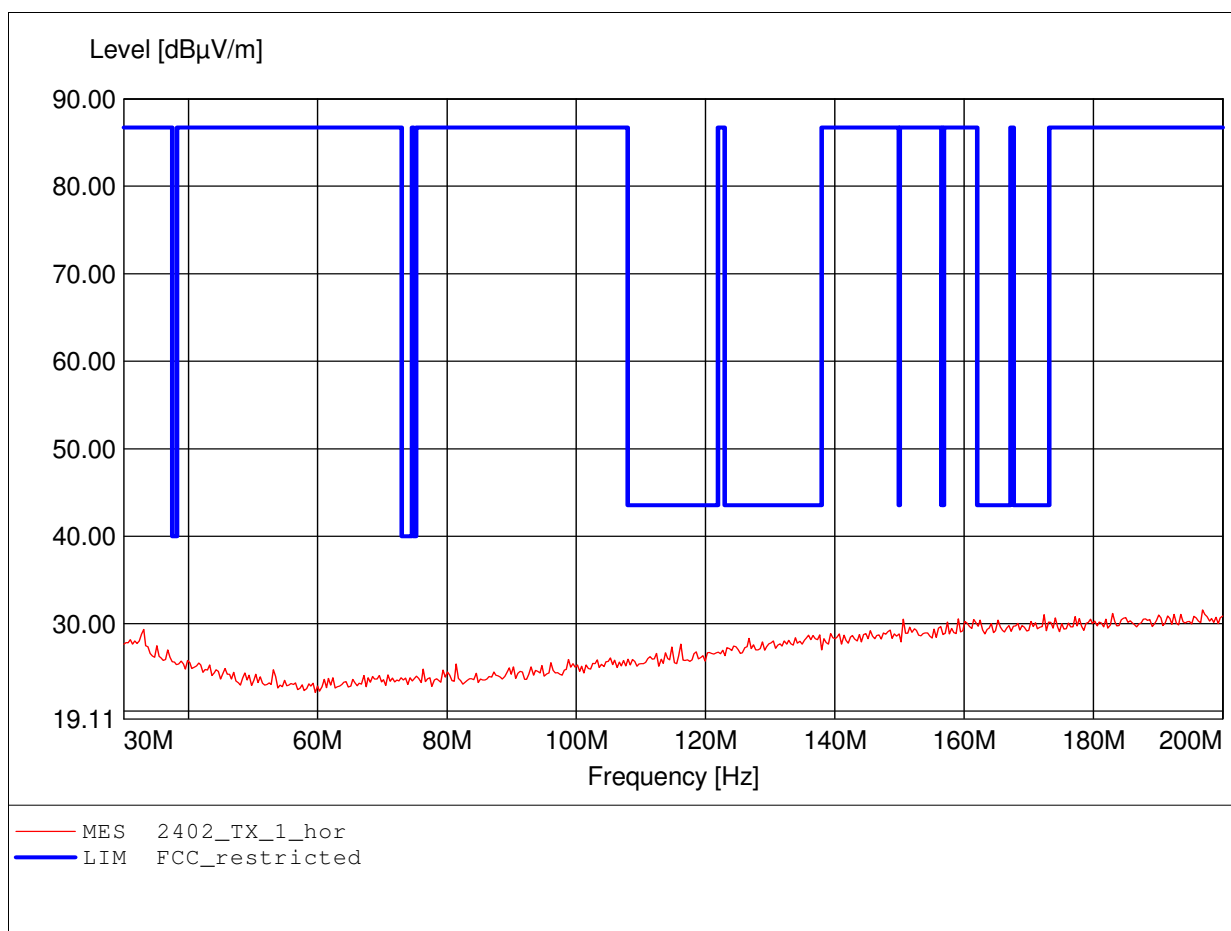
Approval Holder: Polycom Inc. / GOM-1202-1757
EUT / Model: IP Handsfree with Bluetooth / VVX600
Setup: BasicRate / CH: 0 / DH5 / Pmax / Ant: integral / Horizontal
Test Site / Operator: Eurofins Product Service GmbH / Mr. Pudell
Test Condition: Tnom: 24°C / Vnom.: 48.0V DC (power supply)
Test Specification: Freq. / CH: 2402
Comment 1: Dist.: 3m, Ant.: HK 116
Comment 2: Freq: 194.549MHz, Emax: 32.01dBµV/m, RBW: 100kHz



Spurious emissions Field Strength

FCC RULES PART 15, SUBPART C

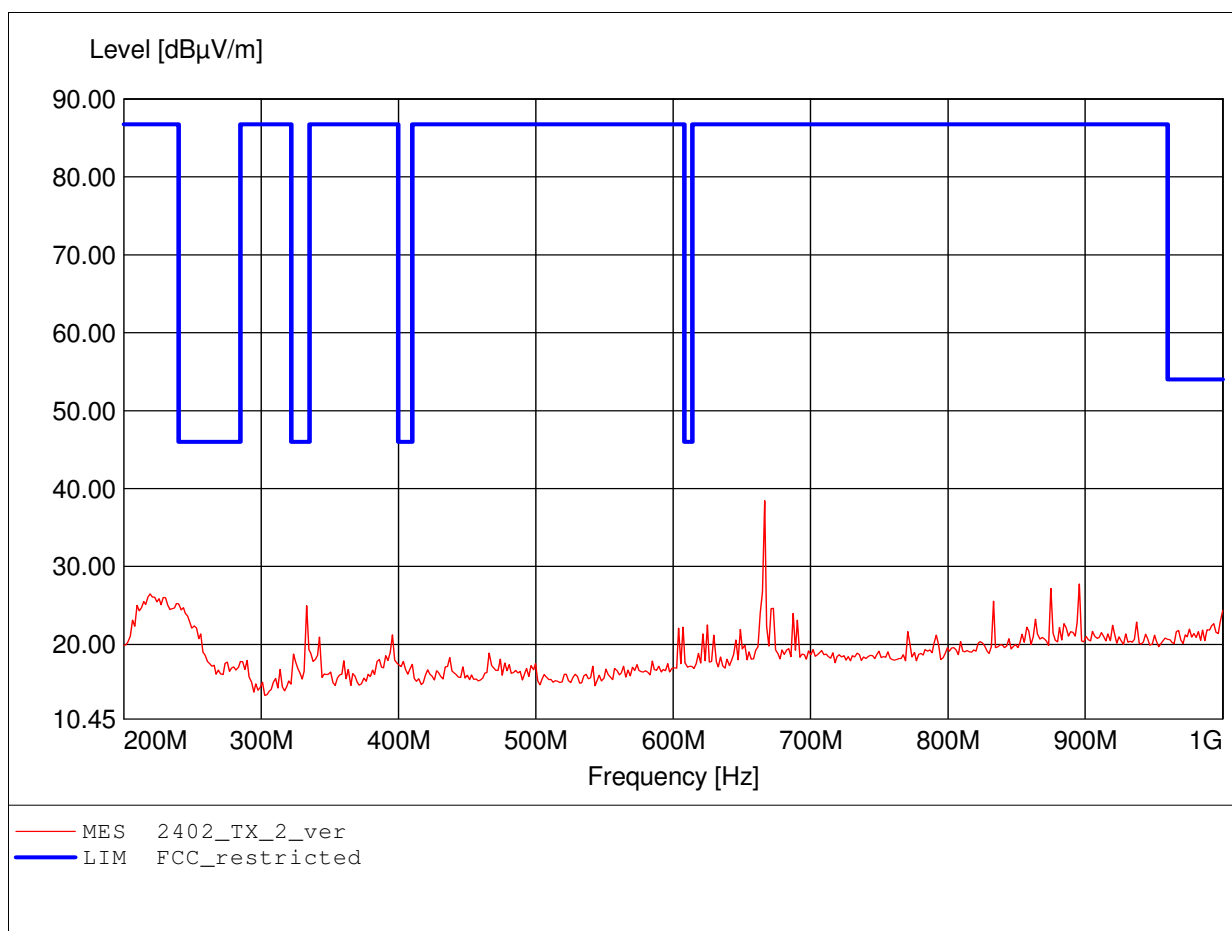
Approval Holder: Polycom Inc. / G0M-1202-1757
EUT / Model: IP Handsfree with Bluetooth / VVX600
Setup: BasicRate / CH: 0 / DH5 / Pmax / Ant: integral / Horizontal
Test Site / Operator: Eurofins Product Service GmbH / Mr. Pudell
Test Condition: Tnom: 24°C / Vnom.: 48.0V DC (power supply)
Test Specification: Freq. / CH: 2402
Comment 1: Dist.: 3m, Ant.: HK 116
Comment 2: Freq: 196.934MHz, Emax: 31.57dBµV/m, RBW: 100kHz



Spurious emissions Field Strength

FCC RULES PART 15, SUBPART C

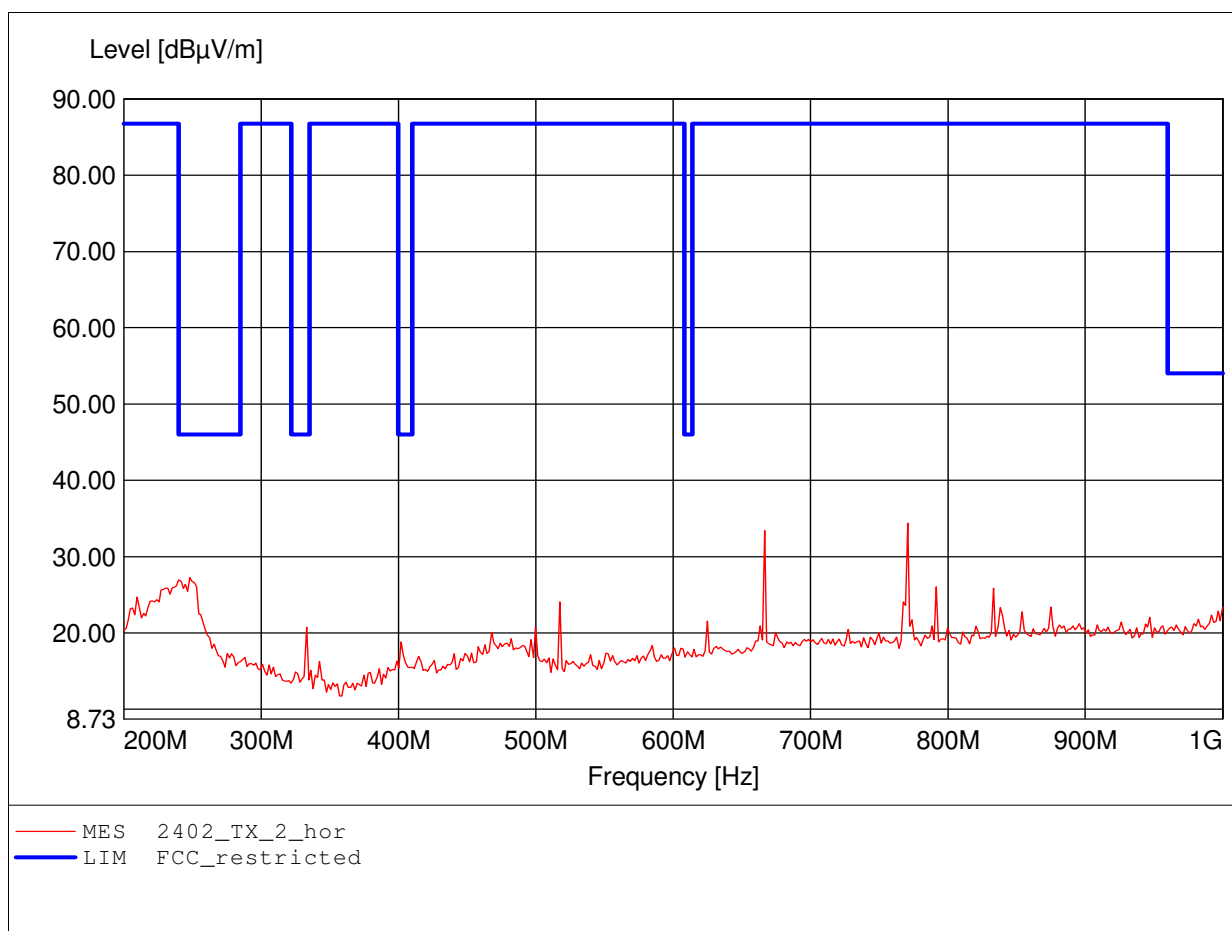
Approval Holder: Polycom Inc. / GOM-1202-1757
EUT / Model: IP Handsfree with Bluetooth / VVX600
Setup: BasicRate / CH: 0 / DH5 / Pmax / Ant: integral / Horizontal
Test Site / Operator: Eurofins Product Service GmbH / Mr. Pudell
Test Condition: Tnom: 24°C / Vnom.: 48.0V DC (power supply)
Test Specification: Freq. / CH: 2402
Comment 1: Dist.: 3m, Ant.: HL 223, amplif.
Comment 2: Freq: 666.533MHz, Emax: 38.44dBµV/m, RBW: 100kHz



Spurious emissions Field Strength

FCC RULES PART 15, SUBPART C

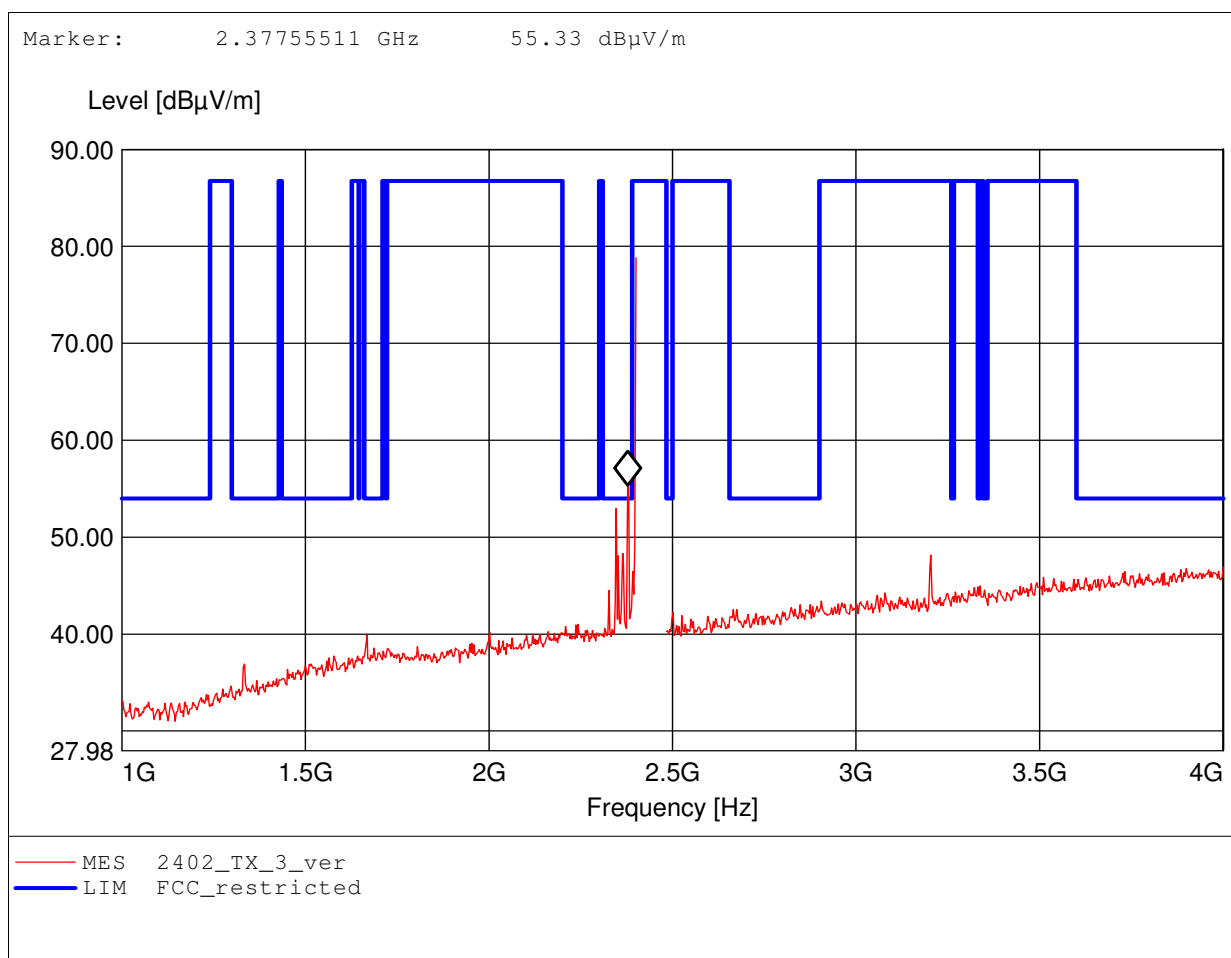
Approval Holder: Polycom Inc. / G0M-1202-1757
EUT / Model: IP Handsfree with Bluetooth / VVX600
Setup: BasicRate / CH: 0 / DH5 / Pmax / Ant: integral / Horizontal
Test Site / Operator: Eurofins Product Service GmbH / Mr. Pudell
Test Condition: Tnom: 24°C / Vnom.: 48.0V DC (power supply)
Test Specification: Freq. / CH: 2402
Comment 1: Dist.: 3m, Ant.: HL 223, amplif.
Comment 2: Freq: 770.741MHz, Emax: 34.37dBµV/m, RBW: 100kHz



Spurious emissions Field Strength

FCC RULES PART 15, SUBPART C

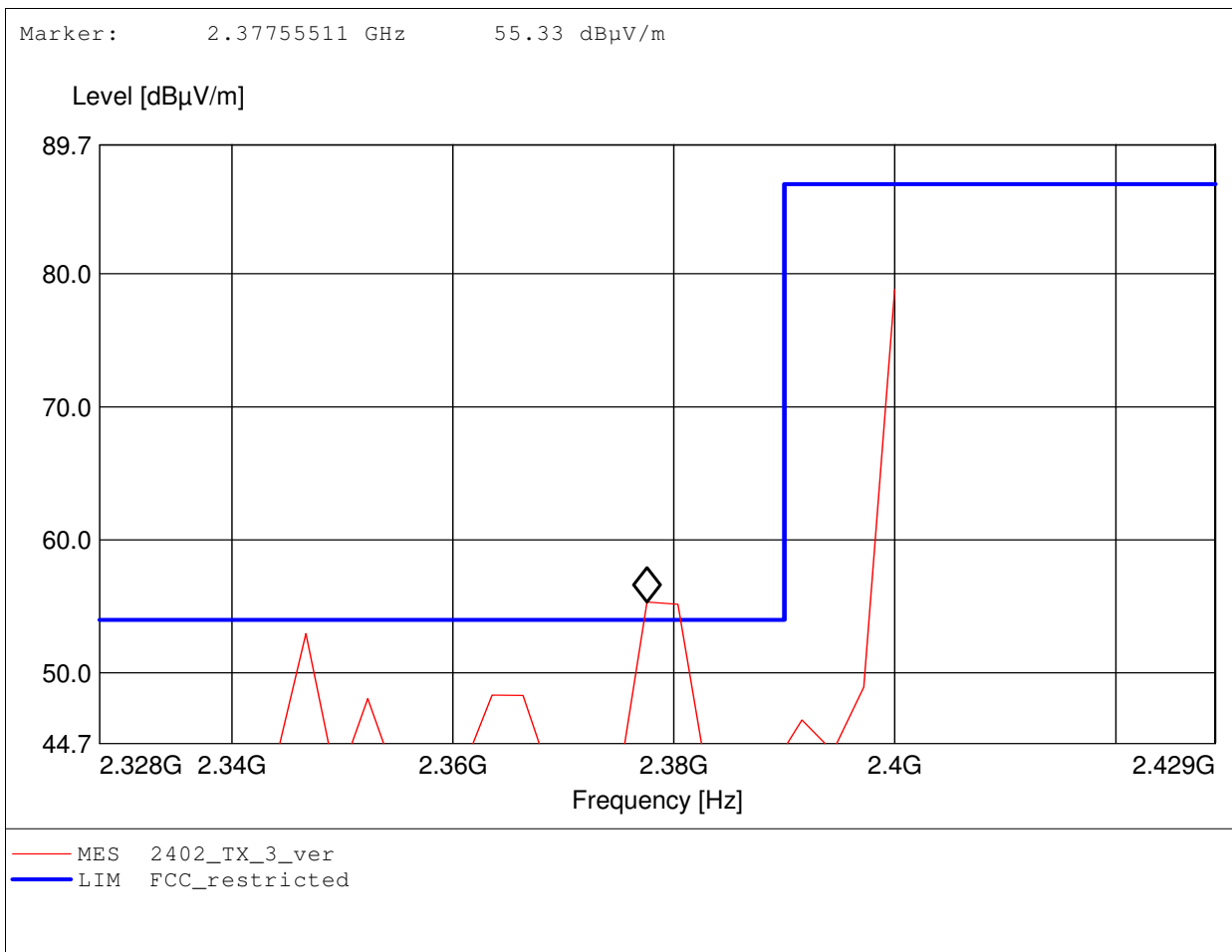
Approval Holder: Polycom Inc. / G0M-1202-1757
EUT / Model: IP Handsfree with Bluetooth / VVX600
Setup: BasicRate / CH: 0 / DH5 / Pmax / Ant: integral / Horizontal
Test Site / Operator: Eurofins Product Service GmbH / Mr. Pudell
Test Condition: Tnom: 24°C / Vnom.: 48.0V DC (power supply)
Test Specification: Freq. / CH: 2402
Comment 1: Dist.: 3m, Ant.: HL 025, amplif.
Comment 2: Freq: 2.400GHz, Emax: 78.80dBµV/m, RBW: 1MHz



Spurious emissions Field Strength

FCC RULES PART 15, SUBPART C

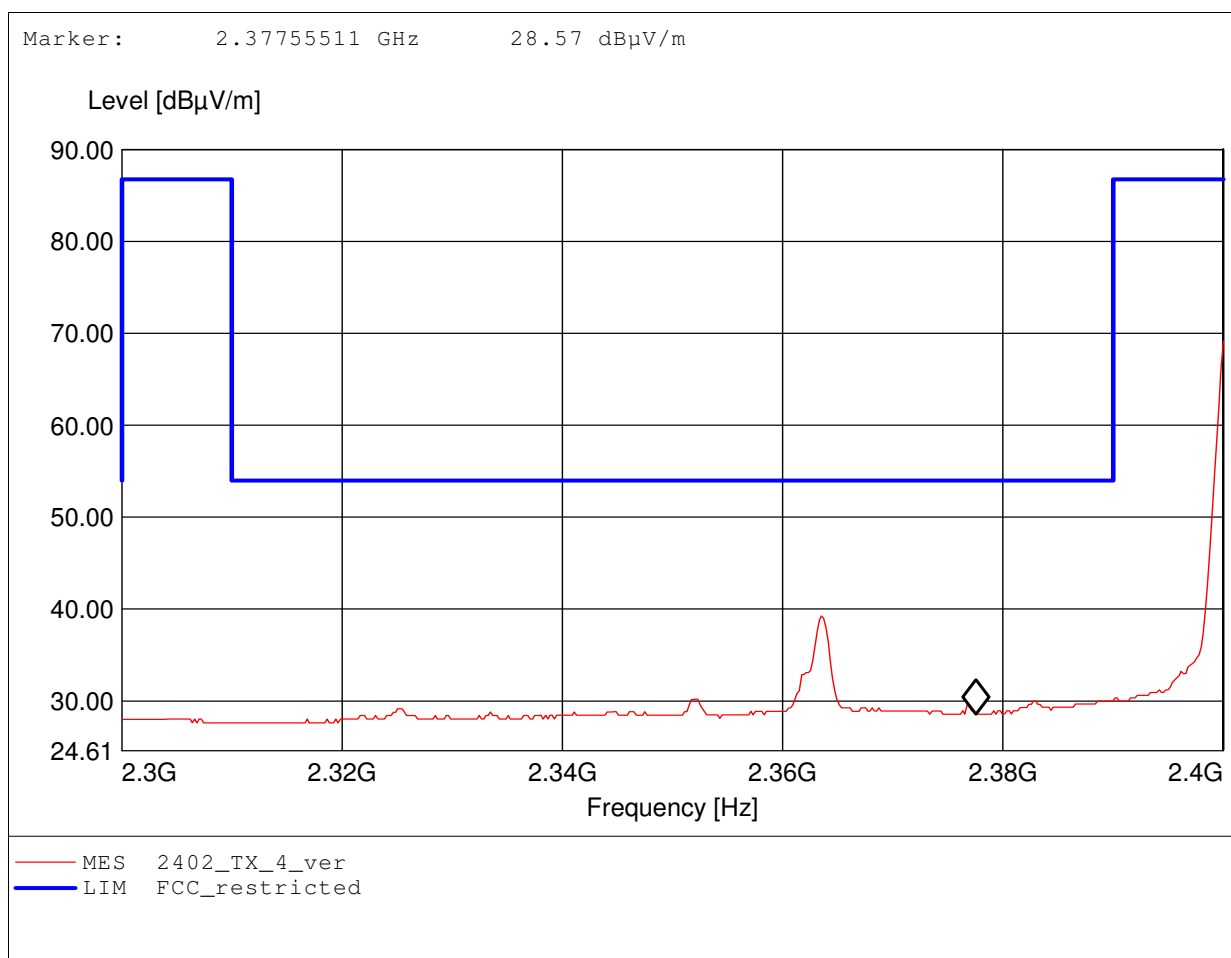
Approval Holder: Polycom Inc. / G0M-1202-1757
EUT / Model: IP Handsfree with Bluetooth / VVX600
Setup: BasicRate / CH: 0 / DH5 / Pmax / Ant: integral / Horizontal
Test Site / Operator: Eurofins Product Service GmbH / Mr. Pudell
Test Condition: Tnom: 24°C / Vnom.: 48.0V DC (power supply)
Test Specification: Freq. / CH: 2402
Comment 1: Dist.: 3m, Ant.: HL 025, amplif.
Comment 2: Freq: 2.400GHz, Emax: 78.80dBµV/m, RBW: 1MHz



Spurious emissions Field Strength

FCC RULES PART 15, SUBPART C

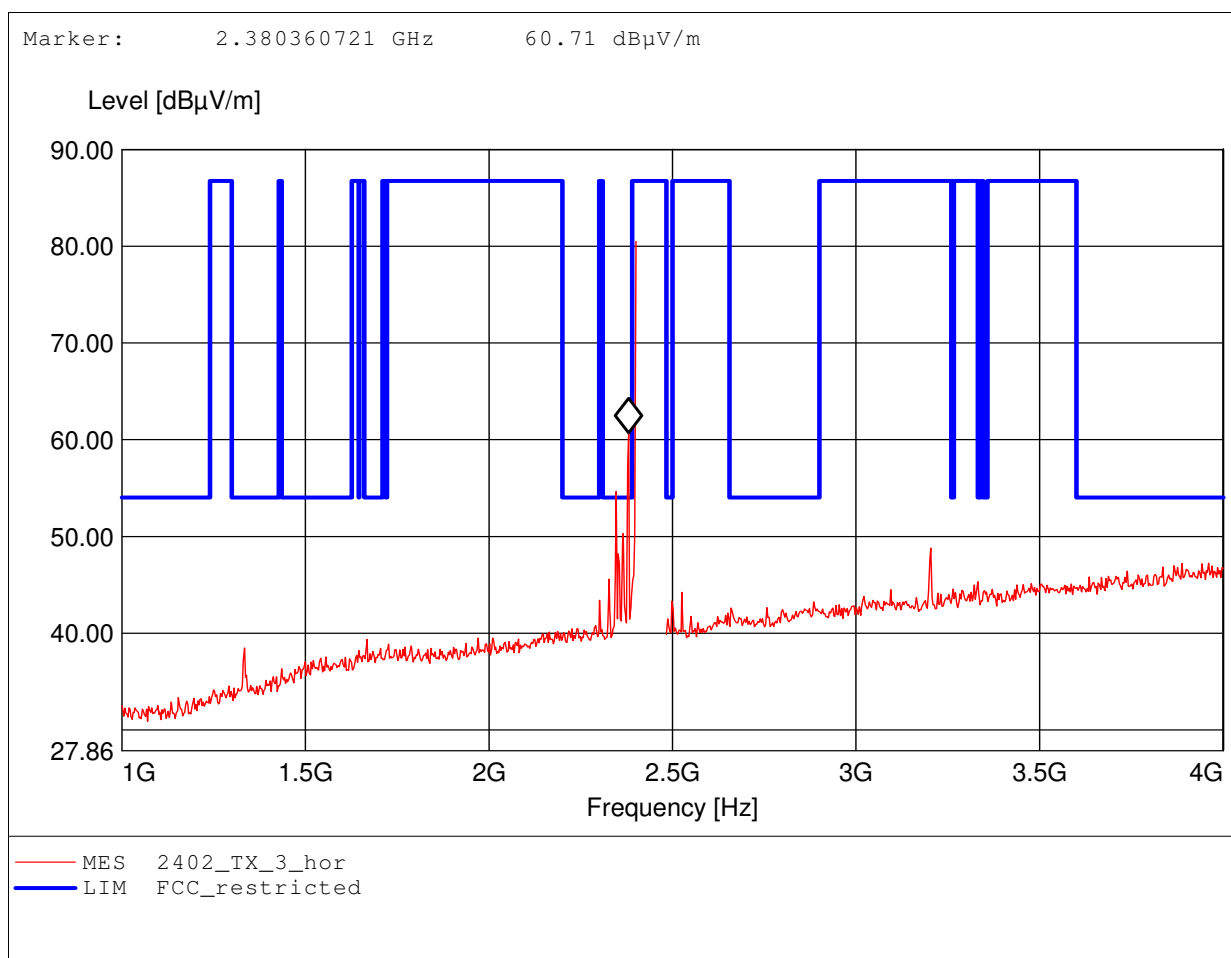
Approval Holder: Polycom Inc. / GOM-1202-1757
EUT / Model: IP Handsfree with Bluetooth / VVX600
Setup: BasicRate / CH: 0 / DH5 / Pmax / Ant: integral / Horizontal
Test Site / Operator: Eurofins Product Service GmbH / Mr. Pudell
Test Condition: Tnom: 24°C / Vnom.: 48.0V DC (power supply)
Test Specification: Freq. / CH: 2402
Comment 1: Dist.: 3m, Ant.: HL025, ampl.+HP., Average Detector
Comment 2: Freq: 2.400GHz, Emax: 69.15dBµV/m, RBW: 1MHz



Spurious emissions Field Strength

FCC RULES PART 15, SUBPART C

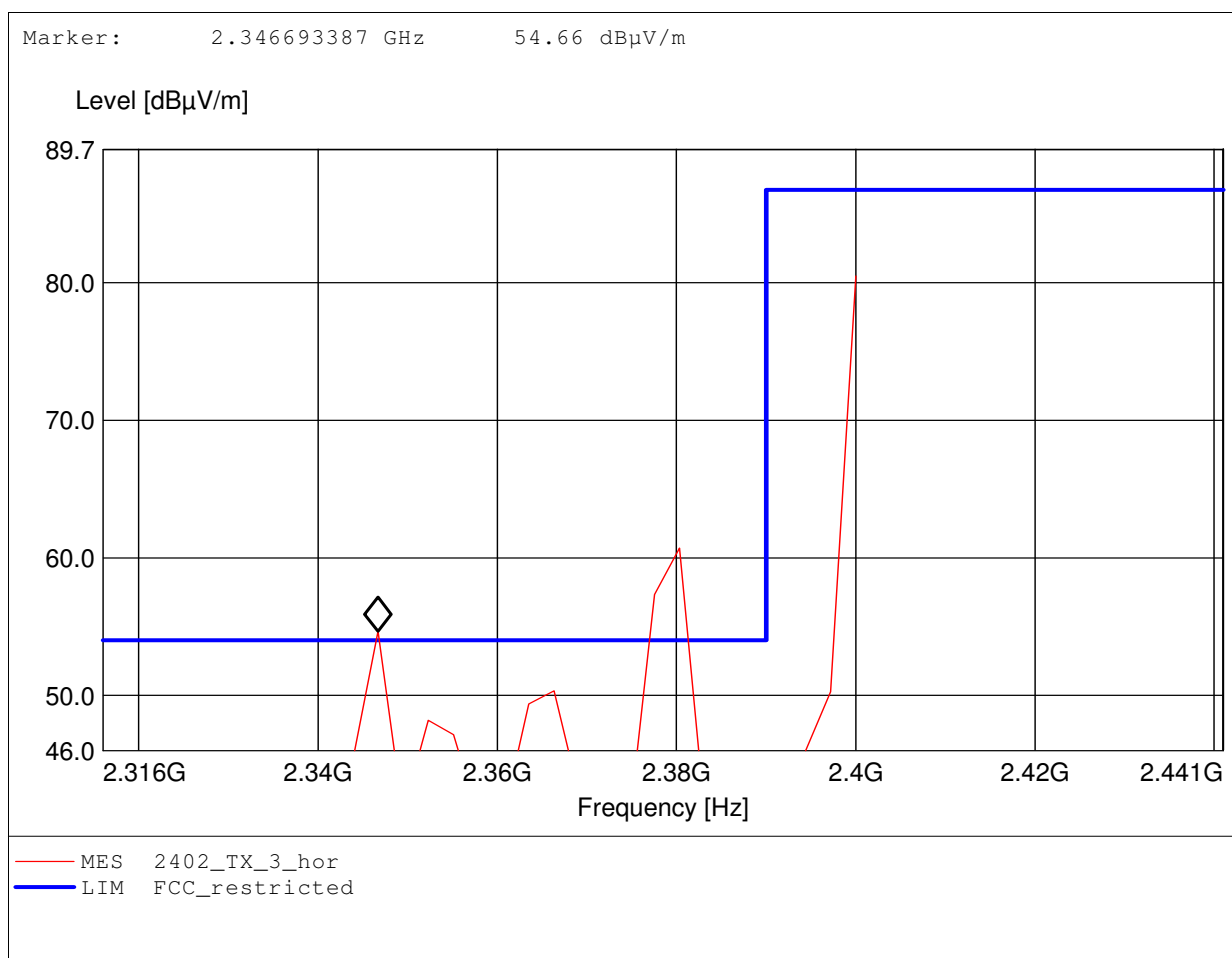
Approval Holder: Polycom Inc. / GOM-1202-1757
EUT / Model: IP Handsfree with Bluetooth / VVX600
Setup: BasicRate / CH: 0 / DH5 / Pmax / Ant: integral / Horizontal
Test Site / Operator: Eurofins Product Service GmbH / Mr. Pudell
Test Condition: Tnom: 24°C / Vnom.: 48.0V DC (power supply)
Test Specification: Freq. / CH: 2402
Comment 1: Dist.: 3m, Ant.: HL 025, amplif.
Comment 2: Freq: 2.400GHz, Emax: 80.50dBµV/m, RBW: 1MHz



Spurious emissions Field Strength

FCC RULES PART 15, SUBPART C

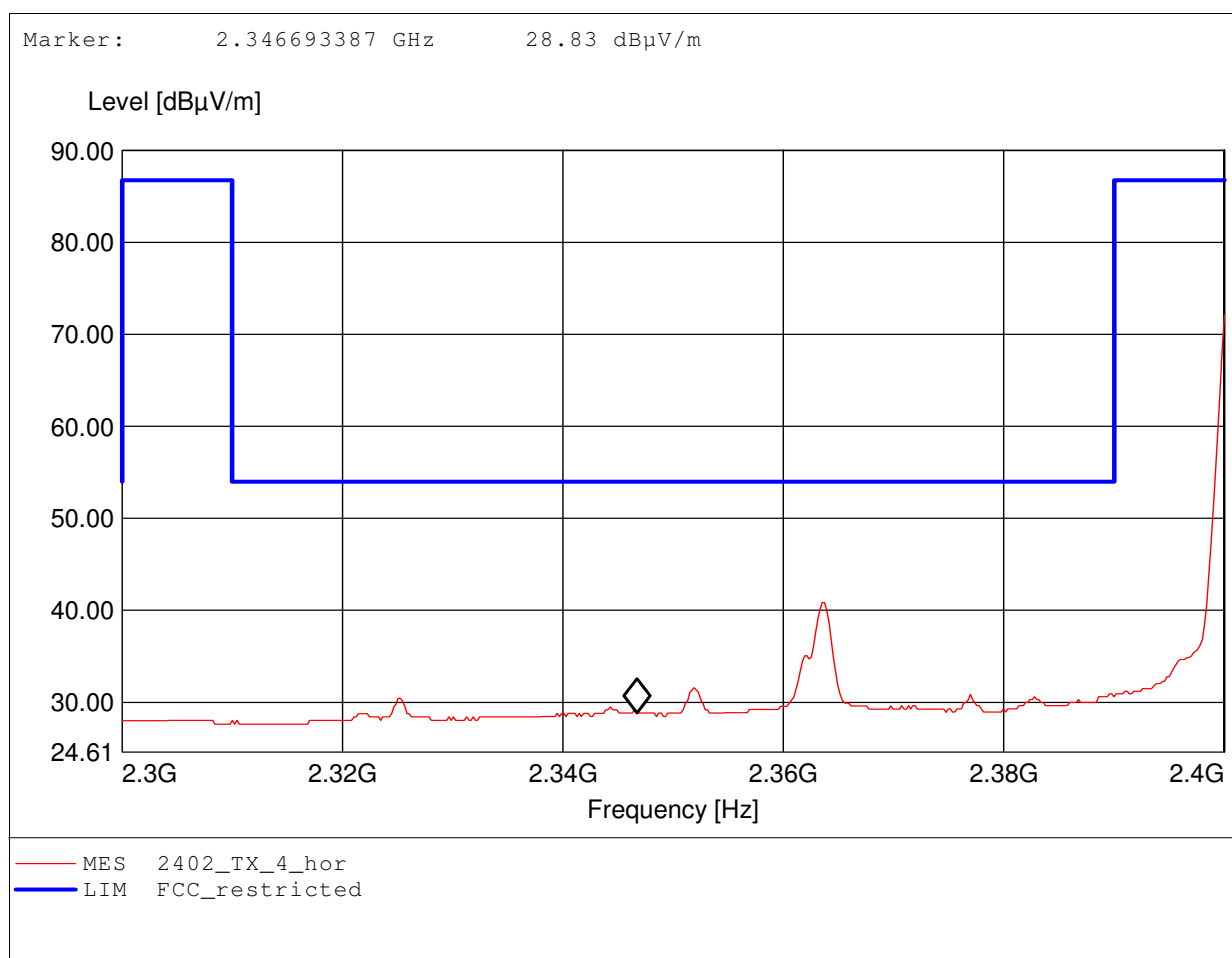
Approval Holder: Polycom Inc. / G0M-1202-1757
EUT / Model: IP Handsfree with Bluetooth / VVX600
Setup: BasicRate / CH: 0 / DH5 / Pmax / Ant: integral / Horizontal
Test Site / Operator: Eurofins Product Service GmbH / Mr. Pudell
Test Condition: Tnom: 24°C / Vnom.: 48.0V DC (power supply)
Test Specification: Freq. / CH: 2402
Comment 1: Dist.: 3m, Ant.: HL 025, amplif.
Comment 2: Freq: 2.400GHz, Emax: 80.50dBµV/m, RBW: 1MHz



Spurious emissions Field Strength

FCC RULES PART 15, SUBPART C

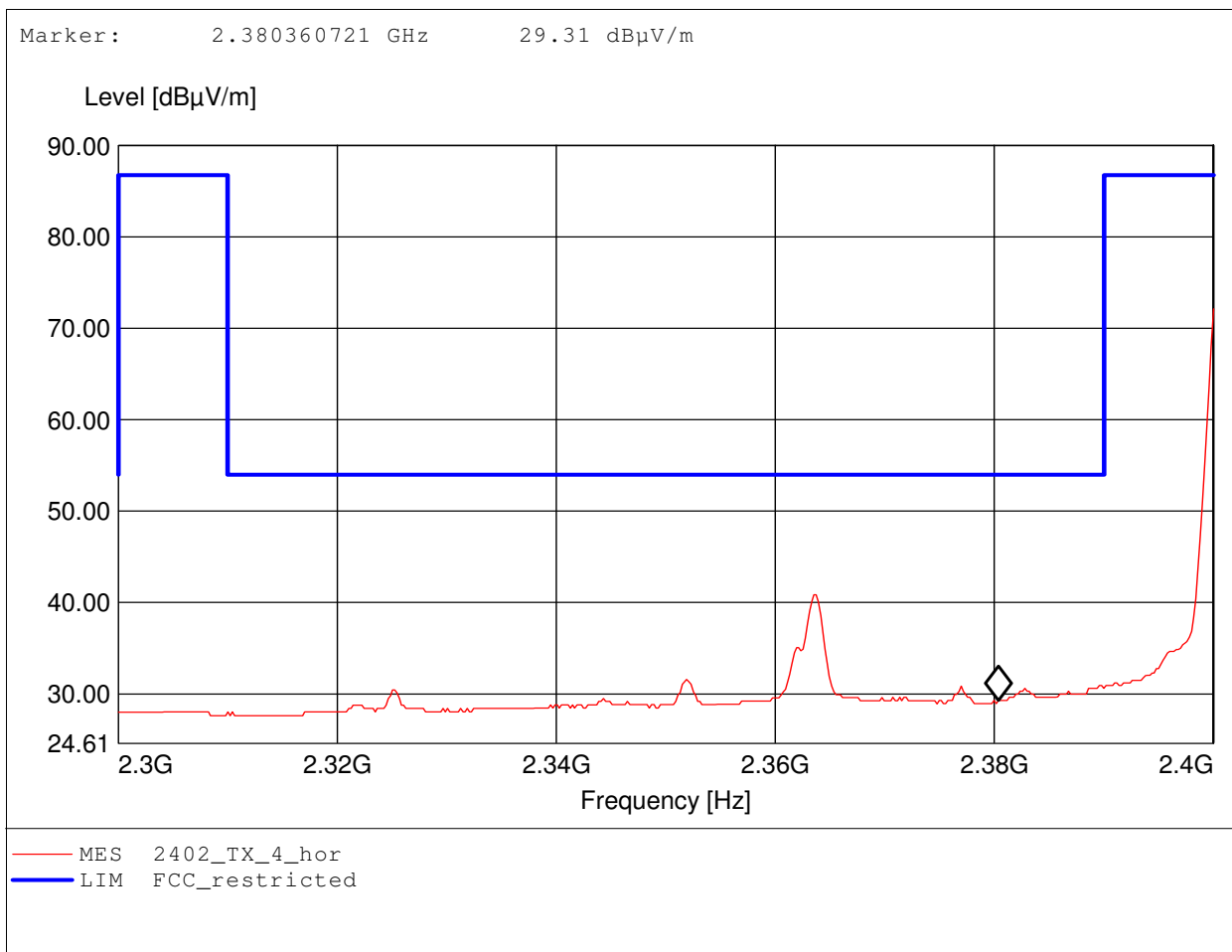
Approval Holder: Polycom Inc. / GOM-1202-1757
EUT / Model: IP Handsfree with Bluetooth / VVX600
Setup: BasicRate / CH: 0 / DH5 / Pmax / Ant: integral / Horizontal
Test Site / Operator: Eurofins Product Service GmbH / Mr. Pudell
Test Condition: Tnom: 24°C / Vnom.: 48.0V DC (power supply)
Test Specification: Freq. / CH: 2402
Comment 1: Dist.: 3m, Ant.: HL025, ampl.+HP., Average Detector
Comment 2: Freq: 2.400GHz, Emax: 72.13dBµV/m, RBW: 1MHz



Spurious emissions Field Strength

FCC RULES PART 15, SUBPART C

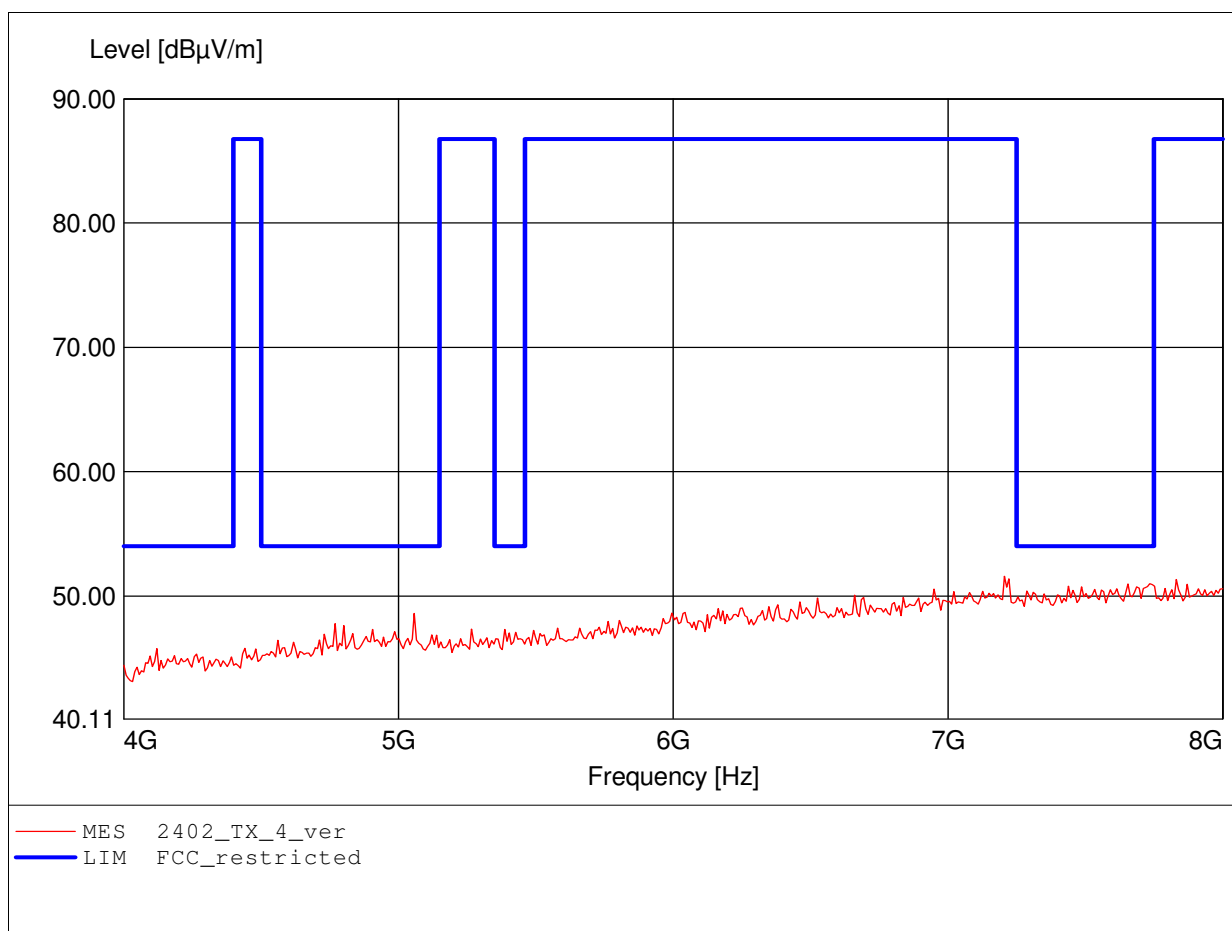
Approval Holder: Polycom Inc. / GOM-1202-1757
EUT / Model: IP Handsfree with Bluetooth / VVX600
Setup: BasicRate / CH: 0 / DH5 / Pmax / Ant: integral / Horizontal
Test Site / Operator: Eurofins Product Service GmbH / Mr. Pudell
Test Condition: Tnom: 24°C / Vnom.: 48.0V DC (power supply)
Test Specification: Freq. / CH: 2402
Comment 1: Dist.: 3m, Ant.: HL025, ampl.+HP., Average Detector
Comment 2: Freq: 2.400GHz, Emax: 72.13dBµV/m, RBW: 1MHz



Spurious emissions Field Strength

FCC RULES PART 15, SUBPART C

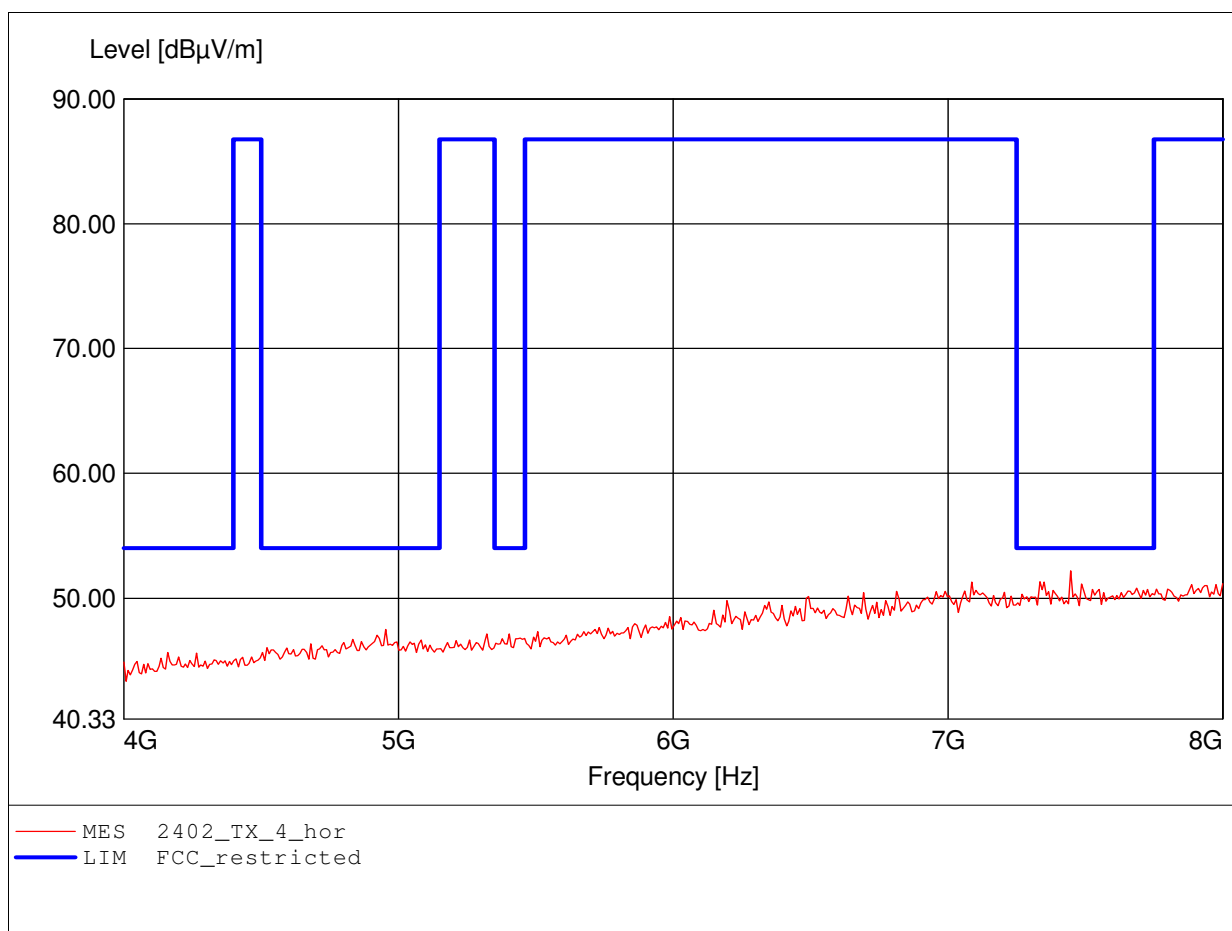
Approval Holder: Polycom Inc. / GOM-1202-1757
EUT / Model: IP Handsfree with Bluetooth / VVX600
Setup: BasicRate / CH: 0 / DH5 / Pmax / Ant: integral / Horizontal
Test Site / Operator: Eurofins Product Service GmbH / Mr. Pudell
Test Condition: Tnom: 24°C / Vnom.: 48.0V DC (power supply)
Test Specification: Freq. / CH: 2402
Comment 1: Dist.: 3m, Ant.: HL 025, ampl.+HP.
Comment 2: Freq: 7.206GHz, Emax: 51.59dBµV/m, RBW: 1MHz



Spurious emissions Field Strength

FCC RULES PART 15, SUBPART C

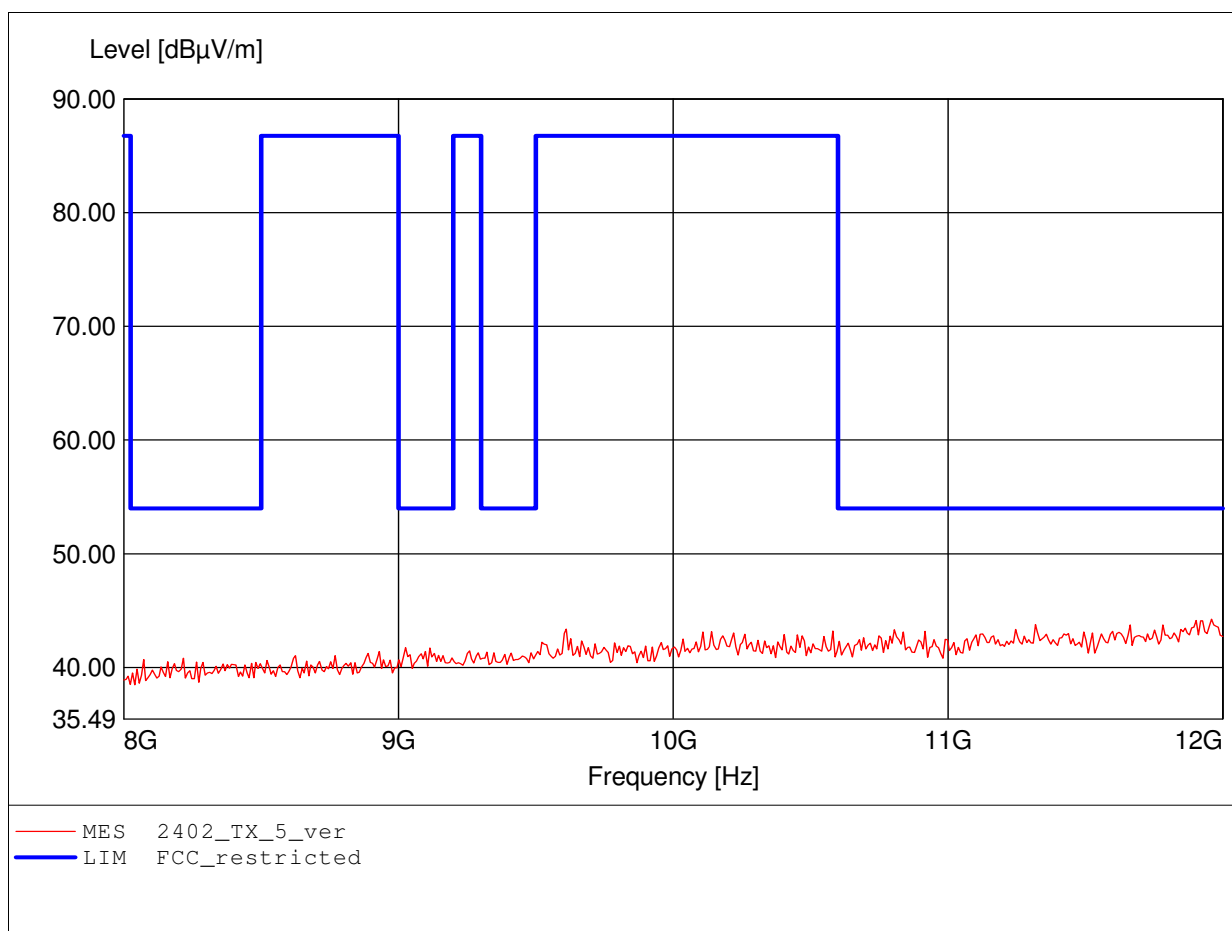
Approval Holder: Polycom Inc. / G0M-1202-1757
EUT / Model: IP Handsfree with Bluetooth / VVX600
Setup: BasicRate / CH: 0 / DH5 / Pmax / Ant: integral / Horizontal
Test Site / Operator: Eurofins Product Service GmbH / Mr. Pudell
Test Condition: Tnom: 24°C / Vnom.: 48.0V DC (power supply)
Test Specification: Freq. / CH: 2402
Comment 1: Dist.: 3m, Ant.: HL 025, ampl.+HP.
Comment 2: Freq: 7.447GHz, Emax: 52.18dBµV/m, RBW: 1MHz



Spurious emissions Field Strength

FCC RULES PART 15, SUBPART C

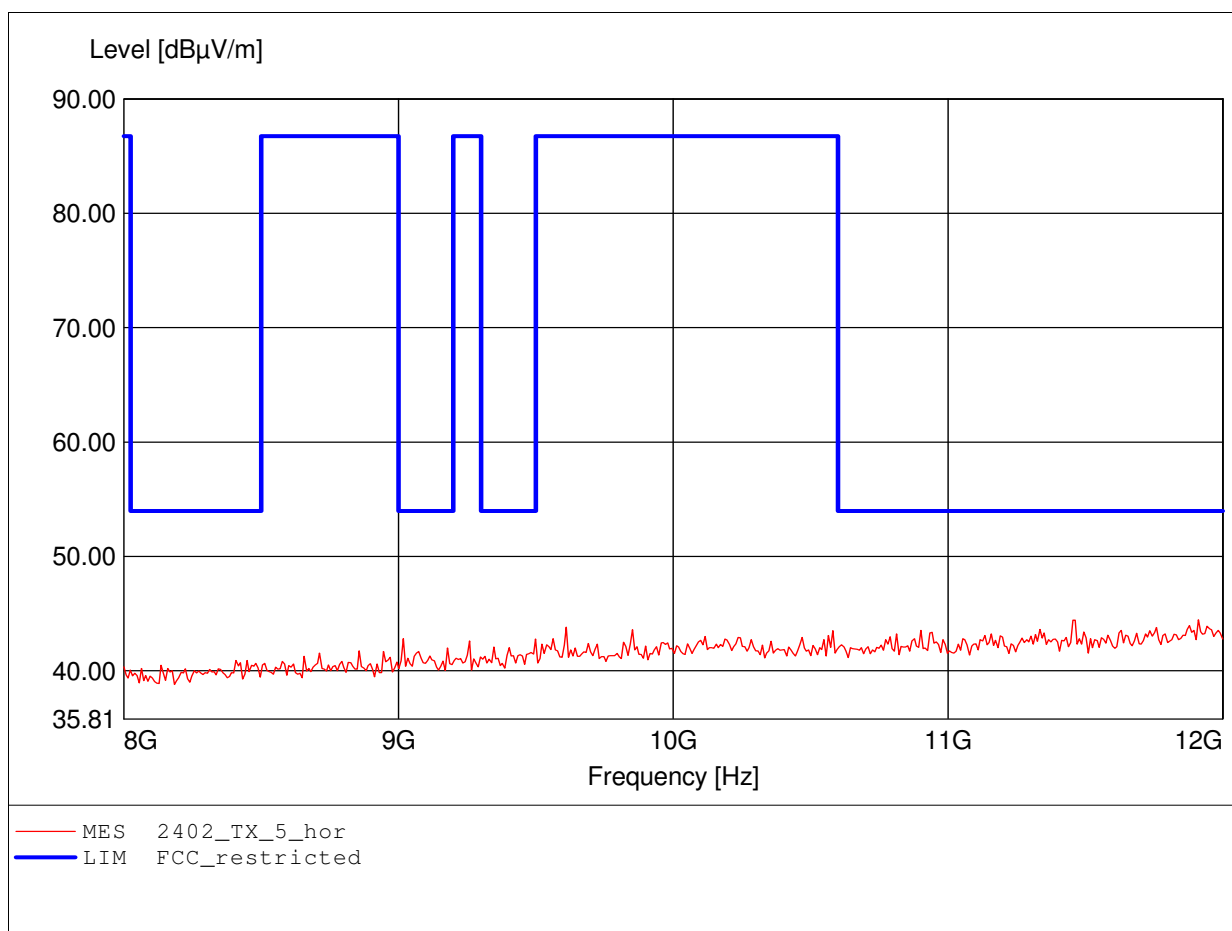
Approval Holder: Polycom Inc. / GOM-1202-1757
EUT / Model: IP Handsfree with Bluetooth / VVX600
Setup: BasicRate / CH: 0 / DH5 / Pmax / Ant: integral / Horizontal
Test Site / Operator: Eurofins Product Service GmbH / Mr. Pudell
Test Condition: Tnom: 24°C / Vnom.: 48.0V DC (power supply)
Test Specification: Freq. / CH: 2402
Comment 1: Dist.: 3m, Ant.: HL 025, ampl.+HP.
Comment 2: Freq: 11.960GHz, Emax: 44.28dBµV/m, RBW: 1MHz



Spurious emissions Field Strength

FCC RULES PART 15, SUBPART C

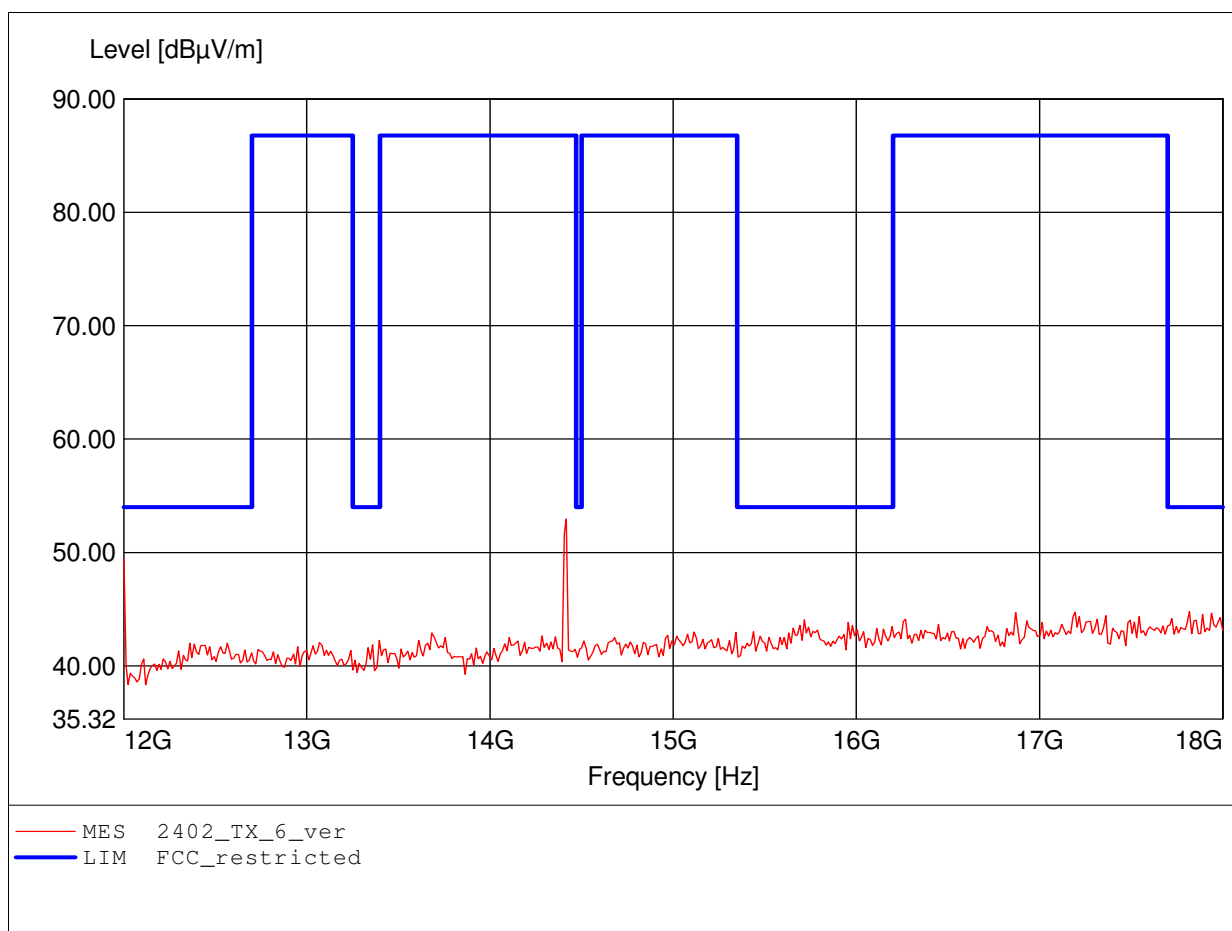
Approval Holder: Polycom Inc. / GOM-1202-1757
EUT / Model: IP Handsfree with Bluetooth / VVX600
Setup: BasicRate / CH: 0 / DH5 / Pmax / Ant: integral / Horizontal
Test Site / Operator: Eurofins Product Service GmbH / Mr. Pudell
Test Condition: Tnom: 24°C / Vnom.: 48.0V DC (power supply)
Test Specification: Freq. / CH: 2402
Comment 1: Dist.: 3m, Ant.: HL 025, ampl.+HP.
Comment 2: Freq: 11.912GHz, Emax: 44.48dBµV/m, RBW: 1MHz



Spurious emissions Field Strength

FCC RULES PART 15, SUBPART C

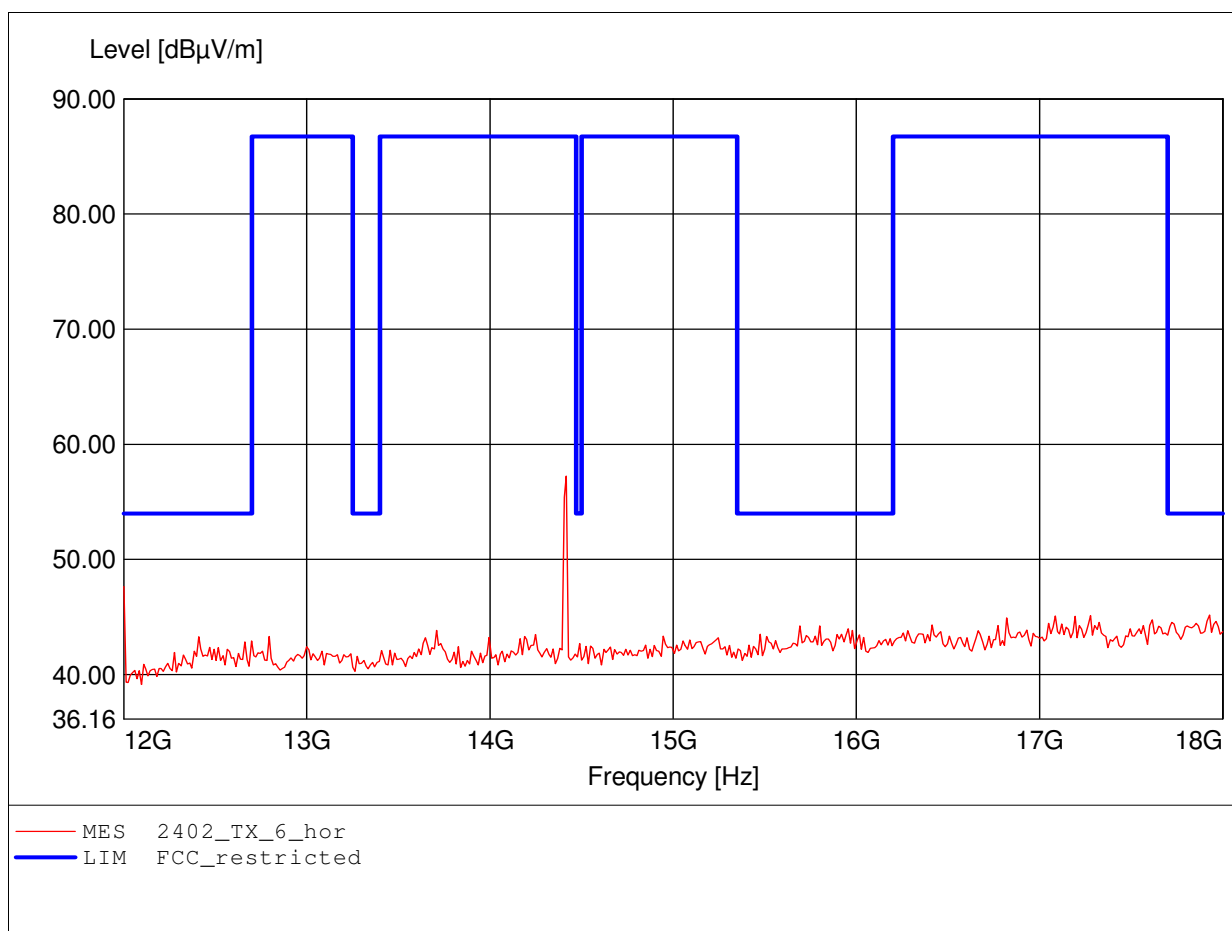
Approval Holder: Polycom Inc. / G0M-1202-1757
EUT / Model: IP Handsfree with Bluetooth / VVX600
Setup: BasicRate / CH: 0 / DH5 / Pmax / Ant: integral / Horizontal
Test Site / Operator: Eurofins Product Service GmbH / Mr. Pudell
Test Condition: Tnom: 24°C / Vnom.: 48.0V DC (power supply)
Test Specification: Freq. / CH: 2402
Comment 1: Dist.: 3m, Ant.: HL 025, ampl.+HP.
Comment 2: Freq: 14.417GHz, Emax: 52.94dB μ V/m, RBW: 1MHz



Spurious emissions Field Strength

FCC RULES PART 15, SUBPART C

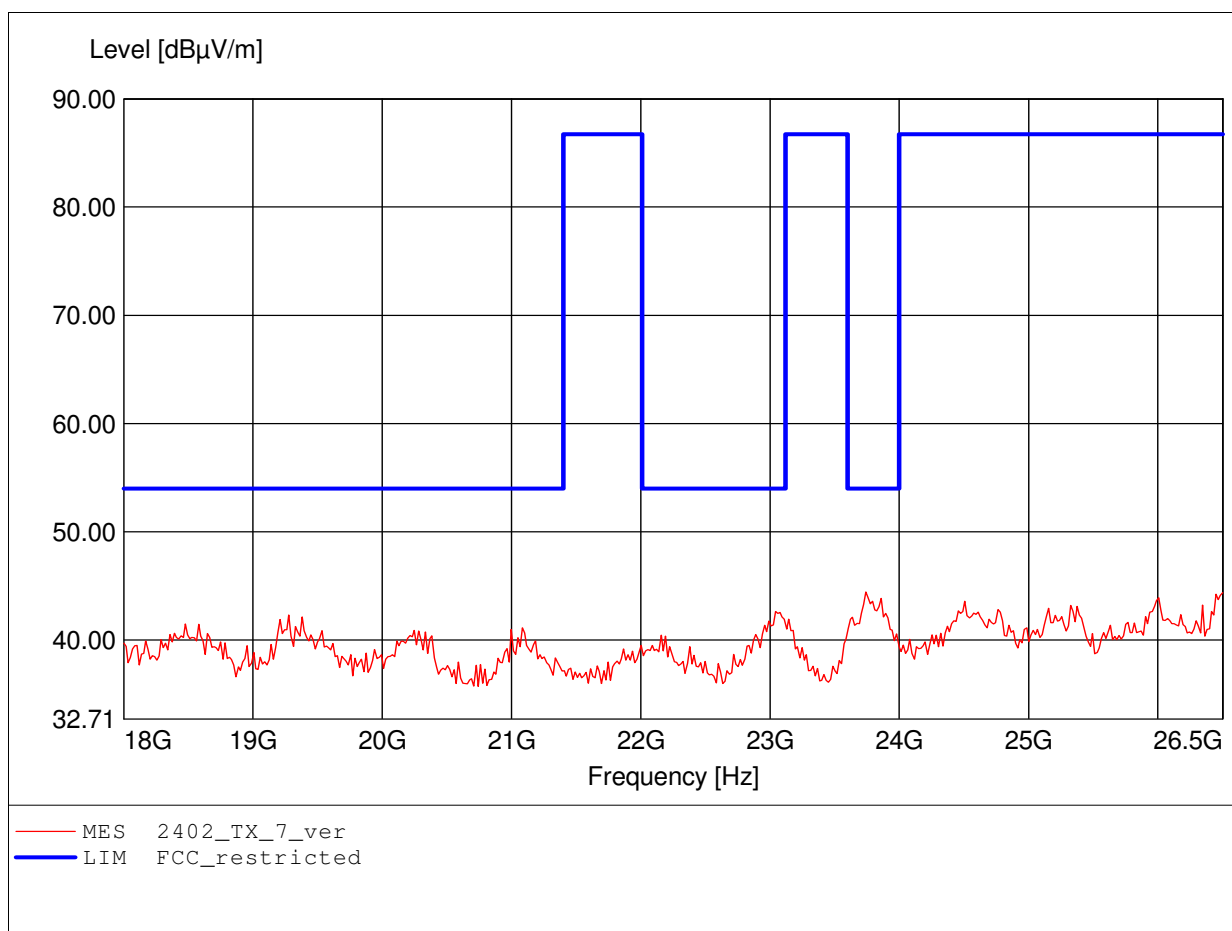
Approval Holder: Polycom Inc. / G0M-1202-1757
EUT / Model: IP Handsfree with Bluetooth / VVX600
Setup: BasicRate / CH: 0 / DH5 / Pmax / Ant: integral / Horizontal
Test Site / Operator: Eurofins Product Service GmbH / Mr. Pudell
Test Condition: Tnom: 24°C / Vnom.: 48.0V DC (power supply)
Test Specification: Freq. / CH: 2402
Comment 1: Dist.: 3m, Ant.: HL 025, ampl.+HP.
Comment 2: Freq: 14.417GHz, Emax: 57.25dBµV/m, RBW: 1MHz



Spurious emissions Field Strength

FCC RULES PART 15, SUBPART C

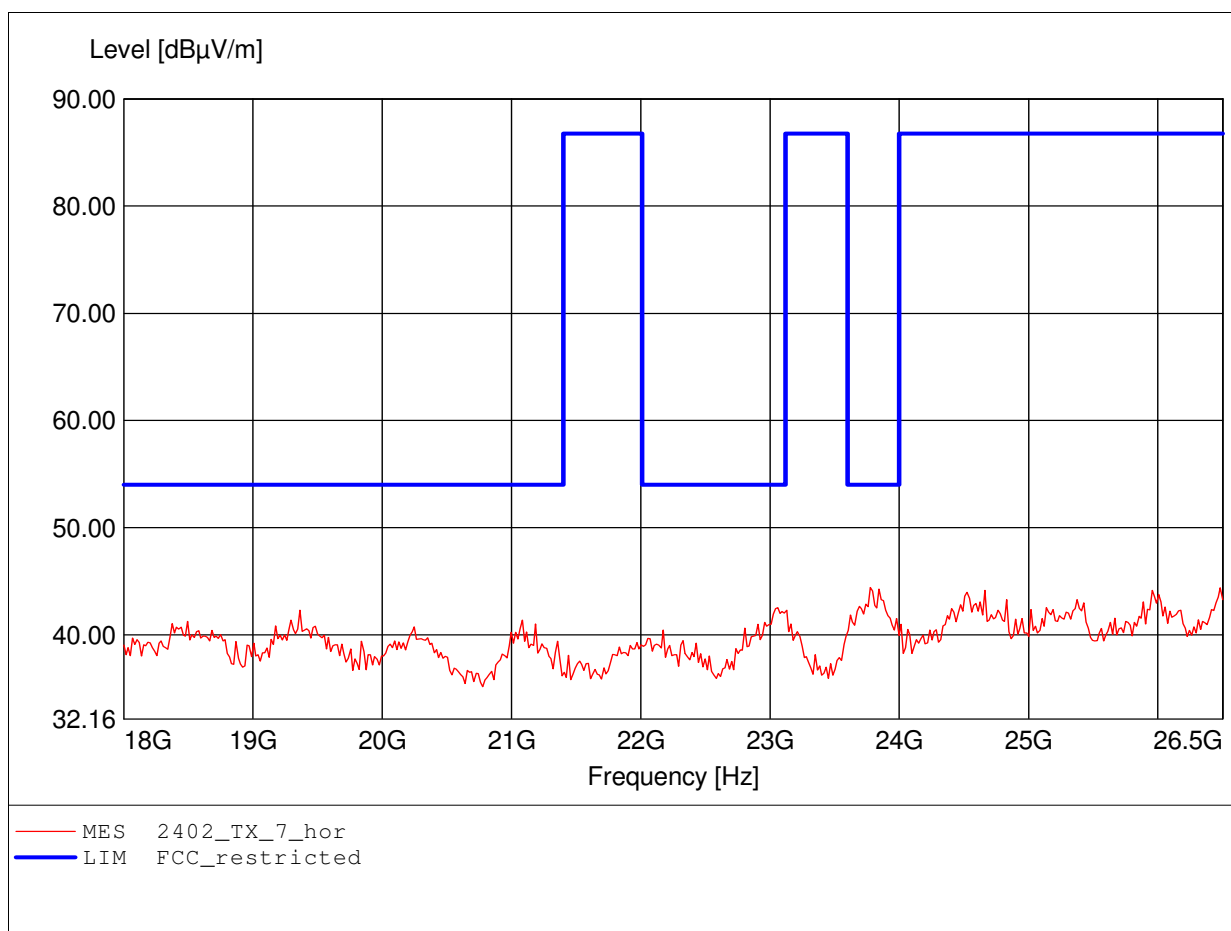
Approval Holder: Polycom Inc. / G0M-1202-1757
EUT / Model: IP Handsfree with Bluetooth / VVX600
Setup: BasicRate / CH: 0 / DH5 / Pmax / Ant: integral / Horizontal
Test Site / Operator: Eurofins Product Service GmbH / Mr. Pudell
Test Condition: Tnom: 24°C / Vnom.: 48.0V DC (power supply)
Test Specification: Freq. / CH: 2402
Comment 1: Dist.: 3m, Ant.: HL025, amplif.
Comment 2: Freq: 23.740GHz, Emax: 44.45dBµV/m, RBW: 1MHz



Spurious emissions Field Strength

FCC RULES PART 15, SUBPART C

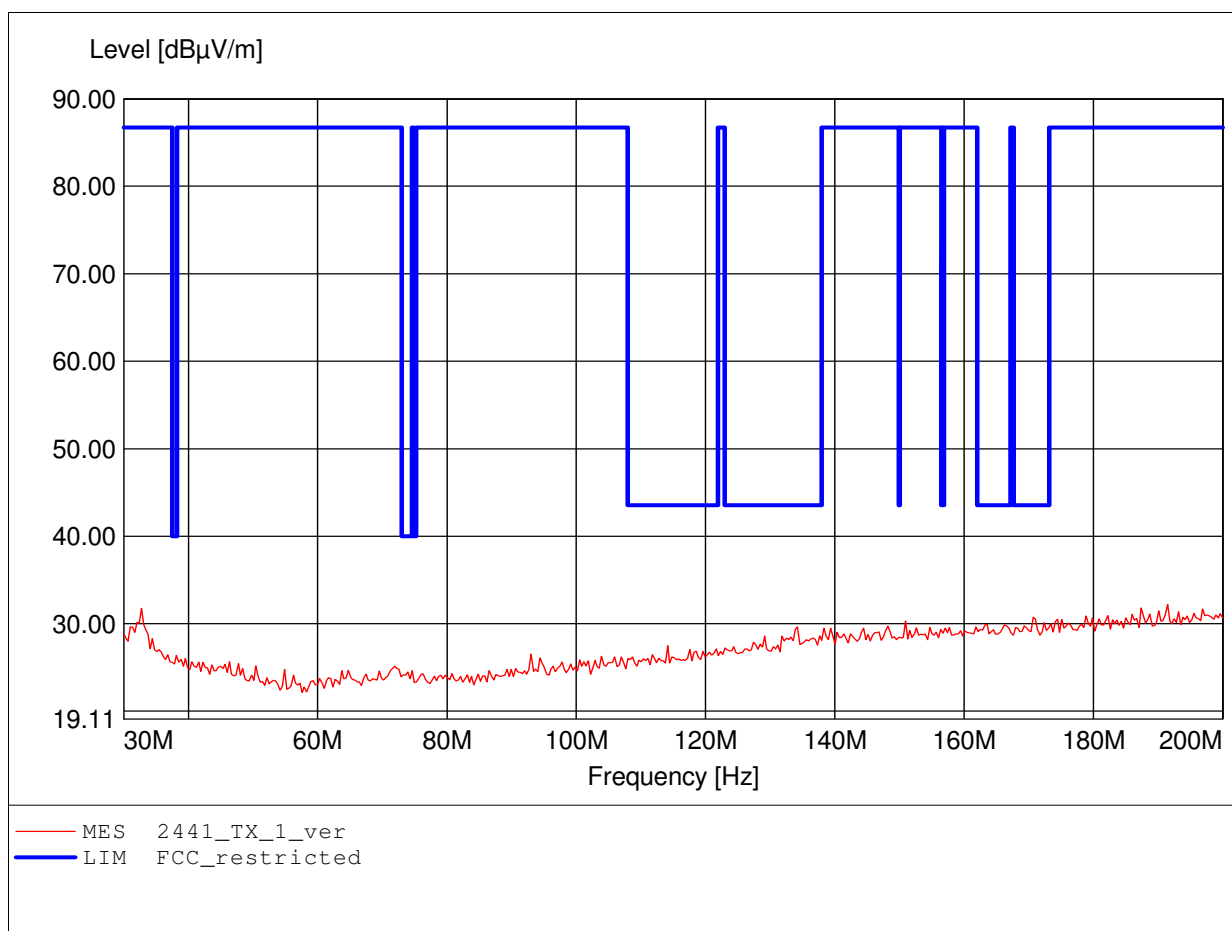
Approval Holder: Polycom Inc. / GOM-1202-1757
EUT / Model: IP Handsfree with Bluetooth / VVX600
Setup: BasicRate / CH: 0 / DH5 / Pmax / Ant: integral / Horizontal
Test Site / Operator: Eurofins Product Service GmbH / Mr. Pudell
Test Condition: Tnom: 24°C / Vnom.: 48.0V DC (power supply)
Test Specification: Freq. / CH: 2402
Comment 1: Dist.: 3m, Ant.: HL025, amplif.
Comment 2: Freq: 23.775GHz, Emax: 44.42dBµV/m, RBW: 1MHz



Spurious emissions Field Strength

FCC RULES PART 15, SUBPART C

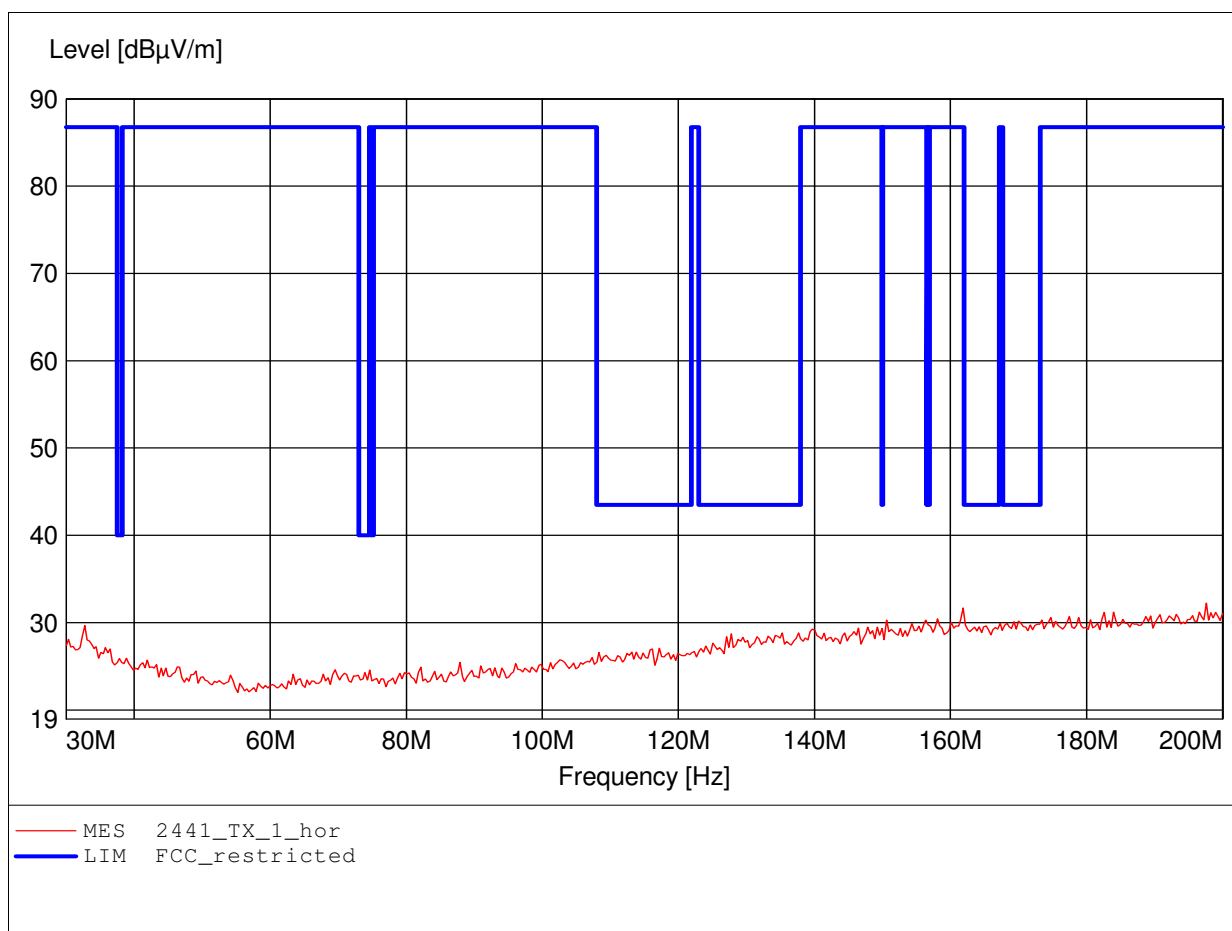
Approval Holder: Polycom Inc. / G0M-1202-1757
EUT / Model: IP Handsfree with Bluetooth / VVX600
Setup: BasicRate / CH: 39 / DH5 / Pmax / Ant: integral / Horizontal
Test Site / Operator: Eurofins Product Service GmbH / Mr. Pudell
Test Condition: Tnom: 24°C / Vnom.: 48.0V DC (power supply)
Test Specification: Freq. / CH: 2441
Comment 1: Dist.: 3m, Ant.: HK 116
Comment 2: Freq: 191.483MHz, Emax: 32.20dBµV/m, RBW: 100kHz



Spurious emissions Field Strength

FCC RULES PART 15, SUBPART C

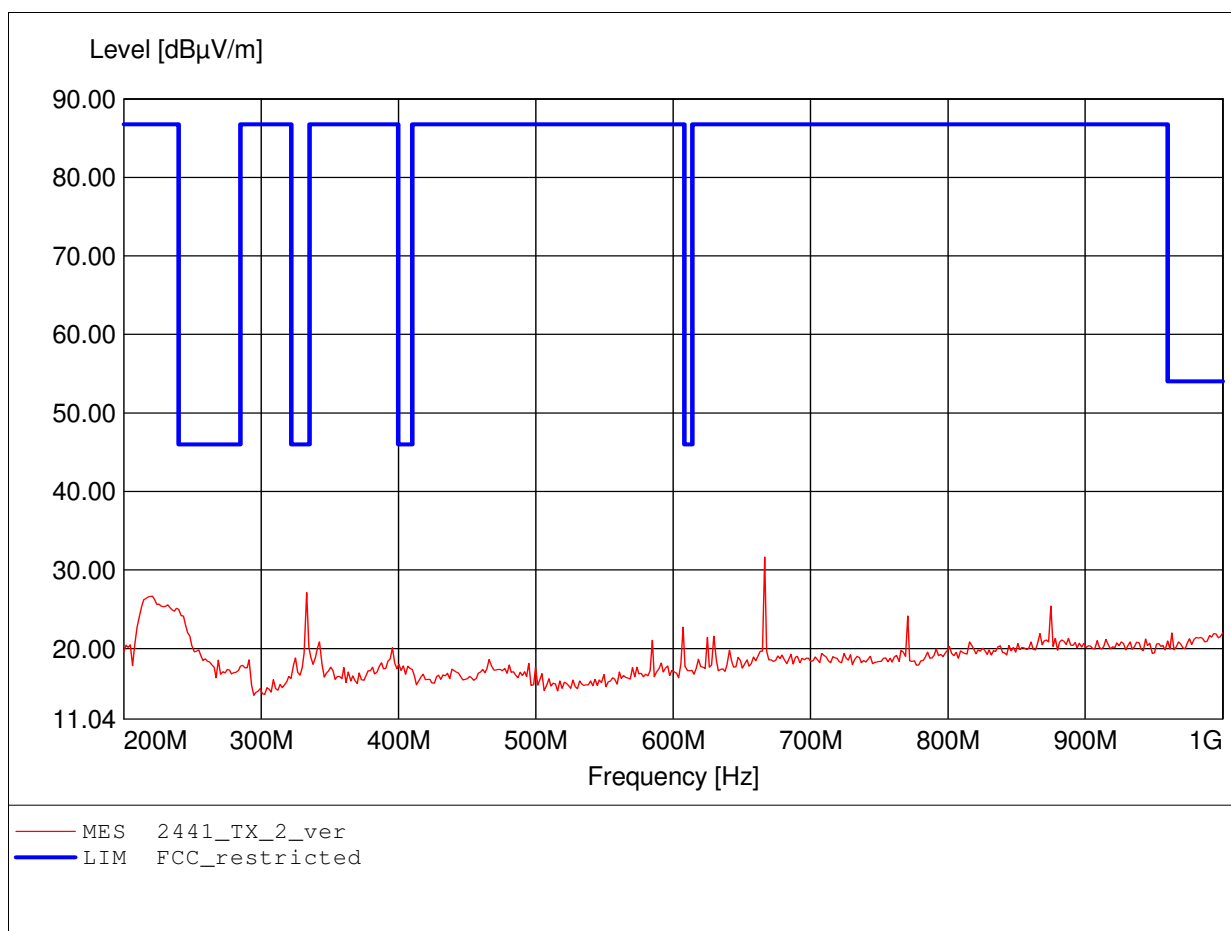
Approval Holder: Polycom Inc. / G0M-1202-1757
EUT / Model: IP Handsfree with Bluetooth / VVX600
Setup: BasicRate / CH: 39 / DH5 / Pmax / Ant: integral / Horizontal
Test Site / Operator: Eurofins Product Service GmbH / Mr. Pudell
Test Condition: Tnom: 24°C / Vnom.: 48.0V DC (power supply)
Test Specification: Freq. / CH: 2441
Comment 1: Dist.: 3m, Ant.: HK 116
Comment 2: Freq: 197.615MHz, Emax: 32.23dBµV/m, RBW: 100kHz



Spurious emissions Field Strength

FCC RULES PART 15, SUBPART C

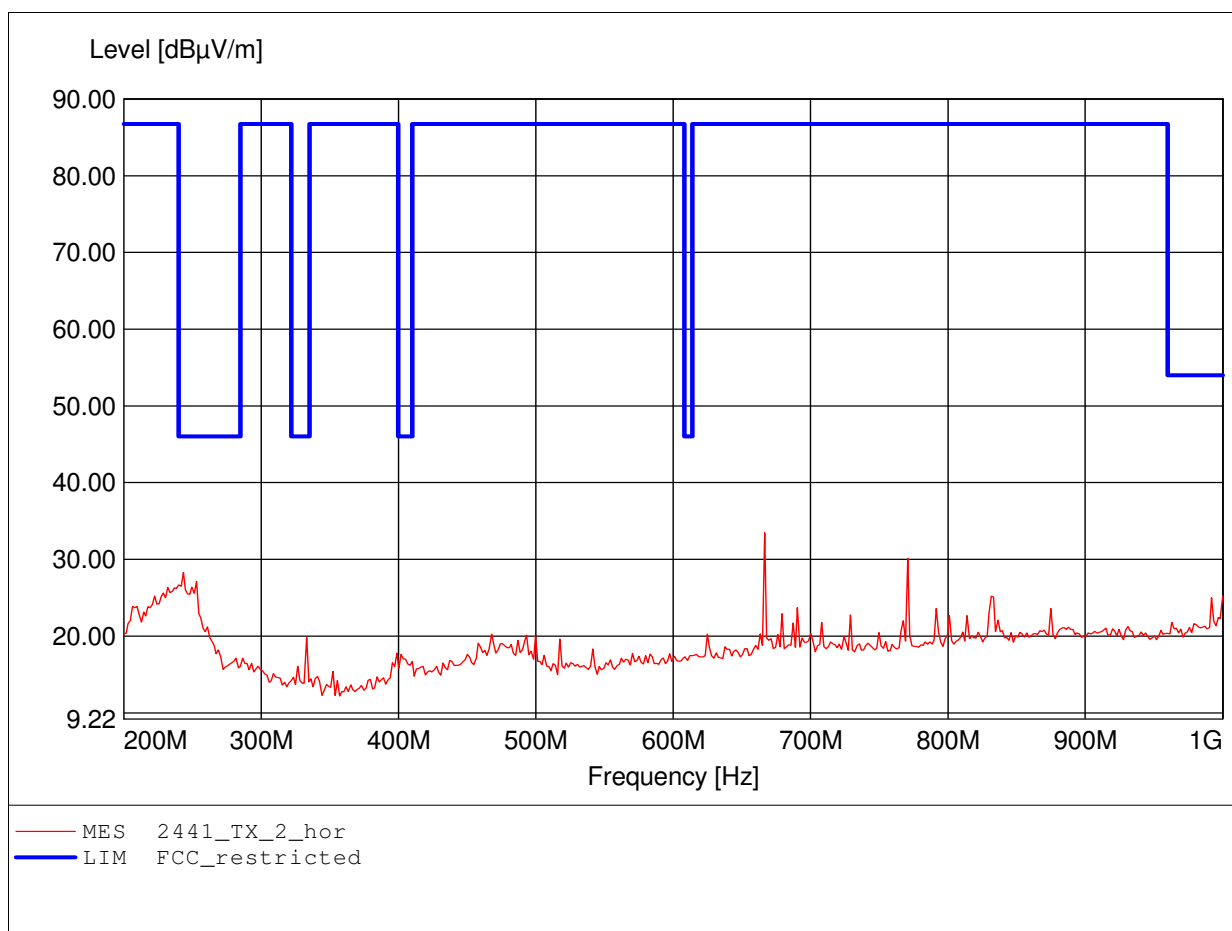
Approval Holder: Polycom Inc. / GOM-1202-1757
EUT / Model: IP Handsfree with Bluetooth / VVX600
Setup: BasicRate / CH: 39 / DH5 / Pmax / Ant: integral / Horizontal
Test Site / Operator: Eurofins Product Service GmbH / Mr. Pudell
Test Condition: Tnom: 24°C / Vnom.: 48.0V DC (power supply)
Test Specification: Freq. / CH: 2441
Comment 1: Dist.: 3m, Ant.: HL 223, amplif.
Comment 2: Freq: 666.533MHz, Emax: 31.64dBµV/m, RBW: 100kHz



Spurious emissions Field Strength

FCC RULES PART 15, SUBPART C

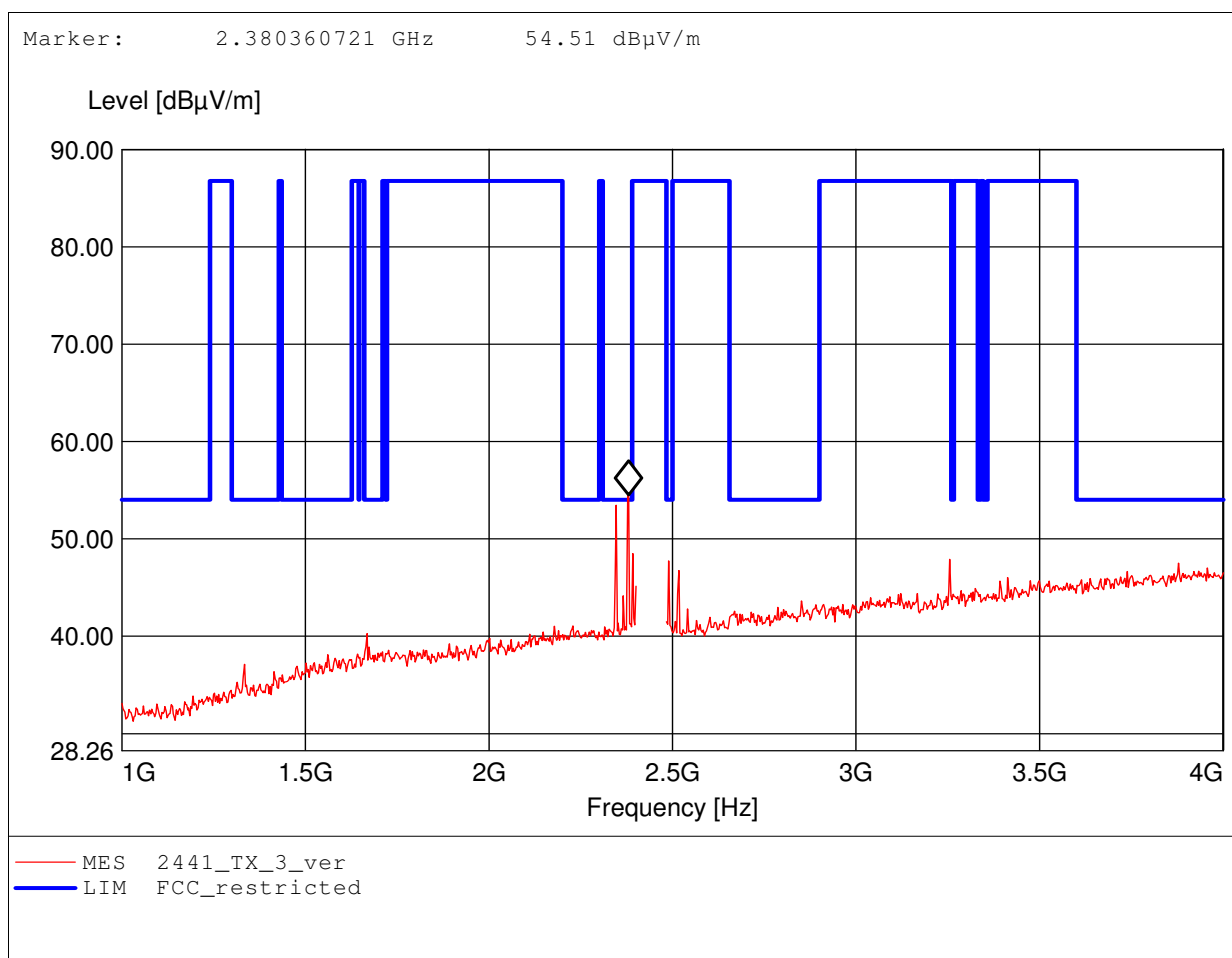
Approval Holder: Polycom Inc. / G0M-1202-1757
EUT / Model: IP Handsfree with Bluetooth / VVX600
Setup: BasicRate / CH: 39 / DH5 / Pmax / Ant: integral / Horizontal
Test Site / Operator: Eurofins Product Service GmbH / Mr. Pudell
Test Condition: Tnom: 24°C / Vnom.: 48.0V DC (power supply)
Test Specification: Freq. / CH: 2441
Comment 1: Dist.: 3m, Ant.: HL 223, amplif.
Comment 2: Freq: 666.533MHz, Emax: 33.49dBµV/m, RBW: 100kHz



Spurious emissions Field Strength

FCC RULES PART 15, SUBPART C

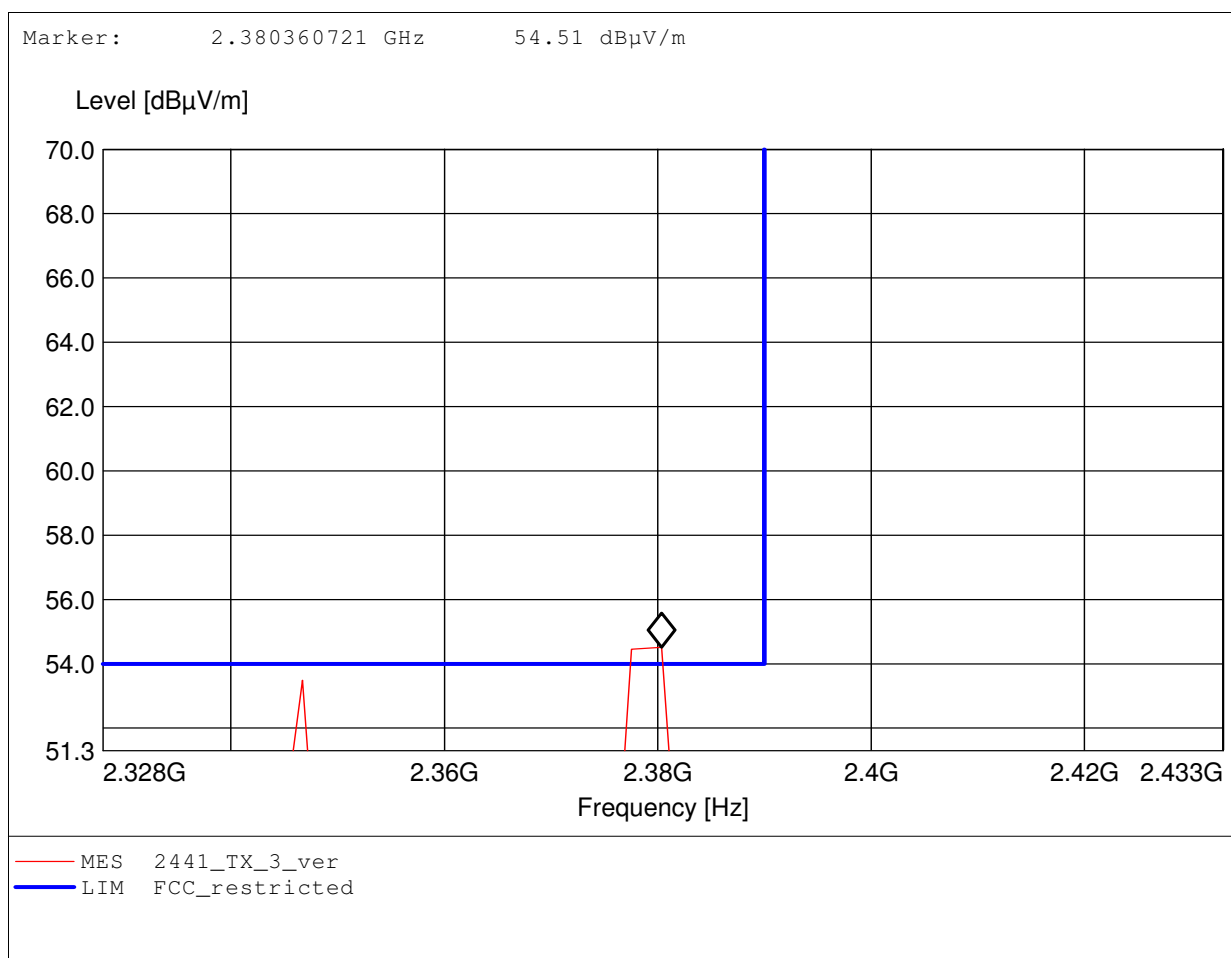
Approval Holder: Polycom Inc. / GOM-1202-1757
EUT / Model: IP Handsfree with Bluetooth / VVX600
Setup: BasicRate / CH: 39 / DH5 / Pmax / Ant: integral / Horizontal
Test Site / Operator: Eurofins Product Service GmbH / Mr. Pudell
Test Condition: Tnom: 24°C / Vnom.: 48.0V DC (power supply)
Test Specification: Freq. / CH: 2441
Comment 1: Dist.: 3m, Ant.: HL 025, amplif.
Comment 2: Freq: 2.380GHz, Emax: 54.51dBµV/m, RBW: 1MHz



Spurious emissions Field Strength

FCC RULES PART 15, SUBPART C

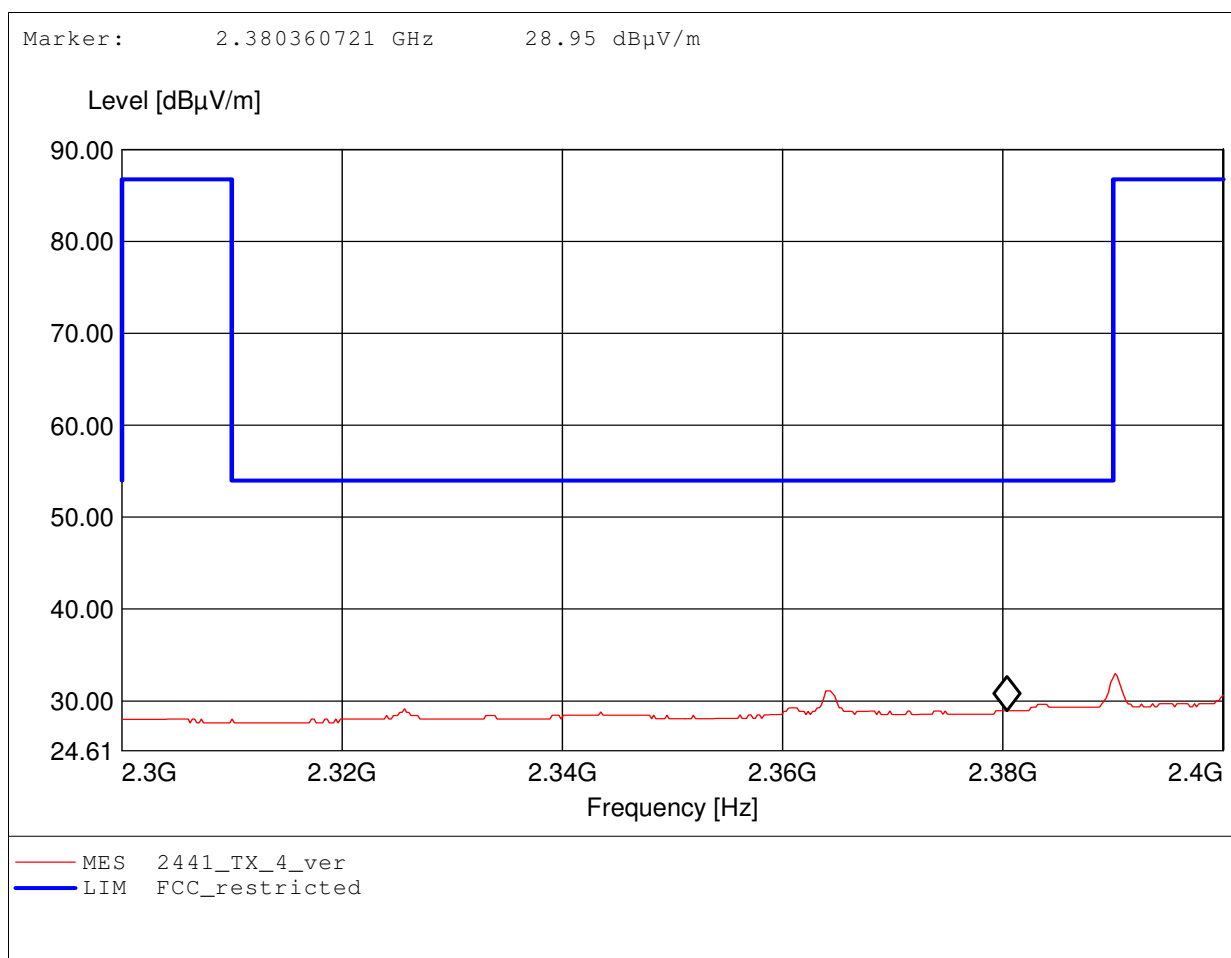
Approval Holder: Polycom Inc. / GOM-1202-1757
EUT / Model: IP Handsfree with Bluetooth / VVX600
Setup: BasicRate / CH: 39 / DH5 / Pmax / Ant: integral / Horizontal
Test Site / Operator: Eurofins Product Service GmbH / Mr. Pudell
Test Condition: Tnom: 24°C / Vnom.: 48.0V DC (power supply)
Test Specification: Freq. / CH: 2441
Comment 1: Dist.: 3m, Ant.: HL 025, amplif.
Comment 2: Freq: 2.380GHz, Emax: 54.51dBµV/m, RBW: 1MHz



Spurious emissions Field Strength

FCC RULES PART 15, SUBPART C

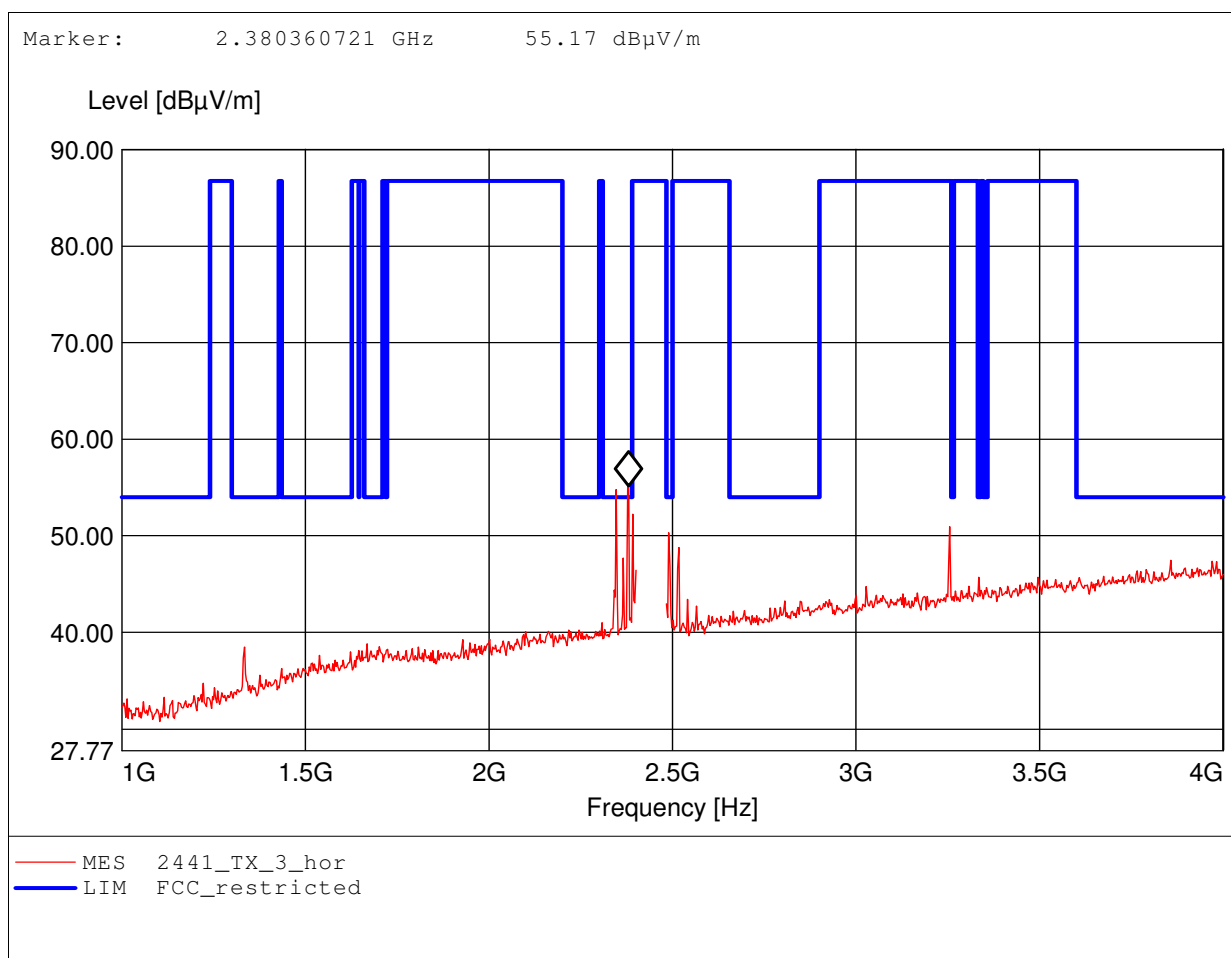
Approval Holder: Polycom Inc. / GOM-1202-1757
EUT / Model: IP Handsfree with Bluetooth / VVX600
Setup: BasicRate / CH: 39 / DH5 / Pmax / Ant: integral / Horizontal
Test Site / Operator: Eurofins Product Service GmbH / Mr. Pudell
Test Condition: Tnom: 24°C / Vnom.: 48.0V DC (power supply)
Test Specification: Freq. / CH: 2441
Comment 1: Dist.: 3m, Ant.: HL025, ampl.+HP., Average Detector
Comment 2: Freq: 2.390GHz, Emax: 32.98dBµV/m, RBW: 1MHz



Spurious emissions Field Strength

FCC RULES PART 15, SUBPART C

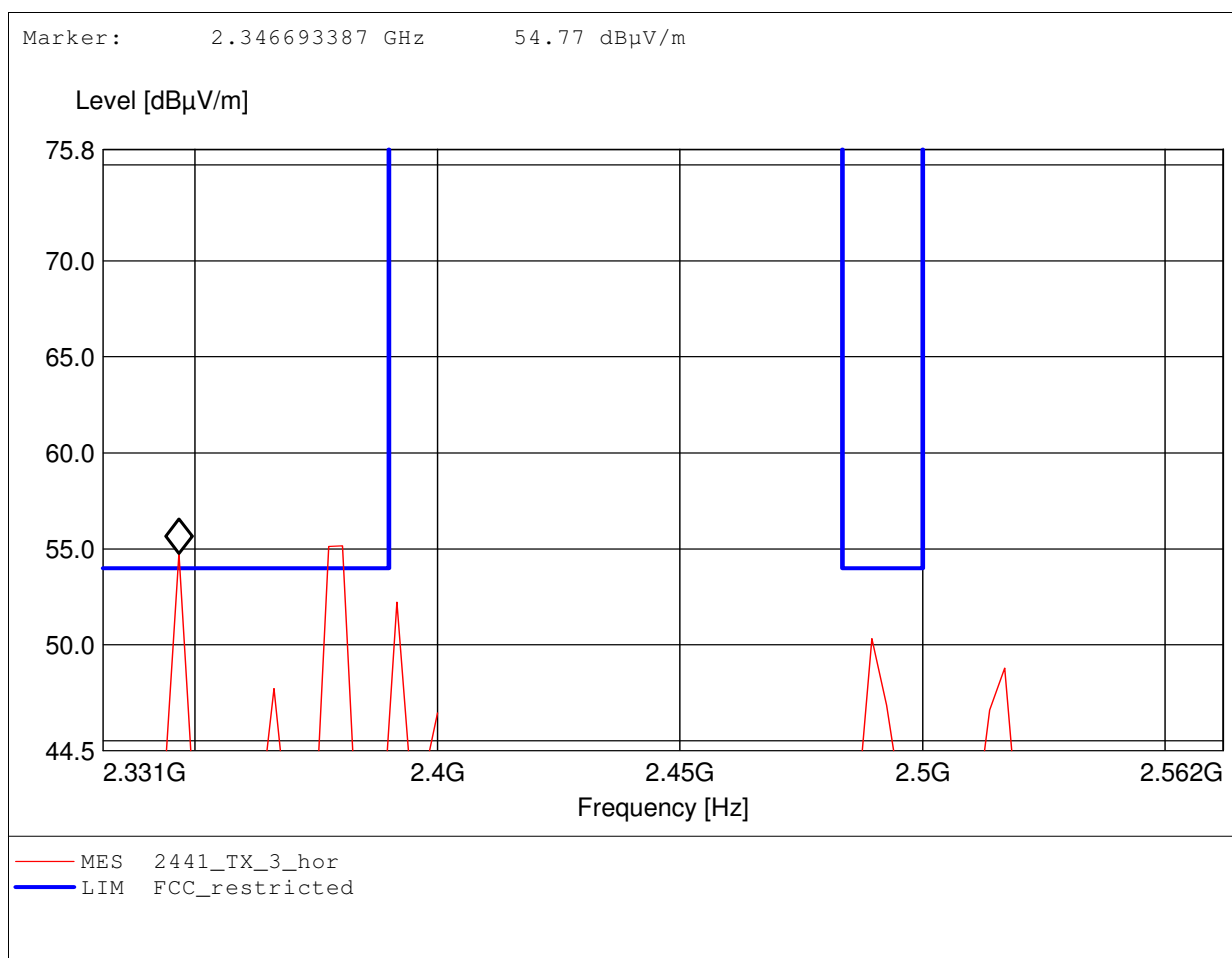
Approval Holder: Polycom Inc. / GOM-1202-1757
EUT / Model: IP Handsfree with Bluetooth / VVX600
Setup: BasicRate / CH: 39 / DH5 / Pmax / Ant: integral / Horizontal
Test Site / Operator: Eurofins Product Service GmbH / Mr. Pudell
Test Condition: Tnom: 24°C / Vnom.: 48.0V DC (power supply)
Test Specification: Freq. / CH: 2441
Comment 1: Dist.: 3m, Ant.: HL 025, amplif.
Comment 2: Freq: 2.380GHz, Emax: 55.17dBµV/m, RBW: 1MHz



Spurious emissions Field Strength

FCC RULES PART 15, SUBPART C

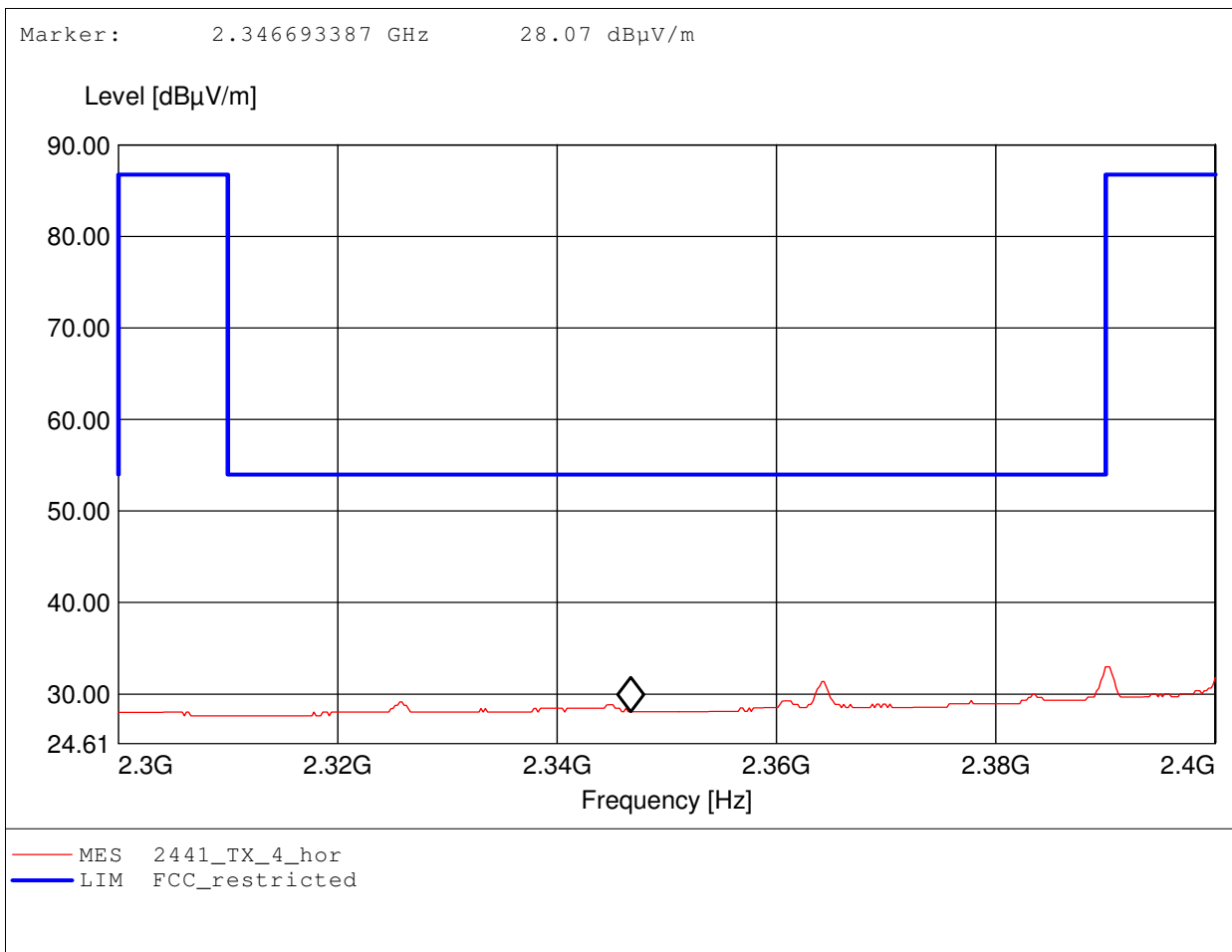
Approval Holder: Polycom Inc. / GOM-1202-1757
EUT / Model: IP Handsfree with Bluetooth / VVX600
Setup: BasicRate / CH: 39 / DH5 / Pmax / Ant: integral / Horizontal
Test Site / Operator: Eurofins Product Service GmbH / Mr. Pudell
Test Condition: Tnom: 24°C / Vnom.: 48.0V DC (power supply)
Test Specification: Freq. / CH: 2441
Comment 1: Dist.: 3m, Ant.: HL 025, amplif.
Comment 2: Freq: 2.380GHz, Emax: 55.17dBµV/m, RBW: 1MHz



Spurious emissions Field Strength

FCC RULES PART 15, SUBPART C

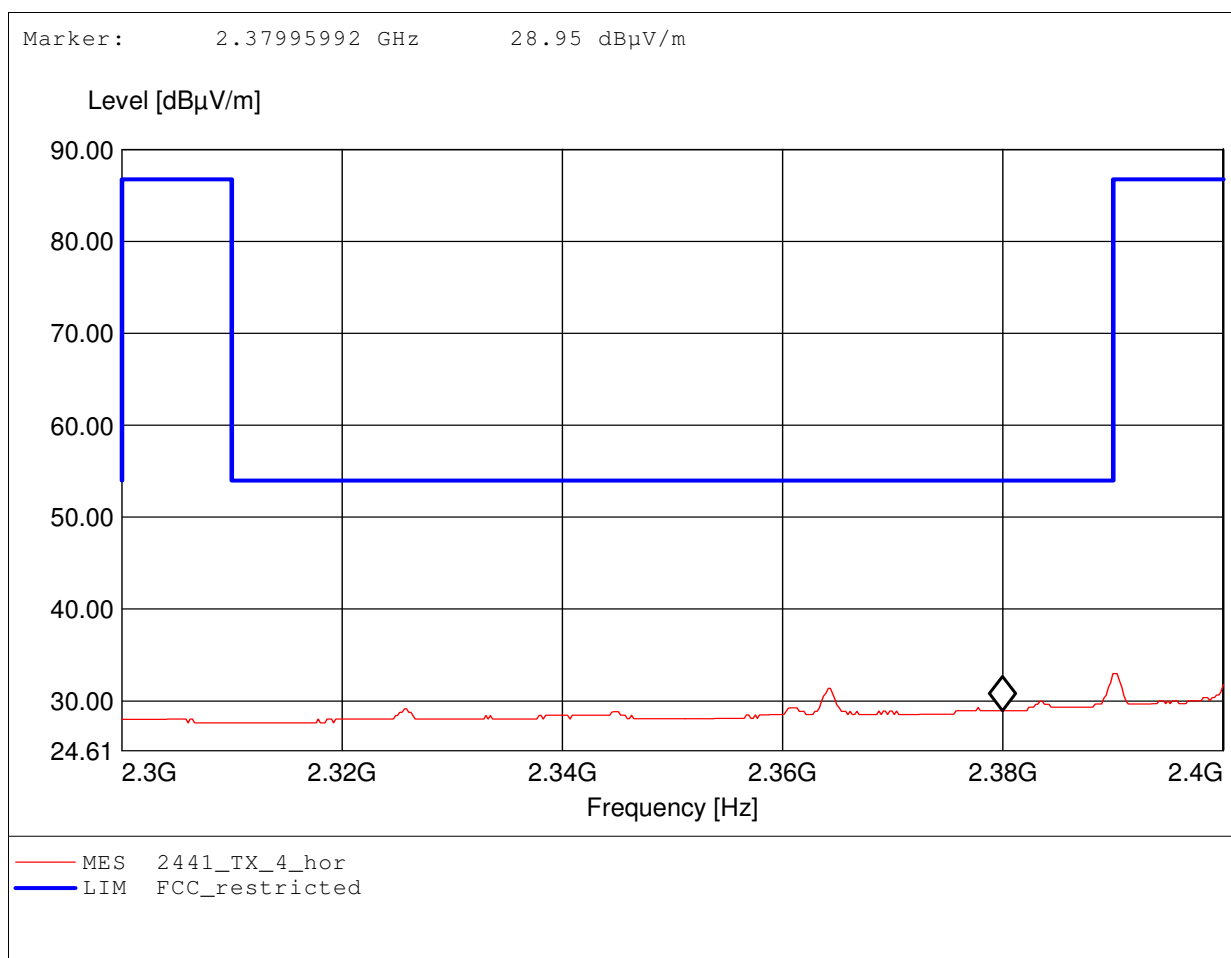
Approval Holder: Polycom Inc. / GOM-1202-1757
EUT / Model: IP Handsfree with Bluetooth / VVX600
Setup: BasicRate / CH: 39 / DH5 / Pmax / Ant: integral / Horizontal
Test Site / Operator: Eurofins Product Service GmbH / Mr. Pudell
Test Condition: Tnom: 24°C / Vnom.: 48.0V DC (power supply)
Test Specification: Freq. / CH: 2441
Comment 1: Dist.: 3m, Ant.: HL025, ampl.+HP., Average Detector
Comment 2: Freq: 2.390GHz, Emax: 32.98dBµV/m, RBW: 1MHz



Spurious emissions Field Strength

FCC RULES PART 15, SUBPART C

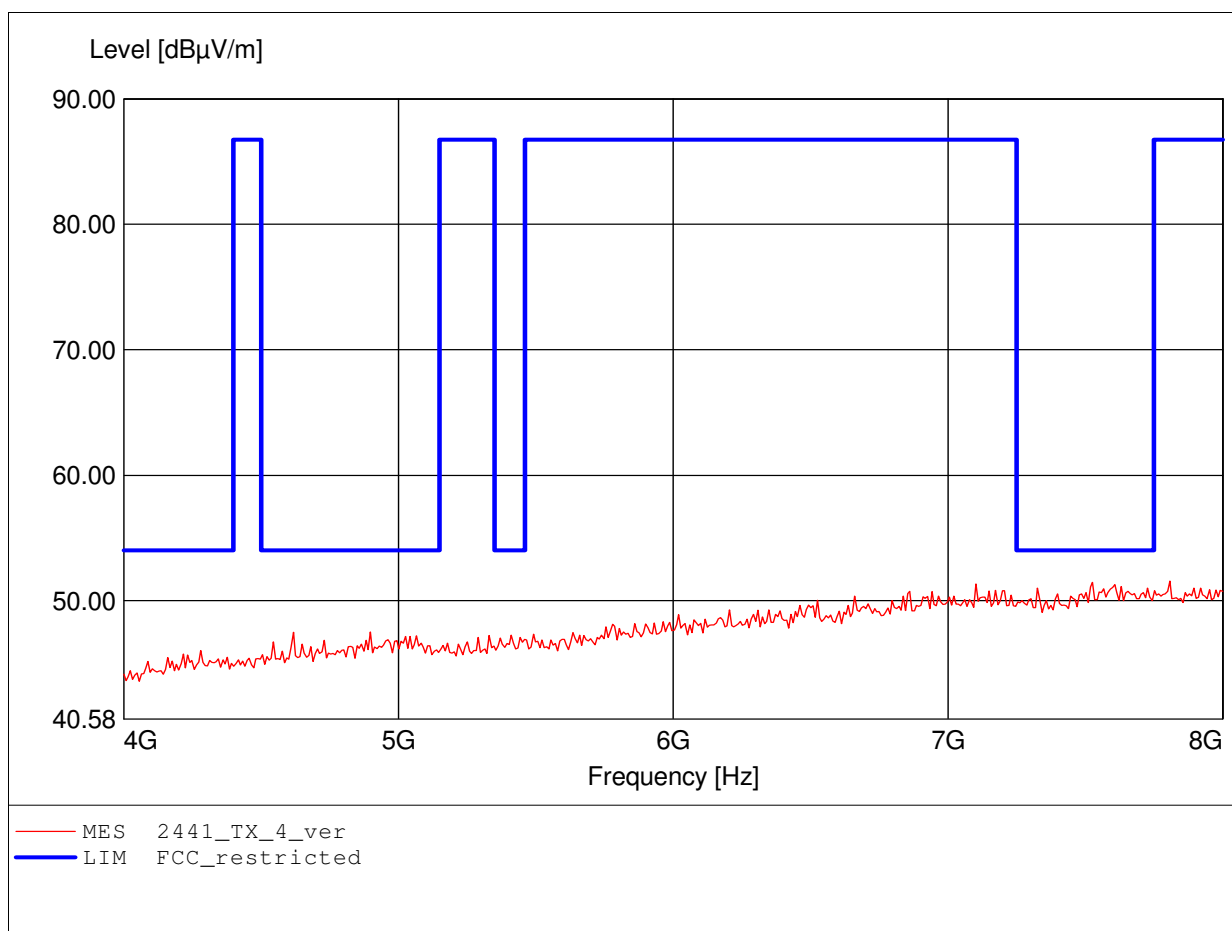
Approval Holder: Polycom Inc. / GOM-1202-1757
EUT / Model: IP Handsfree with Bluetooth / VVX600
Setup: BasicRate / CH: 39 / DH5 / Pmax / Ant: integral / Horizontal
Test Site / Operator: Eurofins Product Service GmbH / Mr. Pudell
Test Condition: Tnom: 24°C / Vnom.: 48.0V DC (power supply)
Test Specification: Freq. / CH: 2441
Comment 1: Dist.: 3m, Ant.: HL025, ampl.+HP., Average Detector
Comment 2: Freq: 2.390GHz, Emax: 32.98dBµV/m, RBW: 1MHz



Spurious emissions Field Strength

FCC RULES PART 15, SUBPART C

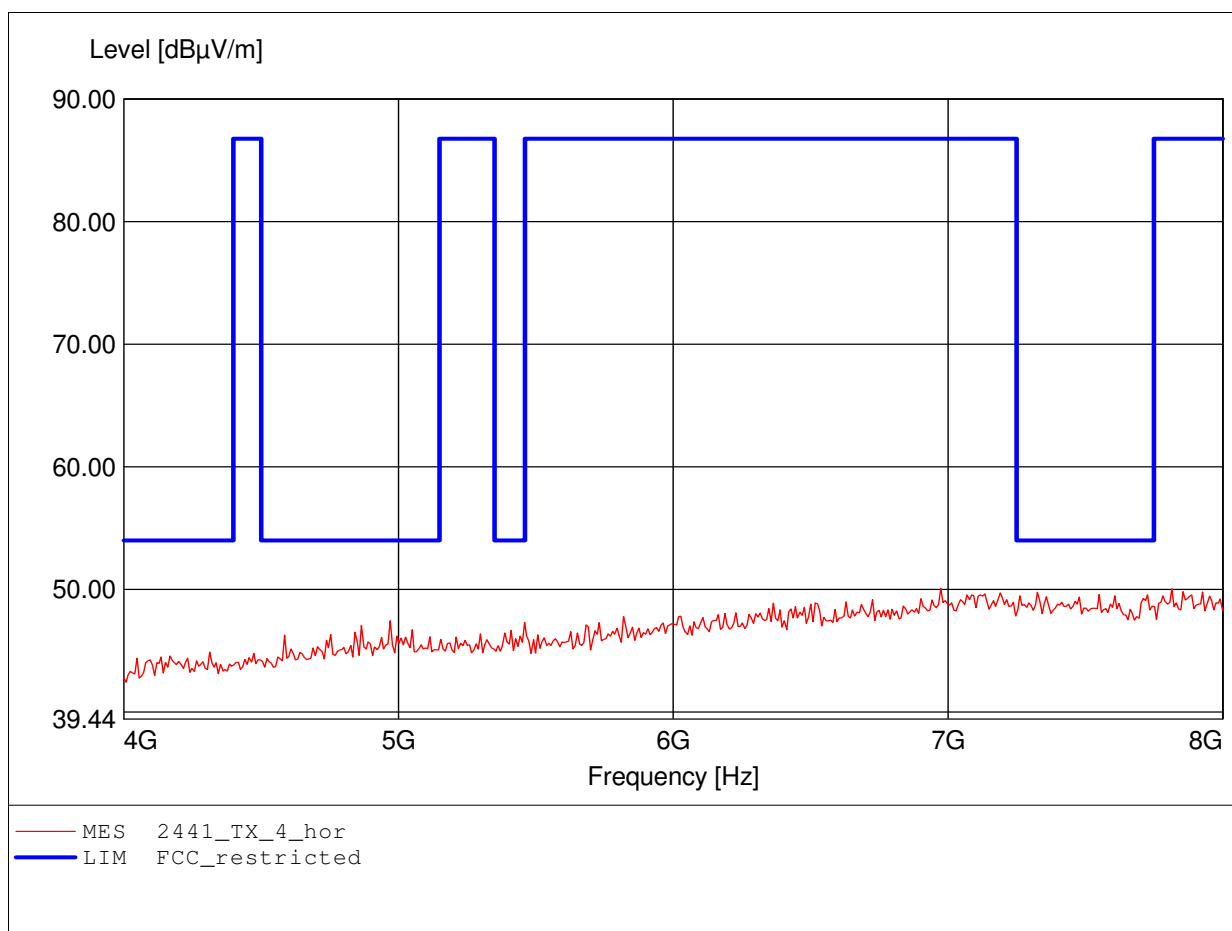
Approval Holder: Polycom Inc. / GOM-1202-1757
EUT / Model: IP Handsfree with Bluetooth / VVX600
Setup: BasicRate / CH: 39 / DH5 / Pmax / Ant: integral / Horizontal
Test Site / Operator: Eurofins Product Service GmbH / Mr. Pudell
Test Condition: Tnom: 24°C / Vnom.: 48.0V DC (power supply)
Test Specification: Freq. / CH: 2441
Comment 1: Dist.: 3m, Ant.: HL 025, ampl.+HP.
Comment 2: Freq: 7.808GHz, Emax: 51.56dBµV/m, RBW: 1MHz



Spurious emissions Field Strength

FCC RULES PART 15, SUBPART C

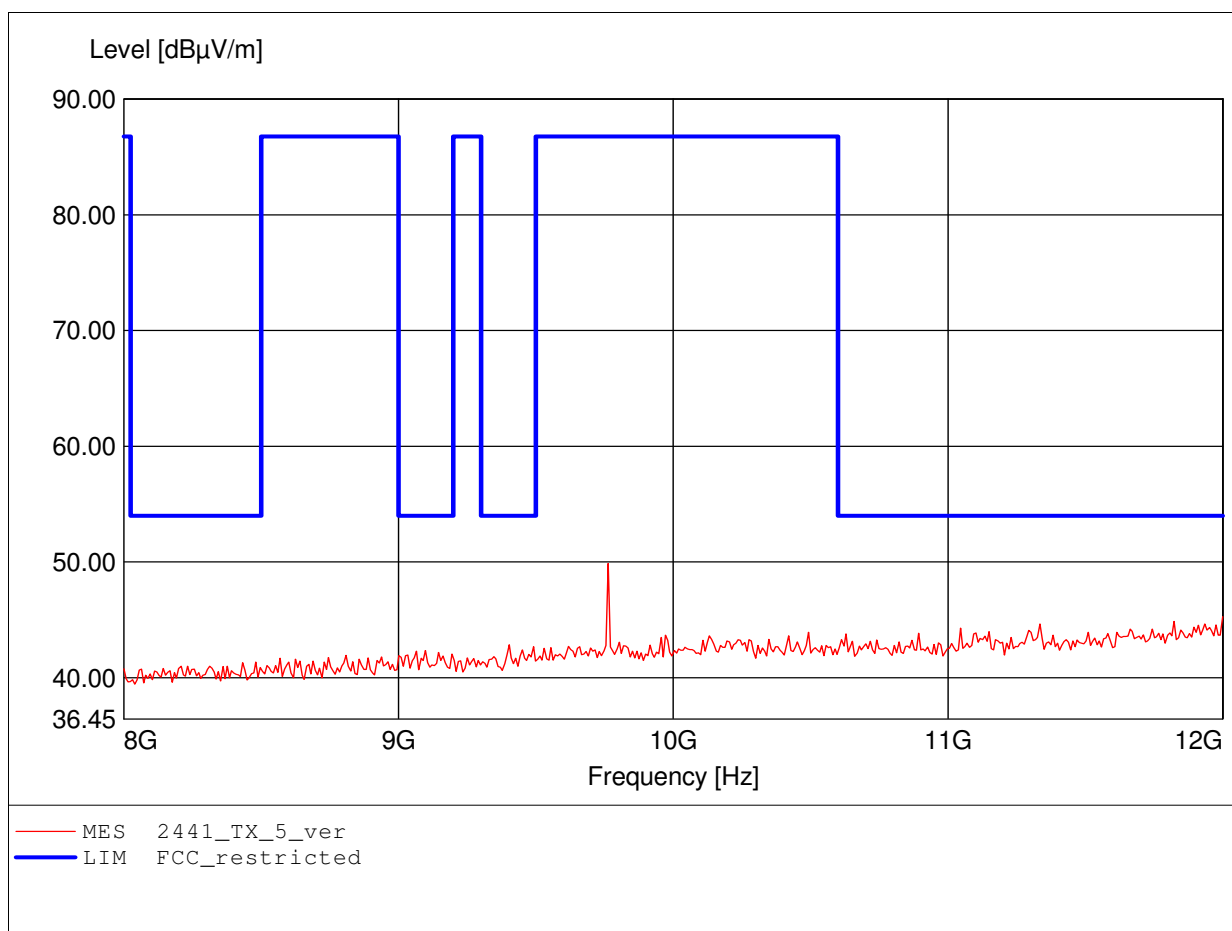
Approval Holder: Polycom Inc. / G0M-1202-1757
EUT / Model: IP Handsfree with Bluetooth / VVX600
Setup: BasicRate / CH: 39 / DH5 / Pmax / Ant: integral / Horizontal
Test Site / Operator: Eurofins Product Service GmbH / Mr. Pudell
Test Condition: Tnom: 24°C / Vnom.: 48.0V DC (power supply)
Test Specification: Freq. / CH: 2441
Comment 1: Dist.: 3m, Ant.: HL 025, ampl.+HP.
Comment 2: Freq: 6.974GHz, Emax: 50.07dBµV/m, RBW: 1MHz



Spurious emissions Field Strength

FCC RULES PART 15, SUBPART C

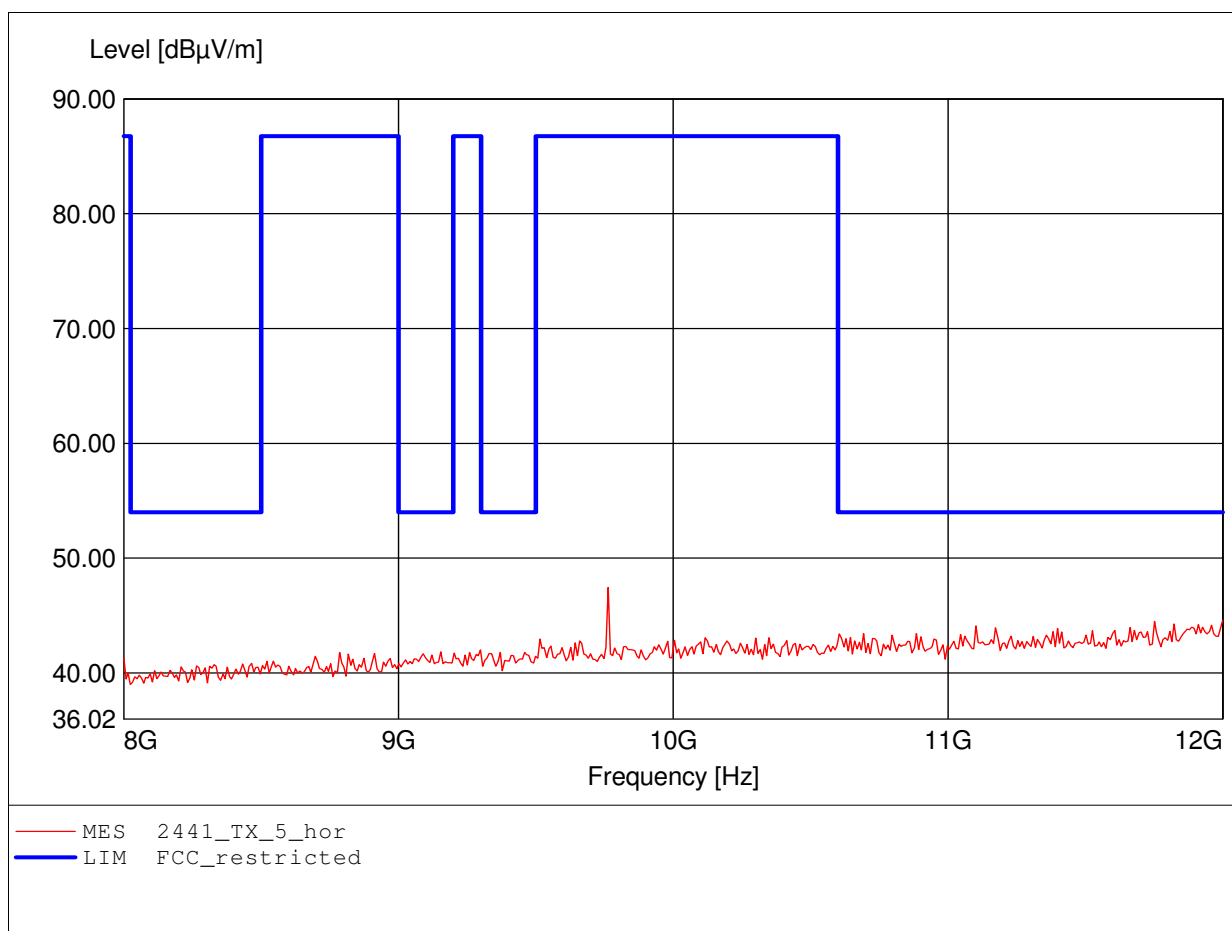
Approval Holder: Polycom Inc. / GOM-1202-1757
EUT / Model: IP Handsfree with Bluetooth / VVX600
Setup: BasicRate / CH: 39 / DH5 / Pmax / Ant: integral / Horizontal
Test Site / Operator: Eurofins Product Service GmbH / Mr. Pudell
Test Condition: Tnom: 24°C / Vnom.: 48.0V DC (power supply)
Test Specification: Freq. / CH: 2441
Comment 1: Dist.: 3m, Ant.: HL 025, ampl.+HP.
Comment 2: Freq: 9.764GHz, Emax: 49.88dBµV/m, RBW: 1MHz



Spurious emissions Field Strength

FCC RULES PART 15, SUBPART C

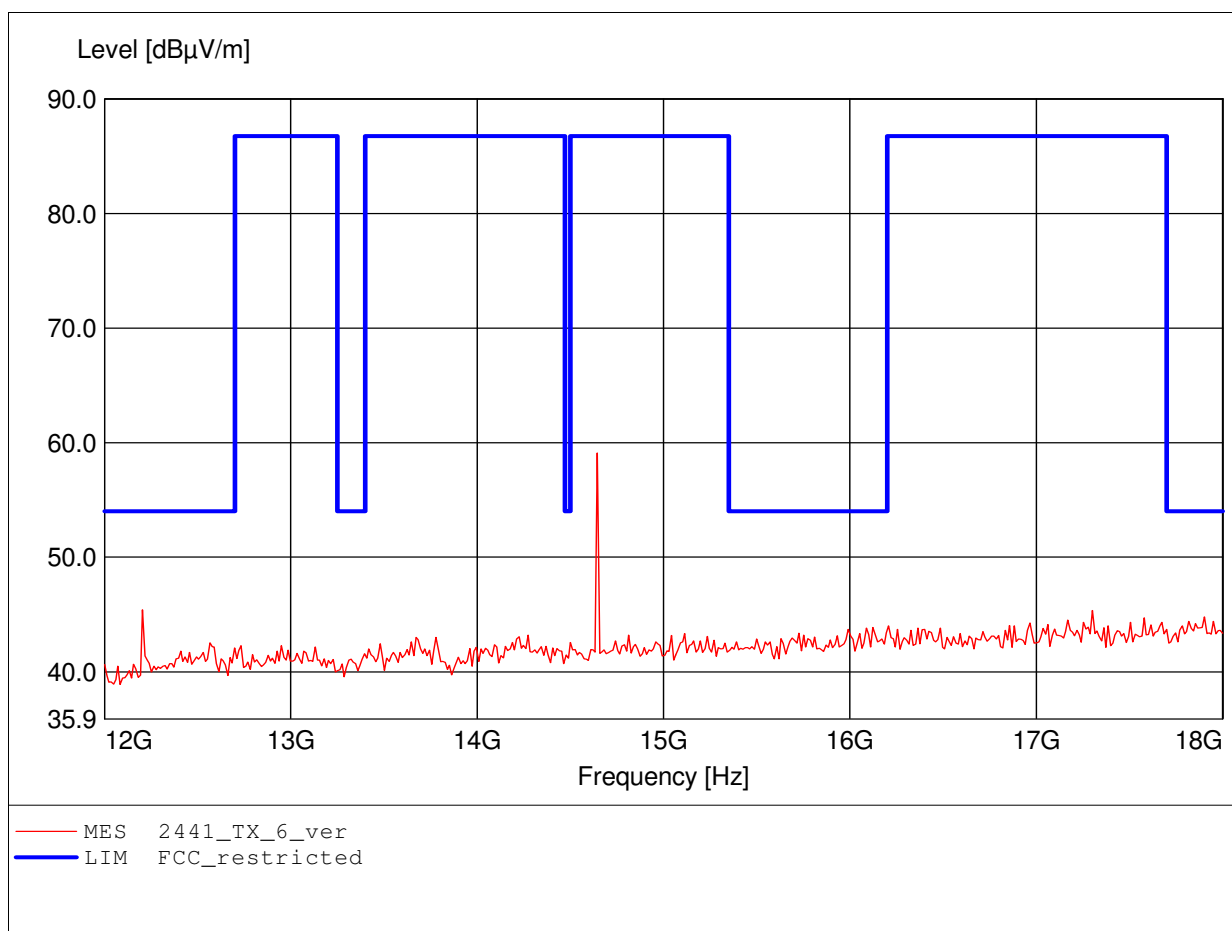
Approval Holder: Polycom Inc. / G0M-1202-1757
EUT / Model: IP Handsfree with Bluetooth / VVX600
Setup: BasicRate / CH: 39 / DH5 / Pmax / Ant: integral / Horizontal
Test Site / Operator: Eurofins Product Service GmbH / Mr. Pudell
Test Condition: Tnom: 24°C / Vnom.: 48.0V DC (power supply)
Test Specification: Freq. / CH: 2441
Comment 1: Dist.: 3m, Ant.: HL 025, ampl.+HP.
Comment 2: Freq: 9.764GHz, Emax: 47.46dBµV/m, RBW: 1MHz



Spurious emissions Field Strength

FCC RULES PART 15, SUBPART C

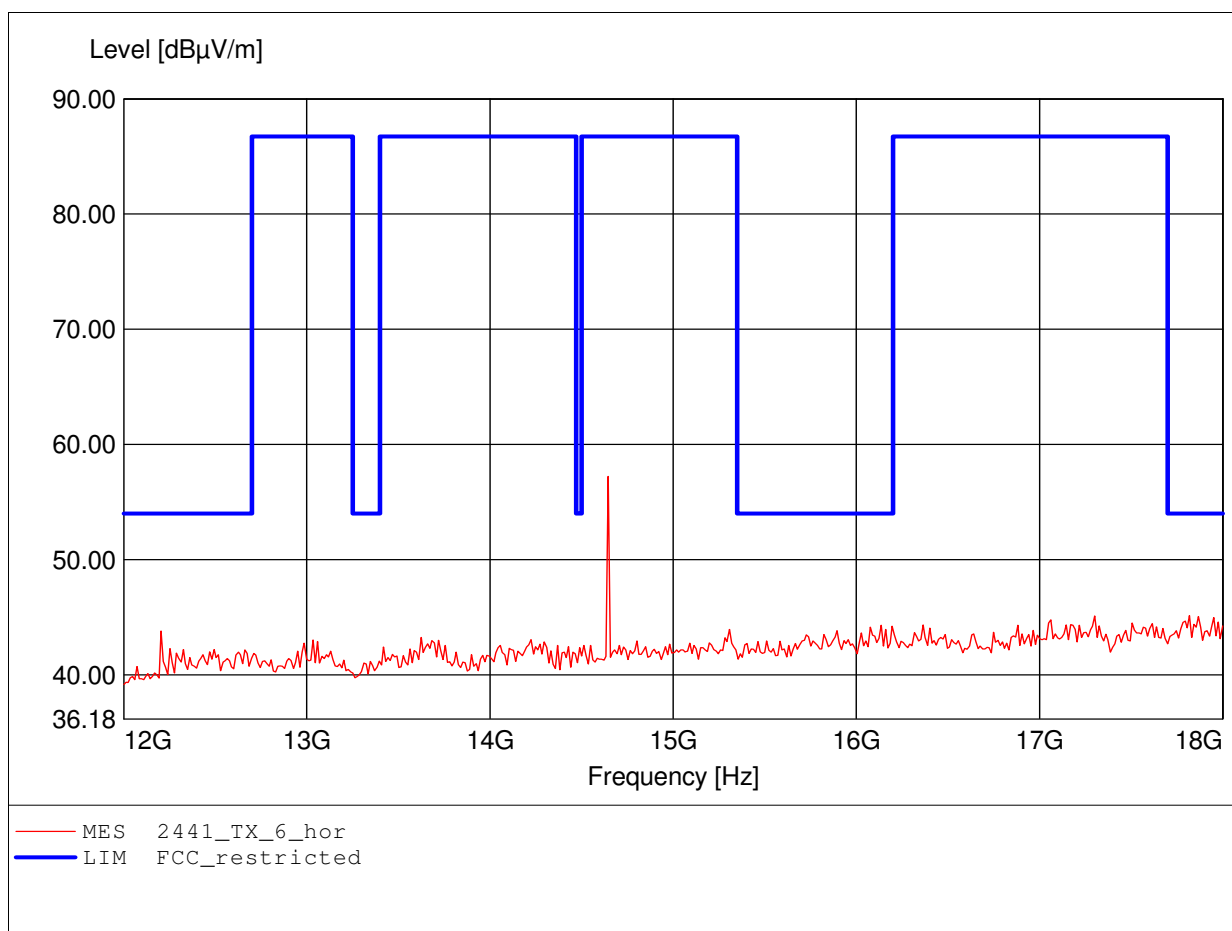
Approval Holder: Polycom Inc. / G0M-1202-1757
EUT / Model: IP Handsfree with Bluetooth / VVX600
Setup: BasicRate / CH: 39 / DH5 / Pmax / Ant: integral / Horizontal
Test Site / Operator: Eurofins Product Service GmbH / Mr. Pudell
Test Condition: Tnom: 24°C / Vnom.: 48.0V DC (power supply)
Test Specification: Freq. / CH: 2441
Comment 1: Dist.: 3m, Ant.: HL 025, ampl.+HP.
Comment 2: Freq: 14.645GHz, Emax: 59.10dBµV/m, RBW: 1MHz



Spurious emissions Field Strength

FCC RULES PART 15, SUBPART C

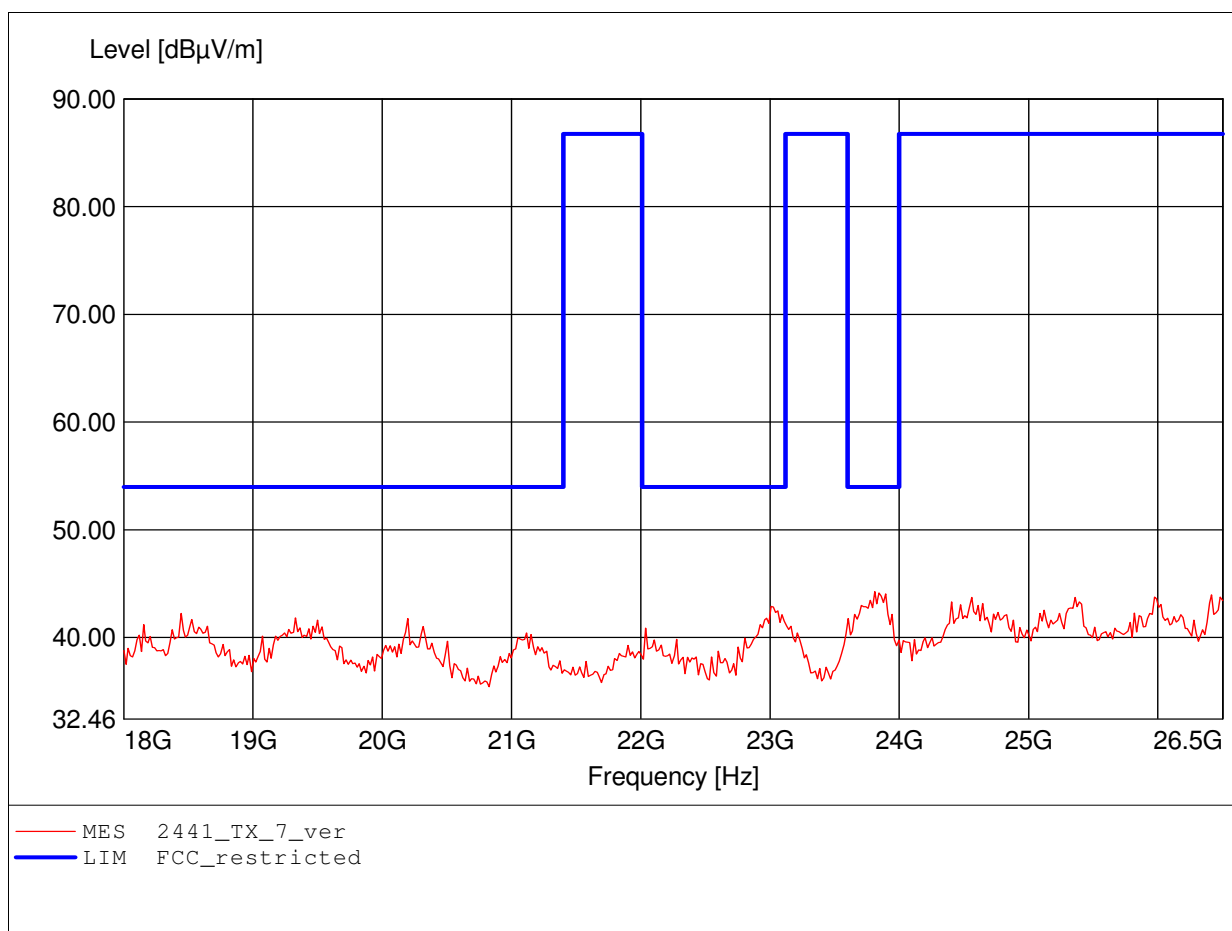
Approval Holder: Polycom Inc. / G0M-1202-1757
EUT / Model: IP Handsfree with Bluetooth / VVX600
Setup: BasicRate / CH: 39 / DH5 / Pmax / Ant: integral / Horizontal
Test Site / Operator: Eurofins Product Service GmbH / Mr. Pudell
Test Condition: Tnom: 24°C / Vnom.: 48.0V DC (power supply)
Test Specification: Freq. / CH: 2441
Comment 1: Dist.: 3m, Ant.: HL 025, ampl.+HP.
Comment 2: Freq: 14.645GHz, Emax: 57.24dB μ V/m, RBW: 1MHz



Spurious emissions Field Strength

FCC RULES PART 15, SUBPART C

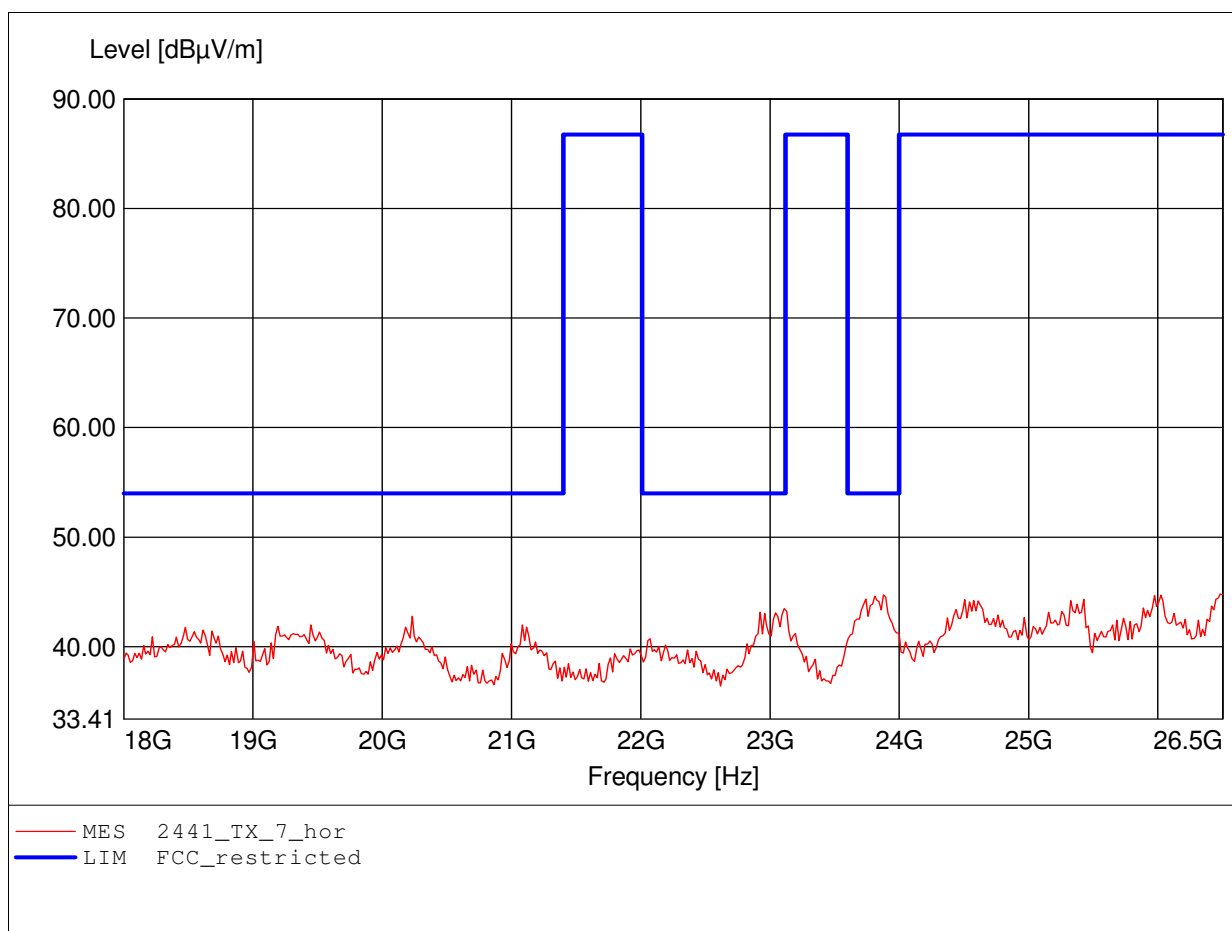
Approval Holder: Polycom Inc. / G0M-1202-1757
EUT / Model: IP Handsfree with Bluetooth / VVX600
Setup: BasicRate / CH: 39 / DH5 / Pmax / Ant: integral / Horizontal
Test Site / Operator: Eurofins Product Service GmbH / Mr. Pudell
Test Condition: Tnom: 24°C / Vnom.: 48.0V DC (power supply)
Test Specification: Freq. / CH: 2441
Comment 1: Dist.: 3m, Ant.: HL025, amplif.
Comment 2: Freq: 23.809GHz, Emax: 44.25dBµV/m, RBW: 1MHz



Spurious emissions Field Strength

FCC RULES PART 15, SUBPART C

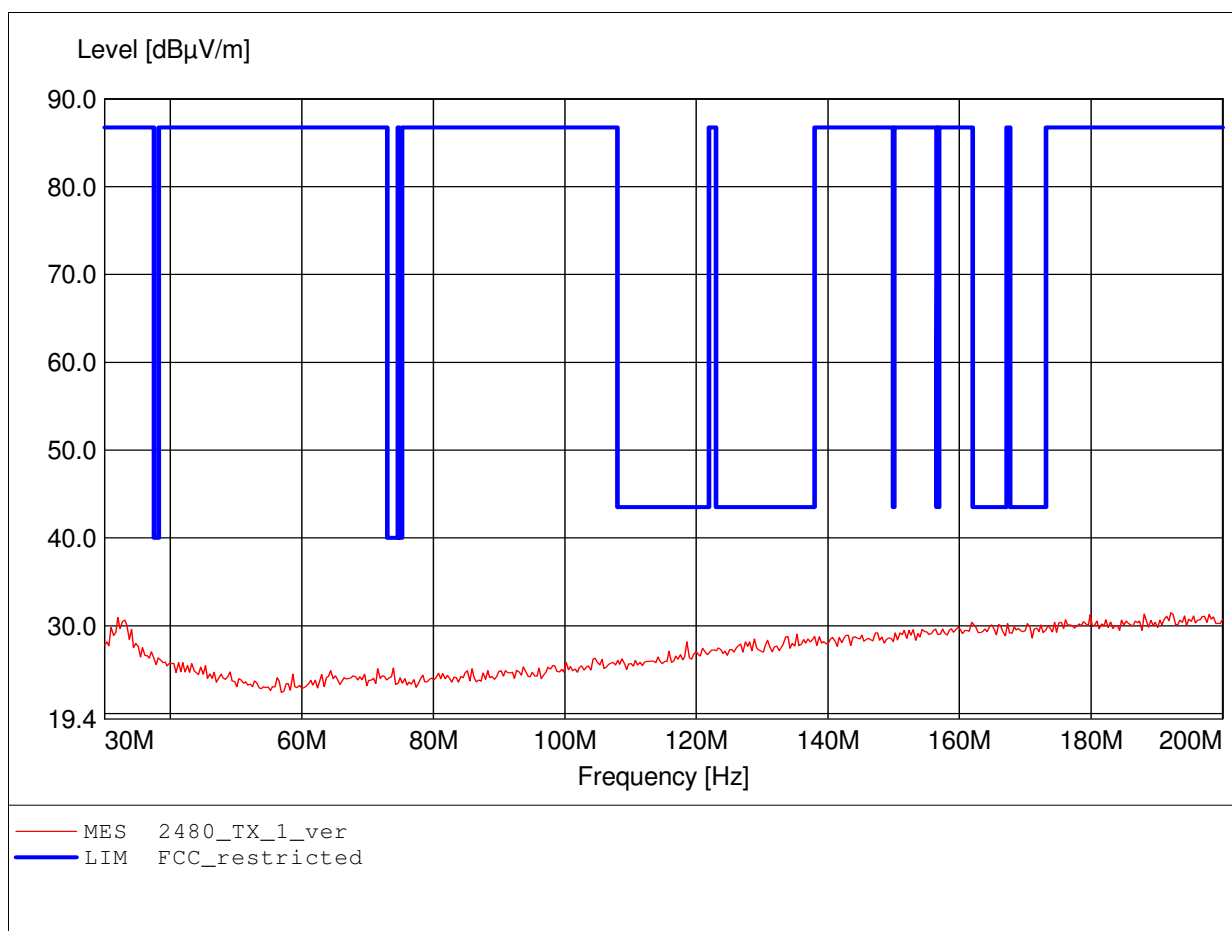
Approval Holder: Polycom Inc. / GOM-1202-1757
EUT / Model: IP Handsfree with Bluetooth / VVX600
Setup: BasicRate / CH: 39 / DH5 / Pmax / Ant: integral / Horizontal
Test Site / Operator: Eurofins Product Service GmbH / Mr. Pudell
Test Condition: Tnom: 24°C / Vnom.: 48.0V DC (power supply)
Test Specification: Freq. / CH: 2441
Comment 1: Dist.: 3m, Ant.: HL025, amplif.
Comment 2: Freq: 26.483GHz, Emax: 44.81dBµV/m, RBW: 1MHz



Spurious emissions Field Strength

FCC RULES PART 15, SUBPART C

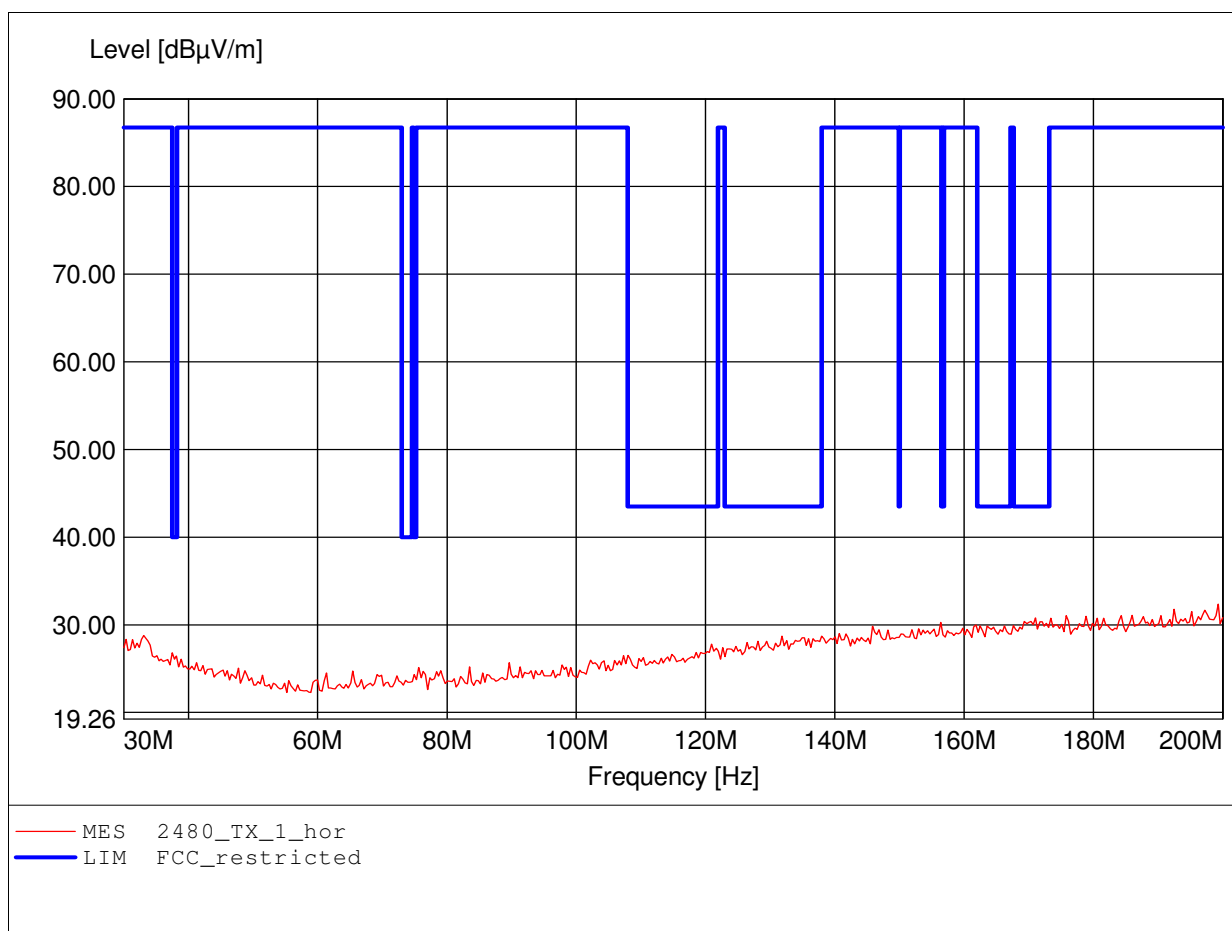
Approval Holder: Polycom Inc. / G0M-1202-1757
EUT / Model: IP Handsfree with Bluetooth / VVX600
Setup: BasicRate / CH: 78 / DH5 / Pmax / Ant: integral / Horizontal
Test Site / Operator: Eurofins Product Service GmbH / Mr. Pudell
Test Condition: Tnom: 24°C / Vnom.: 48.0V DC (power supply)
Test Specification: Freq. / CH: 2480
Comment 1: Dist.: 3m, Ant.: HK 116
Comment 2: Freq: 192.164MHz, Emax: 31.48dBµV/m, RBW: 100kHz



Spurious emissions Field Strength

FCC RULES PART 15, SUBPART C

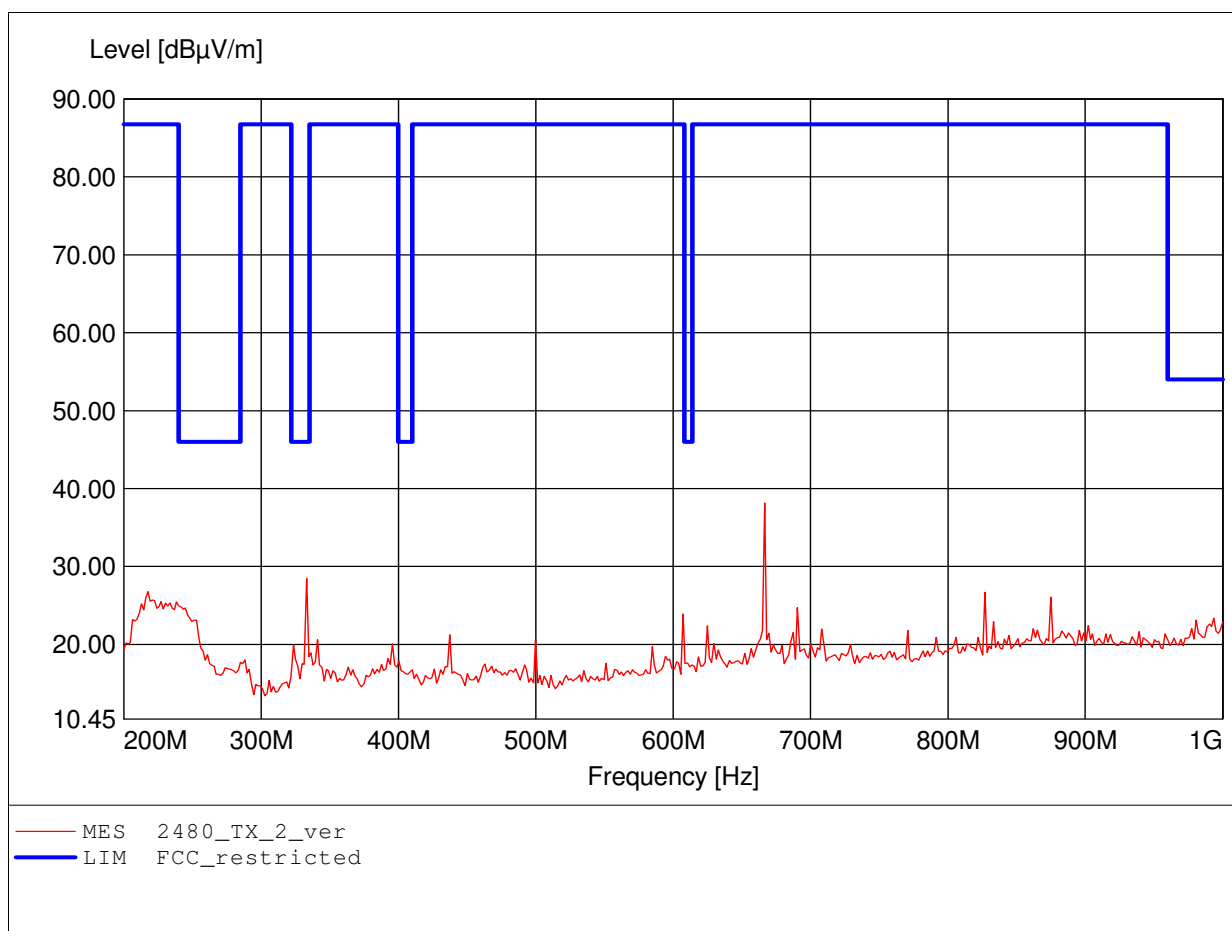
Approval Holder: Polycom Inc. / G0M-1202-1757
EUT / Model: IP Handsfree with Bluetooth / VVX600
Setup: BasicRate / CH: 78 / DH5 / Pmax / Ant: integral / Horizontal
Test Site / Operator: Eurofins Product Service GmbH / Mr. Pudell
Test Condition: Tnom: 24°C / Vnom.: 48.0V DC (power supply)
Test Specification: Freq. / CH: 2480
Comment 1: Dist.: 3m, Ant.: HK 116
Comment 2: Freq: 199.319MHz, Emax: 32.33dBµV/m, RBW: 100kHz



Spurious emissions Field Strength

FCC RULES PART 15, SUBPART C

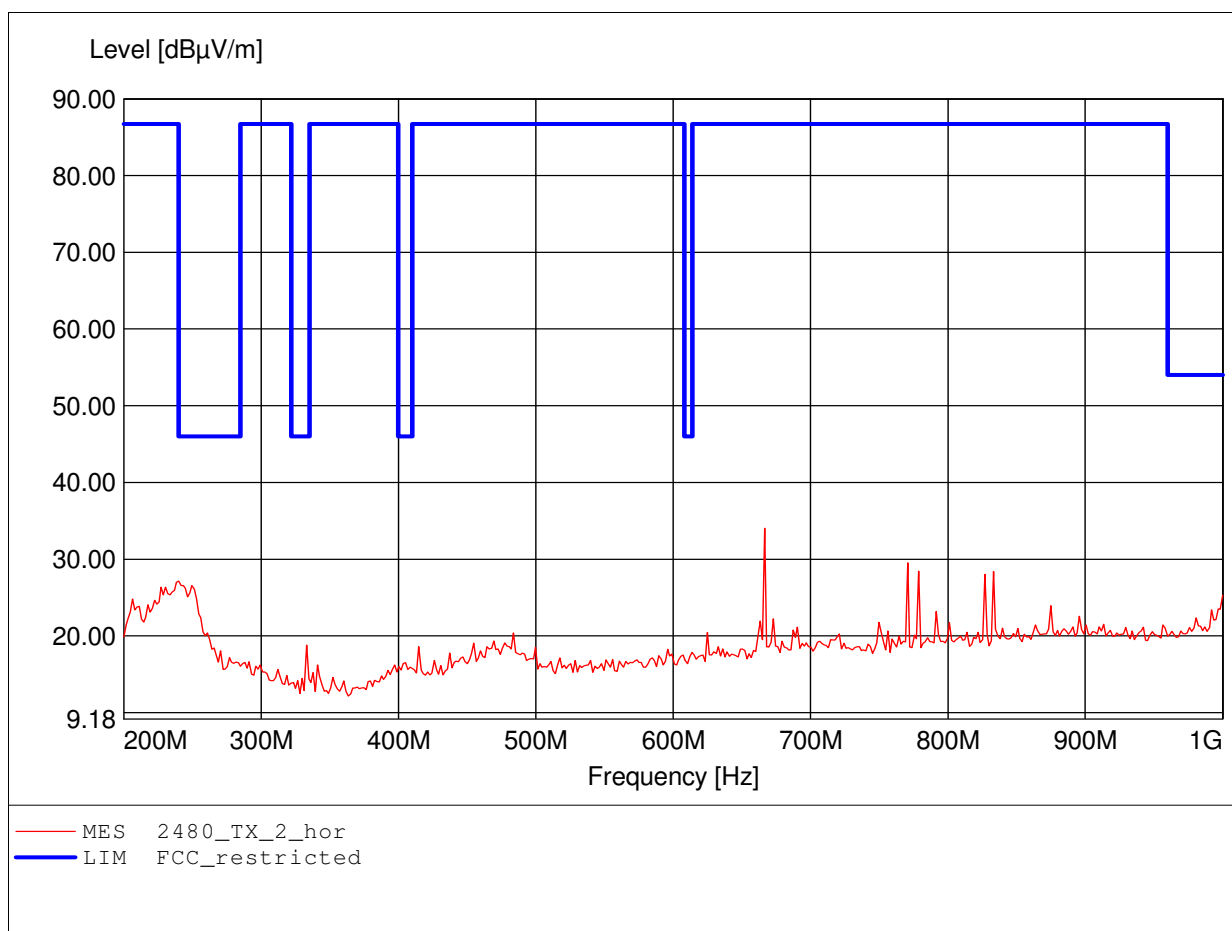
Approval Holder: Polycom Inc. / GOM-1202-1757
EUT / Model: IP Handsfree with Bluetooth / VVX600
Setup: BasicRate / CH: 78 / DH5 / Pmax / Ant: integral / Horizontal
Test Site / Operator: Eurofins Product Service GmbH / Mr. Pudell
Test Condition: Tnom: 24°C / Vnom.: 48.0V DC (power supply)
Test Specification: Freq. / CH: 2480
Comment 1: Dist.: 3m, Ant.: HL 223, amplif.
Comment 2: Freq: 666.533MHz, Emax: 38.15dBµV/m, RBW: 100kHz



Spurious emissions Field Strength

FCC RULES PART 15, SUBPART C

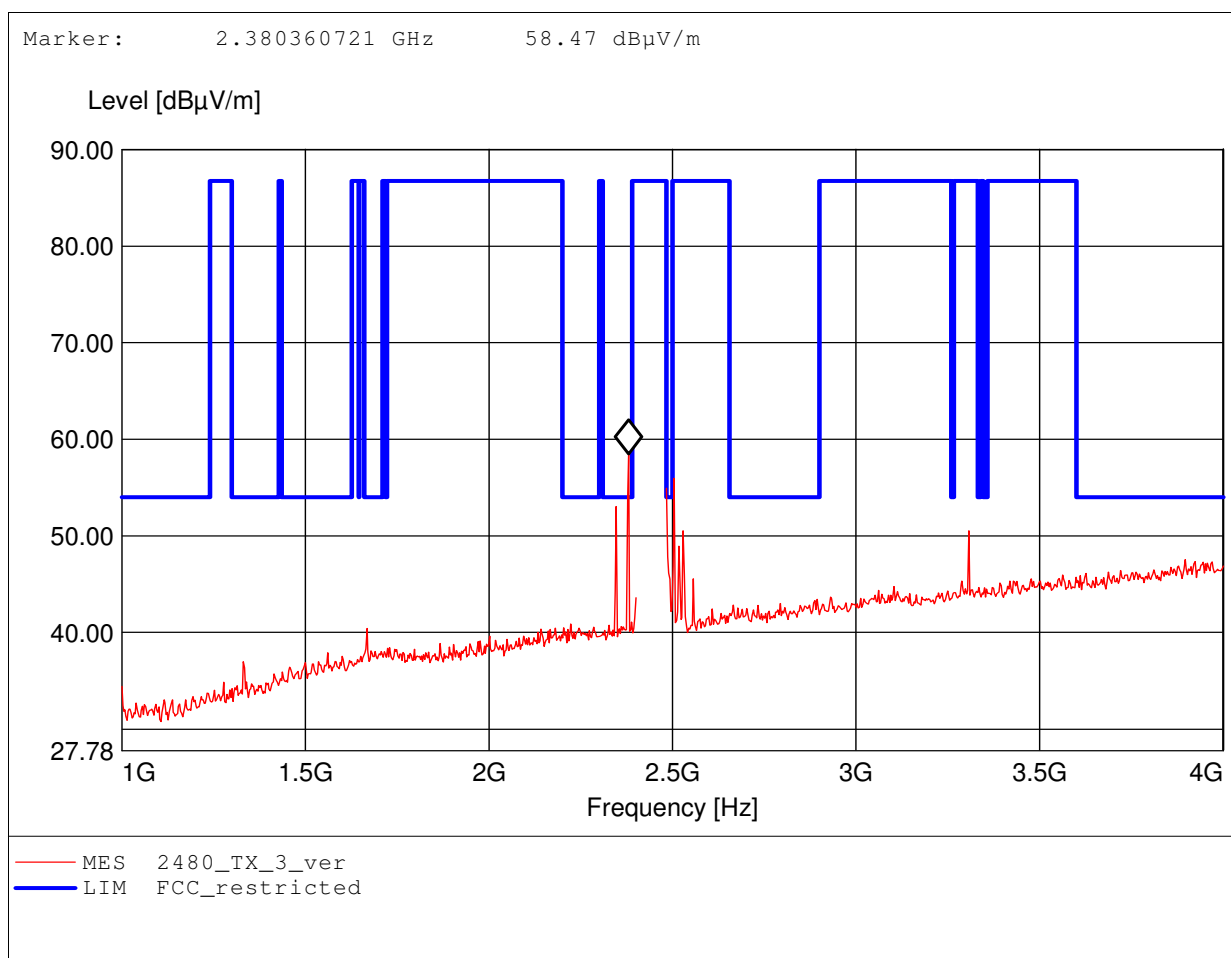
Approval Holder: Polycom Inc. / G0M-1202-1757
EUT / Model: IP Handsfree with Bluetooth / VVX600
Setup: BasicRate / CH: 78 / DH5 / Pmax / Ant: integral / Horizontal
Test Site / Operator: Eurofins Product Service GmbH / Mr. Pudell
Test Condition: Tnom: 24°C / Vnom.: 48.0V DC (power supply)
Test Specification: Freq. / CH: 2480
Comment 1: Dist.: 3m, Ant.: HL 223, amplif.
Comment 2: Freq: 666.533MHz, Emax: 34.00dBµV/m, RBW: 100kHz



Spurious emissions Field Strength

FCC RULES PART 15, SUBPART C

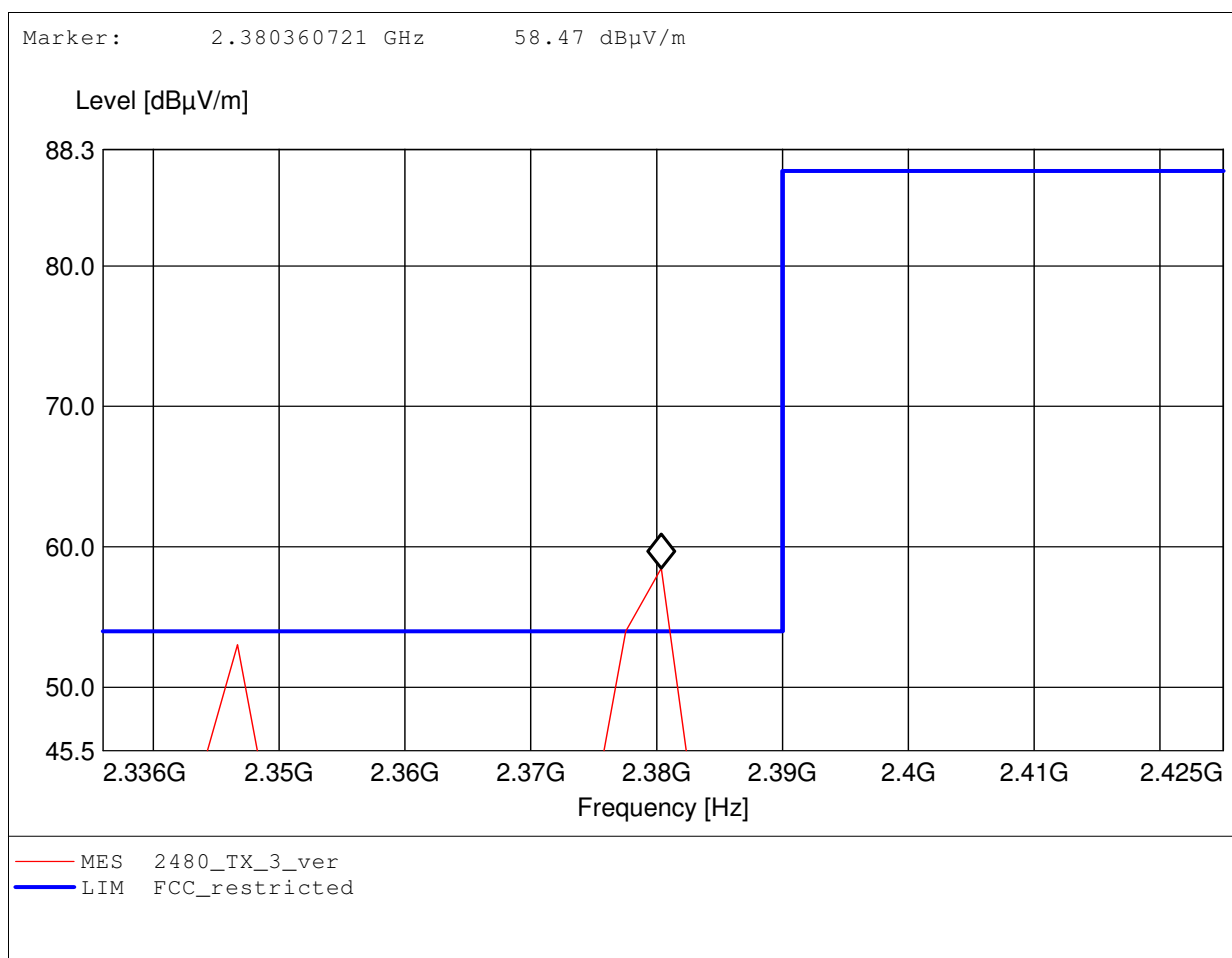
Approval Holder: Polycom Inc. / GOM-1202-1757
EUT / Model: IP Handsfree with Bluetooth / VVX600
Setup: BasicRate / CH: 78 / DH5 / Pmax / Ant: integral / Horizontal
Test Site / Operator: Eurofins Product Service GmbH / Mr. Pudell
Test Condition: Tnom: 24°C / Vnom.: 48.0V DC (power supply)
Test Specification: Freq. / CH: 2480
Comment 1: Dist.: 3m, Ant.: HL 025, amplif.
Comment 2: Freq: 2.380GHz, Emax: 58.47dBµV/m, RBW: 1MHz



Spurious emissions Field Strength

FCC RULES PART 15, SUBPART C

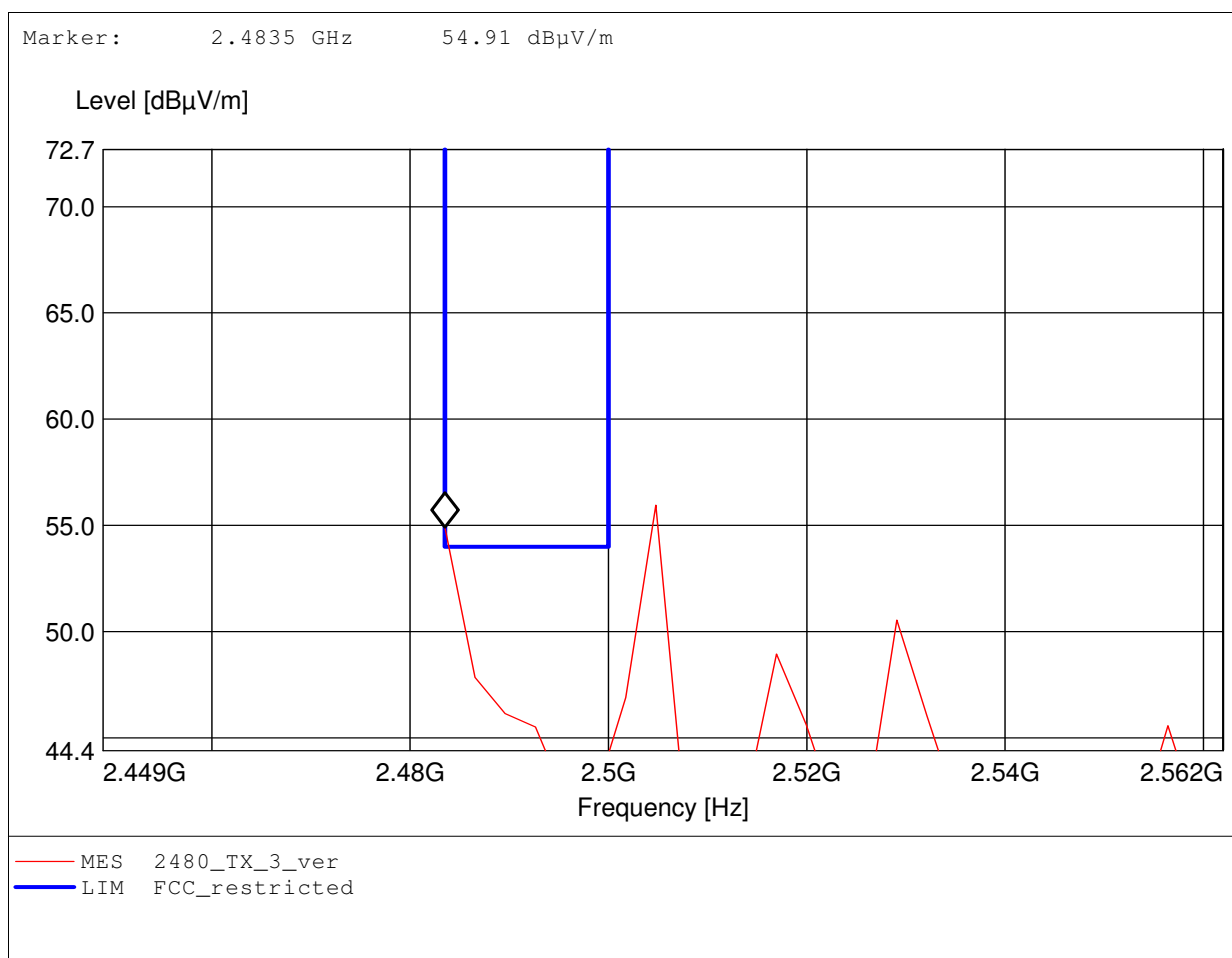
Approval Holder: Polycom Inc. / G0M-1202-1757
EUT / Model: IP Handsfree with Bluetooth / VVX600
Setup: BasicRate / CH: 78 / DH5 / Pmax / Ant: integral / Horizontal
Test Site / Operator: Eurofins Product Service GmbH / Mr. Pudell
Test Condition: Tnom: 24°C / Vnom.: 48.0V DC (power supply)
Test Specification: Freq. / CH: 2480
Comment 1: Dist.: 3m, Ant.: HL 025, amplif.
Comment 2: Freq: 2.380GHz, Emax: 58.47dBµV/m, RBW: 1MHz



Spurious emissions Field Strength

FCC RULES PART 15, SUBPART C

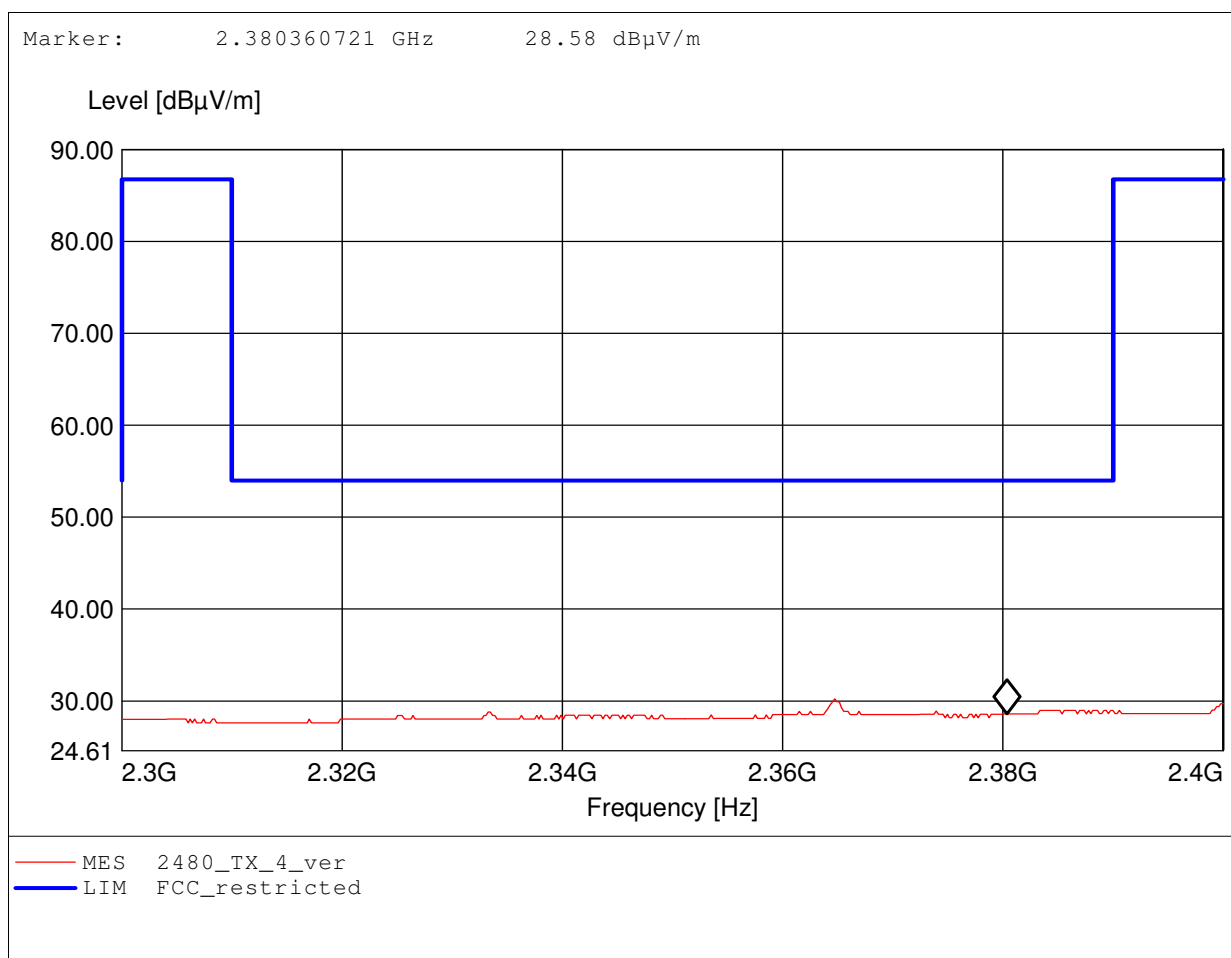
Approval Holder: Polycom Inc. / GOM-1202-1757
EUT / Model: IP Handsfree with Bluetooth / VVX600
Setup: BasicRate / CH: 78 / DH5 / Pmax / Ant: integral / Horizontal
Test Site / Operator: Eurofins Product Service GmbH / Mr. Pudell
Test Condition: Tnom: 24°C / Vnom.: 48.0V DC (power supply)
Test Specification: Freq. / CH: 2480
Comment 1: Dist.: 3m, Ant.: HL 025, amplif.
Comment 2: Freq: 2.380GHz, Emax: 58.47dBµV/m, RBW: 1MHz



Spurious emissions Field Strength

FCC RULES PART 15, SUBPART C

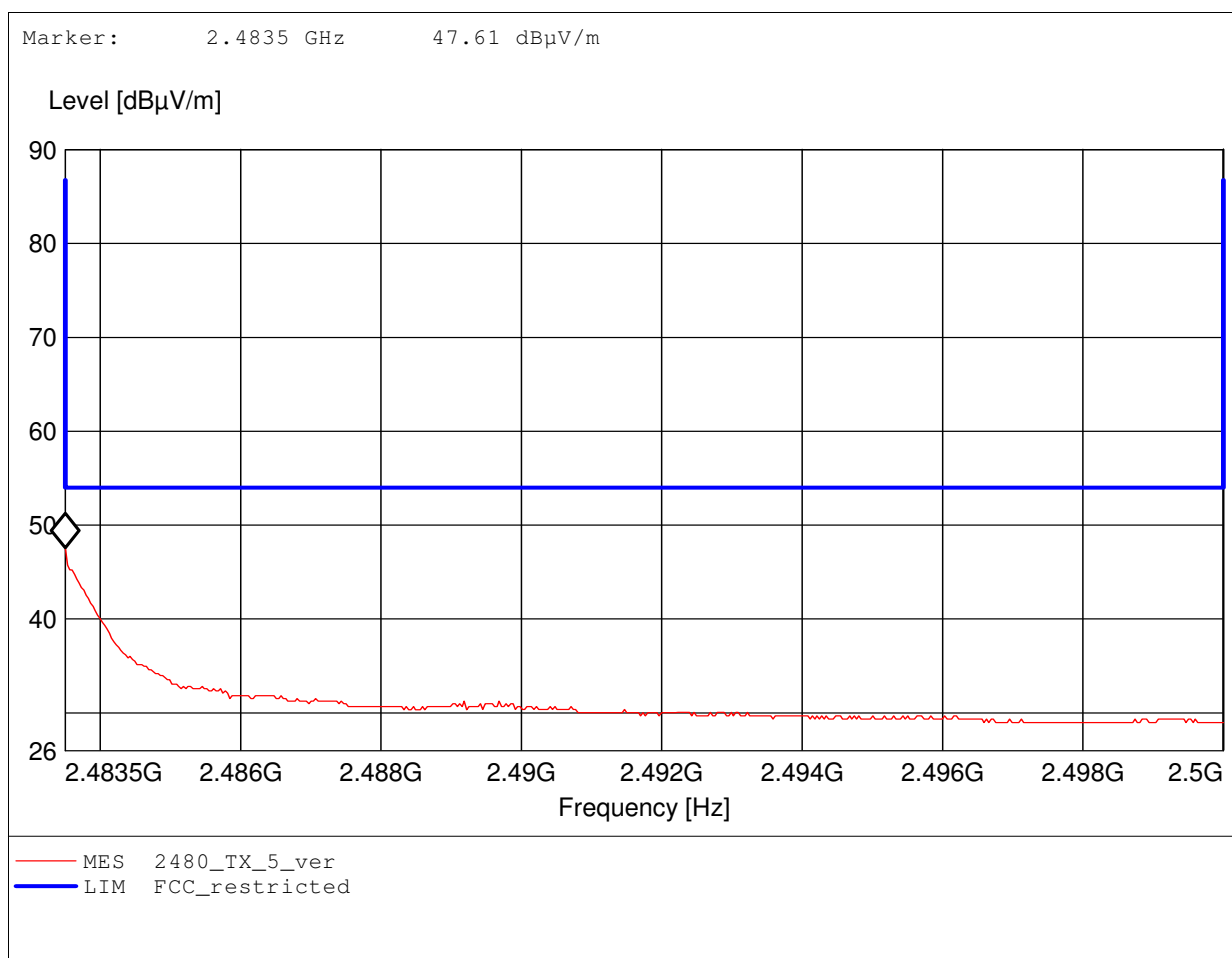
Approval Holder: Polycom Inc. / GOM-1202-1757
EUT / Model: IP Handsfree with Bluetooth / VVX600
Setup: BasicRate / CH: 78 / DH5 / Pmax / Ant: integral / Horizontal
Test Site / Operator: Eurofins Product Service GmbH / Mr. Pudell
Test Condition: Tnom: 24°C / Vnom.: 48.0V DC (power supply)
Test Specification: Freq. / CH: 2480
Comment 1: Dist.: 3m, Ant.: HL025, ampl.+HP., Average Detector
Comment 2: Freq: 2.365GHz, Emax: 30.23dBµV/m, RBW: 1MHz



Spurious emissions Field Strength

FCC RULES PART 15, SUBPART C

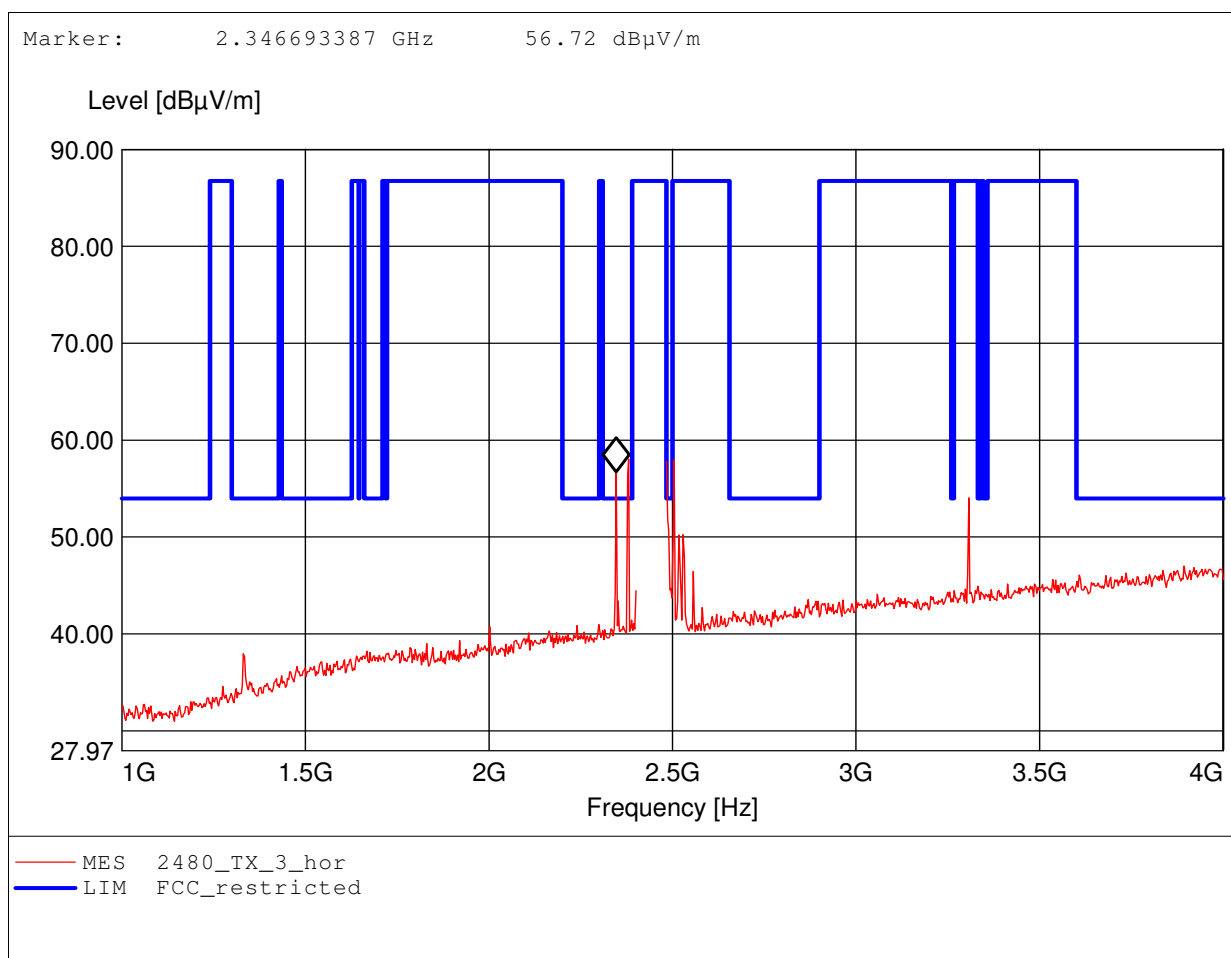
Approval Holder: Polycom Inc. / GOM-1202-1757
EUT / Model: IP Handsfree with Bluetooth / VVX600
Setup: BasicRate / CH: 78 / DH5 / Pmax / Ant: integral / Horizontal
Test Site / Operator: Eurofins Product Service GmbH / Mr. Pudell
Test Condition: Tnom: 24°C / Vnom.: 48.0V DC (power supply)
Test Specification: Freq. / CH: 2480
Comment 1: Dist.: 3m, Ant.: HL025, ampl.+HP., Average Detector
Comment 2: Freq: 2.484GHz, Emax: 47.61dBμV/m, RBW: 1MHz



Spurious emissions Field Strength

FCC RULES PART 15, SUBPART C

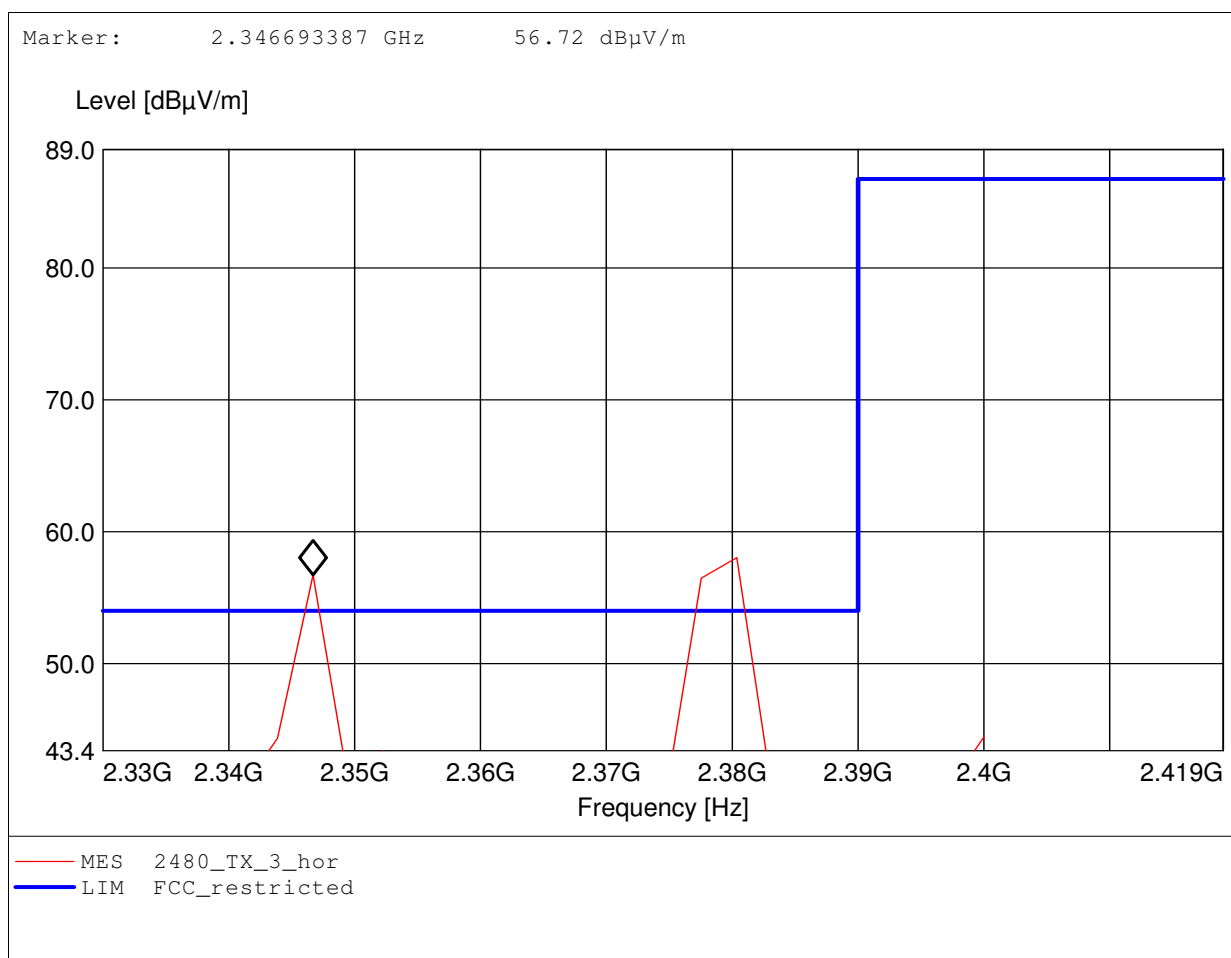
Approval Holder: Polycom Inc. / G0M-1202-1757
EUT / Model: IP Handsfree with Bluetooth / VVX600
Setup: BasicRate / CH: 78 / DH5 / Pmax / Ant: integral / Horizontal
Test Site / Operator: Eurofins Product Service GmbH / Mr. Pudell
Test Condition: Tnom: 24°C / Vnom.: 48.0V DC (power supply)
Test Specification: Freq. / CH: 2480
Comment 1: Dist.: 3m, Ant.: HL 025, amplif.
Comment 2: Freq: 2.380GHz, Emax: 58.02dBµV/m, RBW: 1MHz



Spurious emissions Field Strength

FCC RULES PART 15, SUBPART C

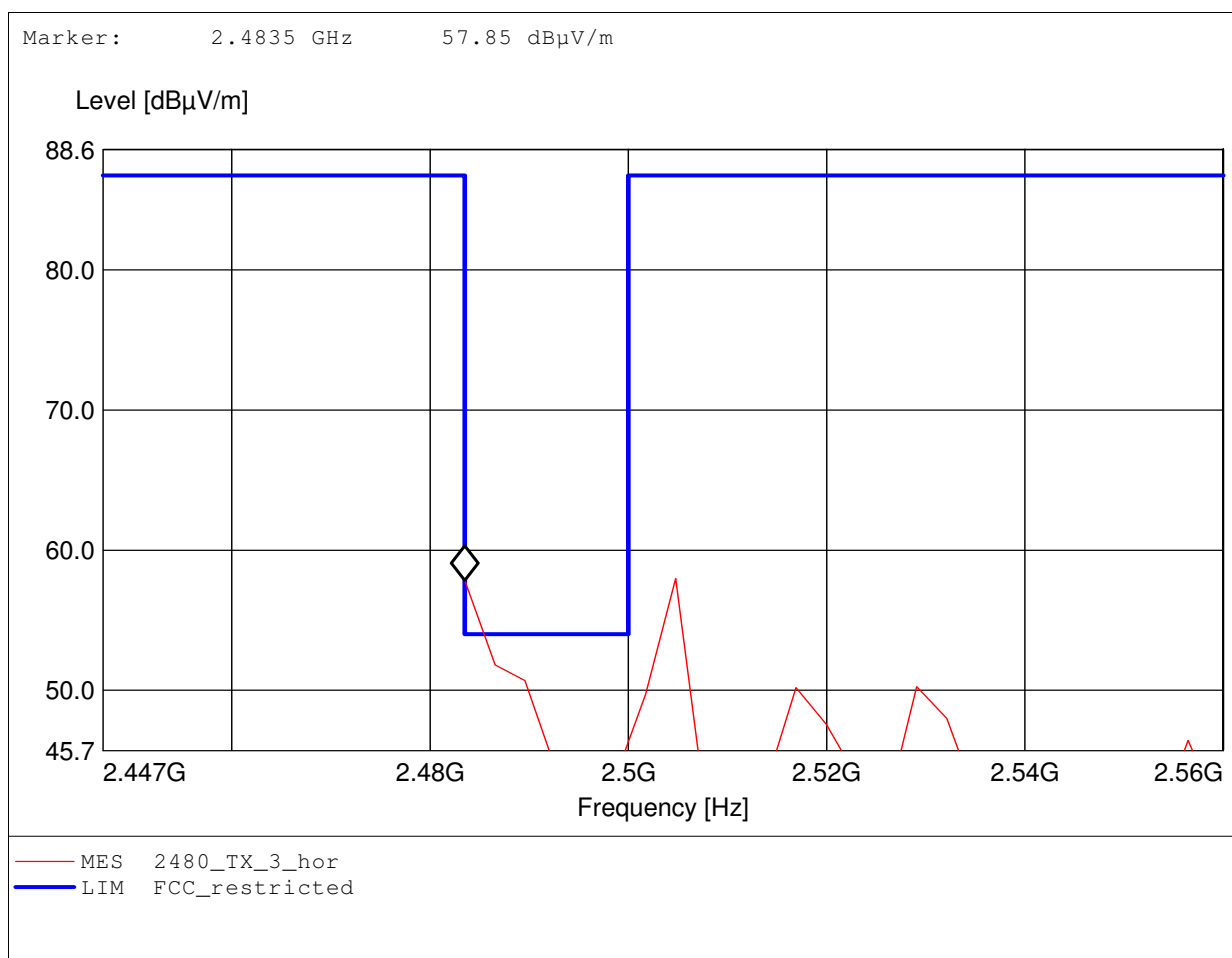
Approval Holder: Polycom Inc. / GOM-1202-1757
EUT / Model: IP Handsfree with Bluetooth / VVX600
Setup: BasicRate / CH: 78 / DH5 / Pmax / Ant: integral / Horizontal
Test Site / Operator: Eurofins Product Service GmbH / Mr. Pudell
Test Condition: Tnom: 24°C / Vnom.: 48.0V DC (power supply)
Test Specification: Freq. / CH: 2480
Comment 1: Dist.: 3m, Ant.: HL 025, amplif.
Comment 2: Freq: 2.380GHz, Emax: 58.02dBµV/m, RBW: 1MHz



Spurious emissions Field Strength

FCC RULES PART 15, SUBPART C

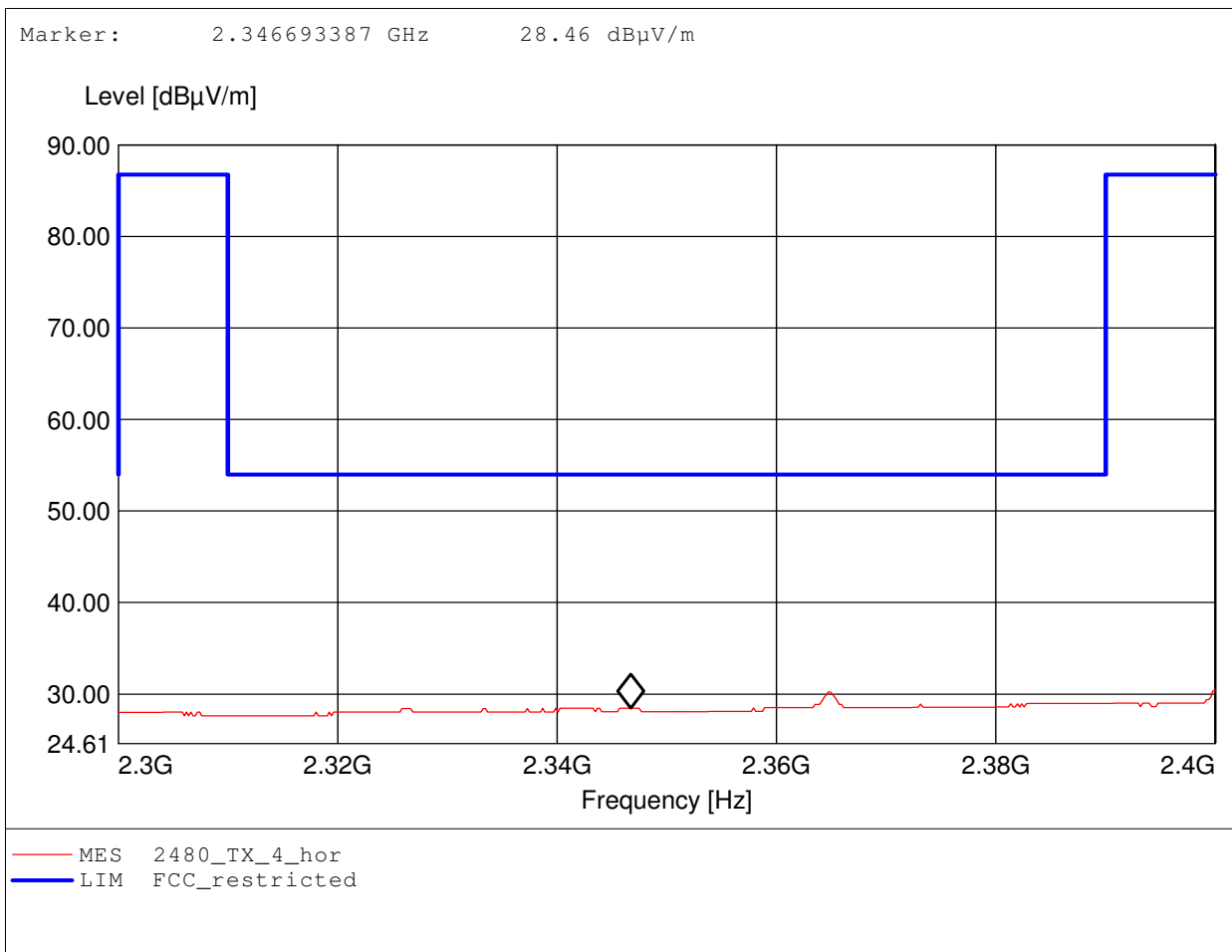
Approval Holder: Polycom Inc. / GOM-1202-1757
EUT / Model: IP Handsfree with Bluetooth / VVX600
Setup: BasicRate / CH: 78 / DH5 / Pmax / Ant: integral / Horizontal
Test Site / Operator: Eurofins Product Service GmbH / Mr. Pudell
Test Condition: Tnom: 24°C / Vnom.: 48.0V DC (power supply)
Test Specification: Freq. / CH: 2480
Comment 1: Dist.: 3m, Ant.: HL 025, amplif.
Comment 2: Freq: 2.380GHz, Emax: 58.02dBµV/m, RBW: 1MHz



Spurious emissions Field Strength

FCC RULES PART 15, SUBPART C

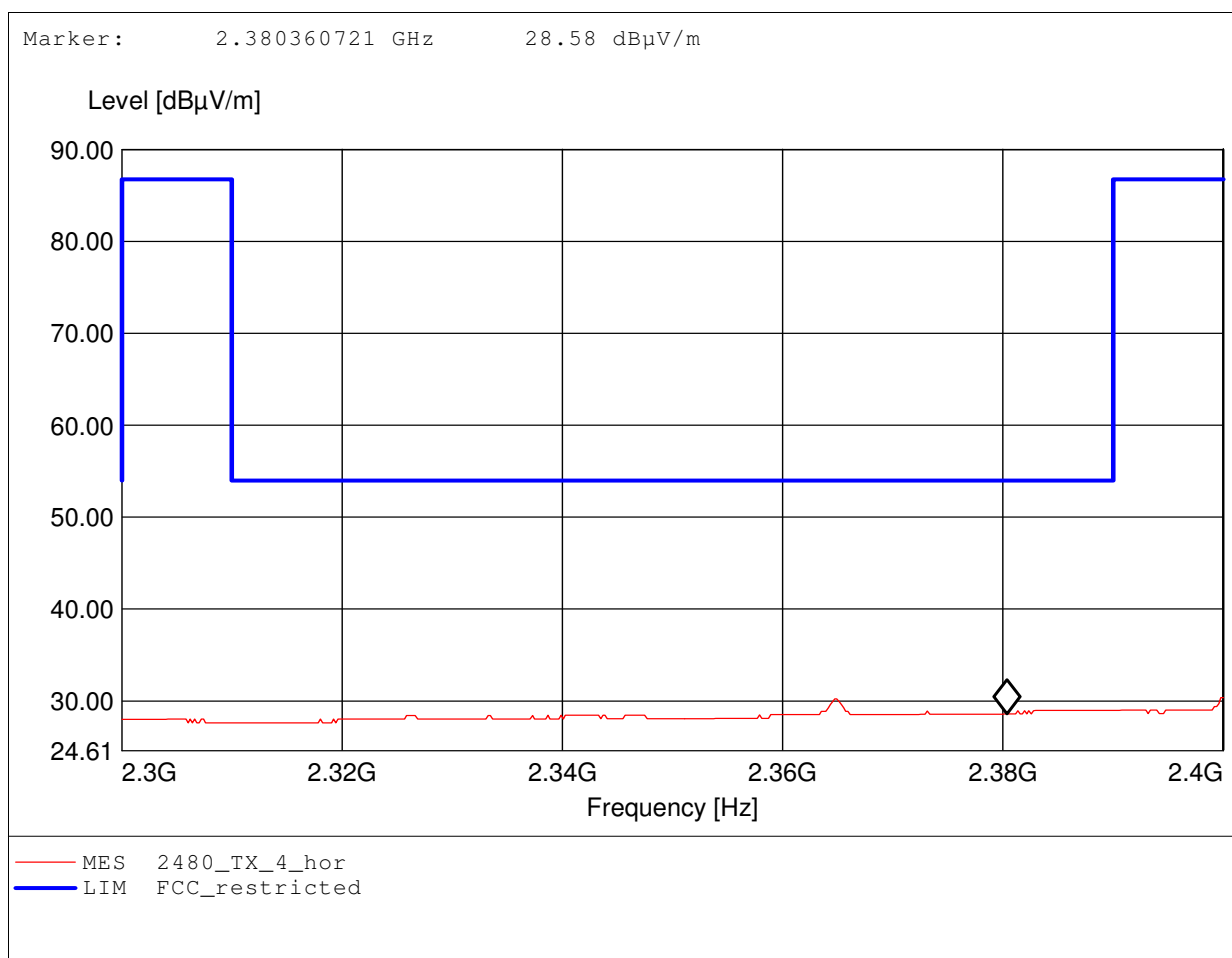
Approval Holder: Polycom Inc. / GOM-1202-1757
EUT / Model: IP Handsfree with Bluetooth / VVX600
Setup: BasicRate / CH: 78 / DH5 / Pmax / Ant: integral / Horizontal
Test Site / Operator: Eurofins Product Service GmbH / Mr. Pudell
Test Condition: Tnom: 24°C / Vnom.: 48.0V DC (power supply)
Test Specification: Freq. / CH: 2480
Comment 1: Dist.: 3m, Ant.: HL025, ampl.+HP., Average Detector
Comment 2: Freq: 2.400GHz, Emax: 30.36dBµV/m, RBW: 1MHz



Spurious emissions Field Strength

FCC RULES PART 15, SUBPART C

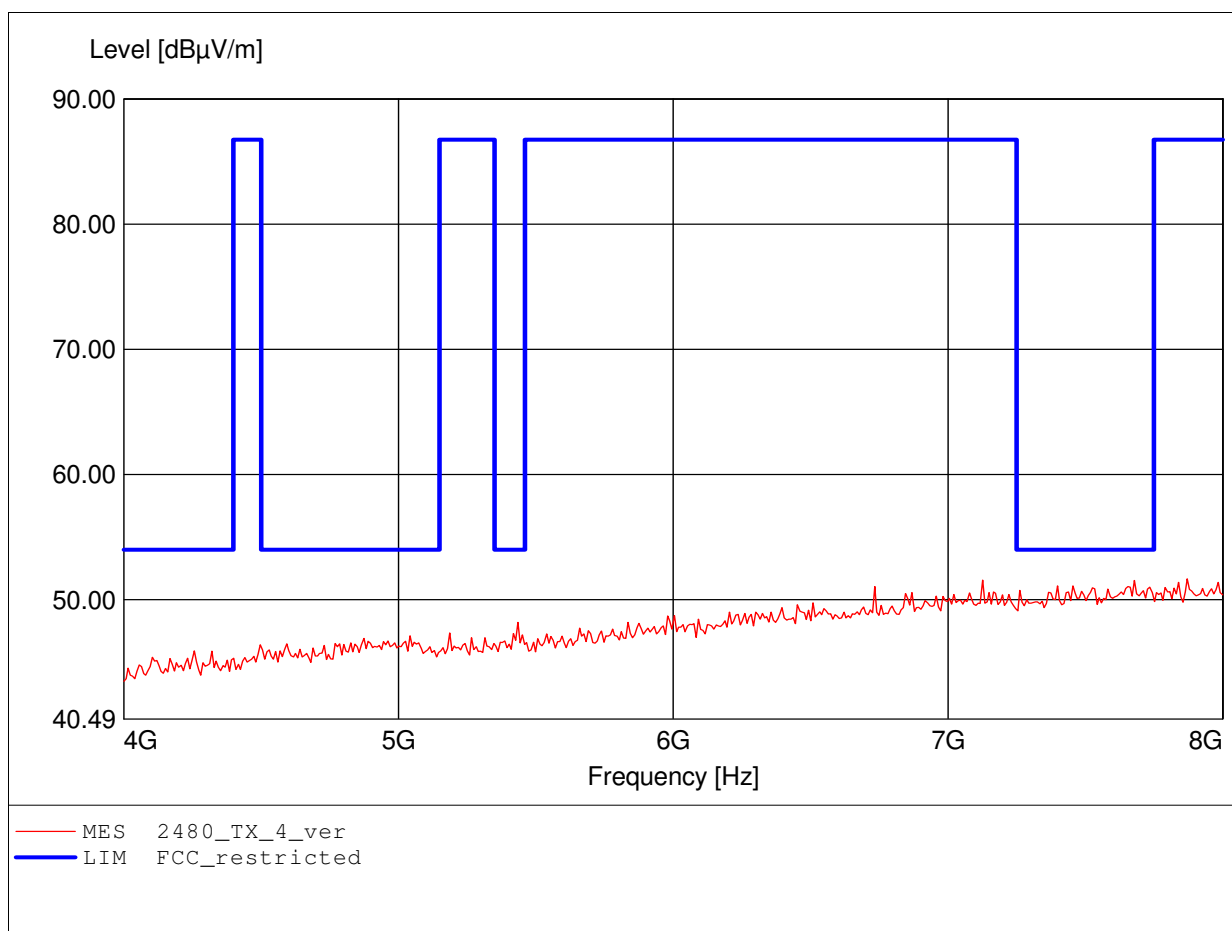
Approval Holder: Polycom Inc. / GOM-1202-1757
EUT / Model: IP Handsfree with Bluetooth / VVX600
Setup: BasicRate / CH: 78 / DH5 / Pmax / Ant: integral / Horizontal
Test Site / Operator: Eurofins Product Service GmbH / Mr. Pudell
Test Condition: Tnom: 24°C / Vnom.: 48.0V DC (power supply)
Test Specification: Freq. / CH: 2480
Comment 1: Dist.: 3m, Ant.: HL025, ampl.+HP., Average Detector
Comment 2: Freq: 2.400GHz, Emax: 30.36dBµV/m, RBW: 1MHz



Spurious emissions Field Strength

FCC RULES PART 15, SUBPART C

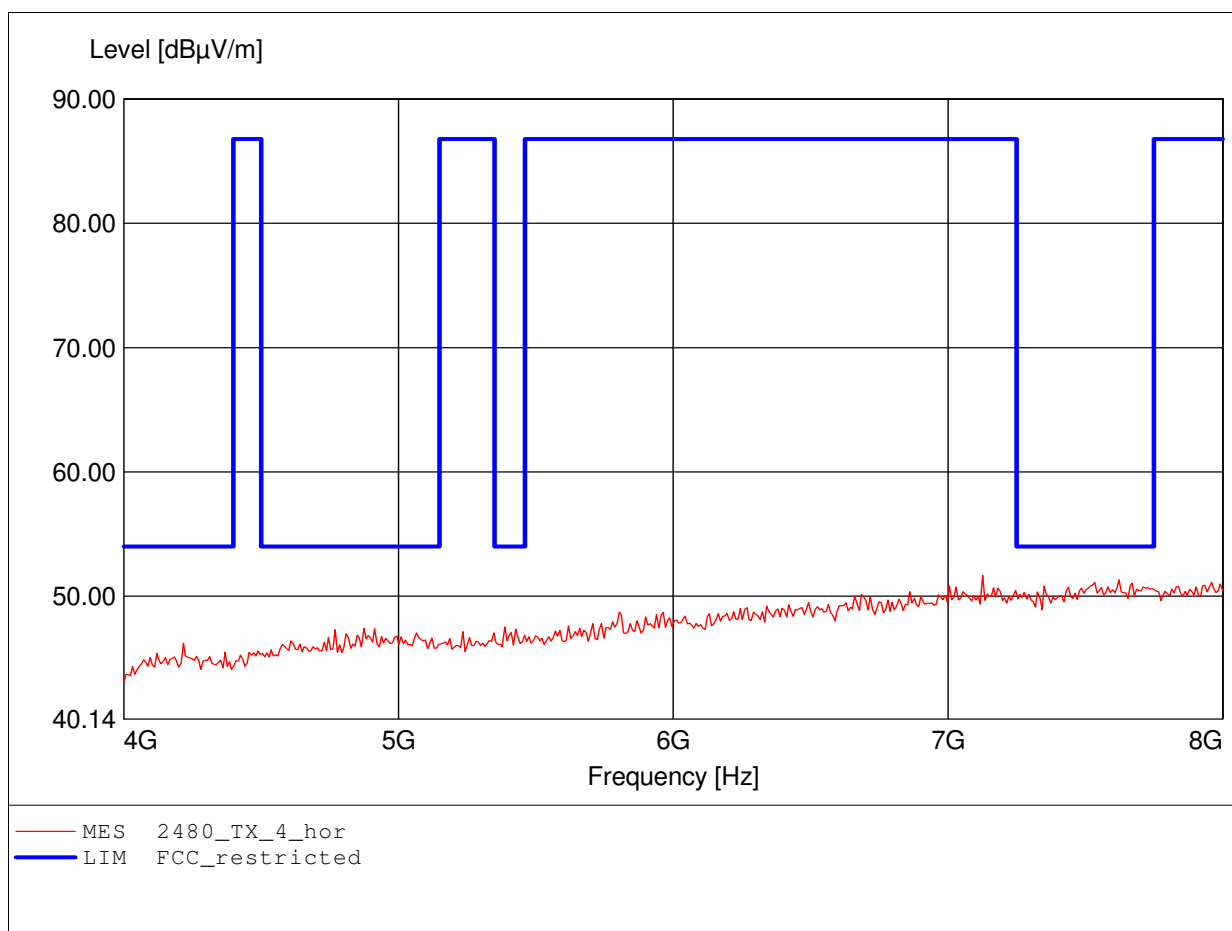
Approval Holder: Polycom Inc. / G0M-1202-1757
EUT / Model: IP Handsfree with Bluetooth / VVX600
Setup: BasicRate / CH: 78 / DH5 / Pmax / Ant: integral / Horizontal
Test Site / Operator: Eurofins Product Service GmbH / Mr. Pudell
Test Condition: Tnom: 24°C / Vnom.: 48.0V DC (power supply)
Test Specification: Freq. / CH: 2480
Comment 1: Dist.: 3m, Ant.: HL 025, ampl.+HP.
Comment 2: Freq: 7.872GHz, Emax: 51.68dBµV/m, RBW: 1MHz



Spurious emissions Field Strength

FCC RULES PART 15, SUBPART C

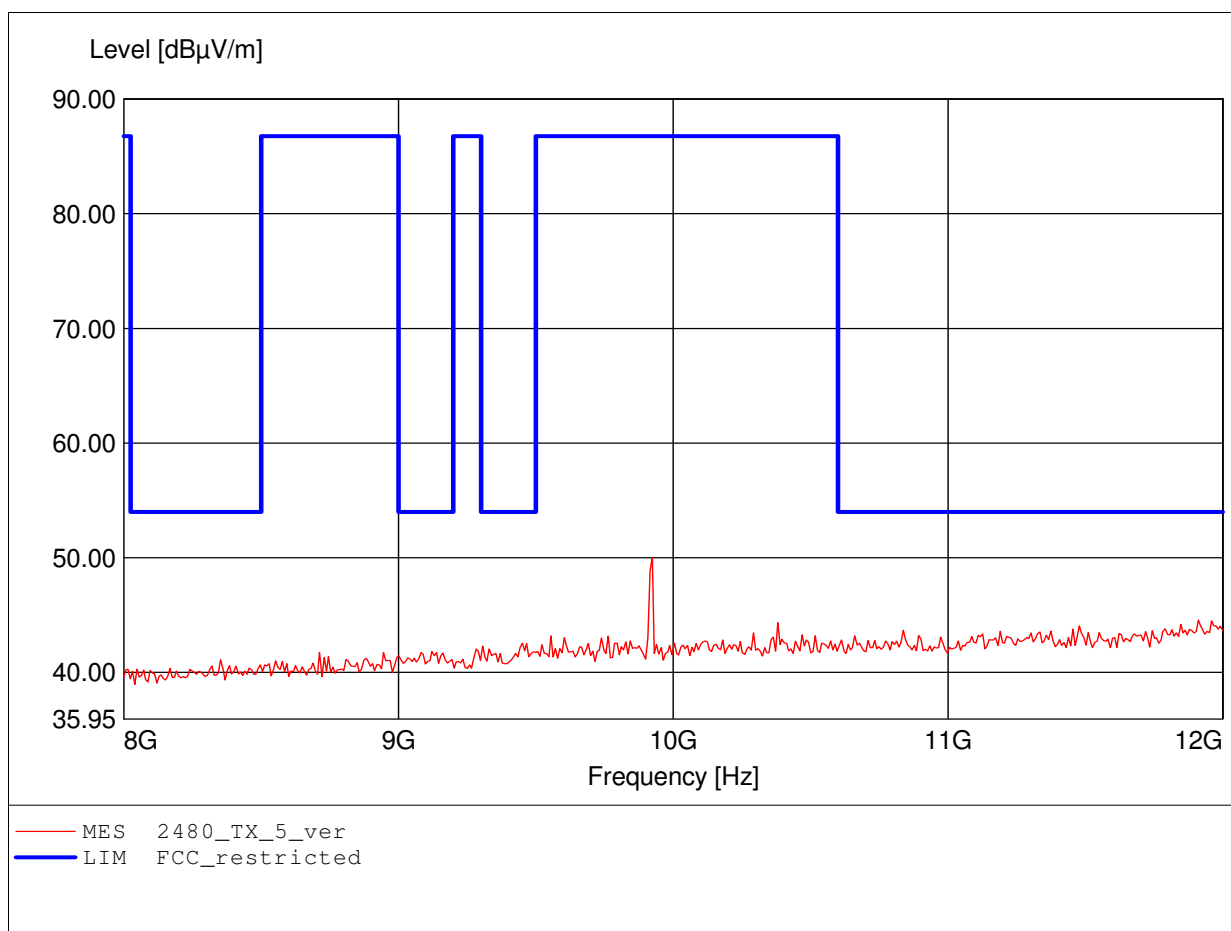
Approval Holder: Polycom Inc. / G0M-1202-1757
EUT / Model: IP Handsfree with Bluetooth / VVX600
Setup: BasicRate / CH: 78 / DH5 / Pmax / Ant: integral / Horizontal
Test Site / Operator: Eurofins Product Service GmbH / Mr. Pudell
Test Condition: Tnom: 24°C / Vnom.: 48.0V DC (power supply)
Test Specification: Freq. / CH: 2480
Comment 1: Dist.: 3m, Ant.: HL 025, ampl.+HP.
Comment 2: Freq: 7.126GHz, Emax: 51.67dBµV/m, RBW: 1MHz



Spurious emissions Field Strength

FCC RULES PART 15, SUBPART C

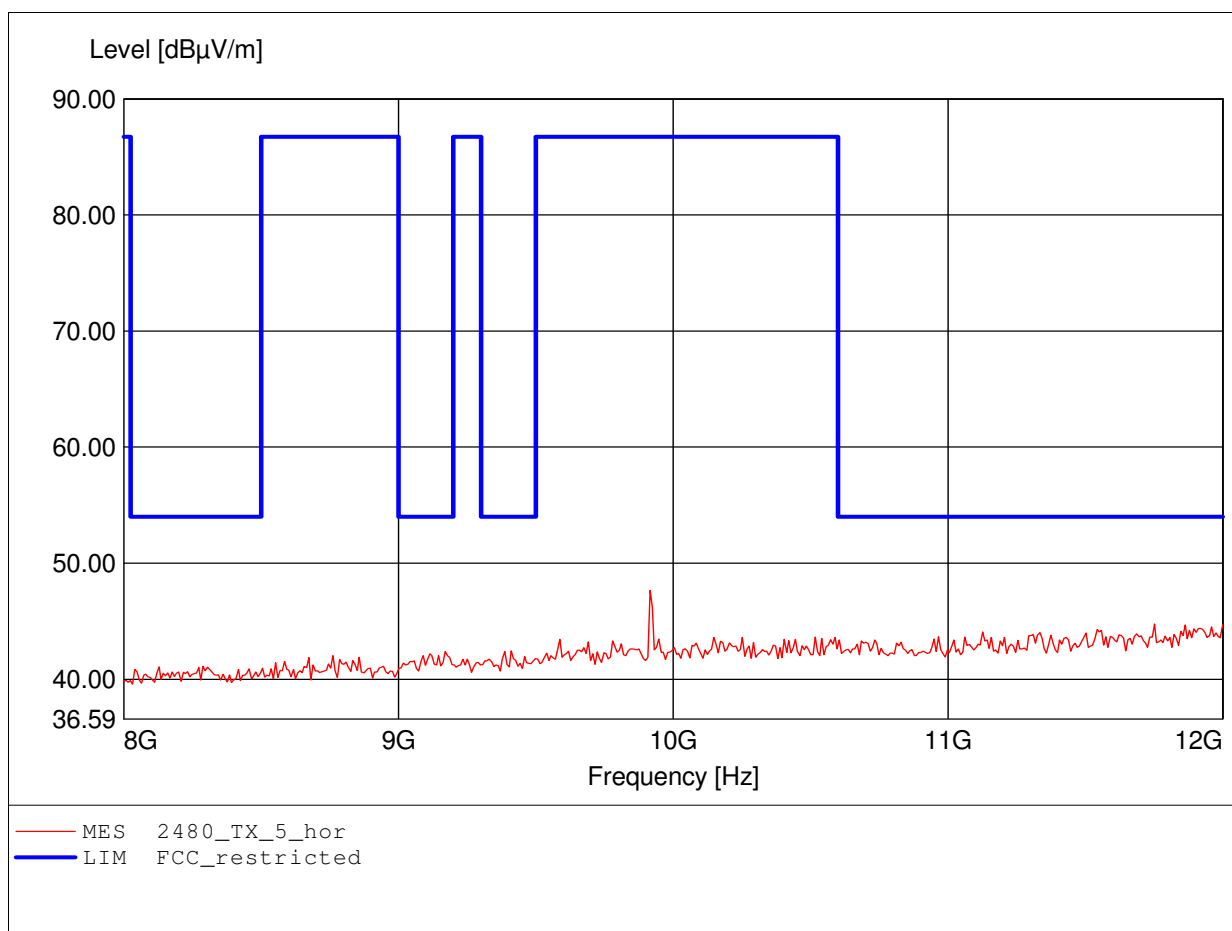
Approval Holder: Polycom Inc. / G0M-1202-1757
EUT / Model: IP Handsfree with Bluetooth / VVX600
Setup: BasicRate / CH: 78 / DH5 / Pmax / Ant: integral / Horizontal
Test Site / Operator: Eurofins Product Service GmbH / Mr. Pudell
Test Condition: Tnom: 24°C / Vnom.: 48.0V DC (power supply)
Test Specification: Freq. / CH: 2480
Comment 1: Dist.: 3m, Ant.: HL 025, ampl.+HP.
Comment 2: Freq: 9.924GHz, Emax: 50.02dBµV/m, RBW: 1MHz



Spurious emissions Field Strength

FCC RULES PART 15, SUBPART C

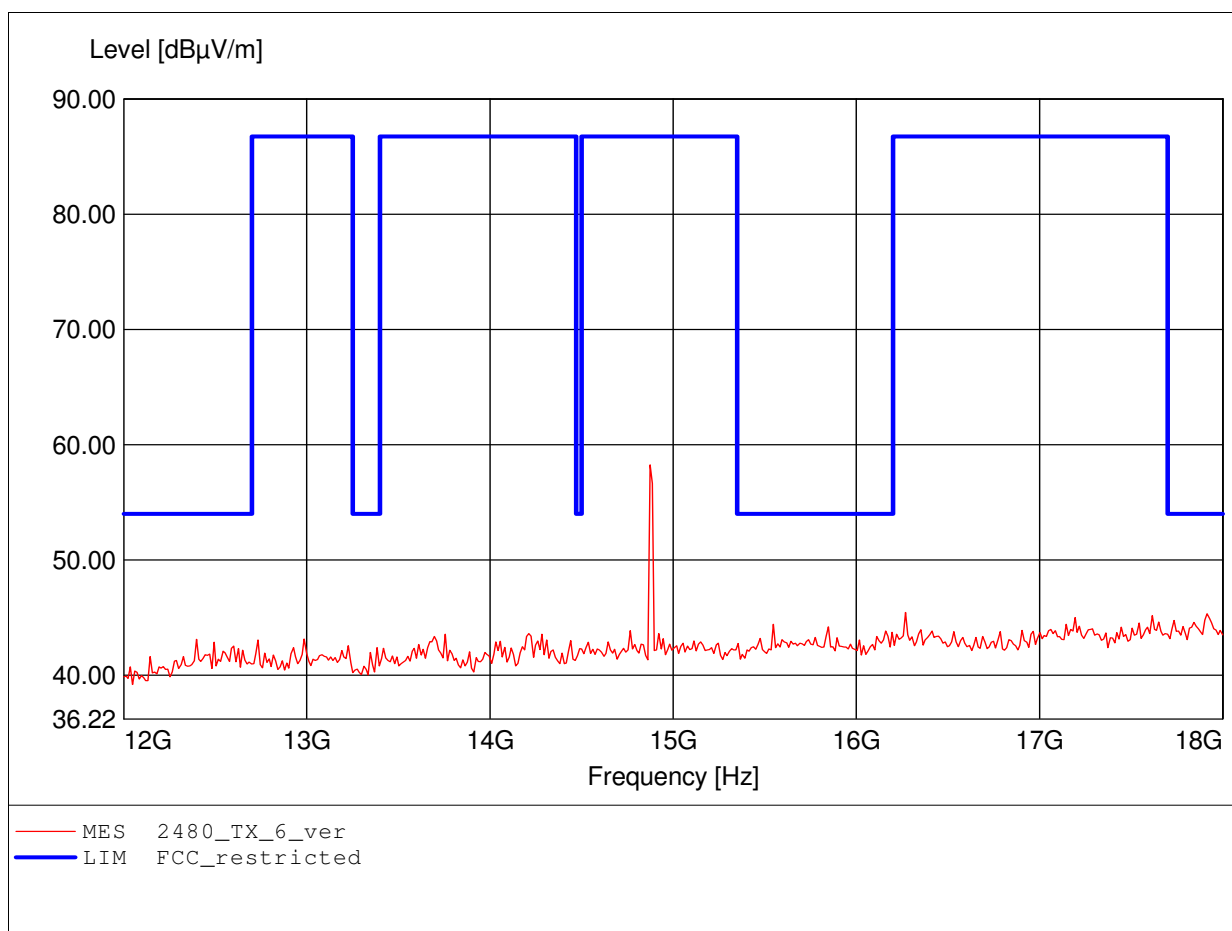
Approval Holder: Polycom Inc. / GOM-1202-1757
EUT / Model: IP Handsfree with Bluetooth / VVX600
Setup: BasicRate / CH: 78 / DH5 / Pmax / Ant: integral / Horizontal
Test Site / Operator: Eurofins Product Service GmbH / Mr. Pudell
Test Condition: Tnom: 24°C / Vnom.: 48.0V DC (power supply)
Test Specification: Freq. / CH: 2480
Comment 1: Dist.: 3m, Ant.: HL 025, ampl.+HP.
Comment 2: Freq: 9.916GHz, Emax: 47.68dBµV/m, RBW: 1MHz



Spurious emissions Field Strength

FCC RULES PART 15, SUBPART C

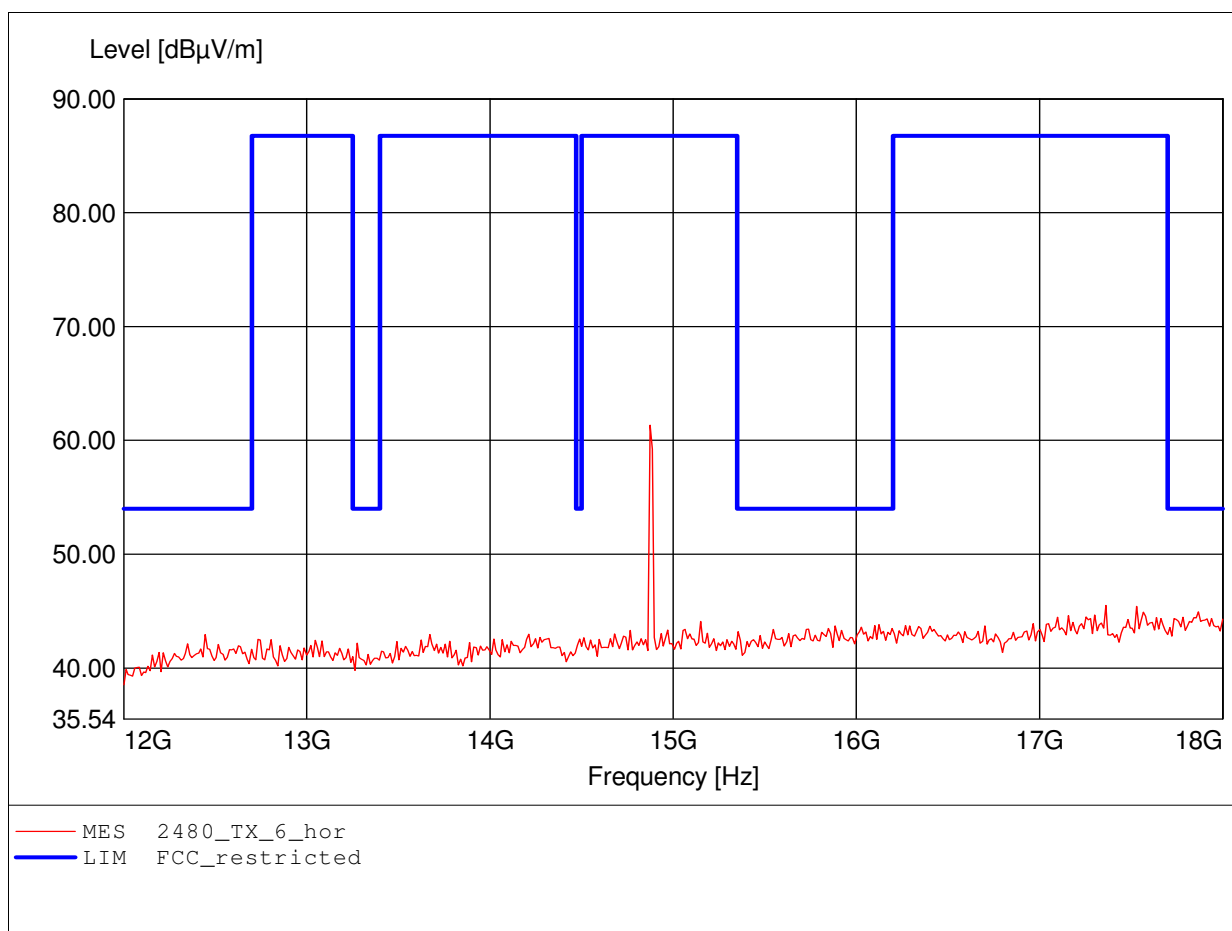
Approval Holder: Polycom Inc. / GOM-1202-1757
EUT / Model: IP Handsfree with Bluetooth / VVX600
Setup: BasicRate / CH: 78 / DH5 / Pmax / Ant: integral / Horizontal
Test Site / Operator: Eurofins Product Service GmbH / Mr. Pudell
Test Condition: Tnom: 24°C / Vnom.: 48.0V DC (power supply)
Test Specification: Freq. / CH: 2480
Comment 1: Dist.: 3m, Ant.: HL 025, ampl.+HP.
Comment 2: Freq: 14.874GHz, Emax: 58.26dBµV/m, RBW: 1MHz



Spurious emissions Field Strength

FCC RULES PART 15, SUBPART C

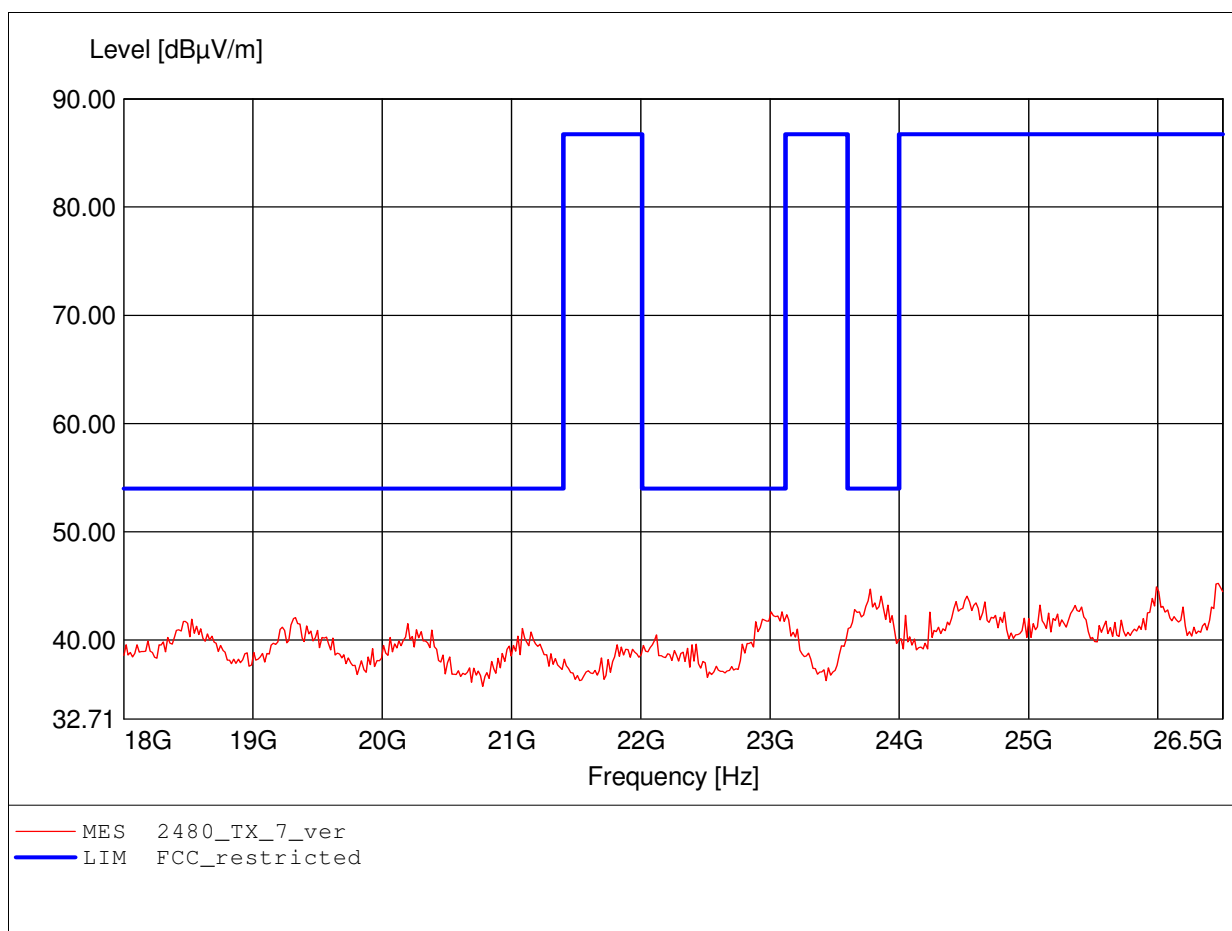
Approval Holder: Polycom Inc. / G0M-1202-1757
EUT / Model: IP Handsfree with Bluetooth / VVX600
Setup: BasicRate / CH: 78 / DH5 / Pmax / Ant: integral / Horizontal
Test Site / Operator: Eurofins Product Service GmbH / Mr. Pudell
Test Condition: Tnom: 24°C / Vnom.: 48.0V DC (power supply)
Test Specification: Freq. / CH: 2480
Comment 1: Dist.: 3m, Ant.: HL 025, ampl.+HP.
Comment 2: Freq: 14.874GHz, Emax: 61.32dBμV/m, RBW: 1MHz



Spurious emissions Field Strength

FCC RULES PART 15, SUBPART C

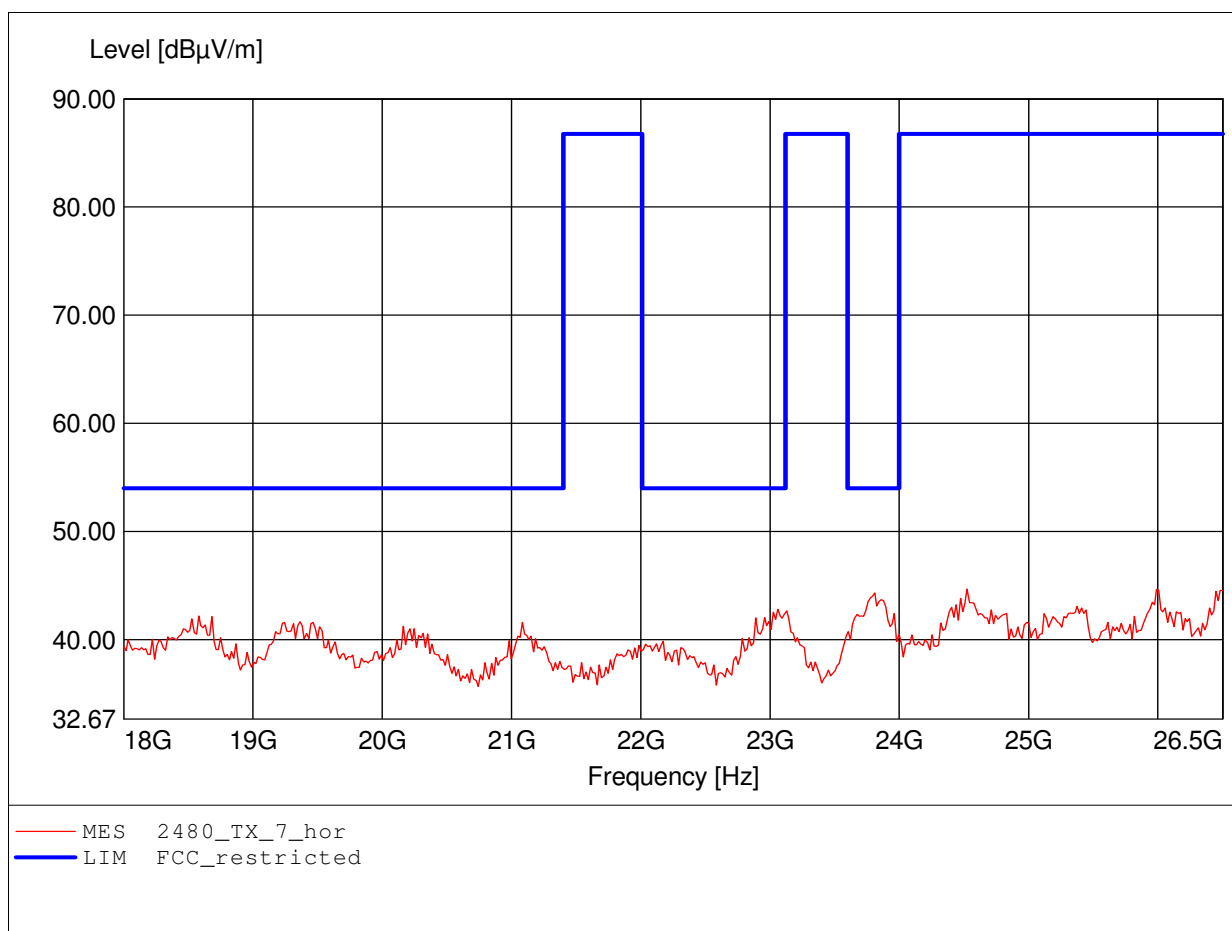
Approval Holder: Polycom Inc. / G0M-1202-1757
EUT / Model: IP Handsfree with Bluetooth / VVX600
Setup: BasicRate / CH: 78 / DH5 / Pmax / Ant: integral / Horizontal
Test Site / Operator: Eurofins Product Service GmbH / Mr. Pudell
Test Condition: Tnom: 24°C / Vnom.: 48.0V DC (power supply)
Test Specification: Freq. / CH: 2480
Comment 1: Dist.: 3m, Ant.: HL025, amplif.
Comment 2: Freq: 26.466GHz, Emax: 45.25dBµV/m, RBW: 1MHz



Spurious emissions Field Strength

FCC RULES PART 15, SUBPART C

Approval Holder: Polycom Inc. / GOM-1202-1757
EUT / Model: IP Handsfree with Bluetooth / VVX600
Setup: BasicRate / CH: 78 / DH5 / Pmax / Ant: integral / Horizontal
Test Site / Operator: Eurofins Product Service GmbH / Mr. Pudell
Test Condition: Tnom: 24°C / Vnom.: 48.0V DC (power supply)
Test Specification: Freq. / CH: 2480
Comment 1: Dist.: 3m, Ant.: HL025, amplif.
Comment 2: Freq: 24.524GHz, Emax: 44.67dBµV/m, RBW: 1MHz



ANNEX B Receiver radiated spurious emissions

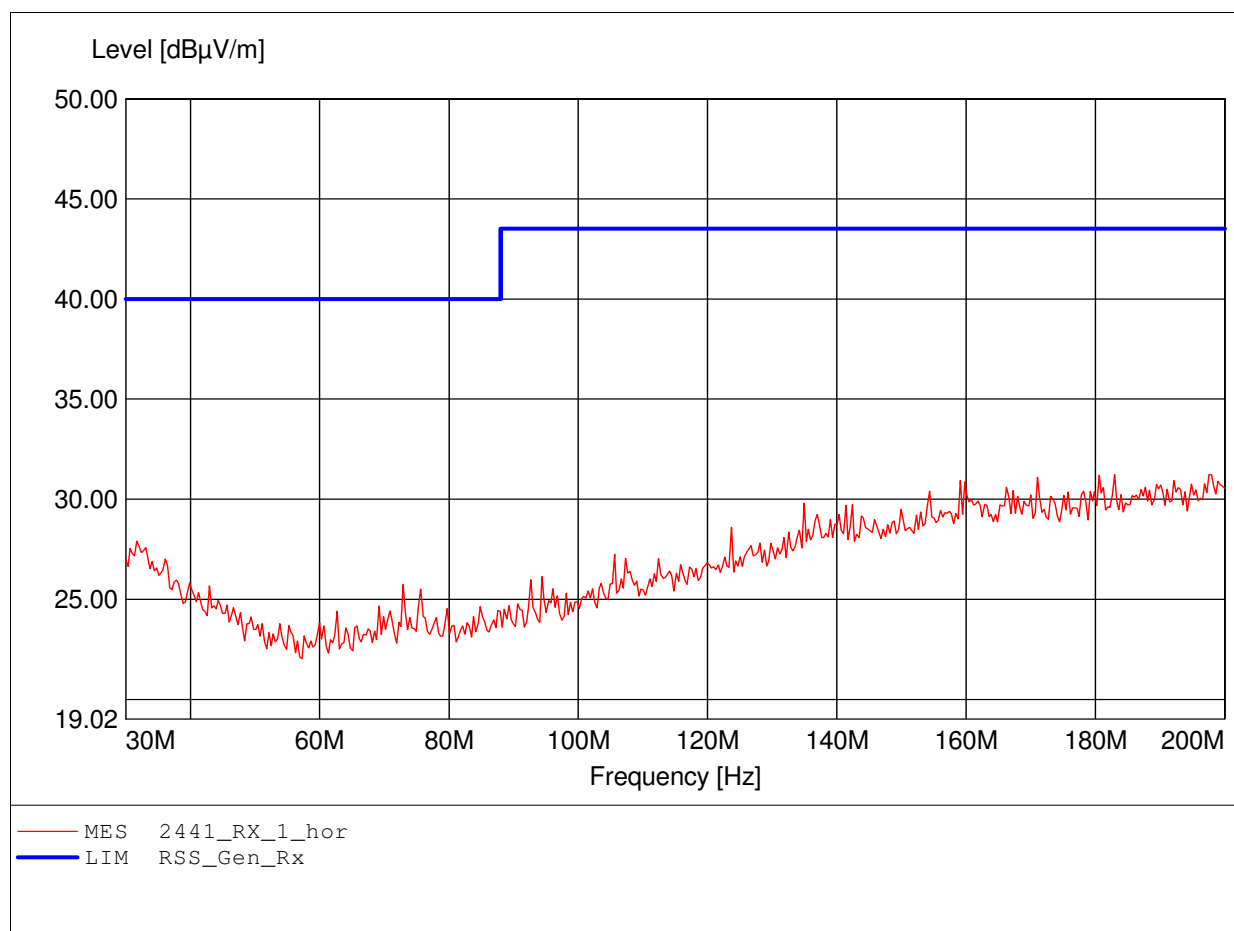
Test Report No.: G0M-1202-1757-TFC247B-V01

Eurofins Product Service GmbH
Storkower Str. 38c, D-15526 Reichenwalde, Germany

Field Strength under normal conditions

Standards Industry Canada, RSS-GEN

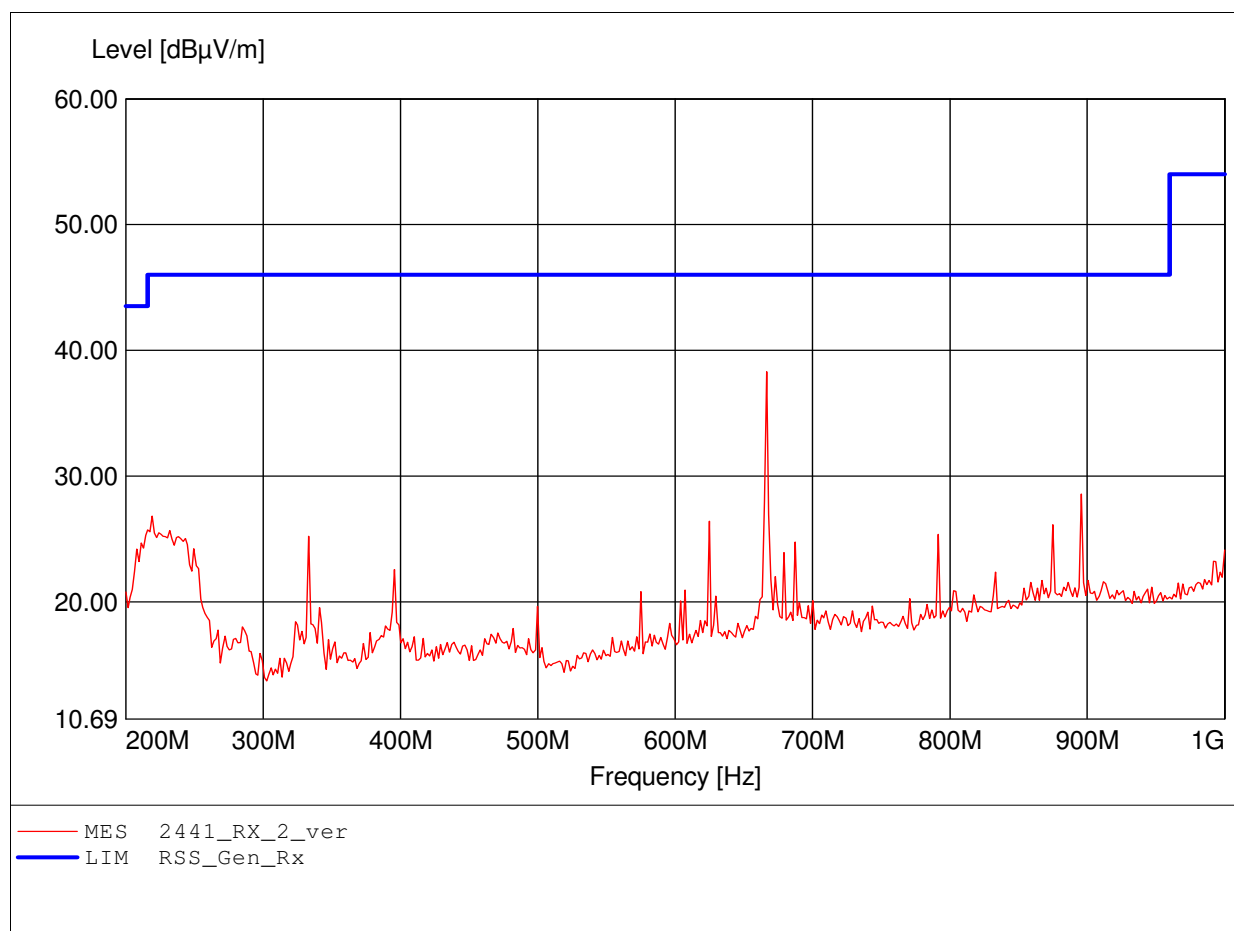
Approval Holder: Polycom Inc. / G0M-1202-1757
EUT / Model: IP Handsfree with Bluetooth / VVX600
Setup: BasicRate / CH: 39 / RX_Idle / Ant: integral / Horizontal
Test Site / Operator: Eurofins Product Service GmbH / Mr. Pudell
Test Condition: Tnom: 24°C / Vnom.: 48.0V DC (power supply)
Test Specification: Freq. / CH: 2441
Comment 1: Dist.: 3m, Ant.: HK 116
Comment 2: Freq:182.966MHz Emax:31.24dBμV/m RBW: 100 kHz



Field Strength under normal conditions

Standards Industry Canada, RSS-GEN

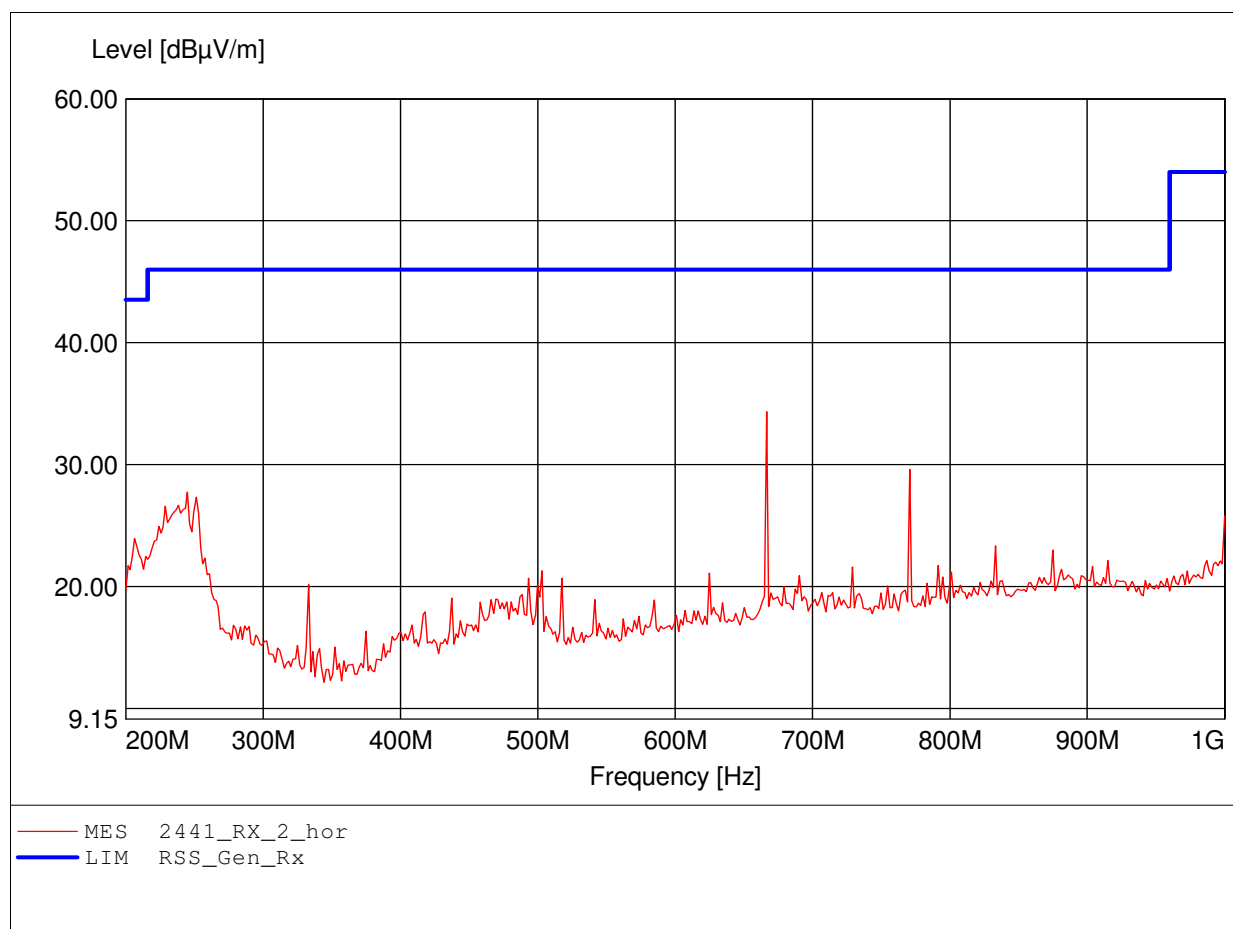
Approval Holder: Polycom Inc. / G0M-1202-1757
EUT / Model: IP Handsfree with Bluetooth / VVX600
Setup: BasicRate / CH: 39 / RX_Idle / Ant: integral / Horizontal
Test Site / Operator: Eurofins Product Service GmbH / Mr. Pudell
Test Condition: Tnom: 24°C / Vnom.: 48.0V DC (power supply)
Test Specification: Freq. / CH: 2441
Comment 1: Dist.: 3m, Ant.: HL 223, ampl.
Comment 2: Freq:666.533MHz Emax:38.29dBμV/m RBW: 100 kHz



Field Strength under normal conditions

Standards Industry Canada, RSS-GEN

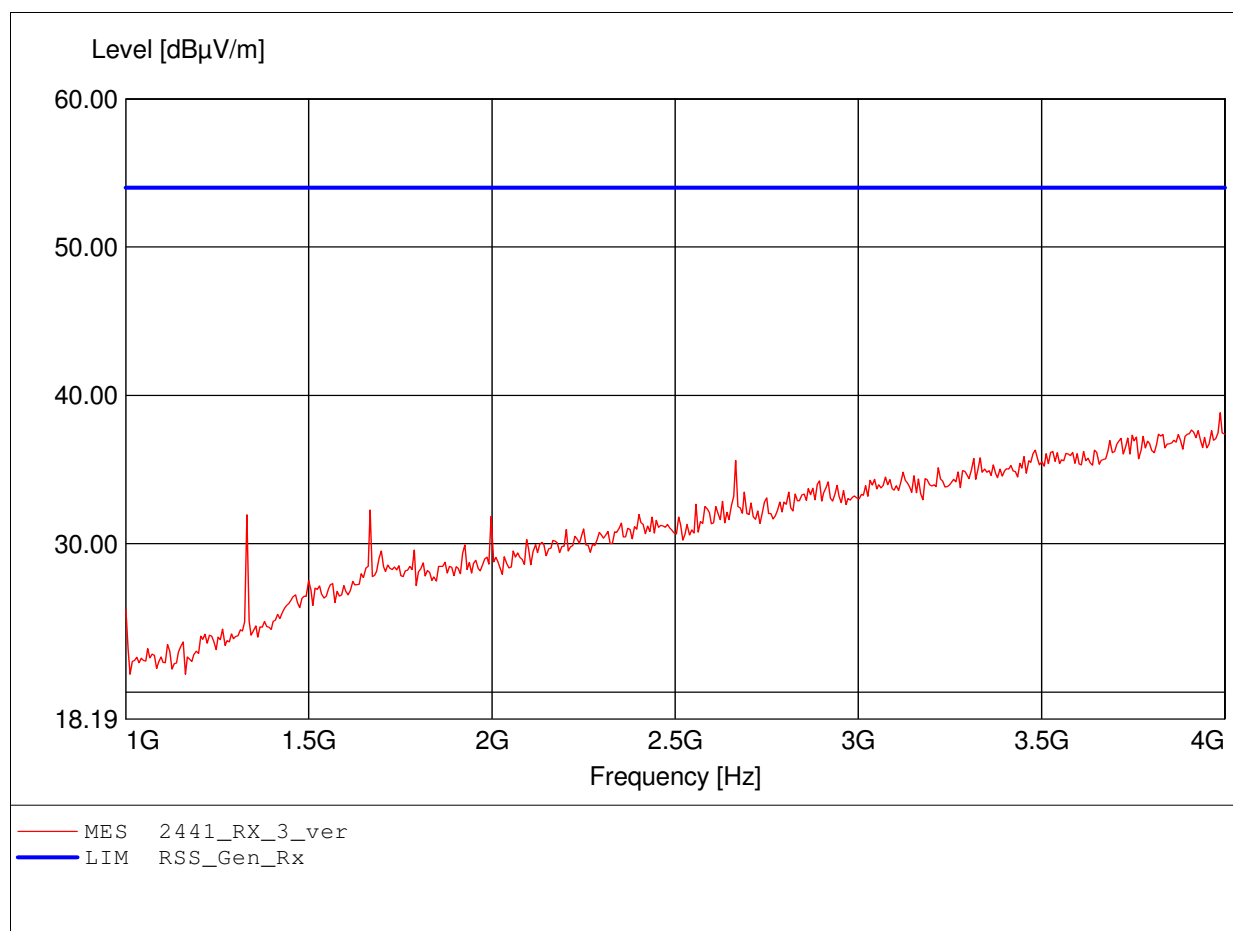
Approval Holder: Polycom Inc. / G0M-1202-1757
EUT / Model: IP Handsfree with Bluetooth / VVX600
Setup: BasicRate / CH: 39 / RX_Idle / Ant: integral / Horizontal
Test Site / Operator: Eurofins Product Service GmbH / Mr. Pudell
Test Condition: Tnom: 24°C / Vnom.: 48.0V DC (power supply)
Test Specification: Freq. / CH: 2441
Comment 1: Dist.: 3m, Ant.: HL 223, ampl.
Comment 2: Freq:666.533MHz Emax:34.33dBμV/m RBW: 100 kHz



Field Strength under normal conditions

Standards Industry Canada, RSS-GEN

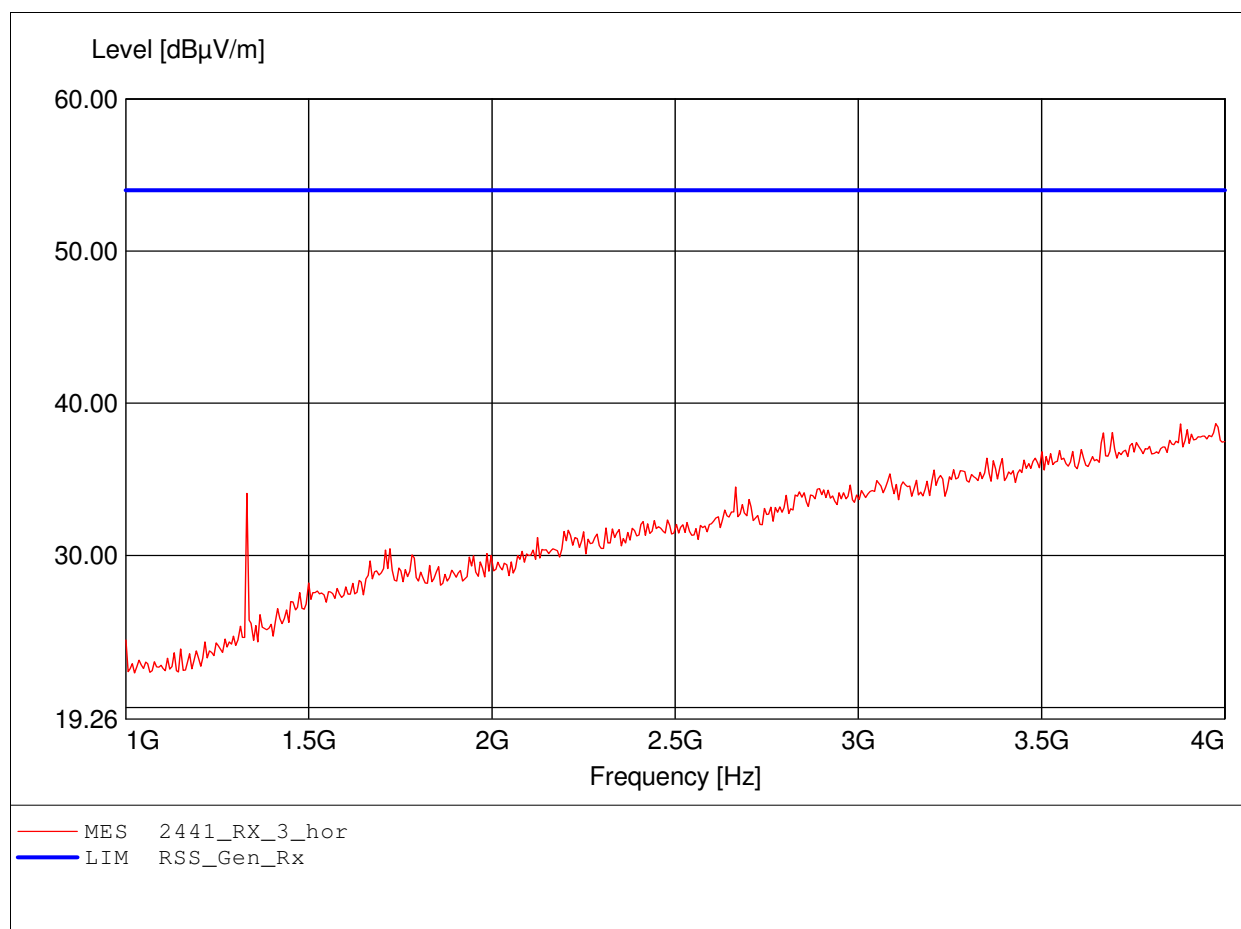
Approval Holder: Polycom Inc. / G0M-1202-1757
EUT / Model: IP Handsfree with Bluetooth / VVX600
Setup: BasicRate / CH: 39 / RX_Idle / Ant: integral / Horizontal
Test Site / Operator: Eurofins Product Service GmbH / Mr. Pudell
Test Condition: Tnom: 24°C / Vnom.: 48.0V DC (power supply)
Test Specification: Freq. / CH: 2441
Comment 1: Dist.: 3m, Ant.: HL 025, ampl.
Comment 2: Freq:3.988GHz Emax:38.84dBμV/m RBW: 1 MHz



Field Strength under normal conditions

Standards Industry Canada, RSS-GEN

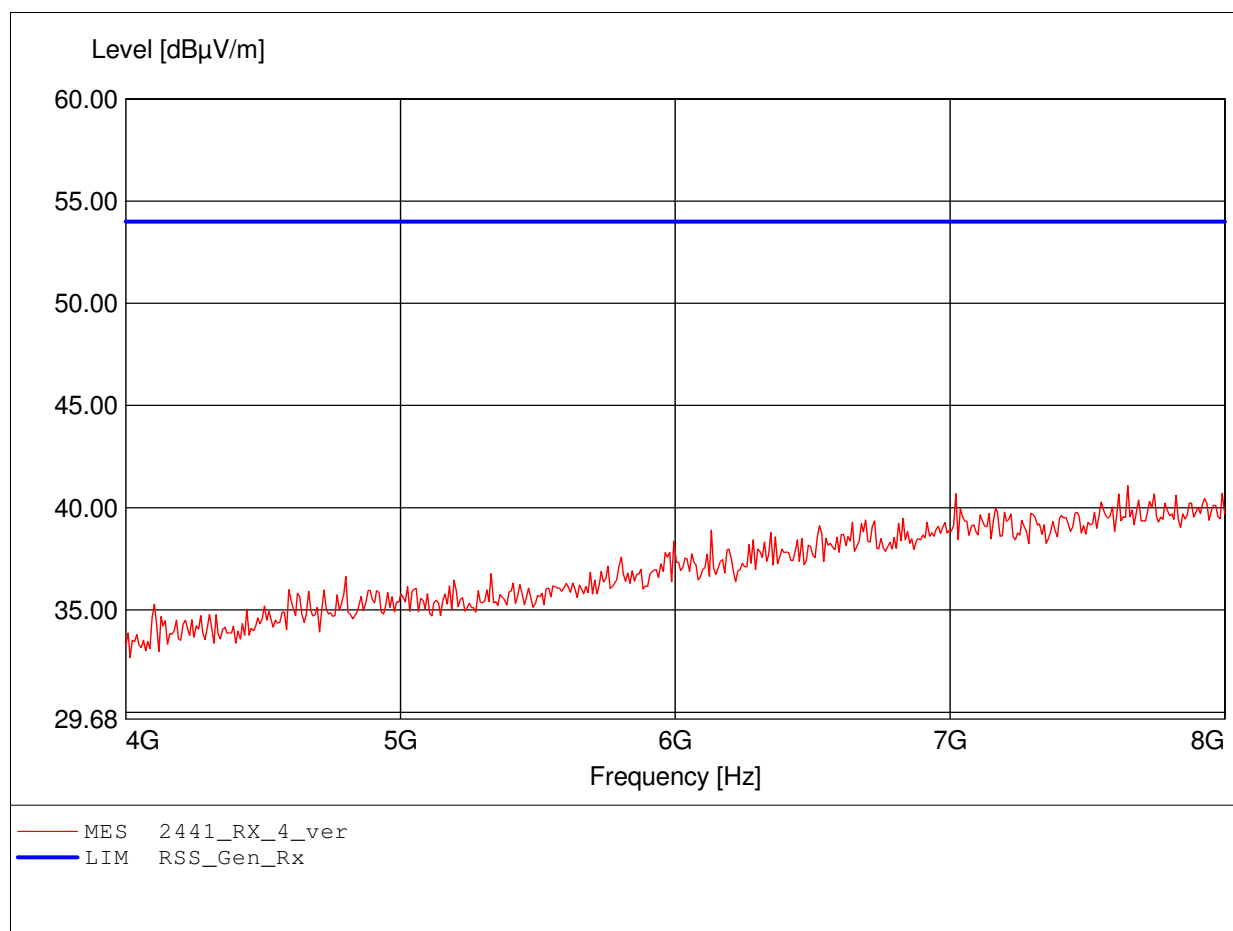
Approval Holder: Polycom Inc. / G0M-1202-1757
EUT / Model: IP Handsfree with Bluetooth / VVX600
Setup: BasicRate / CH: 39 / RX_Idle / Ant: integral / Horizontal
Test Site / Operator: Eurofins Product Service GmbH / Mr. Pudell
Test Condition: Tnom: 24°C / Vnom.: 48.0V DC (power supply)
Test Specification: Freq. / CH: 2441
Comment 1: Dist.: 3m, Ant.: HL 025, ampl.
Comment 2: Freq:3.976GHz Emax:38.66dBµV/m RBW: 1 MHz



Field Strength under normal conditions

Standards Industry Canada, RSS-GEN

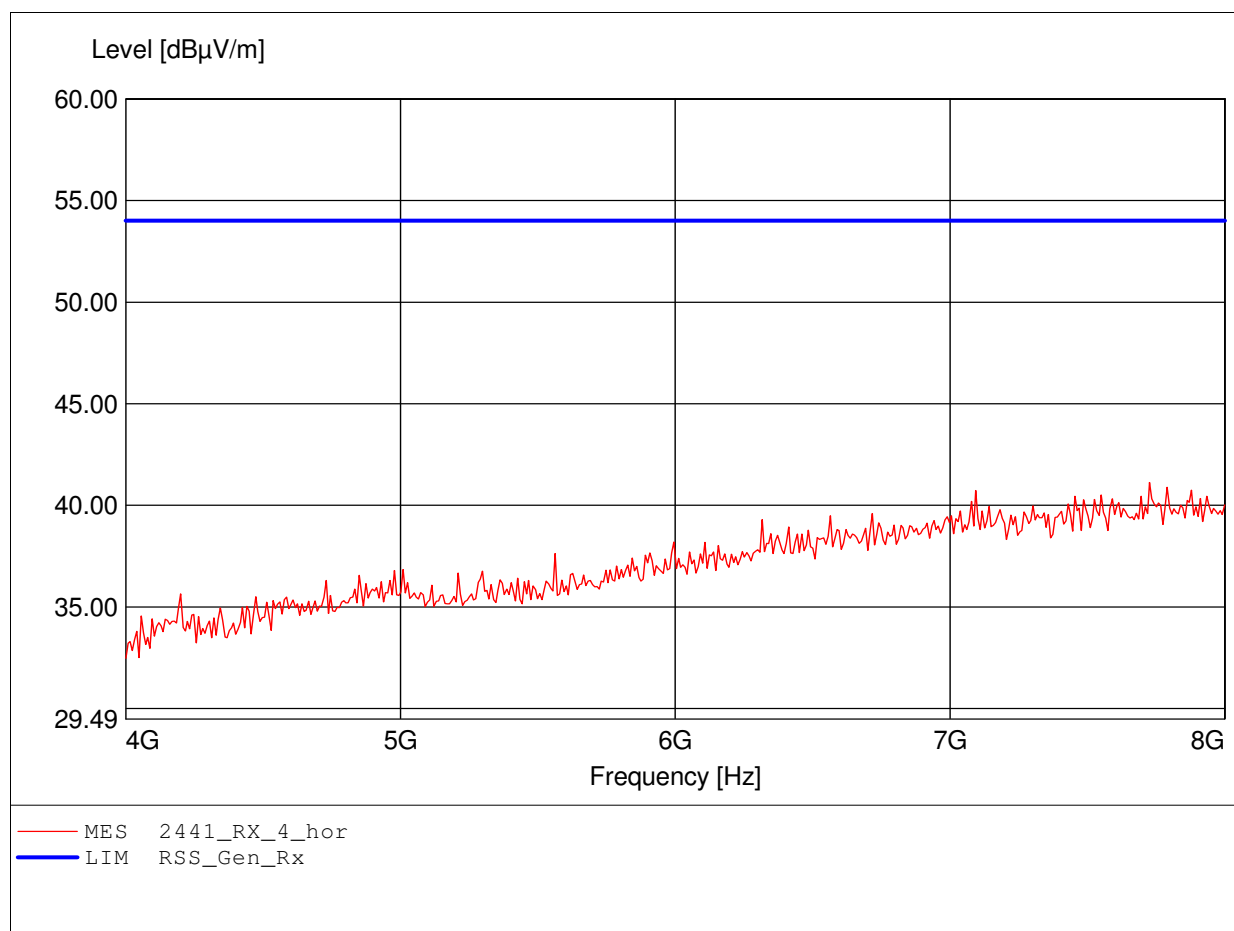
Approval Holder: Polycom Inc. / G0M-1202-1757
EUT / Model: IP Handsfree with Bluetooth / VVX600
Setup: BasicRate / CH: 39 / RX_Idle / Ant: integral / Horizontal
Test Site / Operator: Eurofins Product Service GmbH / Mr. Pudell
Test Condition: Tnom: 24°C / Vnom.: 48.0V DC (power supply)
Test Specification: Freq. / CH: 2441
Comment 1: Dist.: 3m, Ant.: HL 025, ampl.
Comment 2: Freq:7.647GHz Emax:41.08dBµV/m RBW: 1 MHz



Field Strength under normal conditions

Standards Industry Canada, RSS-GEN

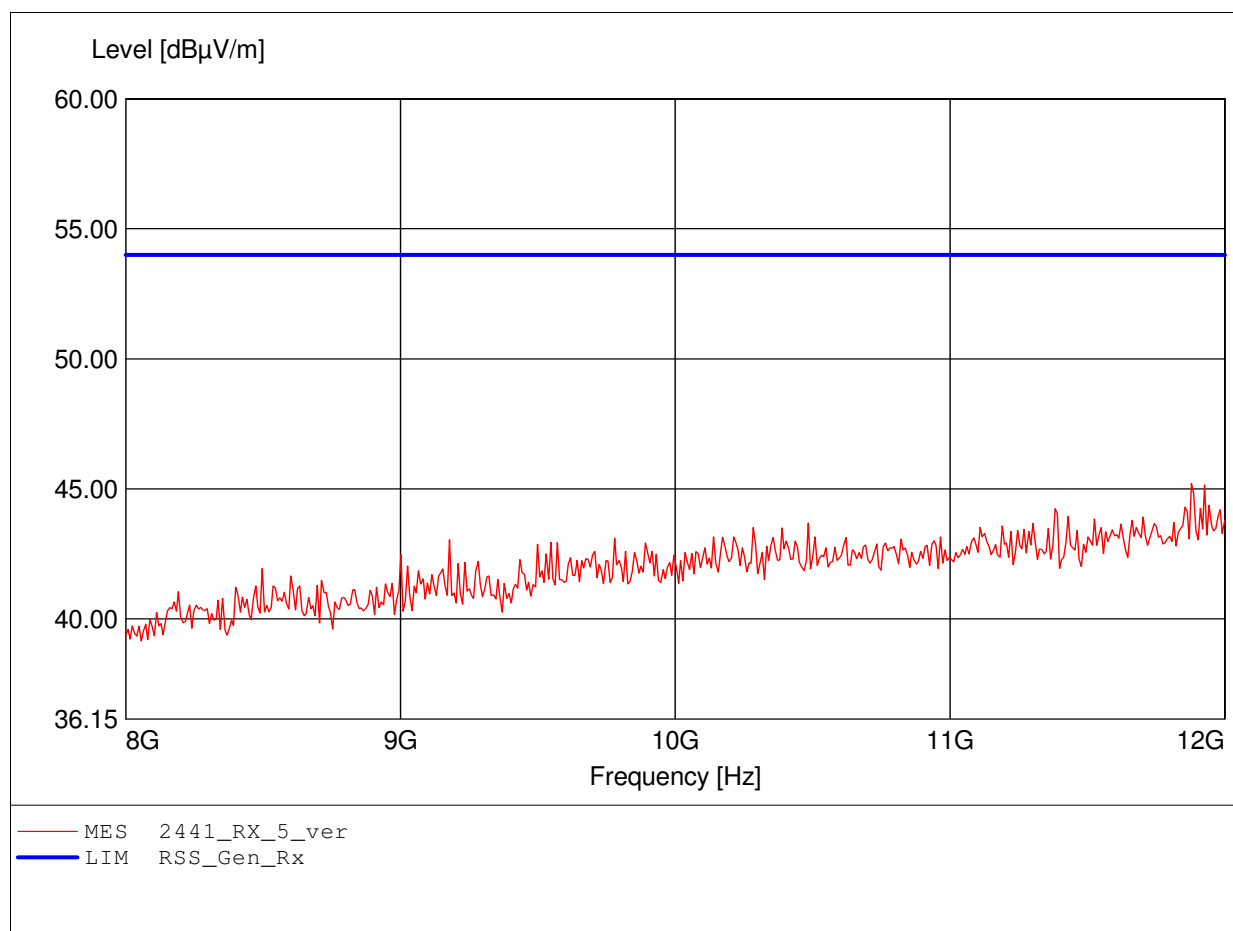
Approval Holder: Polycom Inc. / G0M-1202-1757
EUT / Model: IP Handsfree with Bluetooth / VVX600
Setup: BasicRate / CH: 39 / RX_Idle / Ant: integral / Horizontal
Test Site / Operator: Eurofins Product Service GmbH / Mr. Pudell
Test Condition: Tnom: 24°C / Vnom.: 48.0V DC (power supply)
Test Specification: Freq. / CH: 2441
Comment 1: Dist.: 3m, Ant.: HL 025, ampl.
Comment 2: Freq:7.727GHz Emax:41.12dBµV/m RBW: 1 MHz



Field Strength under normal conditions

Standards Industry Canada, RSS-GEN

Approval Holder: Polycom Inc. / G0M-1202-1757
EUT / Model: IP Handsfree with Bluetooth / VVX600
Setup: BasicRate / CH: 39 / RX_Idle / Ant: integral / Horizontal
Test Site / Operator: Eurofins Product Service GmbH / Mr. Pudell
Test Condition: Tnom: 24°C / Vnom.: 48.0V DC (power supply)
Test Specification: Freq. / CH: 2441
Comment 1: Dist.: 3m, Ant.: HL 025, ampl.
Comment 2: Freq:11.880GHz Emax:45.21dBµV/m RBW: 1 MHz



Field Strength under normal conditions

Standards Industry Canada, RSS-GEN

Approval Holder: Polycom Inc. / G0M-1202-1757
EUT / Model: IP Handsfree with Bluetooth / VVX600
Setup: BasicRate / CH: 39 / RX_Idle / Ant: integral / Horizontal
Test Site / Operator: Eurofins Product Service GmbH / Mr. Pudell
Test Condition: Tnom: 24°C / Vnom.: 48.0V DC (power supply)
Test Specification: Freq. / CH: 2441
Comment 1: Dist.: 3m, Ant.: HL 025, ampl.
Comment 2: Freq:11.904GHz Emax:44.31dBµV/m RBW: 1 MHz

