



**上海增信电子有限公司**  
Signal Plus Technology Co., Ltd.

**规格承认书**  
SPECIFICATION FOR APPROVAL

日期  
DATE: 2023.04.04

版本  
REV.: B

客户  
CUSTOMER: \_\_\_\_\_

客户料号  
CUSTOMER P/N: \_\_\_\_\_

品名  
PART NAME: Internal PCB antenna 2.4G&5GHz 3dBi 1.37 white Low Loss Cable  
L=130mm With RF CONN

供方料号  
SUPPLIER P/N: 6289F00003

送样日期Date: \_\_\_\_\_ 送样数量Q'TY: \_\_\_\_\_ Pcs

客户确认CUSTOMER APPROVED BY		
核准 Approved by	审核 Checked by	确认 Confirmed by

供方确认SUPPLIER SIGNATURE		
核准 Approved by	审核 Checked by	拟制 Prepared by
Andy		Cindy



ZX-QT-RD-0011-A1

Add:上海市徐汇区桂箐路69号30栋603室 Tel:021-54266190 Fax:021-54266191

## Revision History

Revision	Note	Date
A	New Issue	2023.03.15
B	Customer requirements on the length of the cable.	2023.04.04

## Antenna Solution



# Data Preview

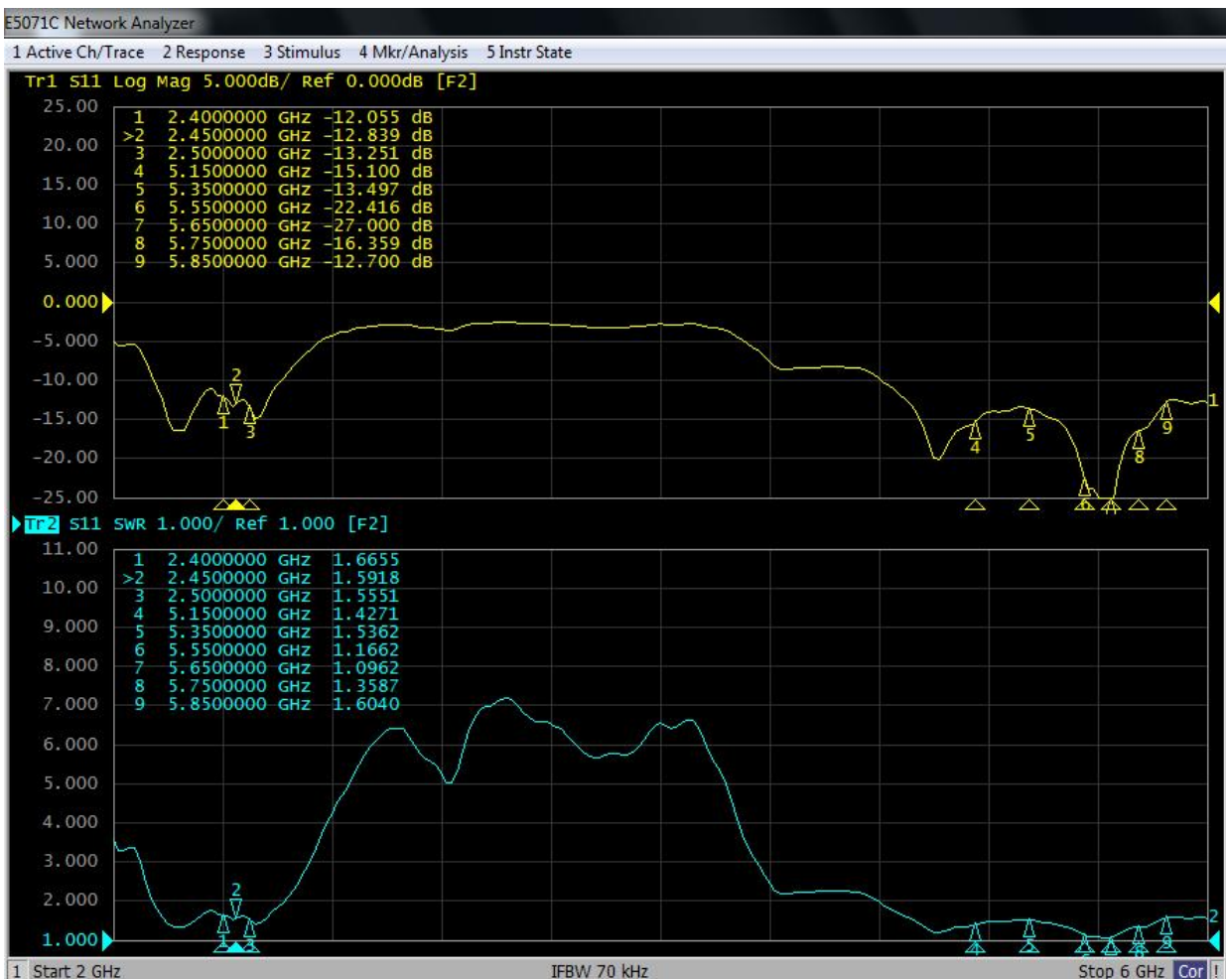
2.4&5G-2:

Freq.(MHz)	2400	2450	2500	5150	5350	5450	5550	5750	5850
VSWR	1.66	1.59	1.56	1.43	1.53	1.50	1.17	1.36	1.6
Gain(dBi)	3.02	3.13	3.09	2.93	3.12	3.04	3.15	2.94	2.95
Eff.%	81.90%	81.70%	80.50%	80.40%	81.40%	82.10%	82.70%	80.70%	80.20%

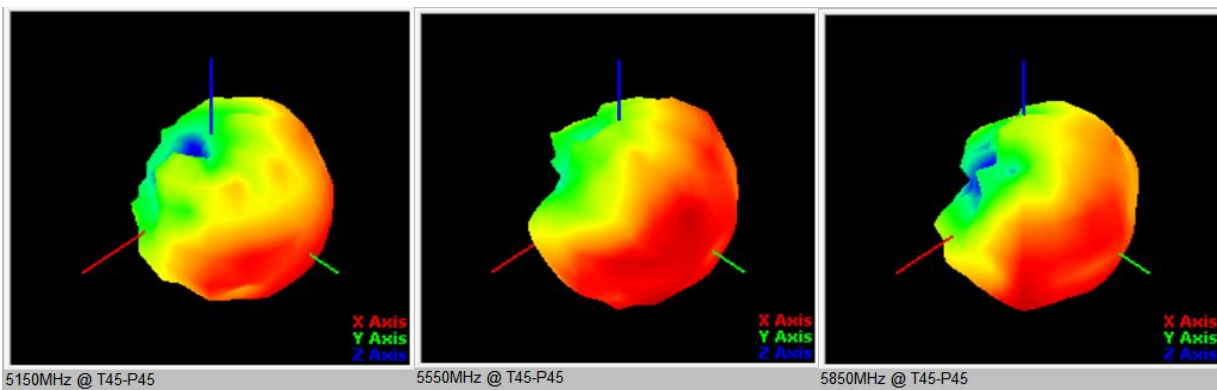
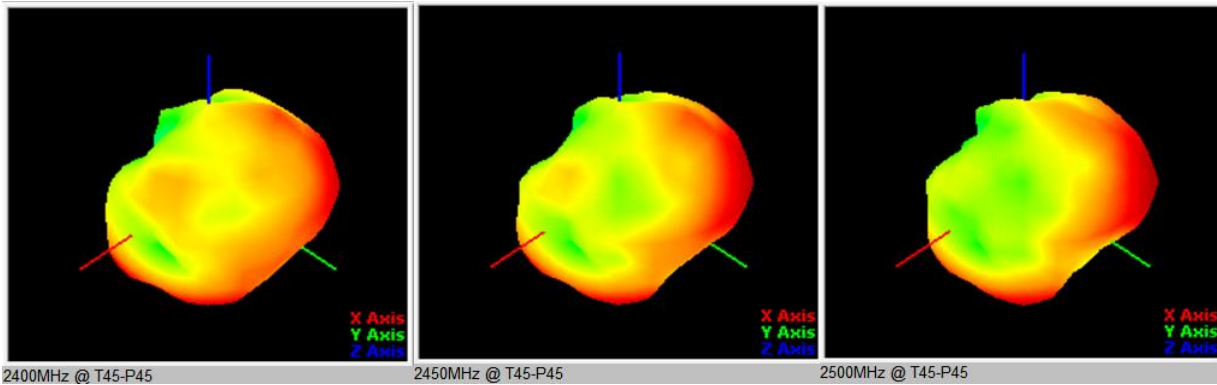
S21-Ant1,Ant2

Freq.(MHz)	2400	2450	2500	5150	5350	5450	5550	5750	5850
Isolation(dB)	-26.6	-24.6	-27.3	-36.7	-39.1	-49.6	-54.2	-57.4	-50.1

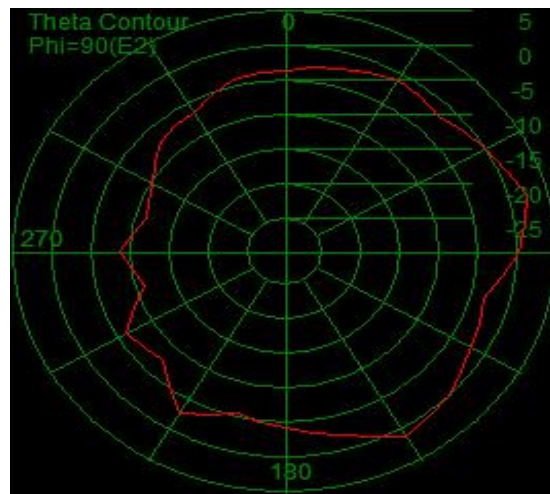
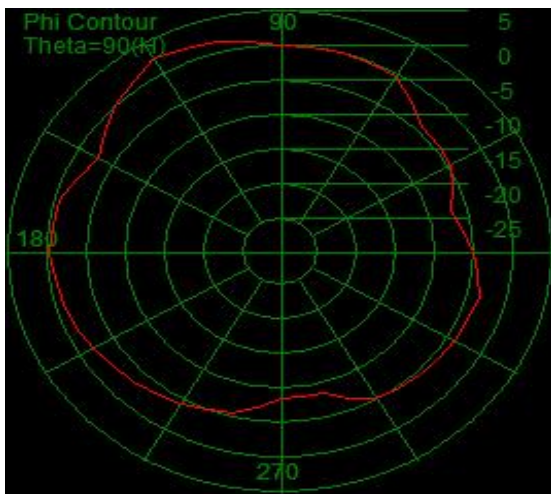
S11(2.4G&5G-Ant2)



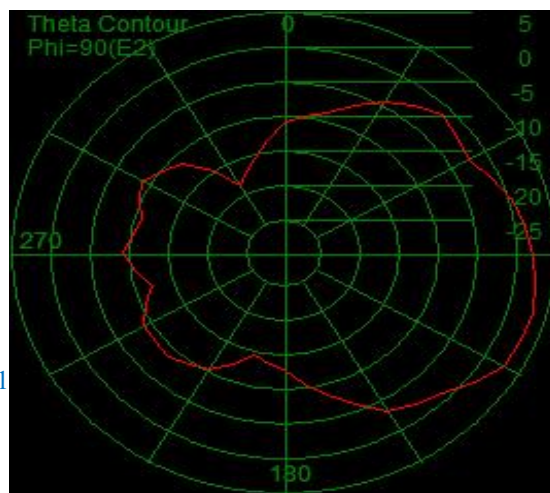
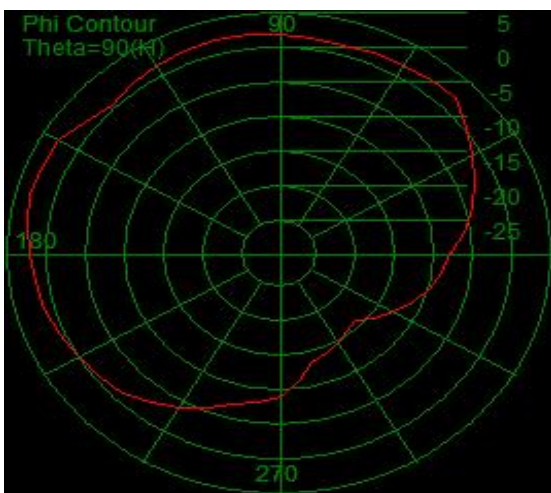
### Radiation patterns:3D



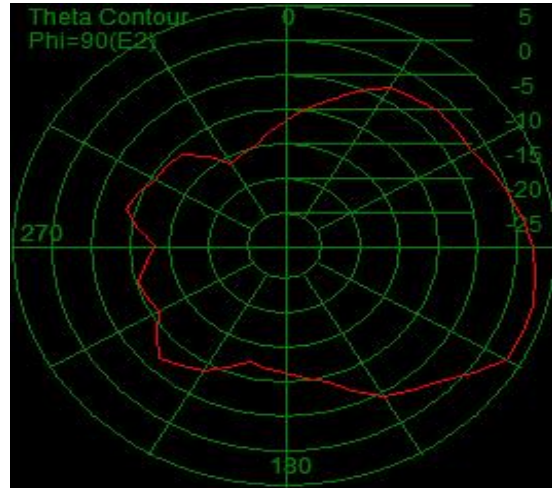
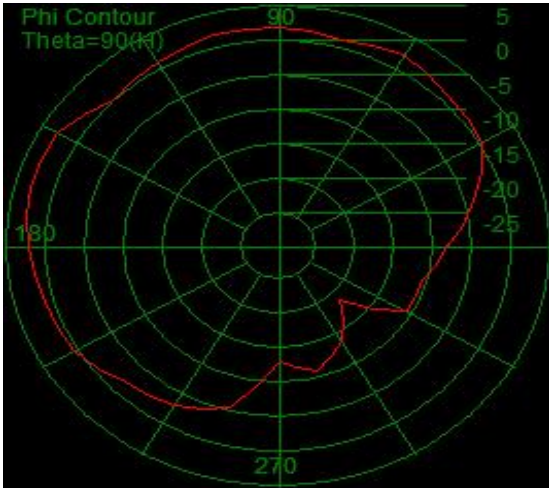
### Radiation patterns:2D :2450MHz



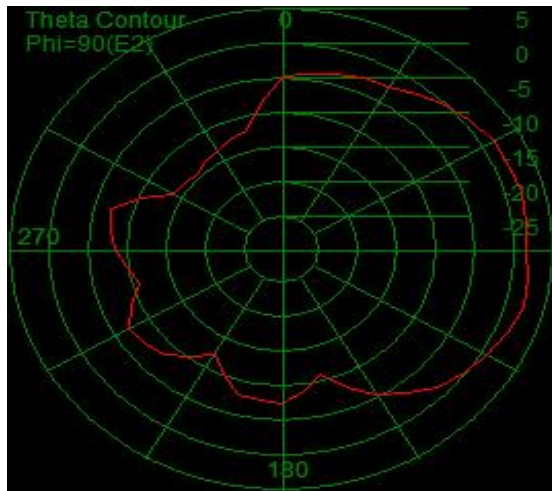
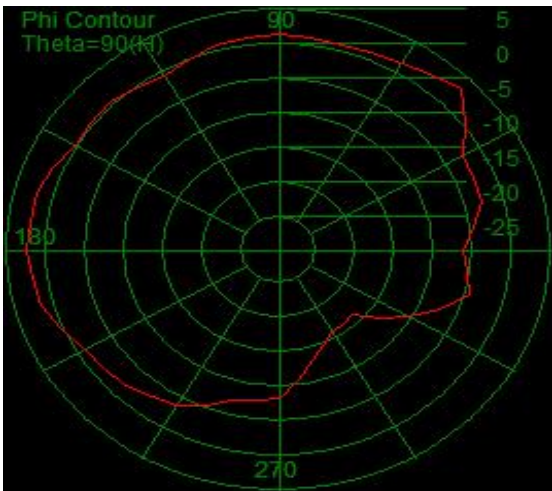
### Radiation patterns:2D :5150MHz



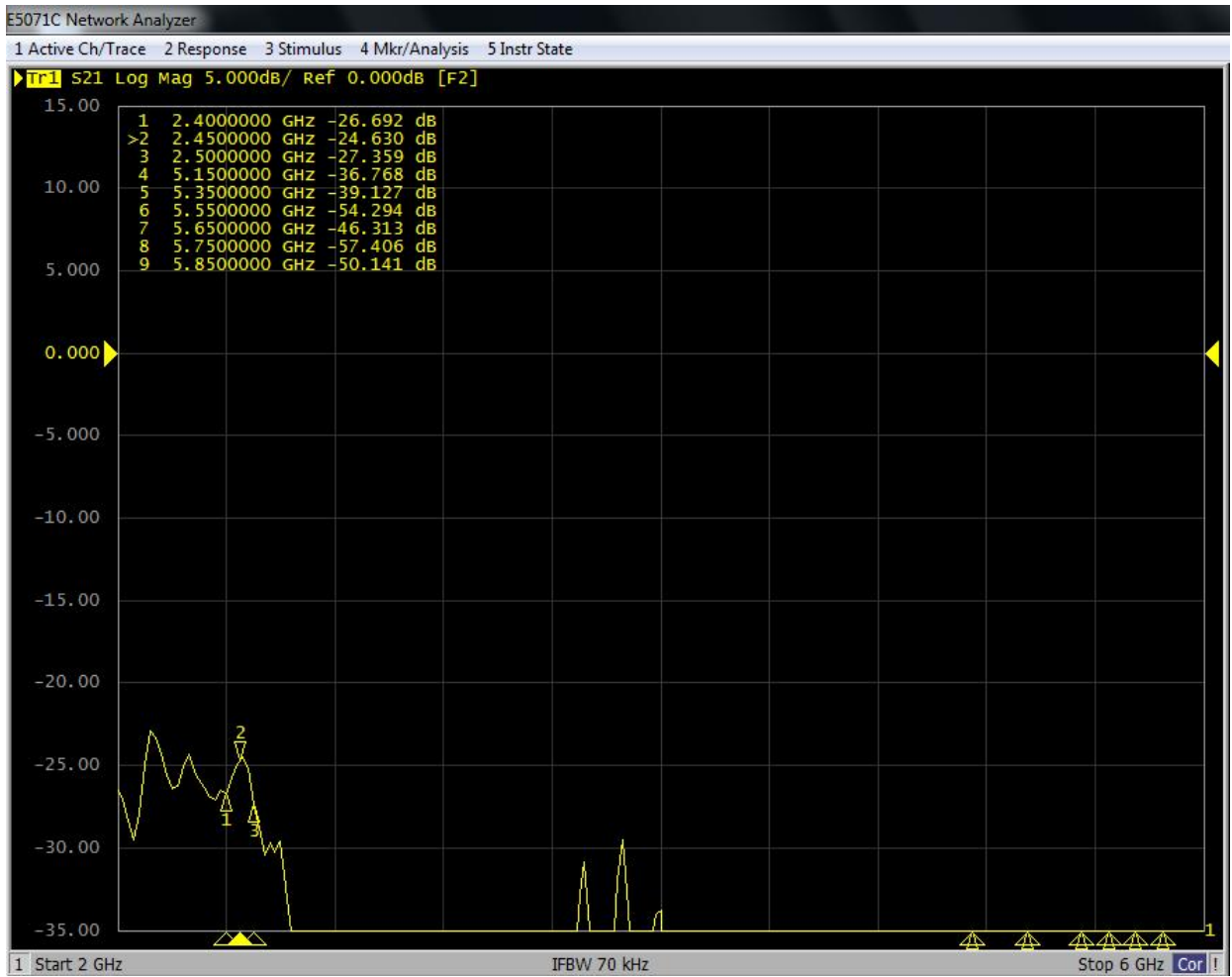
Radiation patterns:2D :5550MHz



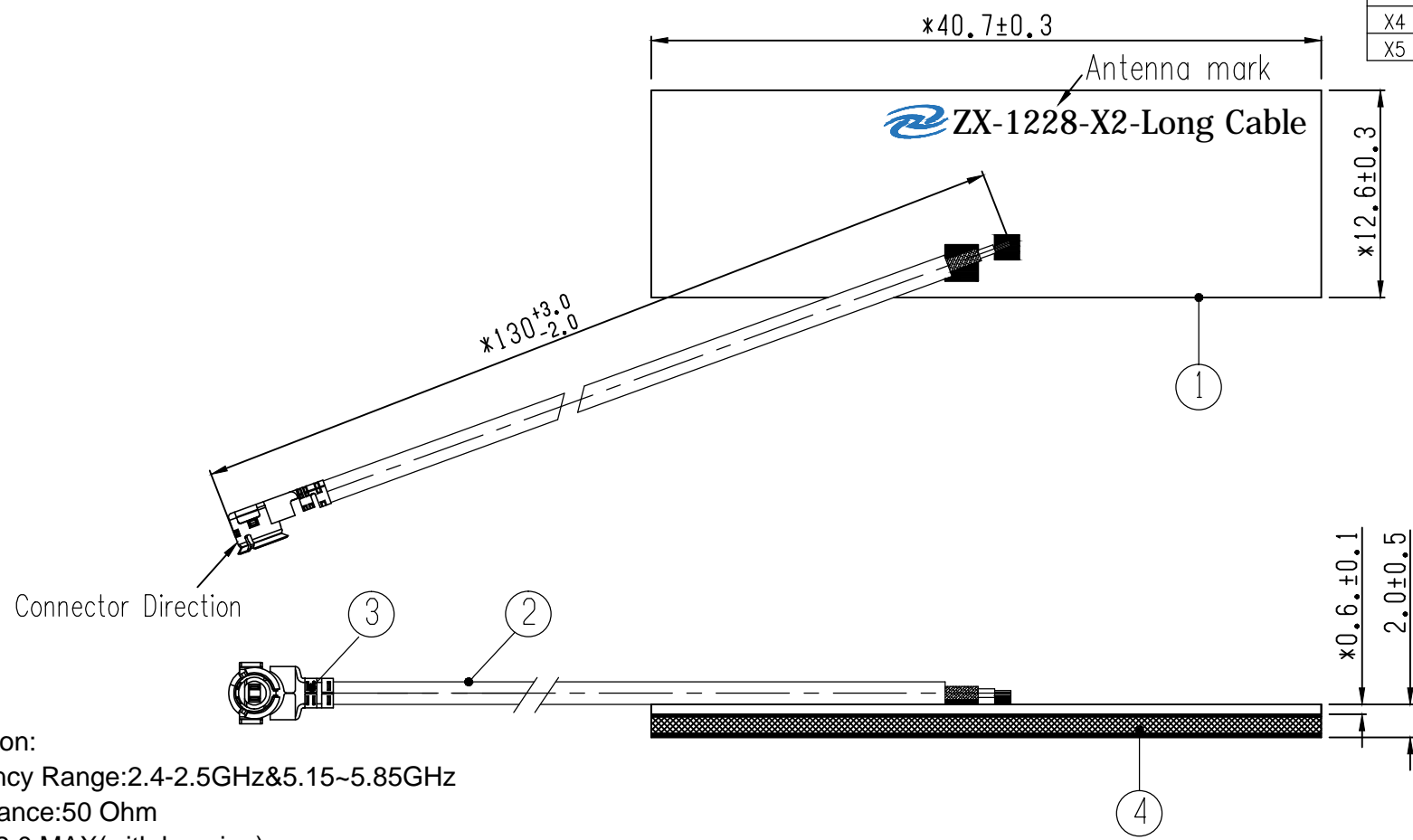
Radiation patterns:2D :5850MHz



# S21-1,2



REV	DATE	DESCRIPTION
X1	04/06-2022	New Issue
X2	07/01-2022	Remove the Foam
X3	08/16-2022	Update the cable length
X4	03/15-2023	Update the PCB
X5	04/04-2023	Update the cable length



**Specification:**


Frequency Range:2.4-2.5GHz&5.15~5.85GHz  
 Impedance:50 Ohm  
 VSWR:2.0 MAX(with housing)  
 Gain:3.0dBi

**Notes:**

- 1.These Products are in conformity with ROHS 2.0
- 2.Dimensions with "\*" are Important,and() for reference.

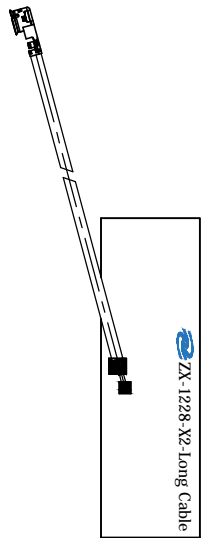
4	Adhesive Sponge	EVA,T=1mm&3M 9888T(Double faced)	1	
3	Connector	IPEX-1 compatible,Gold Plated	1	
2	Cable	ø1.37mm Cable,Low Loss,White,50Ω	1	
1	PCB	FR4;Green oil on surface	1	501-1-1128-X2
NO	DESCRIPTION		Q'TY	REMARK

CUSTOMER'S SINGATURE	XX.	±3.0	APPROVED	CUSTOMER:		
	XX.	±1.0		PART NO:		
	X.	±0.5	CHECKED	PART NAME: Antenna 2.4&5GHz		
	.X	±0.3		Z&X P/NO: 6289F00003		
	.XX	±0.2	DRAWING	REV	UNIT	FILE:
⊕	≡	X5		mm	SHEET: 1/1	



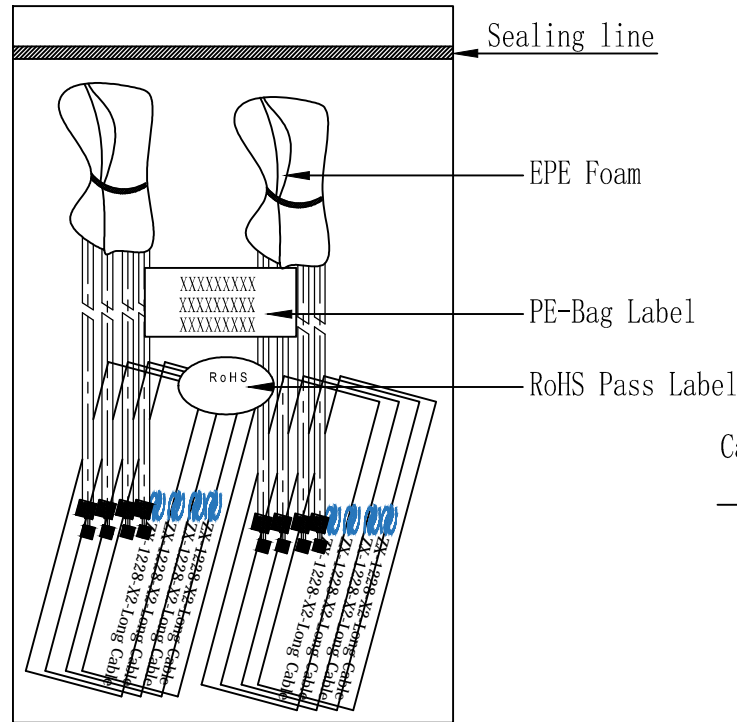


### Step 1: Checking



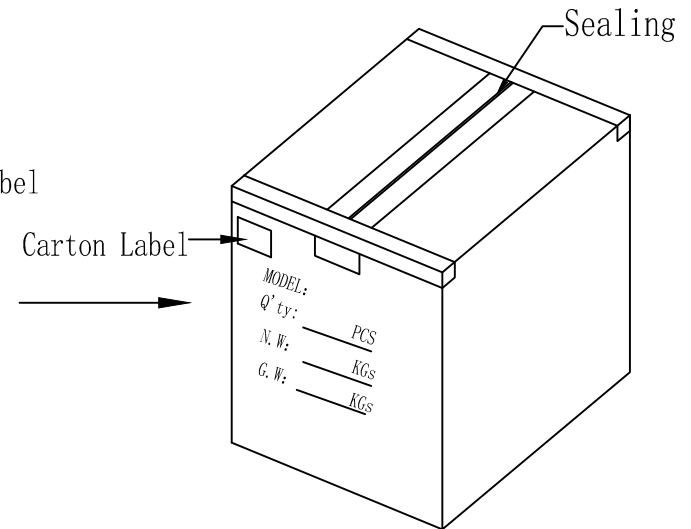
1) Product checked

### Step 2: PE-Bag Packaging



2) 25PCS/Bundle, 50PCS/PE-Bag

### Step 3: Packing



3) Packing, 1000pcs/carton

CUSTOMER'S SINGATURE

XX.	±3.0	APPROVED	CUSTOMER:		
XX.	±1.0		PART NO:		
X.	±0.5	CHECKED	PART NAME: Packaging Specification		
.X	±0.3		Z&X P/NO: 6289F00003		
.XX	±0.2	DRAWING	REV	UNIT	FILE:
⊕	⏏		X1	mm	SHEET: 1/1