



上海增信电子有限公司
Signal Plus Technology Co., Ltd.

规格承认书
SPECIFICATION FOR APPROVAL

日期
DATE: 2023.04.04

版本
REV.: B

客 户
CUSTOMER: _____

客 户 料 号
CUSTOMER P/N: _____

品 名
PART NAME: Internal PCB antenna 2.4G&5GHz 3dBi 1.37 white Low Loss Cable
L=50mm With RF CONN

供 方 料 号
SUPPLIER P/N: 6289F00002

送样日期Date: _____ 送样数量Q'TY: _____ Pcs

客户确认CUSTOMER APPROVED BY		
核准 Approved by	审核 Checked by	确认 Confirmed by

供方确认SUPPLIER SIGNATURE		
核准 Approved by	审核 Checked by	拟制 Prepared by
Andy		Cindy


ZX-QT-RD-0011-A1

Add:上海市徐汇区桂箐路69号30栋603室 Tel:021-54266190 Fax:021-54266191

Revision History

Revision	Note	Date
A	New Issue	2023.03.15
B	Customer requirements on the length of the cable.	2023.04.04

Antenna Solution



Data Preview

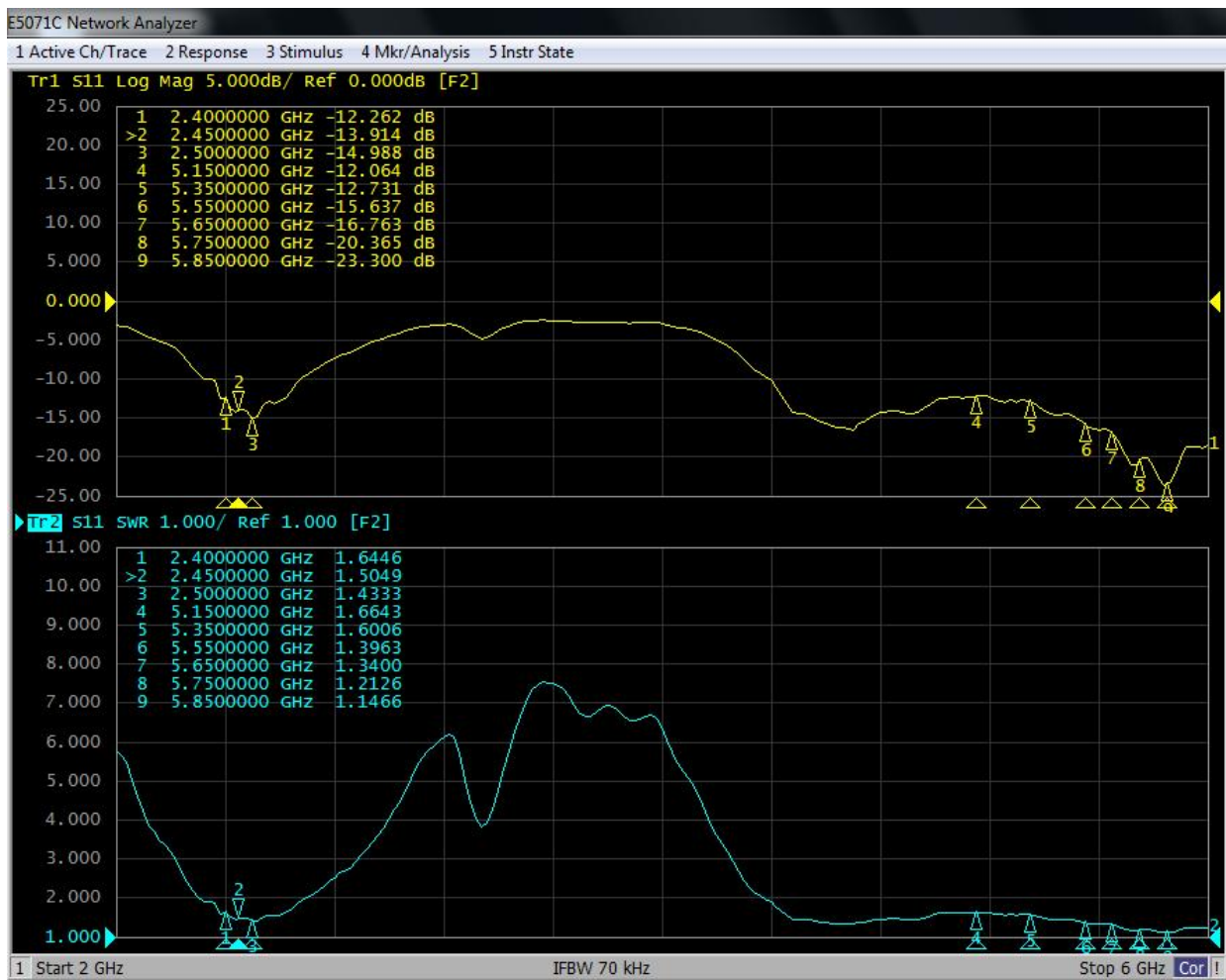
2.4&5G-1:

Freq.(MHz)	2400	2450	2500	5150	5350	5450	5550	5750	5850
VSWR	1.64	1.5	1.43	1.66	1.6	1.61	1.39	1.21	1.14
Gain(dBi)	3.03	3.12	3.04	3.03	3.01	3.04	3.11	3.12	2.98
Eff.%	85.60%	87.70%	85.90%	85.20%	85.10%	85.00%	85.10%	86.30%	85.90%

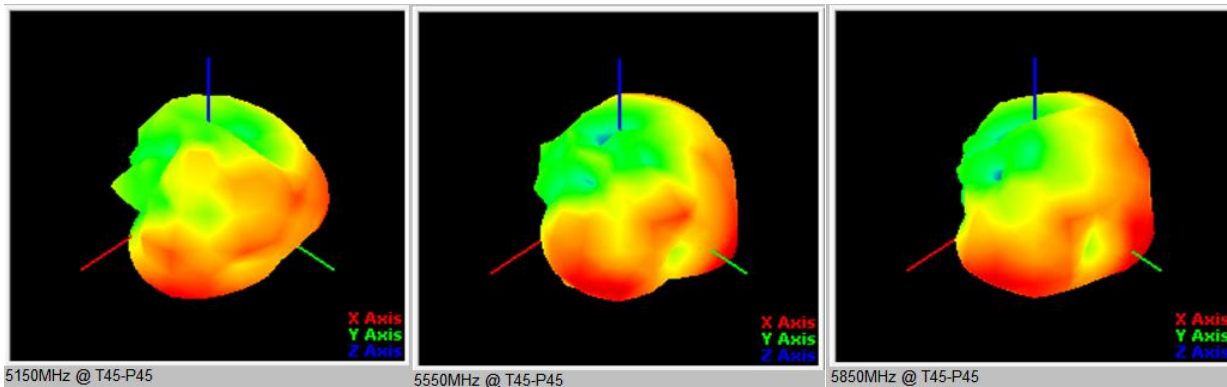
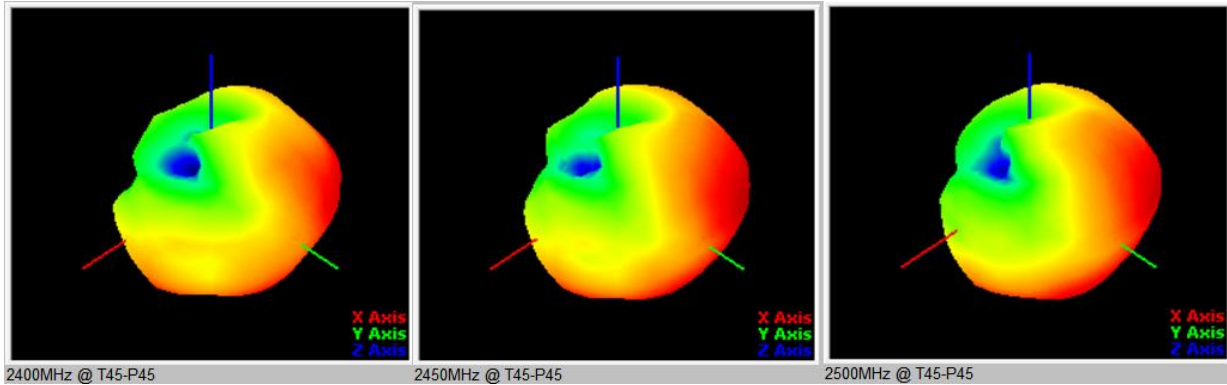
S21-Ant1,Ant2

Freq.(MHz)	2400	2450	2500	5150	5350	5450	5550	5750	5850
Isolation(dB)	-26.6	-24.6	-27.3	-36.7	-39.1	-49.6	-54.2	-57.4	-50.1

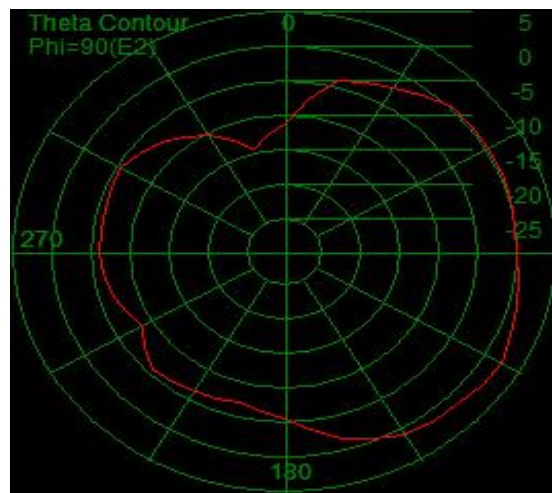
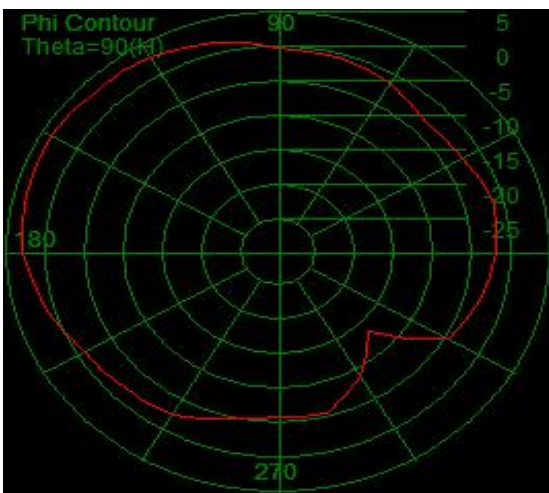
S11(2.4G&5G-Ant1)



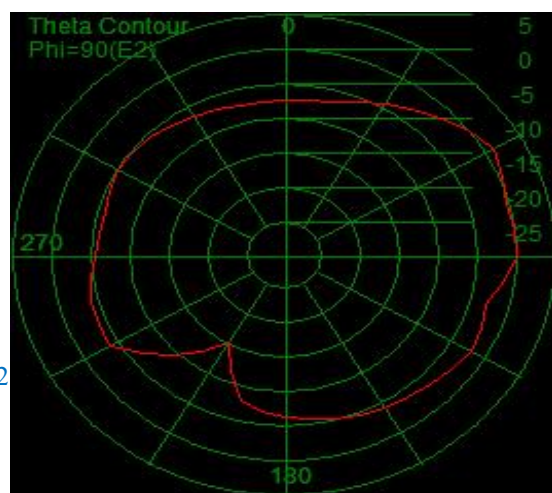
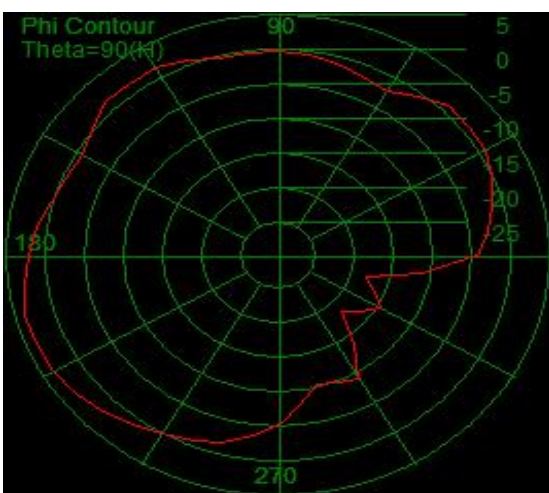
Radiation patterns:3D



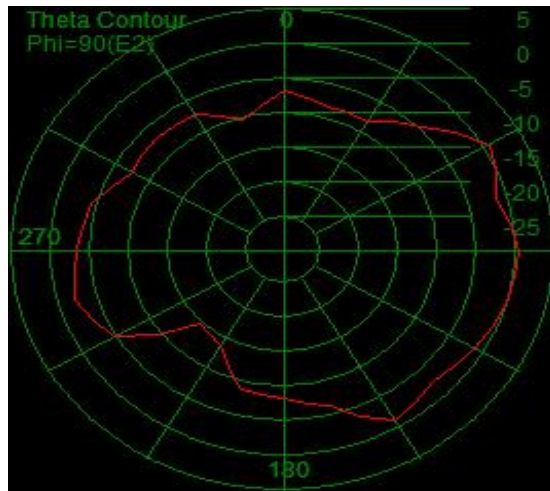
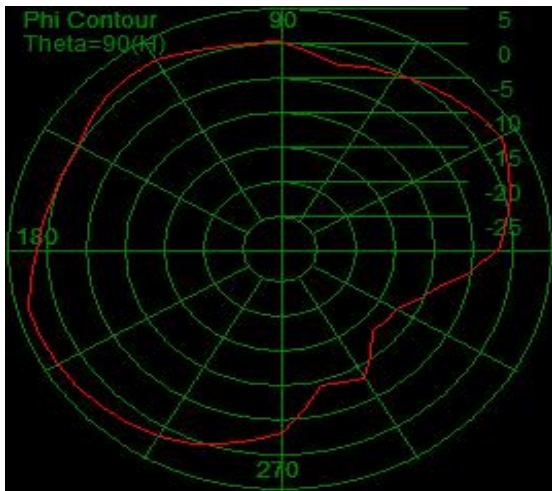
Radiation patterns:2D :2450MHz



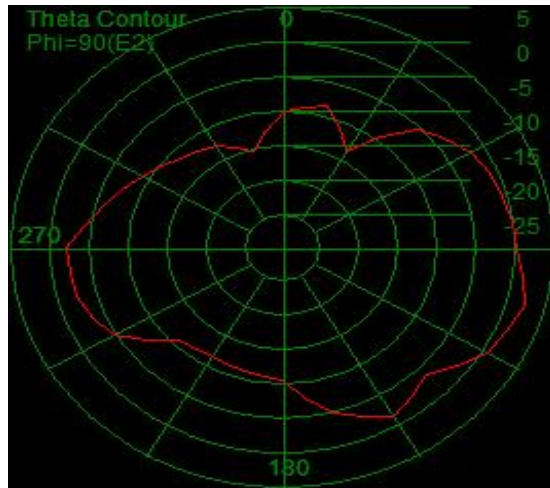
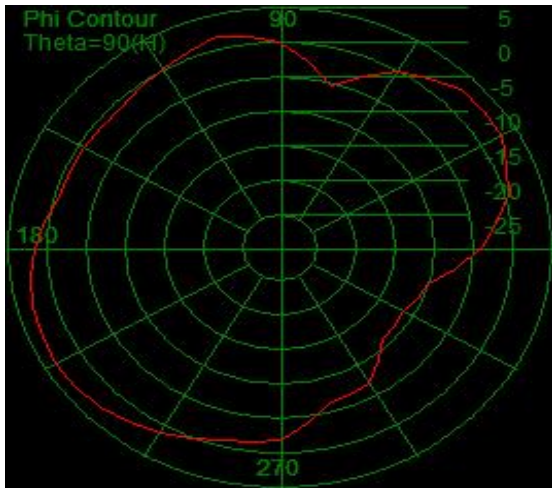
Radiation patterns:2D :5150MHz



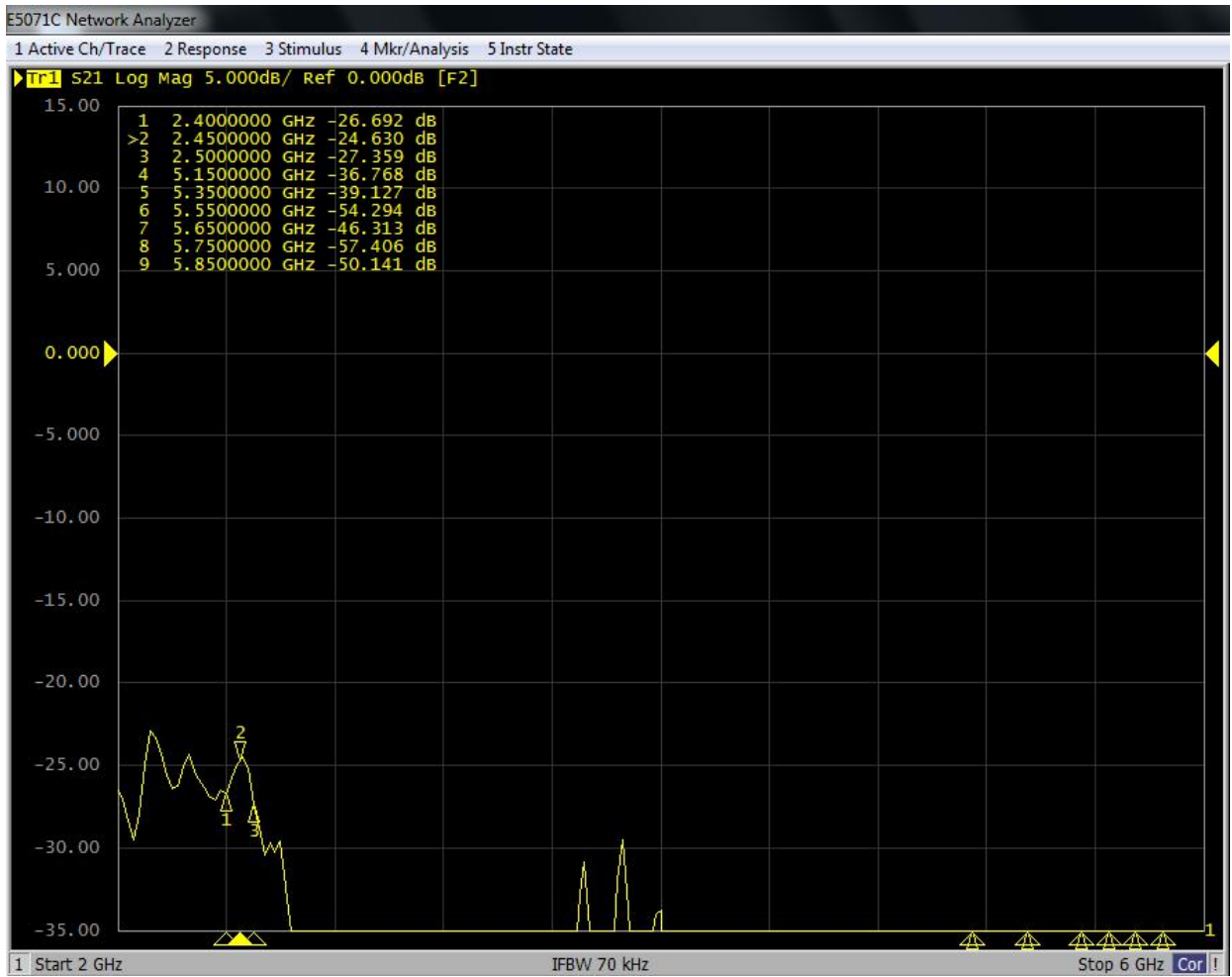
Radiation patterns:2D :5550MHz



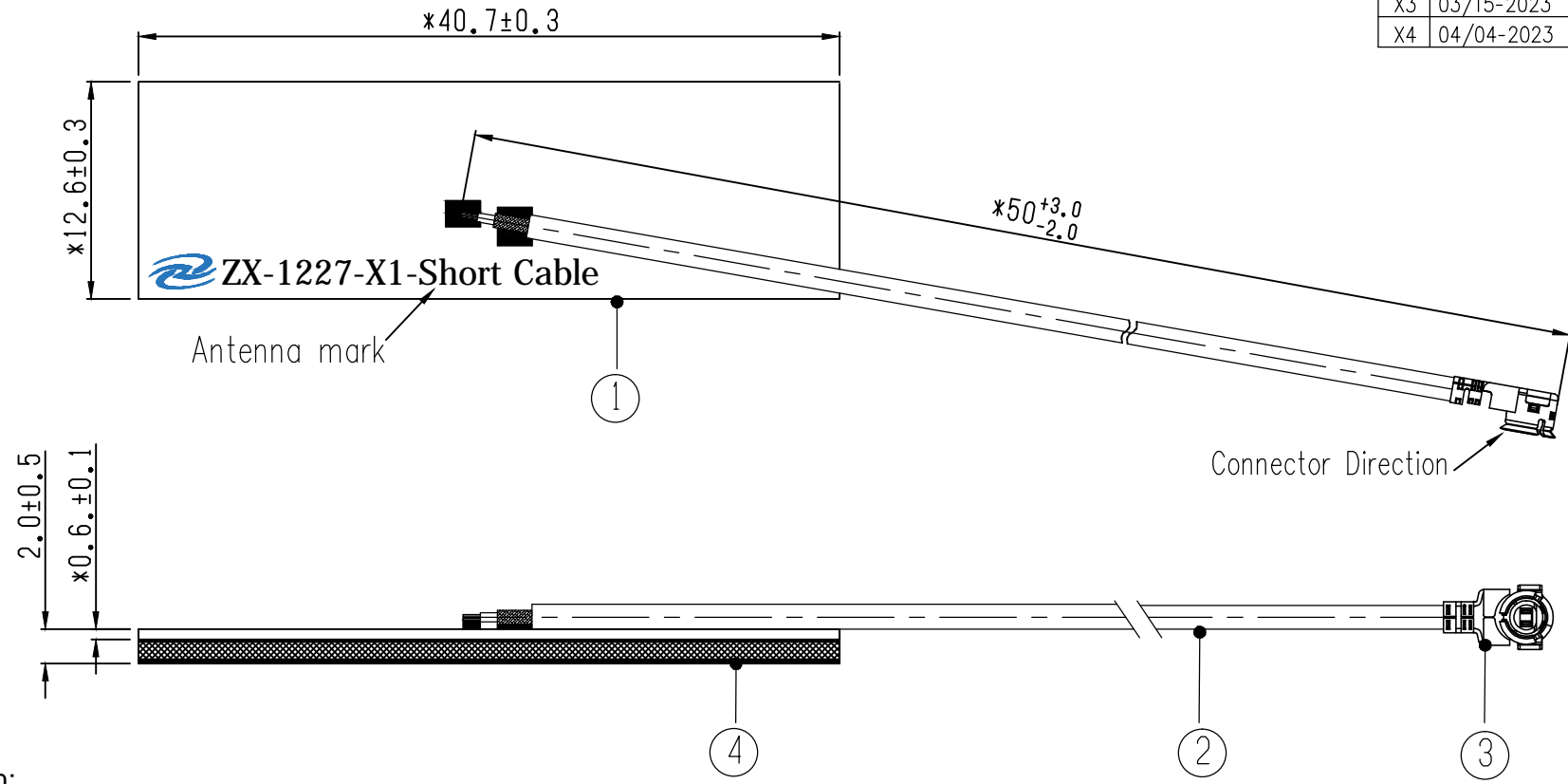
Radiation patterns:2D :5850MHz



S21-1,2



REV	DATE	DESCRIPTION
X1	07/01-2022	New Issue
X2	08/16-2022	Update the cable length
X3	03/15-2023	Update the PCB
X4	04/04-2023	Update the cable length



Specification:

Frequency Range:2.4-2.5GHz&5.15~5.85GHz
 Impedance:50 Ohm
 VSWR:2.0 MAX(with housing)
 Gain:3.0dBi

Notes:

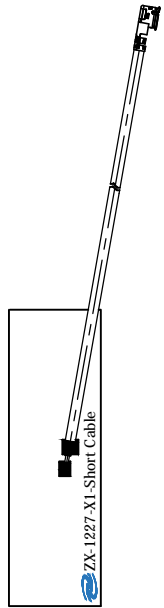
- 1.These Products are in conformity with ROHS 2.0
- 2.Dimensions with"*" are Important,and() for referance.

4	Adhesive Sponge	EVA,T=1mm&3M 9888T(Double faced)	1	
3	Connector	IPEX-1 compatible,Gold Plated	1	
2	Cable	ø1.37mm Cable,Low Loss.White.50Ω	1	
1	PCB	FR4;Green oil on surface	1	501-1-1227-X1
NO	DESCRIPTION		Q'TY	REMARK

CUSTOMER'S SINGATURE	XX.	±3.0	APPROVED	CUSTOMER:		
	XX.	±1.0		PART NO:		
	X.	±0.5	CHECKED	PART NAME: Antenna 2.4&5GHz		
	.X	±0.3		Z&X P/NO: 6289F00002		
	.XX	±0.2	DRAWING	REV	UNIT	FILE:
	⊕	⊖		X4	mm	SHEET: 1/1

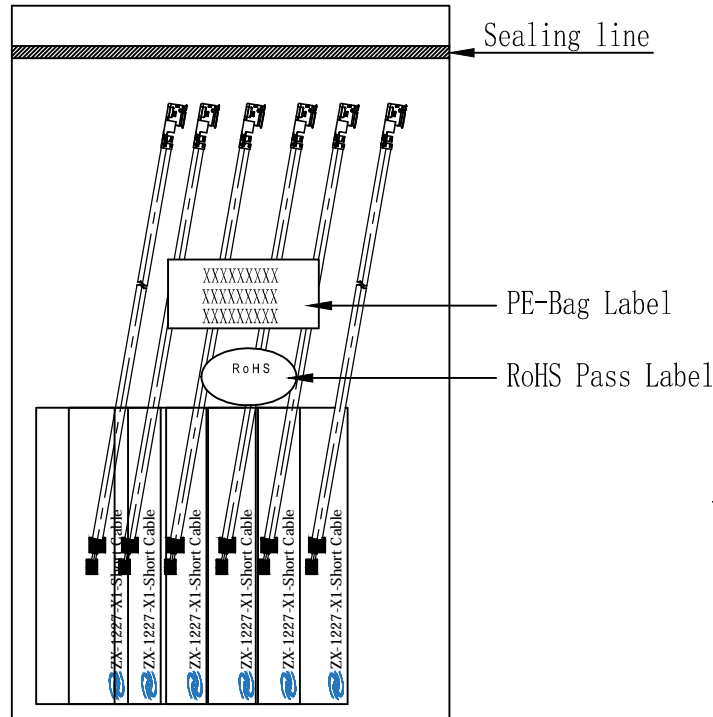


Step 1: Checking



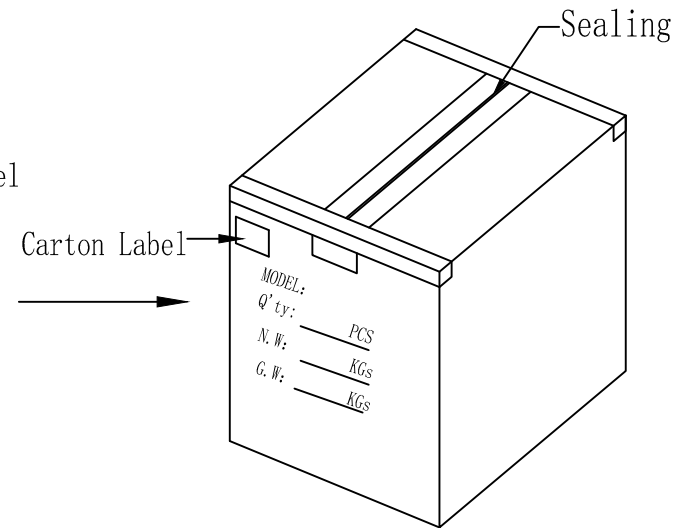
1) Product checked

Step 2: PE-Bag Packaging



2) 50PCS/PE-Bag

Step 3: Packing



3) Packing, 1000pcs/carton

CUSTOMER'S SINGATURE

XX.	±3.0	APPROVED
XX.	±1.0	
X.	±0.5	CHECKED
.X	±0.3	
.XX	±0.2	DRAWING
⊕	⊖	

APPROVED
CHECKED
DRAWING

CUSTOMER:		
PART NO:		
PART NAME:		Packaging Specification
Z&X P/NO:		6289F00002
REV	UNIT	FILE:
X1	mm	SHEET: 1/1