


## PHOTOGRAPHS OF THE TEST CONFIGURATION

E-Field and H-Field (Left) (Charging Mode)




E-Field and H-Field (Right) (Charging Mode)



E-Field and H-Field (Top) (Charging Mode)




E-Field and H-Field (Bottom) (Charging Mode)






E-Field and H-Field (Z-axis Above: 15cm) (Charging Mode)



E-Field and H-Field (Z-axis Above: 20cm) (Charging Mode)



E-Field and H-Field (Left) (Standby Mode)



E-Field and H-Field (Right) (Standby Mode)







E-Field and H-Field (Top) (Standby Mode)



E-Field and H-Field (Bottom) (Standby Mode)



E-Field and H-Field (Z-axis Above: 15cm) (Standby Mode)



E-Field and H-Field (Z-axis Above: 20cm) (Standby Mode)

