





Conducted Emissions Setup




Conducted Emissions LISN Connection



Radiated Emissions Below 30MHz




Radiated Emissions 30MHz – 1GHz




Radiated Emissions Above 1GHz



Radiated Emissions Above 1GHz Back Side



Conducted Antenna Port Measurements



Dynamic Frequency Selection