

Test Report

FCC ID: M5ZPRO1

EUT: Point Six Wireless Temperature Probe Transmitter, Model WOW-PRO.

Manufactured by:

Point Six, Inc.
391 Codell Drive
Lexington, KY. 40509

Measurements According to: ANSI C63.4 (1992)

Measurement Date: May 30, 2001

Testing Performed at:

Lexmark International, Inc.
Registered Open Field Test Site
Development Lab.
740 New Circle Road, NW.
Lexington, KY. 40511-1876

Accreditation Status of Test Facility:

The Lexmark site was recognized by the Commission as meeting the requirements of section 2.948 of the FCC Rules via a letter dated August 20, 1998 and is presently on file with the Commission.

Test Report

FCC ID: M5ZPRO1

Testing Results: (S/N 1600000011A3E52)

Harmonic	Freq. (MHz)	Meter Peak dB	Meter Average dB	Ant & Cable Factors dB/uV/m	Total Peak dB/uV/m	Limit Peak dB/uV/m	Total Average dB/uV/m	Limit Average dB/uV/m
1	418(V)	70.00*	-	19.28	89.28	92.30	-	72.30
2	836(V)	4.0 QP	-	25.16	29.16 QP	46.00 QP	-	-
3	1254(V)	10.49	-2.37	24.60	35.09	74.00	22.23	54.00
4	1672(H)	20.56	-	26.50	47.06	74.00	-	54.00
5	2090(V)	23.97	-1.26	28.10	52.07	74.00	26.84	54.00
6	2508(V)	11.85	-2.18	29.80	41.65	74.00	27.62	54.00
7	2926(V)	12.03	-1.60	31.50	43.53	74.00	29.90	54.00
8	3344(V)	12.06	-1.69	31.90	43.96	74.00	30.21	54.00
9	3762(H)	14.30	-2.13	32.40	46.70	74.00	30.27	54.00
10	4180(V)	11.10	-1.91	32.90	44.00	74.00	30.99	54.00

* Indicates max. radiation orientation; the product was measured at three different orientations.

Sample Calculation:

From FCC Rules, Paragraph 15.231(e)

Frequency: 260-470 MHz.

Amplitude: 1500-5000 uV/m

For 418 MHz. $L(\text{limit}) = ((418-260)/(470-260))(5000-1500) + 1500$

$$L = 4133 \text{ uV/m}$$

$$L(\text{dB/uV/m}) = 20 \text{ Log } (4133)$$

$$L = 72.3 \text{ dB/uV/m (AVG)}$$

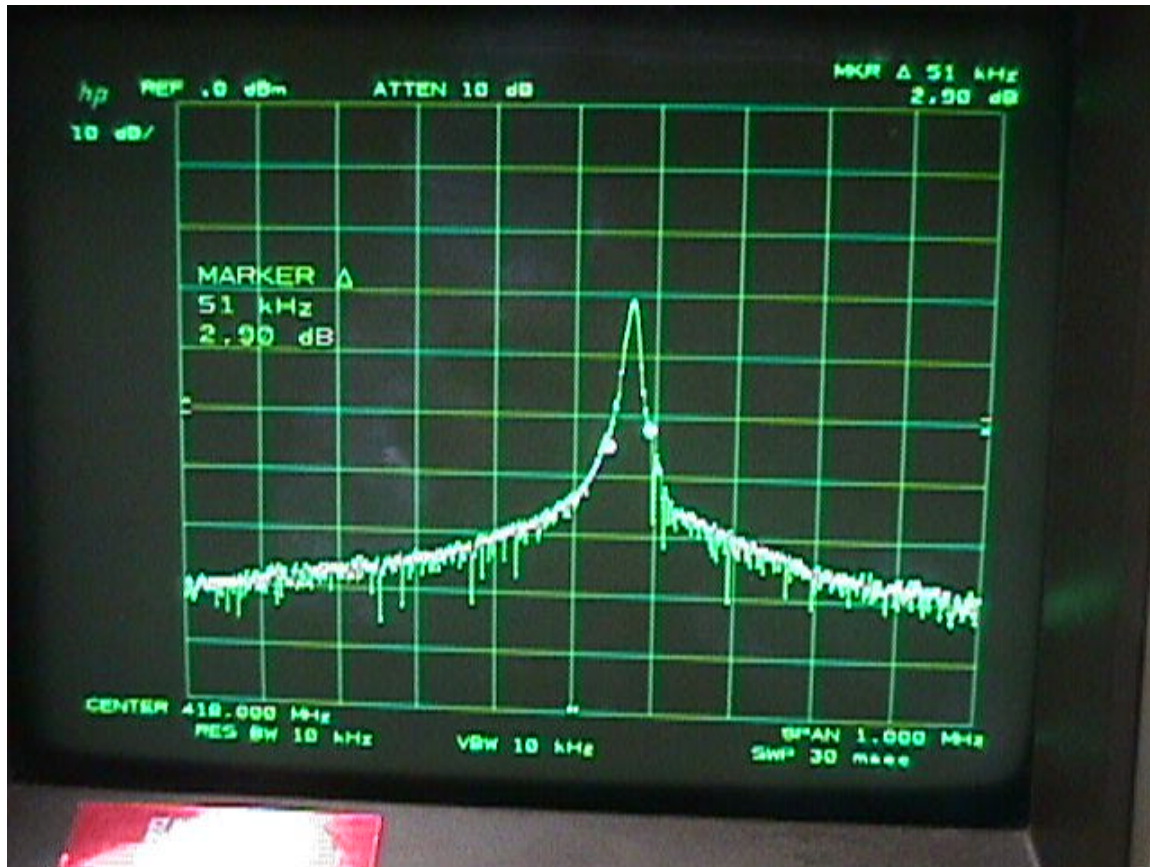
$$L(\text{Peak}) = \text{Avg.} + 20 \text{ dB}$$

$$L(\text{Peak}) = 72.3 + 20 = 92.3 \text{ dB/uV/m}$$

Signed: _____ **Date:** _____
D.R. Bush, PE, NCE, President dBi Corporation

FCC ID: M5ZPRO1

The photo below indicates that the 20 dB transmitted bandwidth of the Point Six Wireless Temperature Probe Transmitter is 51 kHz. This is well within the maximum bandwidth specified by 47CFR15.233(c).



Signed: _____ Date: _____
D. R. Bush, PE, NCE, President dBi Corporation

Point Six , Inc.

391 Codell Drive
Lexington, Ky. 40509
606-266-3606 Fax 271-0702

FCC ID: M5ZPRO1

To Whom It May Concern:

The Point Six, Inc. wireless temperature probe transmitter (model WOWPRO-1) transmits a 15-16 millisecond packet once each 600-10 seconds. This is identical to the data packet timing of a previously certified "M5ZWOW". I will restate this timing below.

The packet consists of transmitter-on/transmitter-off timing that represents the serial number and humidity/temperature data. The duty cycle is approximately 50%. The packet time can vary with serial number between 14-16 milliseconds. The packet data is controlled by a microprocessor whose timing is based on a ceramic resonator that is very stable. The packet below (figure #2) illustrates a typical data packet, the worst case, 16 milliseconds, cannot be shown because serial number would have to be forced to make this so. Figure #1 illustrates the overall timing; a packet is sent each 10 seconds in this worst case.

The battery used during the tests was new and was a standard 3.6 Volt Lithium cell. The battery is a 3.6 Volt Lithium chemistry, which has a flat discharge curve from new to about 90% used. In this application the battery requires about 5 years to discharge to the point that it cannot be used. The battery was used for no other purpose and had operated in the test unit for only a short time when the test was performed.

The label will be Flexcon 2 mil PM200S mylar with a Flexcon 1 mil PM100C Polyester laminate.

John I. Compton
President, Point Six, inc.

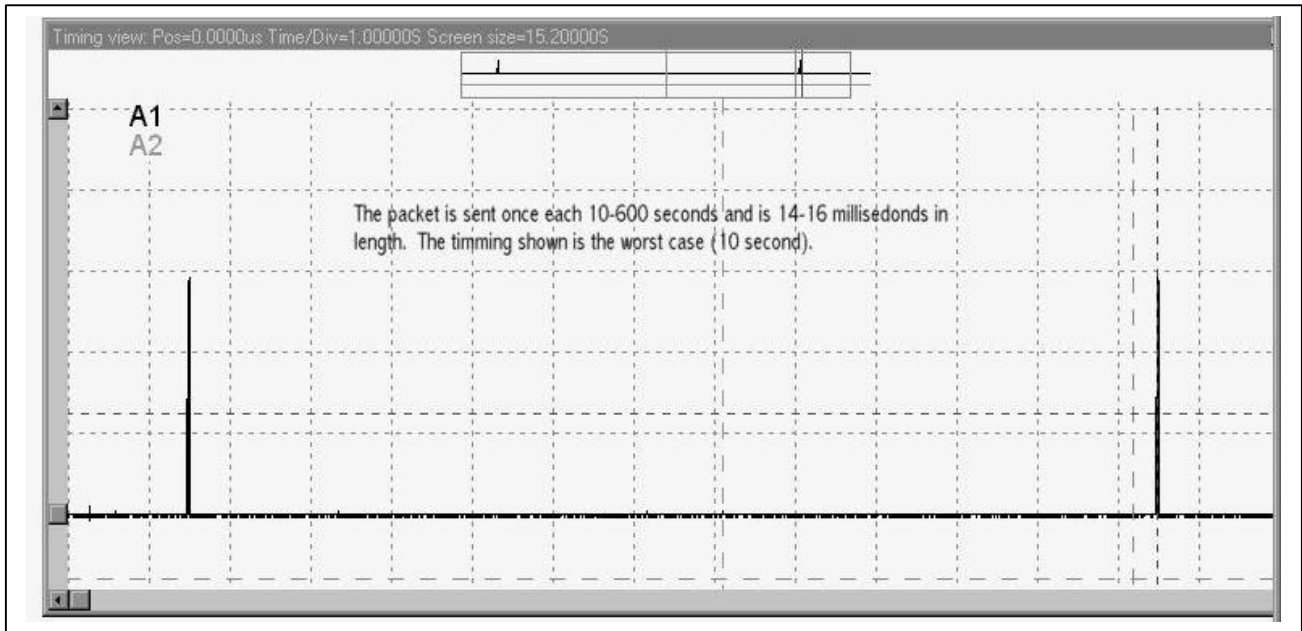


Figure #1 Overall timing

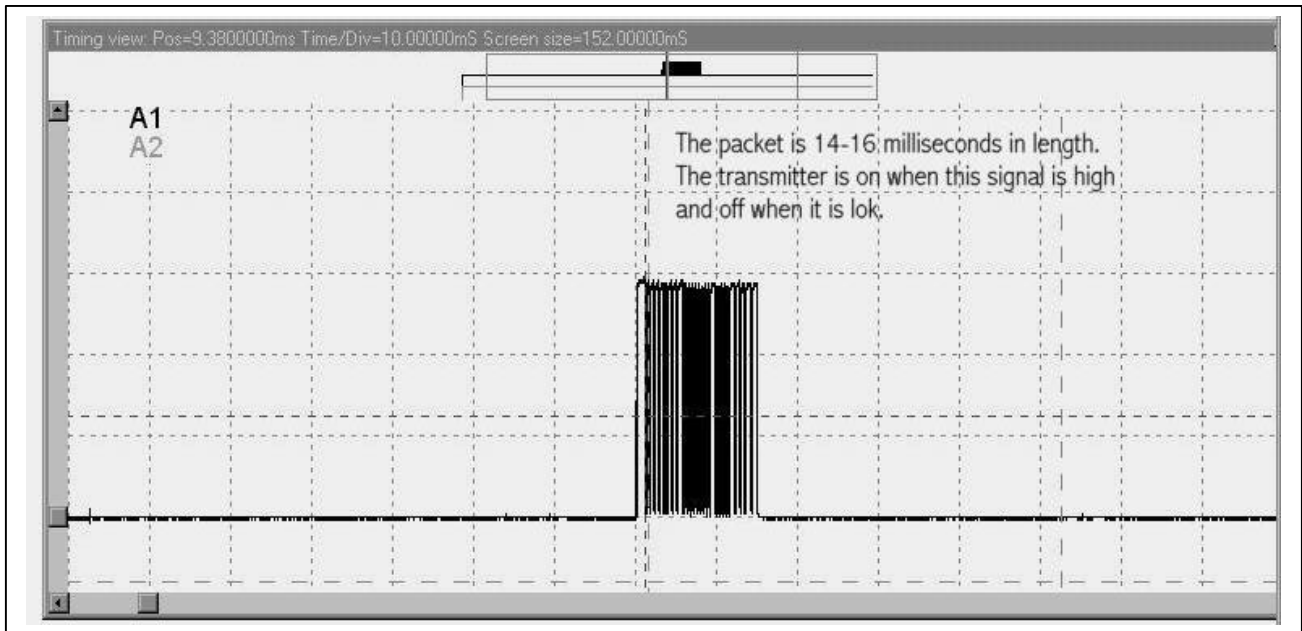


Figure #2 Packet Timing