

47 CFR PART 15 SUBPART C Test Report

for

Transmitter

Model No.: ACT-800T

FCC ID: M5X-ACT800T

of

Applicant: MIPRO Electronics Co., Ltd.

**Address: 814, Beigang Rd., Chiayi City 600079,
Taiwan, R.O.C.**

Tested and Prepared

by

Worldwide Testing Services (Taiwan) Co., Ltd.

FCC Registration No.: TW1477, TW0020, TW1072

Industry Canada filed test laboratory Reg. No. 20037



Report No.: W6M22103-20772-C-1

6F, NO. 58, LANE 188, RUEY-KUANG RD., NEIHU TAIPEI 114, TAIWAN, R.O.C.
TEL: 886-2-66068877 FAX: 886-2-66068879 E-mail: wts@wts-lab.com





TABLE OF CONTENTS

CERTIFICATION OF TEST REPORT	2
1 GENERAL INFORMATION.....	2
1.1 NOTES.....	2
1.2 TESTING LABORATORY	3
1.2.1 Location	3
1.2.2 Details of accreditation status	3
1.3 DETAILS OF APPROVAL HOLDER.....	3
1.4 APPLICATION DETAILS	3
1.5 GENERAL INFORMATION OF TEST ITEM	4
1.6 TEST STANDARDS.....	4
2 TECHNICAL TEST	5
2.1 SUMMARY OF TEST RESULTS	5
2.2 TEST ENVIRONMENT	5
2.3 TEST EQUIPMENT LIST	6
2.4 GENERAL TEST PROCEDURE	9
3 TEST RESULTS (ENCLOSURE)	10
4 RF POWER OUTPUT, FCC15.236 (D)	11
4.1 TEST PROCEDURE.....	11
4.2 TEST RESULTS	12
5 OCCUPIED BANDWIDTH, FCC15.236 (F) / EMISSION MASK, FCC15.236 (G).....	18
5.1 TEST PROCEDURE	18
5.2 TEST RESULTS	18
LIMIT	19
6 RADIATED SPURIOUS EMISSION , FCC 15.236(G).....	23
6.1 TEST PROCEDURE.....	23
6.2 TEST RESULTS.....	23
7 FREQUENCY STABILITY, FCC 15.236(F)(3)	24
7.1 TEST PROCEDURE.....	24
7.2 TEST RESULTS.....	24
8 MODULATION, FCC 15.236(F)(3).....	24
8.1 TEST PROCEDURE.....	24
8.2 TEST RESULTS.....	24
9 LINE CONDUCTED EMISSION , FCC 15.207.....	28
9.1 TEST PROCEDURE.....	28
9.2 TEST RESULTS	28



Registration number: W6M22103-20772-C-1

FCC ID: M5X-ACT800T

1 General Information

1.1 Notes

The purpose of conformity testing is to increase the probability of adherence to the essential requirements or conformity specifications, as appropriate.

The complexity of the technical specifications, however, means that full and thorough testing is impractical for both technical and economic reasons.

Furthermore, there is no guarantee that a test sample which has passed all the relevant tests conforms to a specification.

Neither is there any guarantee that such a test sample will interwork with other genuinely open systems. The existence of the tests nevertheless provides the confidence that the test sample possesses the qualities as maintained and that its performance generally conforms to representative cases of communications equipment.

The test results of this test report relate exclusively to the item tested as specified in 1.5.

The test report may only be reproduced or published in full.

Reproduction or publication of extracts from the report requires the prior written approval of the Worldwide Testing Services (Taiwan) Co., Ltd.

Tester:

June 15, 2021

Sora Kuo

Date

WTS-Lab.

Name

Signature

Technical responsibility for area of testing:

June 15, 2021


Kevin Wang

Date

WTS

Name

Signature



Worldwide Testing Services(Taiwan) Co., Ltd.

Registration number: W6M22103-20772-C-1

FCC ID: M5X-ACT800T

1.2 Testing laboratory

1.2.1 Location

OATS

No.5-1, Lishui, Shuang Sing Village,
Wanli Dist., New Taipei City 207,
Taiwan (R.O.C.)

3 meter semi-anechoic chamber

No.35, Aly. 21, Ln. 228, Ankang Rd., Neihu Dist., Taipei City 114, Taiwan (R.O.C.)

TEL:886-2-6613-0228

FAX:886-2-2791-5046

Company

Worldwide Testing Services(Taiwan) Co., Ltd.

6F, NO. 58, LANE 188, RUEY-KUANG RD.

NEIHU, TAIPEI 114, TAIWAN R.O.C.

Tel : 886-2-66068877

Fax : 886-2-66068879

1.2.2 Details of accreditation status

Accredited testing laboratory

FCC filed test laboratory Reg. No. TW1477, TW0020, TW1072

Industry Canada filed test laboratory Reg. No. 20037

Test location, where different from Worldwide Testing Services (Taiwan) Co., Ltd. :

Name: ./.

Accredited number: ./.

Street: ./.

Town: ./.

Country: ./.

Telephone: ./.

Fax: ./.

1.3 Details of approval holder

Name: MIPRO Electronics Co., Ltd.

Street: 814, Beigang Rd.,

Town: Chiayi City 600079,

Country: Taiwan, R.O.C.


Telephone: +886-5-238-0809

Fax: +886-5-238-0803

1.4 Application details

Date of receipt of test sample: April 19, 2021

Date of test: from April 20, 2021 to June 04, 2021



Registration number: W6M22103-20772-C-1
FCC ID: M5X-ACT800T

1.5 General information of Test item

Type of test item: Transmitter
Model Number: ACT-800T
Brand Name: MIPRO
Multi-listing model number: ACT-8XXXXXX (X=0~9,a~z,A~Z or Blank)
Photos: see Annex

Technical data


Frequency band : 470-608 MHz
Frequency 1: 470.1 MHz
Frequency 2: 539.0 MHz
Frequency 3: 607.9 MHz
Antenna Type: 1/4 λ Antenna
Antenna Gain: 0.66 dBi
(Testing laboratory assumes no responsibility for affecting any validity of the result while the information which is provided by clients.)
Power supply: USB 5Vd.c., Battery 3.7Vd.c.
Operation modes: Simplex

Manufacturer: (if applicable)

Name: ./.
Street: ./.
Town: ./.
Country: ./.

1.6 Test standards

Technical standard: 47 CFR PART 15 SUBPART C § 15.236 (2019-10)



Registration number: W6M22103-20772-C-1

FCC ID: M5X-ACT800T

2 Technical test

2.1 Summary of test results

No deviations from the technical specification(s) were ascertained in the course of the tests performed.

or

The deviations were ascertained in the course of the tests performed.

2.2 Test environment


Relative humidity content: 20 ... 75 %

Air pressure: 86-103 KPa

Power supply: USB 5Vd.c., Battery 3.7Vd.c.

Test item Name	Uncertainty
Estimation Result of Uncertainty of Conducted Emission	Expanded Uncertainty : AMN : 1.05 dB Voltage probe : 1.05 dB
Estimation Result of Uncertainty of Radiated Emission(3M)	Expanded Uncertainty : 0.009-30 MHz : 2.13 dB 30-1000 MHz : 3.53 dB 1-18 GHz : 4.19 dB 18-40 GHz : 4.09 dB
Estimation Result of Uncertainty of Bandwidth Measurement 20 dB Bandwidth, Occupied bandwidth, Channel bandwidth, Necessary Bandwidth	Expanded Uncertainty : 0.41 kHz
Estimation Result of Uncertainty of Frequency Drift Measurement Frequency stability	Expanded Uncertainty : 6.11 Hz
Estimation Result of Uncertainty of EIRP Measurement	Expanded Uncertainty : 30-200MHz : 2.14 dB 200-1000MHz : 2.4 dB 1-18GHz : 4.84 dB 18-40GHz : 4.31 dB

The decision rule is: Measurement uncertainty is not included in the calculation of test results.




Worldwide Testing Services(Taiwan) Co., Ltd.

Registration number: W6M22103-20772-C-1

FCC ID: M5X-ACT800T

2.3 Test Equipment List


No.	Test equipment	Type	Serial No.	Manufacturer	Cal. Date	Next Cal. Date
ETSTW-CE 001	EMI TEST RECEIVER	ESHS10	842121/013	R&S	2021/6/4	2022/6/3
ETSTW-CE 003	AC POWER SOURCE	APS-9102	D161137	GW	Function Test	
ETSTW-CE 004	ZWEILEITER-V-NETZNACHBILDUNG TWO-LINE V-NETWORK	ESH3-Z5	840731/011	R&S	2020/11/6	2021/11/5
ETSTW-CE 006	IMPULSBEGRENZER PULSE LIMITER	ESH3-Z2	100226	R&S	2020/9/22	2021/9/21
ETSTW-CE 008	HF-EICHLITUNG RF STEP ATTENUATOR 139dB DPSP	334.6010.02	844581/024	R&S	Function Test	
ETSTW-CE 009	TEMP.&HUMIDITY CHAMBER	GTH-225-40-1P-U	MAA0305-009	GIANT FORCE	2020/7/22	2021/7/21
ETSTW-CE 016	TWO-LINE V-NETWORK	ENV216	100050	R&S	2020/10/26	2021/10/25
ETSTW-CE 028	MXE EMI Receiver	N9038A	MY53220110	Agilent	2020/7/29	2021/7/28
ETSTW-RE 003	EMI TEST RECEIVER	ESI 26	831438/001	R&S	2021/6/4	2022/6/3
ETSTW-RE 004	EMI TEST RECEIVER	ESI 40	832427/004	R&S	2020/9/14	2021/9/13
ETSTW-RE 012	TUNABLE BANDREJECT FILTER	D.C 0309	146	K&L	Function Test	
ETSTW-RE 013	TUNABLE BANDREJECT FILTER	D.C 0336	397	K&L	Function Test	
ETSTW-RE 018	MICROWAVE HORN ANTENNA	AT4560	27212	AR	2020/7/30	2021/7/29
ETSTW-RE 019	MICROWAVE HORN ANTENNA	22240-25	121074	FM	2021/5/5	2022/5/4
ETSTW-RE 027	Passive Loop Antenna	6512	00034563	ETS-Lindgren	2020/7/8	2021/7/7
ETSTW-RE 030	Double-Ridged Guide Horn Antenna	3117	00035224	ETS-Lindgren	2021/5/5	2022/5/4
ETSTW-RE 042	Biconical Antenna	HK116	100172	R&S	2021/3/18	2022/3/17
ETSTW-RE 043	Log-Periodic Dipole Antenna	HL223	100166	R&S	2021/5/21	2022/5/20
ETSTW-RE 044	Log-Periodic Antenna	HL050	100094	R&S	2020/8/3	2021/8/2
ETSTW-RE 045	ESA-E SERIES SPECTRUM ANALYZER	E4404B	MY45111242	Agilent	Pre-test Use	
ETSTW-RE 050	Attenuator 10dB	50HF-010-1	None	JFW	2021/2/19	2022/2/18
ETSTW-RE 051	Attenuator 6dB	50HF-006-1	None	JFW	2021/2/19	2022/2/18
ETSTW-RE 053	Attenuator 3dB	50HF-003-1	None	JFW	2021/2/19	2022/2/18
ETSTW-RE 055	SPECTRUM ANALYZER	FSU 26	200074	R&S	2021/3/16	2022/3/15
ETSTW-RE 060	Attenuator 30dB	5015-30	F651012z-01	ATM	2021/2/19	2022/2/18
ETSTW-RE 062	Amplifier Module	CHC 2	None	KMIC	2021/5/5	2022/5/4
ETSTW-RE 064	Bluetooth Test Set	MT8852B-042	6K00005709	Anritsu	Function Test	
ETSTW-RE 069	Double-Ridged Guide Horn Antenna	3117	00069377	ETS-Lindgren	Function Test	
ETSTW-RE 072	CELL SITE TEST SET	8921A	3339A00375	HP	2020/10/15	2021/10/14
ETSTW-RE 088	SOLID STATE AMPLIFIER	KMA180265A01	99057	KMIC	2020/9/17	2021/9/16
ETSTW-RE 091	Match Pad	MDCS1500	None	WOKEN	2021/5/27	2022/5/26
ETSTW-RE 099	DC Block	50DB-007-1	None	JFW	2021/2/19	2022/2/18
ETSTW-RE 112	AC POWER SOURCE	TFC-1005	T-0A023536	T-Power	Function test	
ETSTW-RE 115	2.4GHz Notch Filter	N0124411	473874	MICROWAVE CIRCUITS	2021/1/6	2022/1/5



Worldwide Testing Services(Taiwan) Co., Ltd.

Registration number: W6M22103-20772-C-1
 FCC ID: M5X-ACT800T

ETSTW-RE 120	RF Player	MP9200	MP9210-111022	ADIVIC	2020/12/25	2021/12/24
ETSTW-RE 122	SIGNAL GENERATOR	SMF100A	102149	R&S	2021/6/4	2022/6/3
ETSTW-RE 125	5GHz Notch filter	5NSL11-5200/E221.3-O/O	1	K&L Microwave	2020/8/7	2021/8/6
ETSTW-RE 126	5GHz Notch filter	5NSL12-5800/E221.3-O/O	1	K&L Microwave	2020/8/7	2021/8/6
ETSTW-RE 127	RF Switch Box	RFS-01	None	WTS	2021/2/19	2022/2/18
ETSTW-RE 128	5.3GHz Notch filter	N0153001	SN487233	Microwave Circuits	2020/8/7	2021/8/6
ETSTW-RE 129	5.5GHz Notch filter	N0555984	SN487234	Microwave Circuits	2020/8/7	2021/8/6
ETSTW-RE 130	Handheld RF Spectrum Analyzer	N9340A	CN0147000204	Agilent	Pre-test Use	
ETSTW-RE 142	Amplifier	8447D	2805A03378	Agilent	2021/5/5	2022/5/4
ETSTW-RE 146	Preamplifier	JPA-10MIG	15090004	JPT	2021/6/4	2022/6/3
ETSTW-RE 147	Bi-log Hybrid Antenna	MCTD 2786B	BLB16M04005	ETC	2021/4/7	2022/4/6
ETSTW-RE 148	Bi-log Hybrid Antenna	MCTD 2786B	BLB16M04006	ETC	2020/7/9	2021/7/8
ETSTW-RE 153	Signal Analyzer	FSV40	101929	R&S	2020/10/1	2021/9/30
ETSTW-RF 002	Electromagnetic field probe	LF-30	K-0007	STT	2021/6/4	2022/6/3
ETSTW-EMI 011	USB Compact Modulator	SFC-U	101689	R&S	2021/6/2	2022/6/1
ETSTW-GSM 002	Universal Radio Communication Tester	CMU 200	109439	R&S	2021/3/16	2022/3/15
ETSTW-GSM 003	Radio Communication Analyzer	MT8820C	6201342073	Anritsu	2021/4/27	2022/4/26
ETSTW-GSM 004	Wideband Radio Communication Tester	CMW500	128092	R&S	2020/11/10	2021/11/9
ETSTW-GSM 019	Band Reject Filter	WRCTF824/849-822/851-40/12+9SS	3	WI	2021/1/6	2022/1/5
ETSTW-GSM 020	Band Reject Filter	WRCD1747/1748-1743/1752-32/5SS	1	WI	2021/1/6	2022/1/5
ETSTW-GSM 021	Band Reject Filter	WRCD1879.5/1880.5-1875.5/1884.5-32/5SS	3	WI	2021/1/6	2022/1/5
ETSTW-GSM 022	Band Reject Filter	WRCT901.9/903.1-904.25-50/8SS	1	WI	2021/1/6	2022/1/5
ETSTW-GSM 023	Power Divider	4901.19.A	None	SUHNER	2020/9/8	2021/9/7
ETSTW-GSM 024	Radio Communication Analyzer	MT8821C	None	Anritsu	2021/4/1	2022/3/31
ETSTW-GSM 025	Band Reject Filter	BRM19835	001	Micro-Tronics	2020/8/7	2021/8/6
ETSTW-Cable 011	SMA to N type Cable	RGU-400	None	THERMAX	Pre-test Use NCR	
ETSTW-Cable 016	BNC Cable	Switch Box	B Cable 1	Schwarz beck	2021/2/19	2022/2/18
ETSTW-Cable 017	BNC Cable	X Cable	B Cable 2	Schwarz beck	2021/2/19	2022/2/18
ETSTW-Cable 018	BNC Cable	Y Cable	B Cable 3	Schwarz beck	2021/2/19	2022/2/18
ETSTW-Cable 019	BNC Cable	Z Cable	B Cable 4	Schwarz beck	2021/2/19	2022/2/18
ETSTW-Cable 020	N TYPE Cable	OATS Cable 1	N30N30-L335-15M	JYE BAO CO.,LTD.	2020/7/1	2021/6/30
ETSTW-Cable 027	Microwave Cable	SUCOFLEX 104	279083	HUBER+SUHNER	2021/5/5	2022/5/4
ETSTW-Cable 028	Microwave Cable	FA147A0015M2020	30064-2	UTIFLEX	2020/9/17	2021/9/16
ETSTW-Cable 029	Microwave Cable	FA147A0015M2020	30064-3	UTIFLEX	2020/9/17	2021/9/16
ETSTW-Cable 030	Microwave Cable	SUCOFLEX 104 (S Cable 9)	279067	HUBER+SUHNER	2021/2/19	2022/2/18
ETSTW-Cable 043	Microwave Cable	SUCOFLEX 104	317576	HUBER+SUHNER	2021/5/5	2022/5/4
ETSTW-Cable 047	Microwave Cable	SUCOFLEX 104	325518	HUBER+SUHNER	2020/7/3	2021/7/2




Worldwide Testing Services(Taiwan) Co., Ltd.

Registration number: W6M22103-20772-C-1

FCC ID: M5X-ACT800T

ETSTW-Cable 058	Microwave Cable	SUCOFLEX 104	none	HUBER+SUHNER	2021/6/4	2022/6/3
ETSTW-Cable 064	Microwave Cable	SUCOFLEX 104	MY28891	HUBER+SUHNER	2021/5/5	2022/5/4
ETSTW-Cable 071	N TYPE CABLE	EMCCFD400-NM-NM-25000	170239	EMCI	2021/6/4	2022/6/3
ETSTW-Cable 072	SMA type cable (8m)	SUCOFLEX 104	805800/4	HUBER+SUHNER	2021/5/5	2022/5/4
ETSTW-Cable 074	SMA type cable (2m)	SUCOFLEX 104	802563/4	HUBER+SUHNER	2021/5/5	2022/5/4
WTSTW-SW 002	EMI TEST SOFTWARE	EZ EMC	None	Farad	Version ETS-03A1	
WTSTW-SW 006	EMI TEST SOFTWARE	e3	None	AUDIX	Version 9.161014	
WTSTW-SW 008	Signal studio	Agilent	None	AUDIX	Version 2.0.0.1	
ETSTW-TH 002	Thermohygrometer	608-H1	45204317	Testo	2020/9/23	2021/9/22
ETSTW-TH 003	Wireless weather station	GAIA	N/A	TFA	2020/12/3	2021/12/2



Registration number: W6M22103-20772-C-1
FCC ID: M5X-ACT800T

2.4 General Test Procedure

POWER LINE CONDUCTED INTERFERENCE: The procedure used was ANSI STANDARD C63.10-2013 6.2 using a 50 μ H LISN (if necessary). Both lines were observed. The bandwidth of the spectrum analyzer was 10 kHz with an appropriate sweep speed.

RADIATION INTERFERENCE: The test procedure used was according to ANSI STANDARD C63.10-2013 6.3 employing a spectrum analyzer. For investigated frequency is equal to or below 1GHz, the RBW and VBW of the spectrum analyzer was 100 kHz and 100 kHz respectively with an appropriate sweep speed. For investigated frequency is above 1GHz, both of RBW and VBW of the spectrum analyzer were 1 MHz with an appropriate sweep speed. The analyzer was calibrated in dB above a microvolt at the output of the antenna. The ambient temperature of the UUT was 23°C with a humidity of 40 %.


The table used for radiated measurements is capable of continuous rotation. The spectrum was scanned from 30 MHz to the frequency specified as follows:

- (1) If the intentional radiator operates below 10 GHz: to the tenth harmonic of the highest fundamental frequency or to 40 GHz, whichever is lower.
- (2) If the intentional radiator operates at or above 10 GHz and below 30 GHz: to the fifth harmonic of the highest fundamental frequency or to 100 GHz, whichever is lower.
- (3) If the intentional radiator operates at or above 30 GHz: to the fifth harmonic of the highest fundamental frequency or to 200 GHz, whichever is lower, unless specified otherwise elsewhere in the rules.
- (4) If the intentional radiator contains a digital device, regardless of whether this digital device controls the functions of the intentional radiator or the digital device is used for additional control or function purposes other than to enable the operation of the intentional radiator, the frequency range shall be investigated up to the range specified in paragraphs (a)(1)-(a)(3) of this section or the range applicable to the digital device, as shown in paragraph (b)(1) of this Section, whichever is the higher frequency range of investigation.

For hand-held devices, a exploratory test was performed with three (3) orthogonal planes to determine the highest emissions.

Measurements were made by at the registered open field test site located at The Registration Number: When an emission was found, the table was rotated to produce the maximum signal strength. At this point, the antenna was raised and lowered from 1m to 4m. The antenna was placed in both the horizontal and vertical planes.

ANSI STANDARD C63.10-2013 B.2.7: Any measurements that utilize special test software shall be indicated and referenced in the test report. During testing, test software 'EZ EMC' was used for setting up different operation modes.



Worldwide Testing Services(Taiwan) Co., Ltd.


Registration number: W6M22103-20772-C-1

FCC ID: M5X-ACT800T

3 Test results (enclosure)

Test case	Para. Number	Required	Test passed	Test failed
RF Power Output	§15.236(d)	<input checked="" type="checkbox"/>	<input checked="" type="checkbox"/>	<input type="checkbox"/>
Occupied Bandwidth	§15.236(f)	<input checked="" type="checkbox"/>	<input checked="" type="checkbox"/>	<input type="checkbox"/>
Emission Mask	§15.236(g) ETSI EN 300 422-1 v2.1.2	<input checked="" type="checkbox"/>	<input checked="" type="checkbox"/>	<input type="checkbox"/>
Radiated Spurious Emission	§15.236(g)	<input checked="" type="checkbox"/>	<input checked="" type="checkbox"/>	<input type="checkbox"/>
Line Conducted Emissions	15.207	<input checked="" type="checkbox"/>	<input checked="" type="checkbox"/>	<input type="checkbox"/>
Frequency Stability vs. Temperature Frequency Stability vs. Voltage	§15.236(f)(3)	<input checked="" type="checkbox"/>	<input checked="" type="checkbox"/>	<input type="checkbox"/>
Modulation	§15.236(f)(3)	<input type="checkbox"/>	<input type="checkbox"/>	<input type="checkbox"/>

The following is intentionally left blank.



Registration number: W6M22103-20772-C-1

FCC ID: M5X-ACT800T

4 RF Power Output, FCC15.236 (d)

4.1 Test procedure

§ 2.1046 Measurements required: RF power output.

(a) For transmitters other than single sideband, independent sideband and controlled carrier radiotelephone, power output shall be measured at the RF output terminals when the transmitter is adjusted in accordance with the tune-up procedure to give the values of current and voltage on the circuit elements specified in § 2.1033(c)(8). The electrical characteristics of the radio frequency load attached to the output terminals when this test is made shall be stated.

(b) For single sideband, independent sideband, and single channel, controlled carrier radiotelephone transmitters the procedure specified in paragraph (a) of this section shall be employed and, in addition, the transmitter shall be modulated during the test as follows. In all tests, the input level of the modulating signal shall be such as to develop rated peak envelope power or carrier power, as appropriate, for the transmitter.

(1) Single sideband transmitters in the A3A or A3J emission modes - by two tones at frequencies of 400 Hz and 1800 Hz (for 3.0 kHz authorized bandwidth), or 500 Hz and 2100 Hz (3.5 kHz authorized bandwidth), or 500 Hz and 2400 Hz (for 4.0 kHz authorized bandwidth), applied simultaneously, the input levels of the tones so adjusted that the two principal frequency components of the radio frequency signal produced are equal in magnitude.

(2) Single sideband transmitters in the A3H emission mode - by one tone at a frequency of 1500 Hz (for 3.0 kHz authorized bandwidth), or 1700 Hz (for 3.5 kHz authorized bandwidth), or 1900 Hz (for 4.0 kHz authorized bandwidth), the level of which is adjusted to produce a radio frequency signal component equal in magnitude to the magnitude of the carrier in this mode.


(3) As an alternative to paragraphs (b) (1) and (2) of this section other tones besides those specified may be used as modulating frequencies, upon a sufficient showing of need. However, any tones so chosen must not be harmonically related, the third and fifth order intermodulation products which occur must fall within the -25 dB step of the emission bandwidth limitation curve, the seventh and ninth order intermodulation product must fall within the 35 dB step of the referenced curve and the eleventh and all higher order products must fall beyond the -35 dB step of the referenced curve.

(4) Independent sideband transmitters having two channels by 1700 Hz tones applied simultaneously in both channels, the input levels of the tones so adjusted that the two principal frequency components of the radio frequency signal produced are equal in magnitude.

(5) Independent sideband transmitters having more than two channels by an appropriate signal or signals applied to all channels simultaneously. The input signal or signals shall simulate the input signals specified by the manufacturer for normal operation.

(6) Single-channel controlled-carrier transmitters in the A3 emission mode - by a 2500 Hz tone.

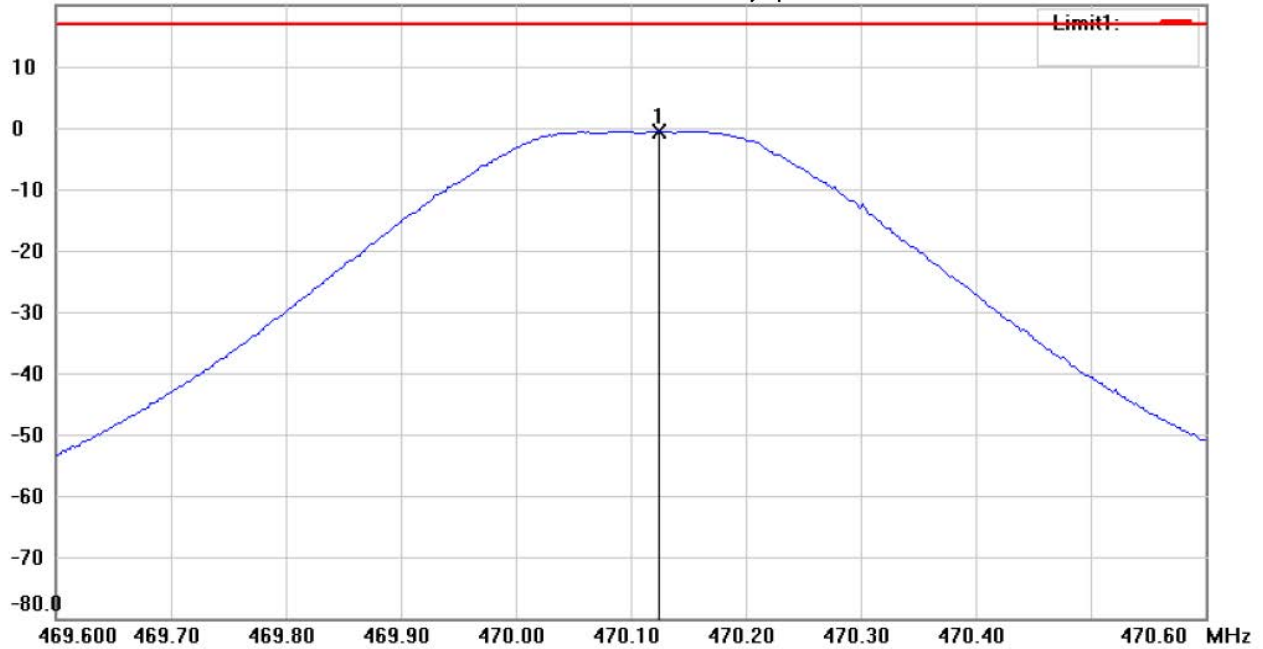
(c) For measurements conducted pursuant to paragraphs (a) and (b) of this section, all calculations and methods used by the applicant for determining carrier power or peak envelope power, as appropriate, on the basis of measured power in the radio frequency load attached to the transmitter output terminals shall be shown. Under the test conditions specified, no components of the emission spectrum shall exceed the limits specified in the applicable rule parts as necessary for meeting occupied bandwidth or emission limitations.



Registration number: W6M22103-20772-C-1
 FCC ID: M5X-ACT800T


4.2 Test Results

Radiated Emission Measurement Operator: Sora
 File :Power_4701 Data :#1 Date: 2021/4/25 Temperature:24 °C
 20.0 dBm Time: 下午 03:06:28 Humidity:60 %



Site : Chamber
 Condition : FCC 15.236 POWER Polarization: *Horizontal*
 EUT : W6M22103-20772 Power : 3.7 Vd.c.
 M/N: Distance: 3m
 Test Mode : Tx 470.1MHz
 Note :

Mk.	Frequency (MHz)	Reading (dBm)	Detector	Corr. factor (dB)	Result (dBm)	Limit (dBm)	Ant.Pos (cm)	Tab.Pos (deg.)	Margin (dB)	Comment
*	470.1251	-31.53	peak	30.88	-0.65	17.00	150	280	-17.65	



Worldwide Testing Services(Taiwan) Co., Ltd.

Registration number: W6M22103-20772-C-1
 FCC ID: M5X-ACT800T

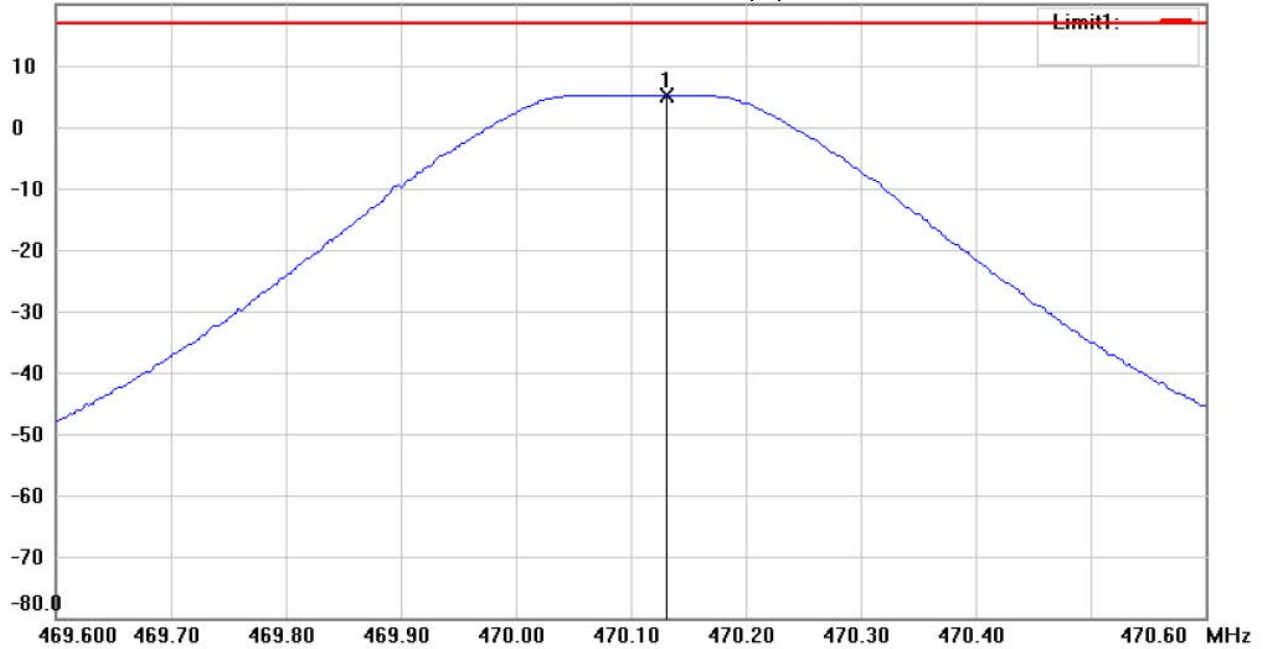
Radiated Emission Measurement

Operator: Sora
 Temperature: 24 °C
 Humidity: 60 %

File : Power_4701
 20.0 dBm

Data : #2

Date: 2021/4/25
 Time: 下午 03:03:05



Site : Chamber

Condition : FCC 15.236 POWER

EUT : W6M22103-20772

M/N:

Test Mode : Tx 470.1MHz


Note :

Polarization: *Vertical*

Power : 3.7 Vd.c.

Distance: 3m

Mk.	Frequency (MHz)	Reading (dBm)	Detector	Corr. factor (dB)	Result (dBm)	Limit (dBm)	Ant.Pos (cm)	Tab.Pos (deg.)	Margin (dB)	Comment
*	470.1311	-24.14	peak	29.28	5.14	17.00	150	225	-11.86	



Worldwide Testing Services(Taiwan) Co., Ltd.

Registration number: W6M22103-20772-C-1
 FCC ID: M5X-ACT800T

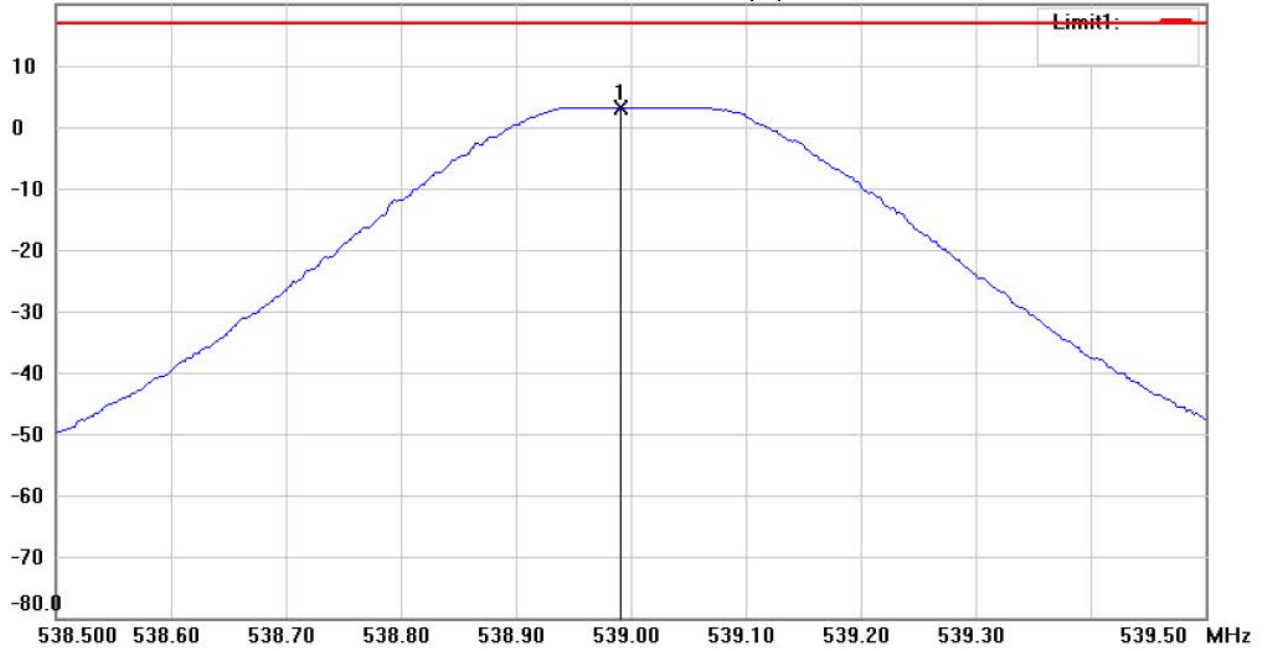
Radiated Emission Measurement

Operator: Sora
 Temperature: 24 °C
 Humidity: 60 %

File : Power_5390
 20.0 dBm

Data : #1

Date: 2021/4/25
 Time: 下午 02:57:35



Site : Chamber

Condition : FCC 15.236 POWER

EUT : W6M22103-20772

M/N:

Test Mode : Tx 539MHz


Note :

Polarization: *Horizontal*

Power : 3.7 Vd.c.

Distance: 3m

Mk.	Frequency (MHz)	Reading (dBm)	Detector	Corr. factor (dB)	Result (dBm)	Limit (dBm)	Ant.Pos (cm)	Tab.Pos (deg.)	Margin (dB)	Comment
*	538.9910	-28.50	peak	31.70	3.20	17.00	150	35	-13.80	



Worldwide Testing Services(Taiwan) Co., Ltd.

Registration number: W6M22103-20772-C-1
 FCC ID: M5X-ACT800T

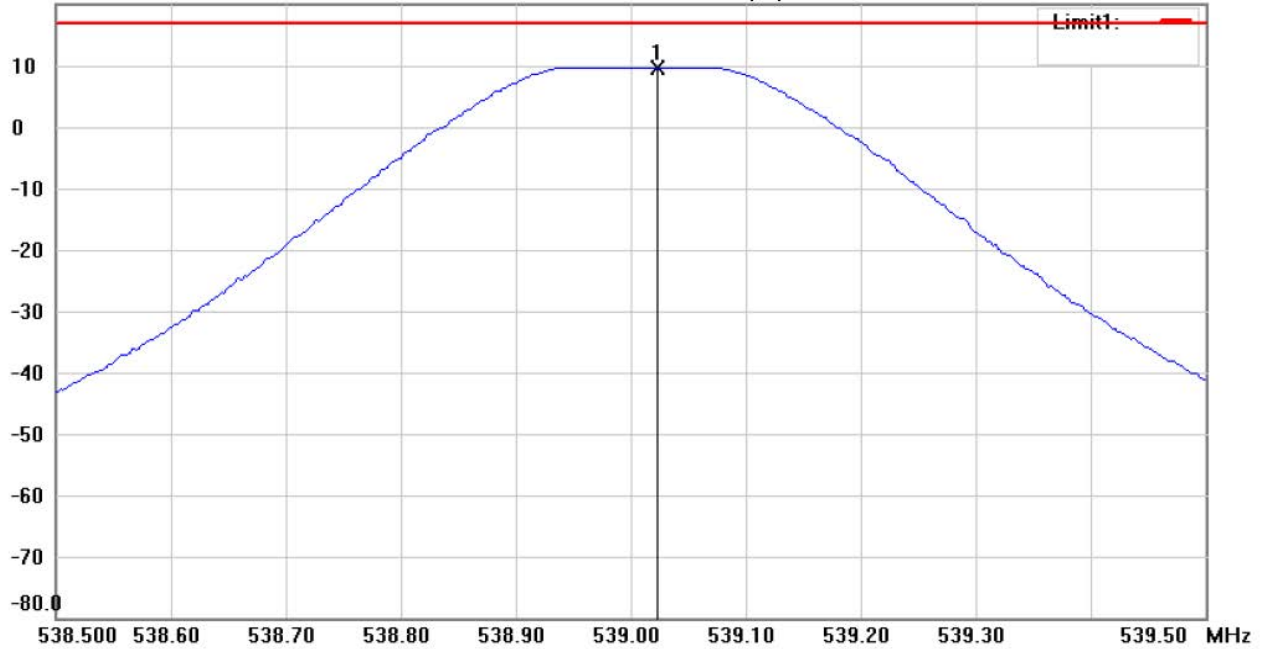
Radiated Emission Measurement

Operator: Sora
 Temperature: 24 °C
 Humidity: 60 %

File : Power_5390
 20.0 dBm

Data : #2

Date: 2021/4/25
 Time: 下午 03:00:38



Site : Chamber

Condition : FCC 15.236 POWER

EUT : W6M22103-20772

M/N:

Test Mode : Tx 539MHz


Note :

Polarization: *Vertical*

Power : 3.7 Vd.c.

Distance: 3m

Mk.	Frequency (MHz)	Reading (dBm)	Detector	Corr. factor (dB)	Result (dBm)	Limit (dBm)	Ant.Pos (cm)	Tab.Pos (deg.)	Margin (dB)	Comment
*	539.0230	-20.82	peak	30.50	9.68	17.00	150	180	-7.32	



Worldwide Testing Services(Taiwan) Co., Ltd.

Registration number: W6M22103-20772-C-1
 FCC ID: M5X-ACT800T

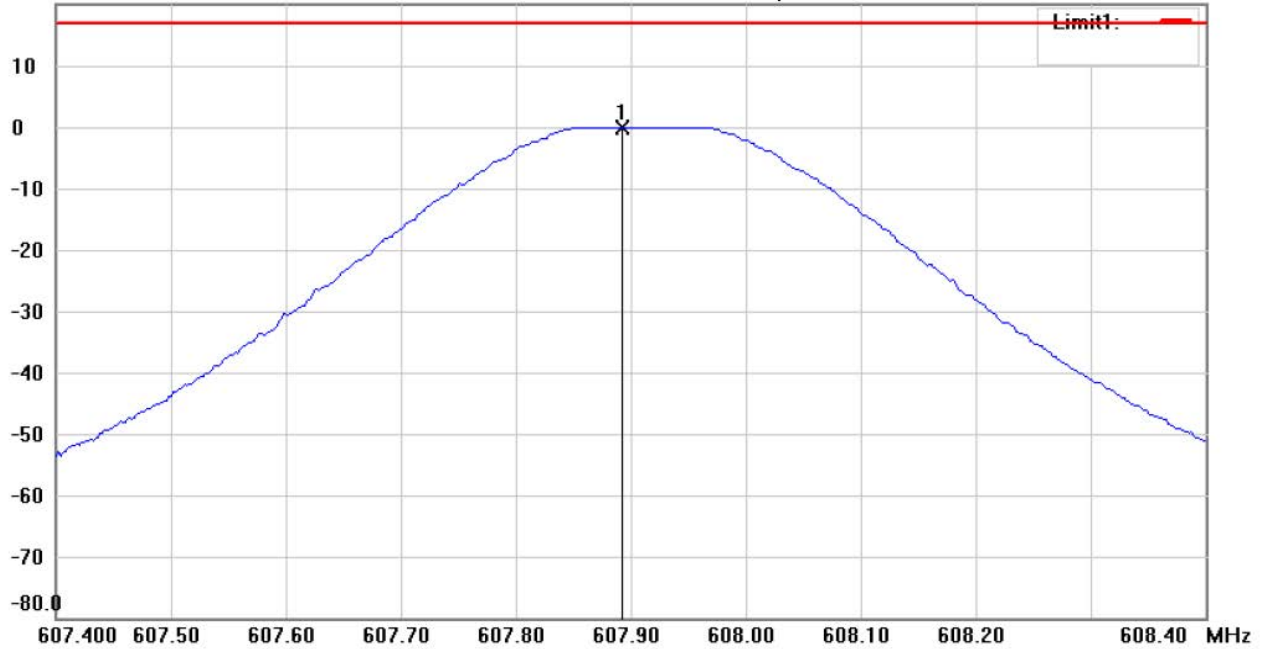
Radiated Emission Measurement

Operator: Sora
 Temperature: 24 °C
 Humidity: 60 %

File :Power_6079
 20.0 dBm

Data :#1

Date: 2021/5/4
 Time: 上午 09:23:33



Site : Chamber

Condition : FCC 15.236 POWER

EUT : W6M22103-20772

M/N:

Test Mode : Tx 607.9MHz


Note :

Polarization: *Horizontal*

Power : 3.7 Vd.c.

Distance: 3m

Mk.	Frequency (MHz)	Reading (dBm)	Detector	Corr. factor (dB)	Result (dBm)	Limit (dBm)	Ant.Pos (cm)	Tab.Pos (deg.)	Margin (dB)	Comment
*	607.8930	-33.37	peak	33.34	-0.03	17.00	150	150	-17.03	



Registration number: W6M22103-20772-C-1
 FCC ID: M5X-ACT800T

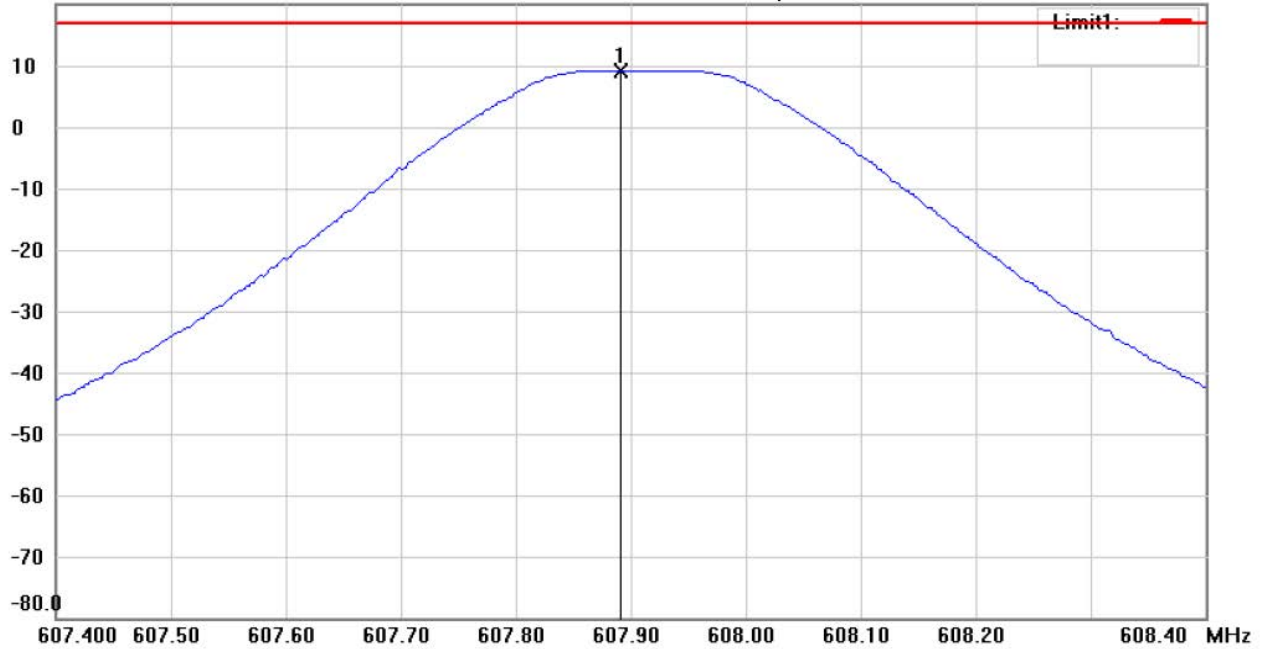
Radiated Emission Measurement

Operator: Sora
 Temperature: 24 °C
 Humidity: 60 %

File : Power_6079
 20.0 dBm

Data :#2

Date: 2021/5/4
 Time: 上午 09:26:04



Site : Chamber

Condition : FCC 15.236 POWER

EUT : W6M22103-20772

M/N:

Test Mode : Tx 607.9MHz

Note :

Polarization: *Vertical*


Power : 3.7 Vd.c.

Distance: 3m

Mk.	Frequency (MHz)	Reading (dBm)	Detector	Corr. factor (dB)	Result (dBm)	Limit (dBm)	Ant.Pos (cm)	Tab.Pos (deg.)	Margin (dB)	Comment
*	607.8910	-21.25	peak	30.39	9.14	17.00	150	90	-7.86	

Test equipment used: ETSTW-RE 004, ETSTW-RE 122, ETSTW-RE 042, ETSTW-RE 043

Limit According to FCC PART 15.236(d): The output power limit: 50 mW (17 dBm)



Registration number: W6M22103-20772-C-1

FCC ID: M5X-ACT800T

5 Occupied Bandwidth, FCC15.236 (f) / Emission Mask, FCC15.236 (g)

5.1 Test Procedure

Occupied Bandwidth

- (f) The operating frequency within a permissible band of operation as defined in paragraph (c) must comply with the following requirements.
- (1) The frequency selection shall be offset from the upper or lower band limits by 25 kHz or an integral multiple thereof.
 - (2) One or more adjacent 25 kHz segments within the assignable frequencies may be combined to form a channel whose maximum bandwidth shall not exceed 200 kHz. The operating bandwidth shall not exceed 200 kHz.
 - (3) The frequency tolerance of the carrier signal shall be maintained within $\pm 0.005\%$ of the operating frequency over a temperature variation of - 20 degrees to +50 degrees C at normal supply voltage, and for a variation in the primary supply voltage from 85% to 115% of the rated supply voltage at a temperature of 20 degrees C. Battery (1) In the bands allocated and assigned for broadcast television and in the 600 MHz service band: 50 mW EIRP
- (2) In the 600 MHz guard bands including the duplex gap: 20 mW EIRP (e) Operation is limited to locations separated from licensed services by the following distances. (1) Four kilometers outside the following protected service contours of co-channel TV stations. operated equipment shall be tested using a new battery.

5.2 Test results

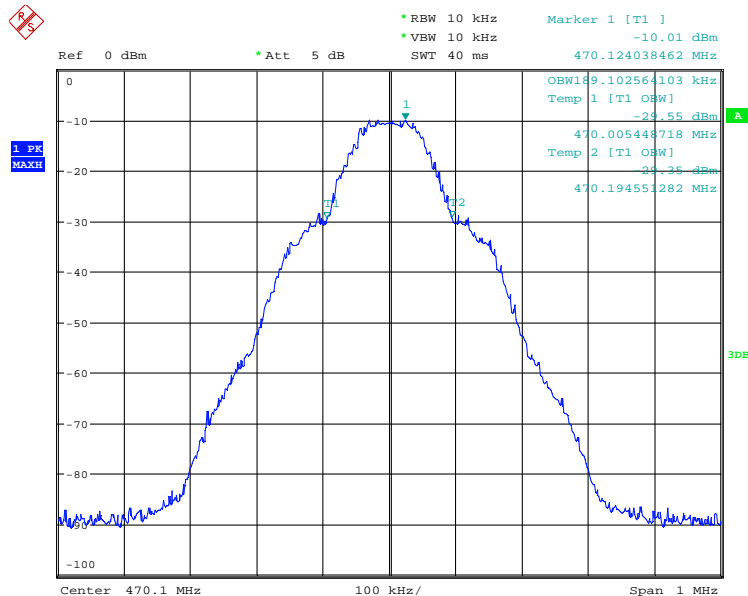
Test date: May 05, 2021

Temperature: 24.8 °C

Humidity: 52.6 %


Tester: Sora

Occupied Bandwidth

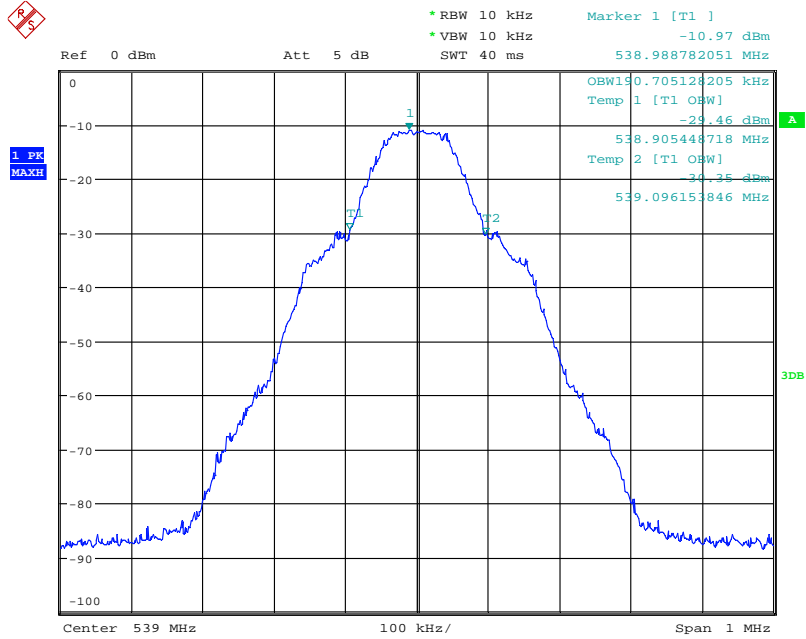


OCCUPIED BANDWIDTH 470.1MHz

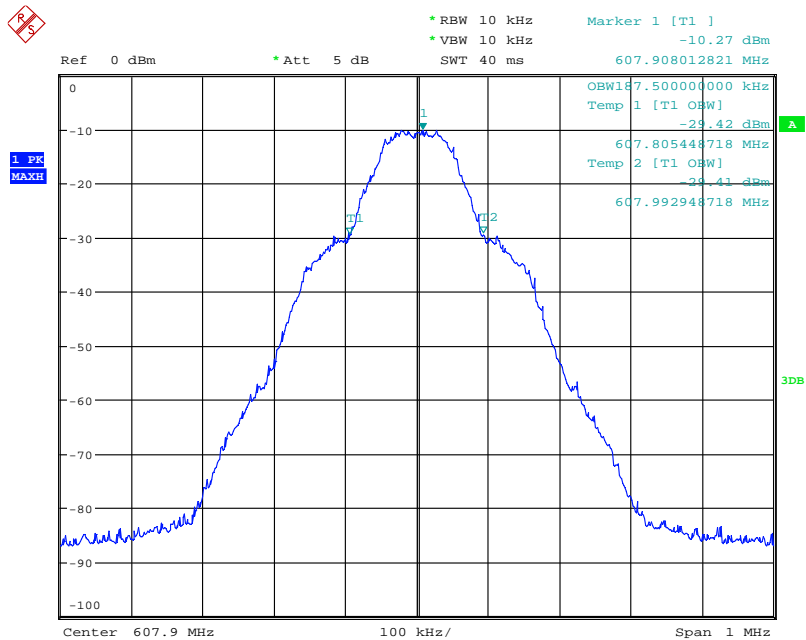
Date: 5.MAY.2021 10:23:04



Registration number: W6M22103-20772-C-1
FCC ID: M5X-ACT800T



OCCUPIED BANDWIDTH 539MHz
Date: 5.MAY.2021 10:14:34




OCCUPIED BANDWIDTH 607.9MHz
Date: 5.MAY.2021 10:34:11

Limit

The operating bandwidth shall not exceed 200 kHz.

Test equipment used: ETSTW-RE 055 , ETSTW-RE 072, ETSTW-RE 050

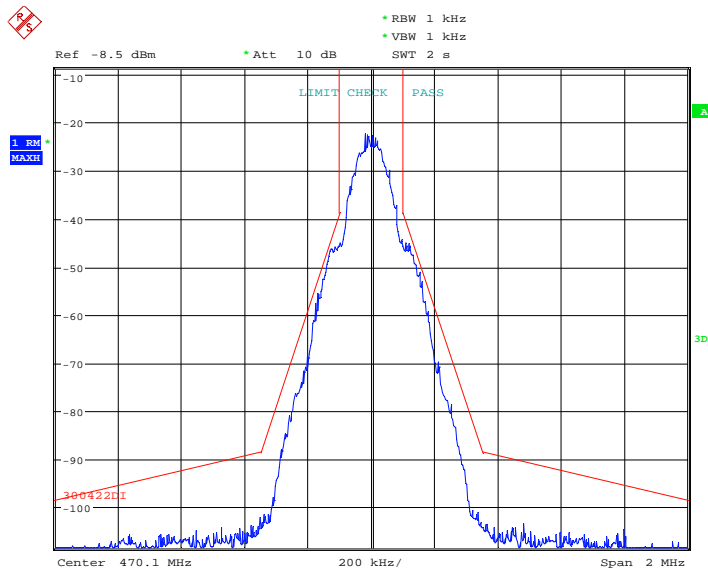


Registration number: W6M22103-20772-C-1
FCC ID: M5X-ACT800T

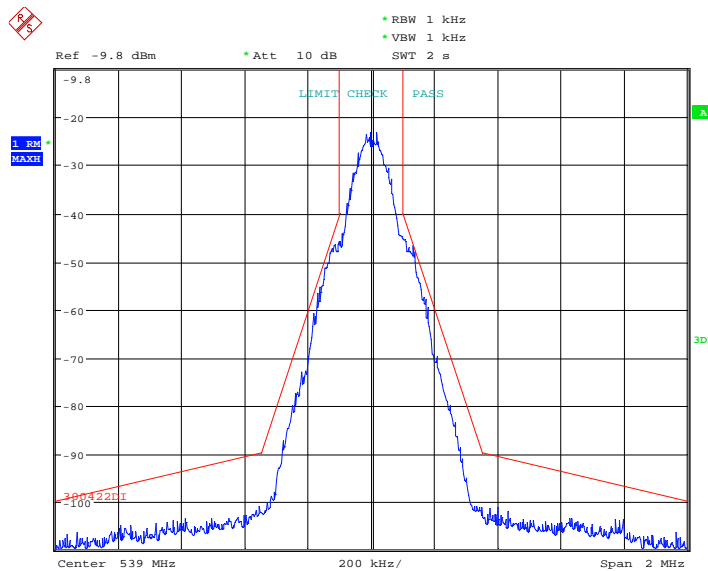
Emission Mask

(g) Emissions within the band from one megahertz below to one megahertz above the carrier frequency shall comply with the emission mask in Section 8.3 of ETSI EN 300 422-1 V2.1.2 (2017-01) (incorporated by reference, see § 15.38). Emissions outside this band shall comply with the limit specified at the edges of the ETSI mask.

Test date: May 05, 2021
Temperature: 24.8 °C
Humidity: 52.6 %
Tester: Sora

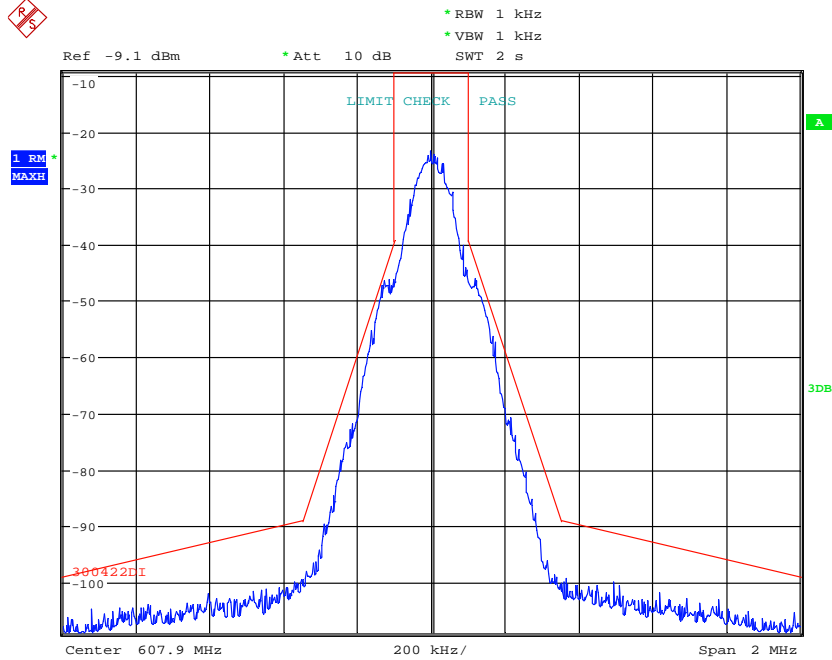


NECESSARY BANDWIDTH 470.1MHz
Date: 5.MAY.2021 10:22:01



NECESSARY BANDWIDTH 539MHz
Date: 5.MAY.2021 10:17:20

Registration number: W6M22103-20772-C-1
 FCC ID: M5X-ACT800T



NECESSARY BANDWIDTH 607.9MHz

Date: 5.MAY.2021 10:29:51

Test equipment used: ETSTW-RE 055 , ETSTW-RE 072

LIMIT acc. Subclause 8.3.1.2

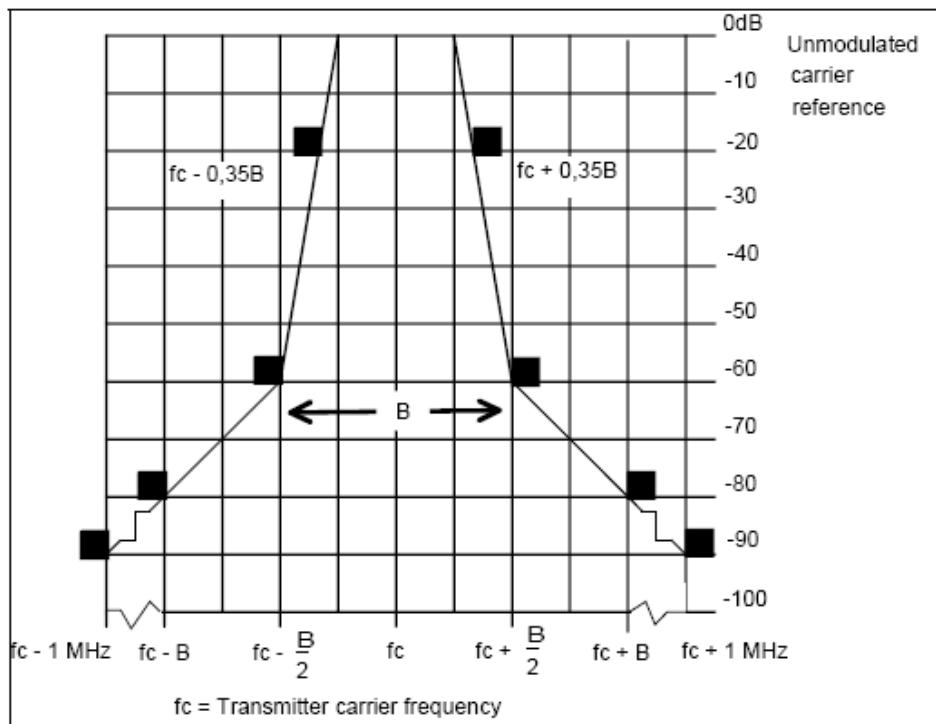



Figure 1: Spectrum mask for analogue systems in all bands



Registration number: W6M22103-20772-C-1

FCC ID: M5X-ACT800T

LIMIT acc. Subclause 8.3.2.2

The transmitter output spectrum shall be within the mask defined in figure 2. This mask may also be used for both analogue and digital Assistive Listening Devices.

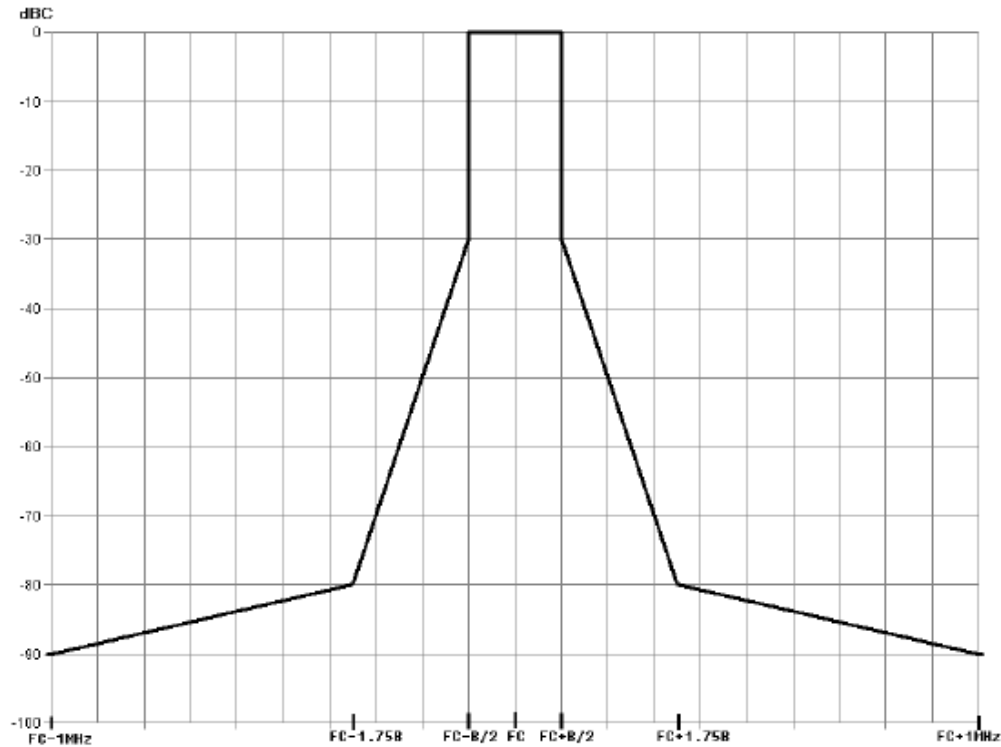



Figure 2: Spectrum mask for digital systems below 1 GHz



Registration number: W6M22103-20772-C-1

FCC ID: M5X-ACT800T

6 Radiated Spurious Emission , FCC 15.236(g)

6.1 Test procedure

(g) Emissions within the band from one megahertz below to one megahertz above the carrier frequency shall comply with the emission mask in Section 8.3 of ETSI EN 300 422-1 V2.1.2 (2017-01) (incorporated by reference, see § 15.38). Emissions outside this band shall comply with the limit specified at the edges of the ETSI mask.

6.2 Test results

The measurements of the spurious emission at the upper , center and lower channel.
The measurement diagrams show that all significant spurs are well below the limit line.

Summary table with radiated data of the test plots for Carrier Test Frequency

Model: ACT-800T Date: --
 Mode: -- Temperature: -- °C Engineer: --
 Polarization: Horizontal Humidity: -- %

Frequency (MHz)	Reading (dBm) Peak	Factor (dB) Corr.	Result (dBm)	Limit (dBm)	Margin (dB)	Table Degree (Deg.)	Ant. High (cm)
--	--	--	--	--	--	--	--
--	--	--	--	--	--	--	--


Polarization: Vertical

Frequency (MHz)	Reading (dBm) Peak	Factor (dB) Corr.	Result (dBm)	Limit (dBm)	Margin (dB)	Table Degree (Deg.)	Ant. High (cm)
--	--	--	--	--	--	--	--
--	--	--	--	--	--	--	--

Note:

- 1. Correction Factor = Antenna Gain + Cable Loss + Amplifier Gain**
- 2. The formula of measured value as: Test Result = Reading + Correction Factor**
- 3. All not in the table noted test results are more than 20 dB below the relevant limits.**
- 4. See the attached diagram as appendix.**

Test equipment used: ETSTW-RE 004, ETSTW-RE 122, ETSTW-RE 030, ETSTW-RE 042, ETSTW-RE 043, ETSTW-RE 044



Registration number: W6M22103-20772-C-1
FCC ID: M5X-ACT800T

7 Frequency Stability, FCC 15.236(f)(3)

7.1 Test procedure

The frequency tolerance of the carrier signal shall be maintained within $\pm 0.005\%$ of the operating frequency over a temperature variation of -20 degrees to $+50$ degrees C at normal supply voltage, and for a variation in the primary supply voltage from 85% to 115% of the rated supply voltage at a temperature of 20 degrees C. Battery operated equipment shall be tested using a new battery.

7.2 Test results

Test date: April 28, 2021


Temperature: 22.6 °C

Humidity: 51.8 %

Tester: Sora

470.1MHz			
Test Temp	Carrier Freq.(MHz)	Result(ppm)	limit(ppm)
-20	470.104006	8.522463	50
-10	470.104006	8.522463	50
0	470.103205	6.817971	50
10	470.103205	6.817971	50
20	470.100801	1.704493	50
30	470.098397	-3.408985	50
40	470.099199	-1.704493	50
50	470.097596	-5.113478	50

539MHz			
Test Temp	Carrier Freq.(MHz)	Result(ppm)	limit(ppm)
-20	539.004006	7.433044	50
-10	539.004006	7.433044	50
0	539.004006	7.433044	50
10	539.002404	4.459826	50
20	539.002404	4.459826	50
30	539.000000	0.000000	50
40	538.999199	-1.486609	50
50	538.996795	-5.946434	50




Registration number: W6M22103-20772-C-1
FCC ID: M5X-ACT800T

607.9MHz			
Test Temp	Carrier Freq.(MHz)	Result(ppm)	limit(ppm)
-20	607.901603	2.636230	50
-10	607.902404	3.954344	50
0	607.902404	3.954344	50
10	607.902404	3.954344	50
20	607.901600	2.632432	50
30	607.900801	1.318115	50
40	607.899199	-1.318115	50
50	607.897596	-3.954344	50

Limit According to FCC 15.236(f)(3)

The frequency tolerance of the transmitter shall be 0.005 percent.

Test equipment used: ETSTW-RE 055, ETSTW-CE 009



Registration number: W6M22103-20772-C-1
FCC ID: M5X-ACT800T

Voltage

470.1MHz			
Test Volt	Carrier Freq.(MHz)	Result(ppm)	limit(ppm)
3.35Vd.c.	470.100801	1.704493	50
3.7Vd.c.	470.100801	1.704493	50
4.26Vd.c.	470.100801	1.704493	50

539MHz			
Test Volt	Carrier Freq.(MHz)	Result(ppm)	limit(ppm)
3.35Vd.c.	539.000801	1.486609	50
3.7Vd.c.	539.000801	1.486609	50
4.26Vd.c.	539.000801	1.486609	50


607.9MHz			
Test Volt	Carrier Freq.(MHz)	Result(ppm)	limit(ppm)
3.35Vd.c.	607.900801	1.318115	50
3.7Vd.c.	607.900801	1.318115	50
4.26Vd.c.	607.900801	1.318115	50

Limit : $\pm 0.005\%$

Limit According to FCC 15.236(f)(3)

The frequency tolerance of the transmitter shall be 0.005 percent.

Test equipment used: ETSTW-RE 055



Registration number: W6M22103-20772-C-1

FCC ID: M5X-ACT800T

8 Modulation

8.1 Test procedure

The devices may employ any type of modulation. The type of modulation used shall be reported. Equipment employing amplitude modulation (AM) or frequency modulation (FM) shall have a modulation index that does not exceed 100% or a frequency deviation that does not exceed ± 75 kHz, respectively.

8.2 Test results

Test date: --

Temperature: -- °C

Humidity: -- %

Tester: --

Limits : Modulation index that does not exceed 100% or a frequency deviation that does not exceed ± 75 kHz.

Test equipment used: ETSTW-RE 072, ETSTW-RE 055, ETSTW-RE 050

Explanation: This test is not required because the EUT belongs to digital device.



Registration number: W6M22103-20772-C-1
 FCC ID: M5X-ACT800T

9 Line Conducted Emission , FCC 15.207

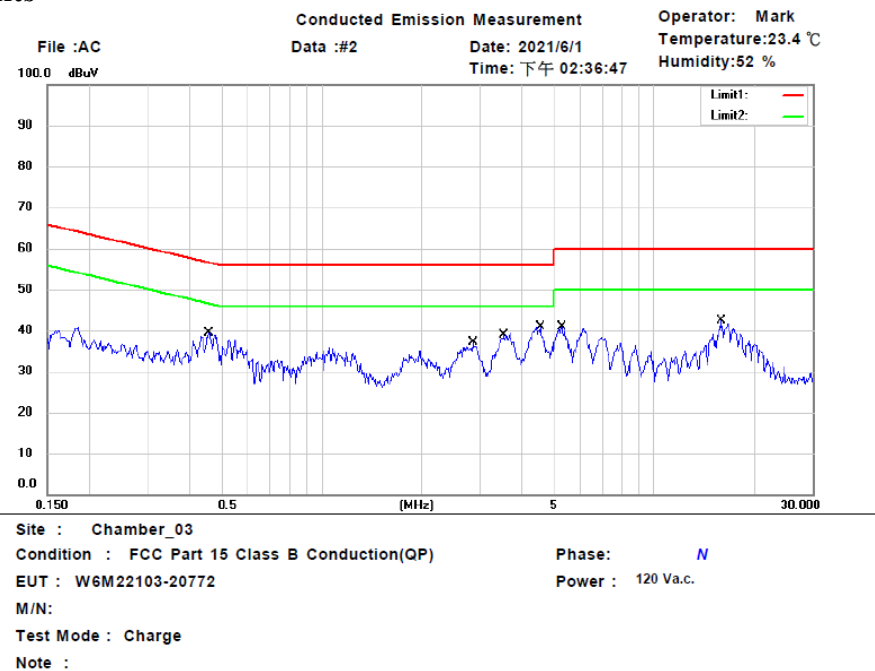
The occupied bandwidth, that is the frequency bandwidth such that, below its lower and above its upper frequency limits, the mean powers radiated are each equal to 0.5 percent of the total mean power. Near the carrier an Emission Mask is defined by the standard.

9.1 Test procedure


For an intentional radiator which is designed to be connected to the public utility (AC) power line, the radio frequency voltage that is conducted back onto the AC line on any frequency or frequencies within the band 150 kHz to 30 MHz shall not exceed the limits in the table bellows with this provision shall be based on the measurement of the radio frequency voltage between each power line and ground at the power terminals.

This measurement was transact first with instrumentation using an average and peak detector and a 10 kHz bandwidth. If the peak detector achieves a calculated level, the measurement is repeated by an instrumentation using a quasi-peak detector.

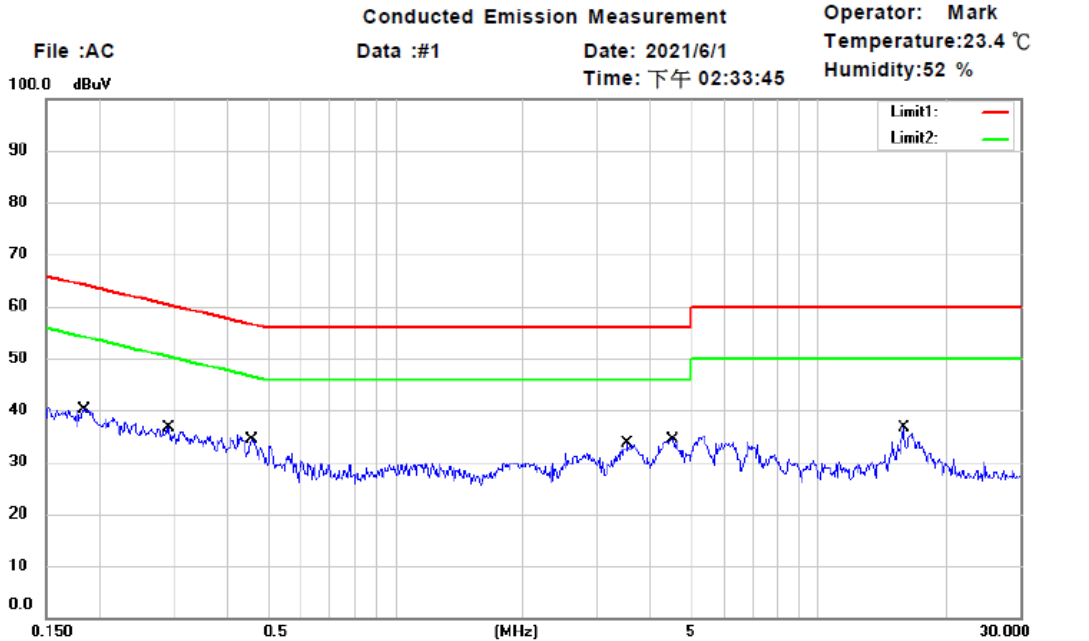
9.2 Test Results



Mk.	Frequency (MHz)	Reading (dBuV)	Detector	Corrected factor(dB)	Result (dBuV)	Limit (dBuV)	Margin (dB)	Comment
	0.4582	24.57	QP	9.61	34.18	56.73	-22.55	
*	0.4582	15.93	AVG	9.61	25.54	46.73	-21.19	
	2.8445	20.03	QP	9.52	29.55	56.00	-26.45	
	2.8445	10.70	AVG	9.52	20.22	46.00	-25.78	
	3.5330	21.62	QP	9.61	31.23	56.00	-24.77	
	3.5330	12.24	AVG	9.61	21.85	46.00	-24.15	
	4.5478	21.38	QP	9.99	31.37	56.00	-24.63	
	4.5478	11.86	AVG	9.99	21.85	46.00	-24.15	
	5.2500	23.93	QP	10.21	34.14	60.00	-25.86	
	5.2500	14.39	AVG	10.21	24.60	50.00	-25.40	
	15.8750	23.62	QP	10.15	33.77	60.00	-26.23	
	15.8750	12.23	AVG	10.15	22.38	50.00	-27.62	



Registration number: W6M22103-20772-C-1
 FCC ID: M5X-ACT800T




Site : Chamber_03
 Condition : FCC Part 15 Class B Conduction(QP) Phase: L1
 EUT : W6M22103-20772 Power : 120 Va.c.
 M/N:
 Test Mode : Charge
 Note :

Mk.	Frequency (MHz)	Reading (dBuV)	Detector	Corrected factor(dB)	Result (dBuV)	Limit (dBuV)	Margin (dB)	Comment
	0.1841	25.88	QP	9.66	35.54	64.30	-28.76	
	0.1841	18.18	AVG	9.66	27.84	54.30	-26.46	
	0.2923	16.97	QP	9.64	26.61	60.46	-33.85	
	0.2923	3.09	AVG	9.64	12.73	50.46	-37.73	
	0.4566	17.12	QP	9.62	26.74	56.75	-30.01	
	0.4566	10.18	AVG	9.62	19.80	46.75	-26.95	
	3.5443	17.74	QP	9.61	27.35	56.00	-28.65	
	3.5443	13.30	AVG	9.61	22.91	46.00	-23.09	
	4.5028	18.77	QP	9.97	28.74	56.00	-27.26	
*	4.5028	13.90	AVG	9.97	23.87	46.00	-22.13	
	15.8625	17.00	QP	10.06	27.06	60.00	-32.94	
	15.8625	10.82	AVG	10.06	20.88	50.00	-29.12	

- Note:**
- The formula of measured value as: Test Result = Reading + Correction Factor
 - The Correction Factor = Cable Loss + LISN Insertion Loss + Pulse Limit Loss
 - Detector function in the form : PK = Peak, QP = Quasi Peak, AV = Average
 - All not in the table noted test results are more than 20 dB below the relevant limits.
 - Up Line: QP Limit Line, Down Line: Ave Limit Line.

Test equipment used: ETSTW-CE 001, ETSTW-CE 016, ETSTW-RE 045



Appendix

A. Photos

1. External Photos
2. Internal Photos
3. Set Up Photo of Radiated Emission
4. Set Up Photo of Conducted Emission

B. Measurement diagrams

Radiation Spurious Emission



Address:6F.,No.58,Ln 188,Ruey Kuang Rd,Neihu,Taipei
 Tel:+886-2-6606-8877
 Fax:+886-2-6606-8879

Radiated Emission Measurement

Operator: Sora

File :1

Data :#1

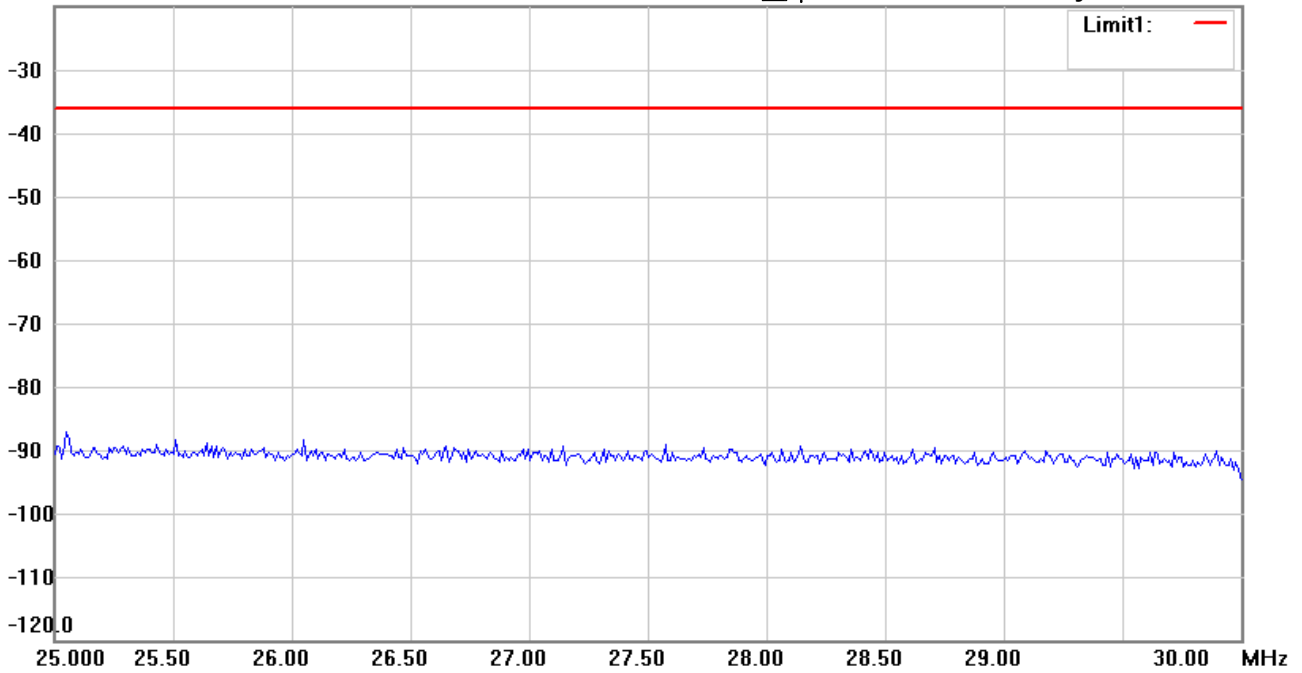
Date: 2021/4/27

Temperature:24 °C

-20.0 dBm

Time: 上午 09:19:01

Humidity:60 %



Site : Chamber

Condition : ETSI EN300_422-TX_Spurious_OP

Polarization: *Horizontal*

EUT : W6M22103-20772

Power : 3.7 Vd.c.

M/N:

Distance: 3m

Test Mode : Tx 470.1MHz

Note :

Mk.	Frequency (MHz)	Reading (dBm)	Detector	Corr. factor (dB)	Result (dBm)	Limit (dBm)	Ant.Pos (cm)	Tab.Pos (deg.)	Margin (dB)	Comment
-----	-----------------	---------------	----------	-------------------	--------------	-------------	--------------	----------------	-------------	---------

*:Maximum data x:Over limit !:over margin



Address:6F.,No.58,Ln 188,Ruey Kuang Rd,Neihu,Taipei
 Tel:+886-2-6606-8877
 Fax:+886-2-6606-8879

Radiated Emission Measurement

Operator: Sora

File :1

Data :#3

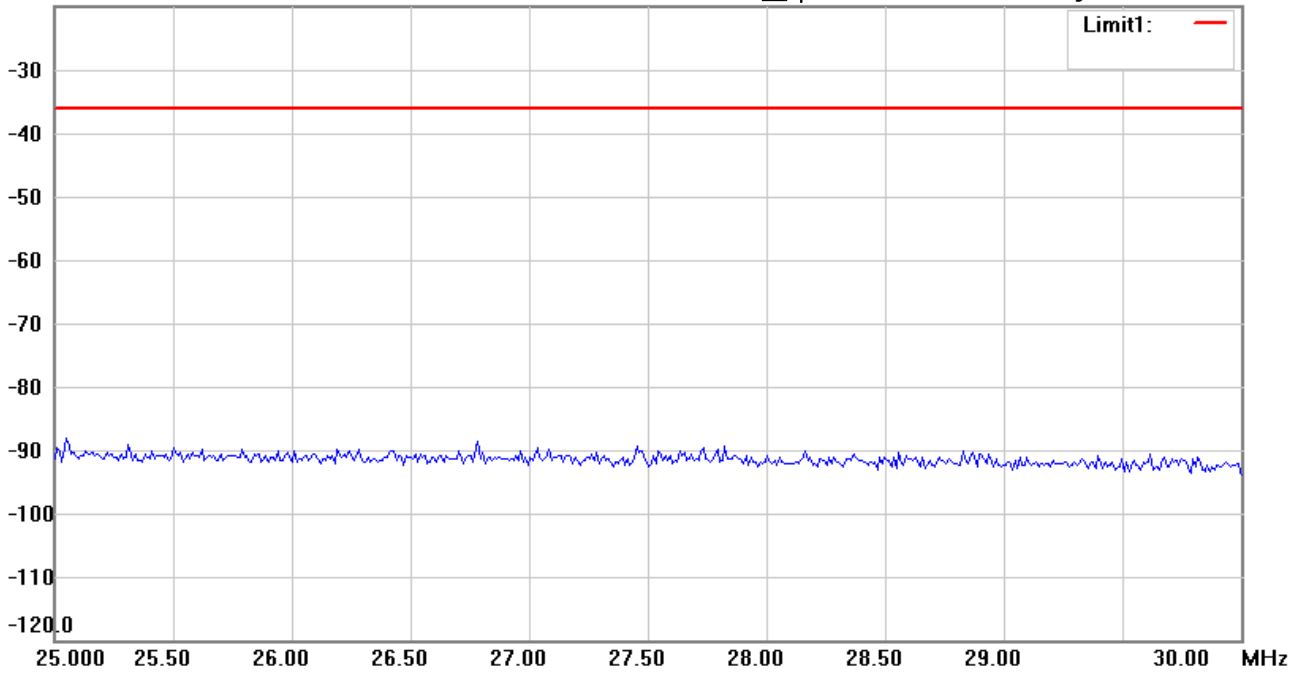
Date: 2021/4/27

Temperature:24 °C

-20.0 dBm

Time: 上午 09:21:20

Humidity:60 %



Site : Chamber

Condition : ETSI EN300_422-TX_Spurious_OP

Polarization: *Vertical*

EUT : W6M22103-20772

Power : 3.7 Vd.c.

M/N:

Distance: 3m

Test Mode : Tx 470.1MHz

Note :

Mk.	Frequency (MHz)	Reading (dBm)	Detector	Corr. factor (dB)	Result (dBm)	Limit (dBm)	Ant.Pos (cm)	Tab.Pos (deg.)	Margin (dB)	Comment
-----	-----------------	---------------	----------	-------------------	--------------	-------------	--------------	----------------	-------------	---------

*:Maximum data x:Over limit !:over margin



Radiated Emission Measurement

Operator: Sora

File :1

Data :#2

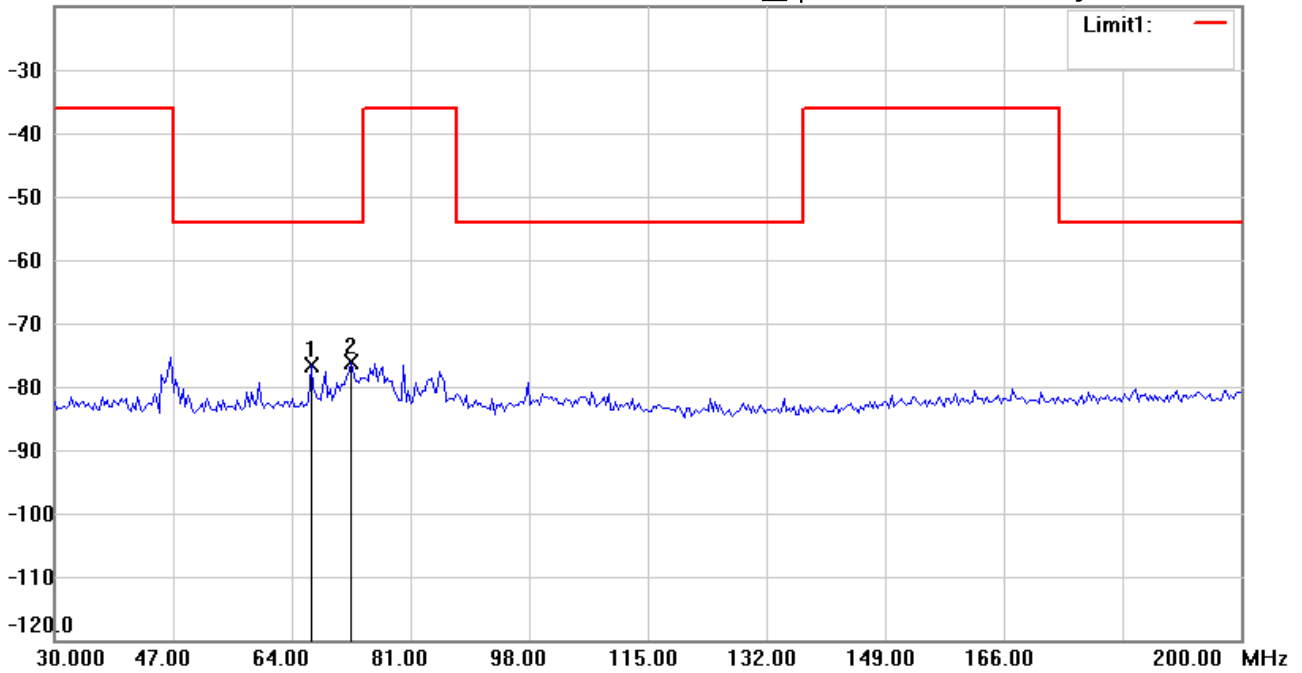
Date: 2021/4/27

Temperature:24 °C

-20.0 dBm

Time: 上午 09:19:39

Humidity:60 %



Site : Chamber

Condition : ETSI EN300_422-TX_Spurious_OP

EUT : W6M22103-20772

M/N:

Test Mode : Tx 470.1MHz

Note :

Polarization: *Horizontal*

Power : 3.7 Vd.c.

Distance: 3m

Mk.	Frequency (MHz)	Reading (dBm)	Detector	Corr. factor (dB)	Result (dBm)	Limit (dBm)	Ant.Pos (cm)	Tab.Pos (deg.)	Margin (dB)	Comment
	66.7936	-98.24	peak	21.59	-76.65	-54.00	150	150	-22.65	
*	72.5852	-97.73	peak	21.54	-76.19	-54.00	150	195	-22.19	



Radiated Emission Measurement

Operator: Sora

File :1

Data :#4

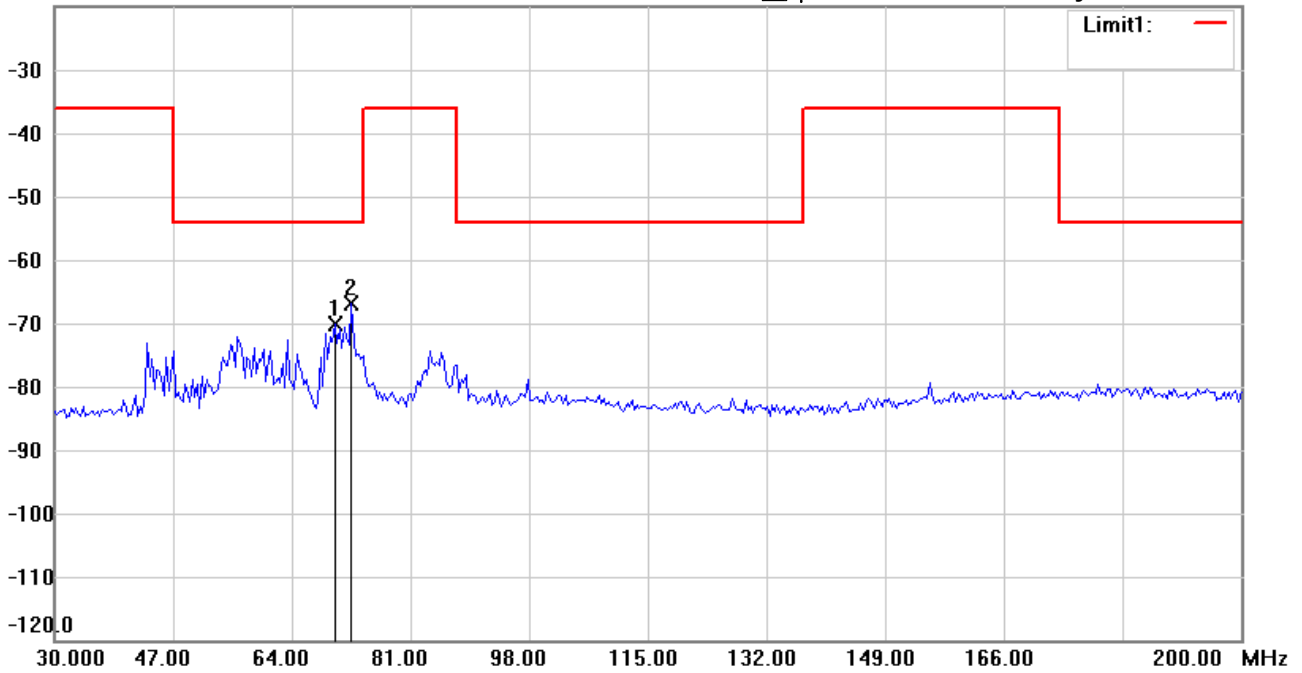
Date: 2021/4/27

Temperature:24 °C

-20.0 dBm

Time: 上午 09:21:58

Humidity:60 %



Site : Chamber

Condition : ETSI EN300_422-TX_Spurious_OP

Polarization: **Vertical**

EUT : W6M22103-20772

Power : 3.7 Vd.c.

M/N:

Distance: 3m

Test Mode : Tx 470.1MHz

Note :

Mk.	Frequency (MHz)	Reading (dBm)	Detector	Corr. factor (dB)	Result (dBm)	Limit (dBm)	Ant.Pos (cm)	Tab.Pos (deg.)	Margin (dB)	Comment
	70.2004	-91.09	peak	20.99	-70.10	-54.00	150	340	-16.10	
*	72.5852	-88.01	peak	21.05	-66.96	-54.00	150	285	-12.96	



Radiated Emission Measurement

Operator: Sora

File :2

Data :#1

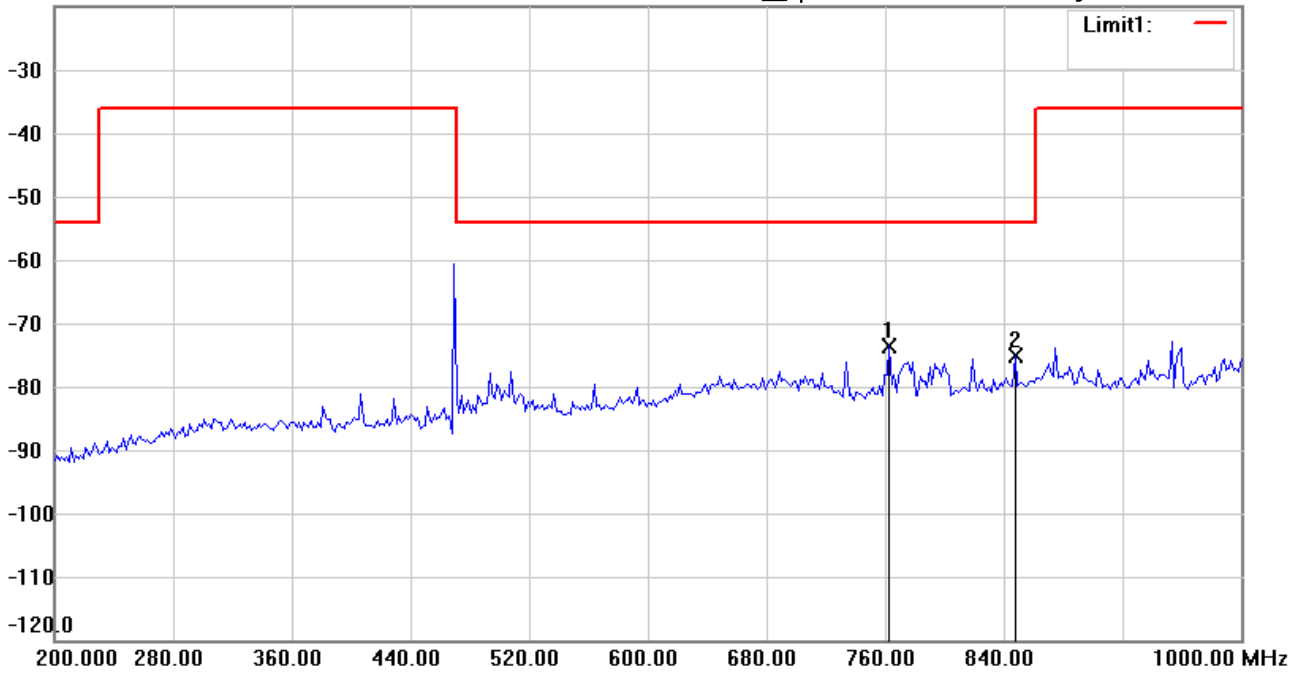
Date: 2021/4/27

Temperature:24 °C

-20.0 dBm

Time: 上午 10:37:03

Humidity:60 %



Site : Chamber

Condition : ETSI EN300_422-TX_Spurious_OP

Polarization: *Horizontal*

EUT : W6M22103-20772

Power : 3.7 Vd.c.

M/N:

Distance: 3m

Test Mode : Tx 470.1MHz

Note :

Mk.	Frequency (MHz)	Reading (dBm)	Detector	Corr. factor (dB)	Result (dBm)	Limit (dBm)	Ant.Pos (cm)	Tab.Pos (deg.)	Margin (dB)	Comment
*	762.7255	-69.10	peak	-4.54	-73.64	-54.00	150	125	-19.64	
	847.6954	-72.35	peak	-2.70	-75.05	-54.00	150	180	-21.05	



Radiated Emission Measurement

Operator: Sora

File :2

Data :#2

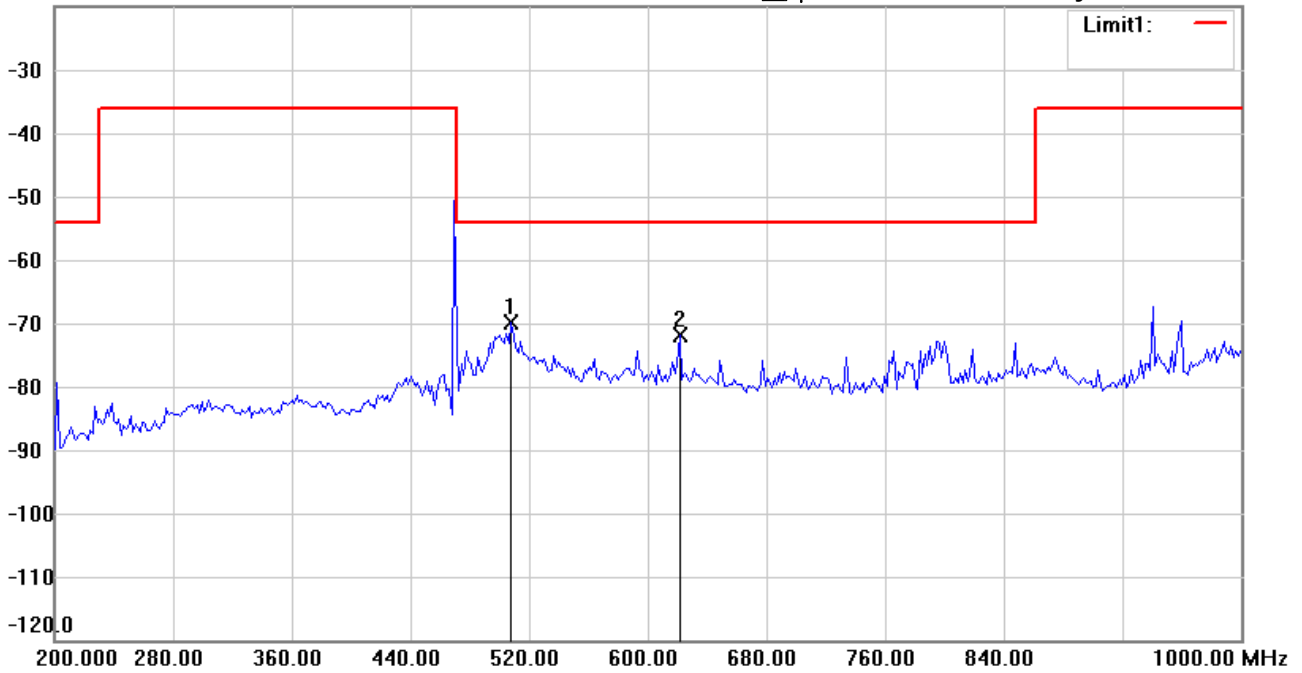
Date: 2021/4/27

Temperature:24 °C

-20.0 dBm

Time: 上午 10:38:24

Humidity:60 %



Site : Chamber

Condition : ETSI EN300_422-TX_Spurious_OP

Polarization: **Vertical**

EUT : W6M22103-20772

Power : 3.7 Vd.c.

M/N:

Distance: 3m

Test Mode : Tx 470.1MHz

Note :

Mk.	Frequency (MHz)	Reading (dBm)	Detector	Corr. factor (dB)	Result (dBm)	Limit (dBm)	Ant.Pos (cm)	Tab.Pos (deg.)	Margin (dB)	Comment
*	507.8156	-63.34	peak	-6.62	-69.96	-54.00	150	225	-15.96	
	621.6433	-66.66	peak	-5.09	-71.75	-54.00	150	305	-17.75	



Radiated Emission Measurement

Operator: Sora

File :3

Data :#1

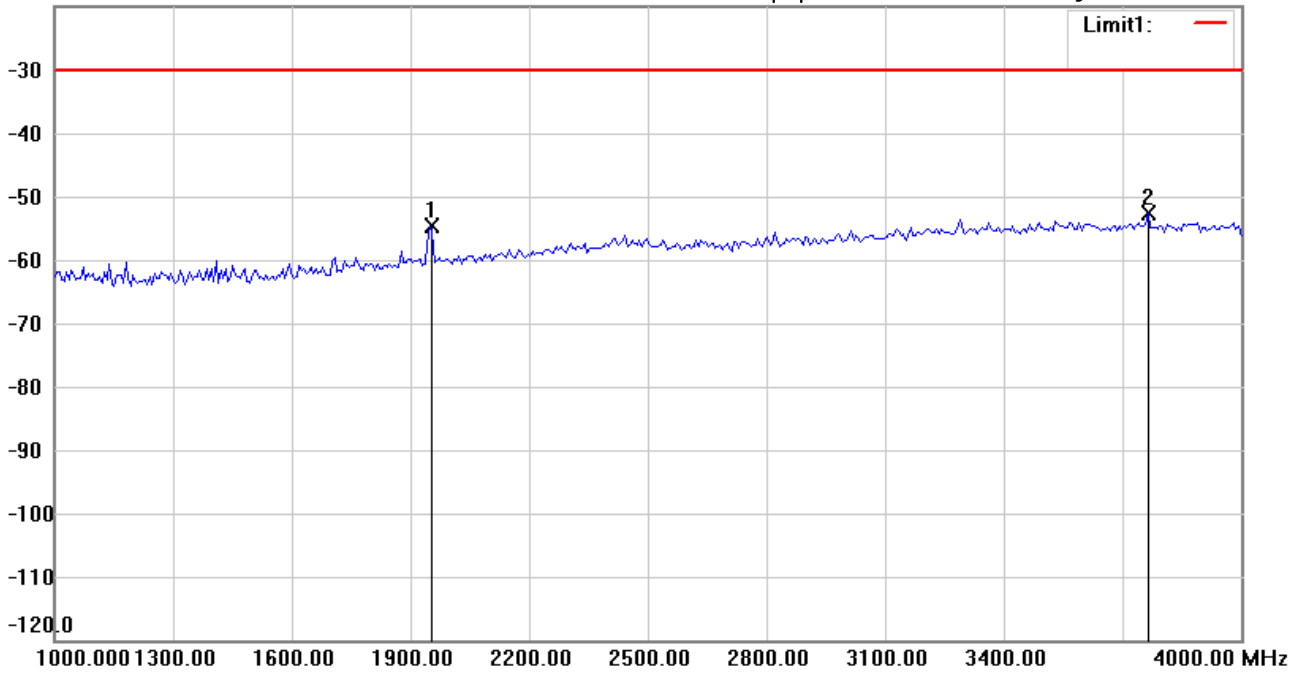
Date: 2021/4/25

Temperature:24 °C

-20.0 dBm

Time: 下午 02:29:07

Humidity:60 %



Site : Chamber

Condition : ETSI EN300_422-TX_Spurious_OP

Polarization: *Horizontal*

EUT : W6M22103-20772

Power : 3.7 Vd.c.

M/N:

Distance: 3m

Test Mode : Tx 470.1MHz

Note :

Mk.	Frequency (MHz)	Reading (dBm)	Detector	Corr. factor (dB)	Result (dBm)	Limit (dBm)	Ant.Pos (cm)	Tab.Pos (deg.)	Margin (dB)	Comment
	1949.900	-55.52	peak	0.78	-54.74	-30.00	150	75	-24.74	
*	3765.531	-60.29	peak	7.67	-52.62	-30.00	150	125	-22.62	



Radiated Emission Measurement

Operator: Sora

File :3

Data :#2

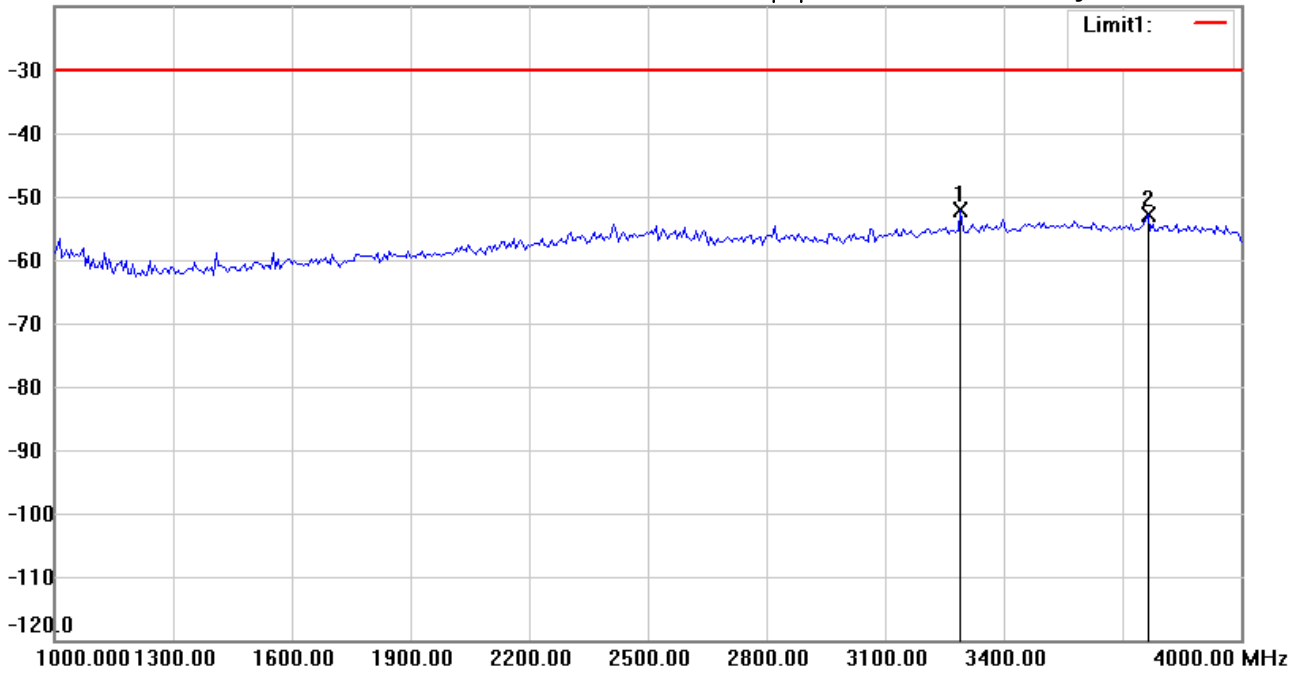
Date: 2021/4/25

Temperature:24 °C

-20.0 dBm

Time: 下午 02:31:15

Humidity:60 %



Site : Chamber

Condition : ETSI EN300_422-TX_Spurious_OP

Polarization: **Vertical**

EUT : W6M22103-20772

Power : 3.7 Vd.c.

M/N:

Distance: 3m

Test Mode : Tx 470.1MHz

Note :

Mk.	Frequency (MHz)	Reading (dBm)	Detector	Corr. factor (dB)	Result (dBm)	Limit (dBm)	Ant.Pos (cm)	Tab.Pos (deg.)	Margin (dB)	Comment
*	3290.581	-58.63	peak	6.62	-52.01	-30.00	150	115	-22.01	
	3765.531	-60.30	peak	7.45	-52.85	-30.00	150	65	-22.85	



Address:6F.,No.58,Ln 188,Ruey Kuang Rd,Neihu,Taipei
 Tel:+886-2-6606-8877
 Fax:+886-2-6606-8879

Radiated Emission Measurement

Operator: Sora

File :1

Data :#1

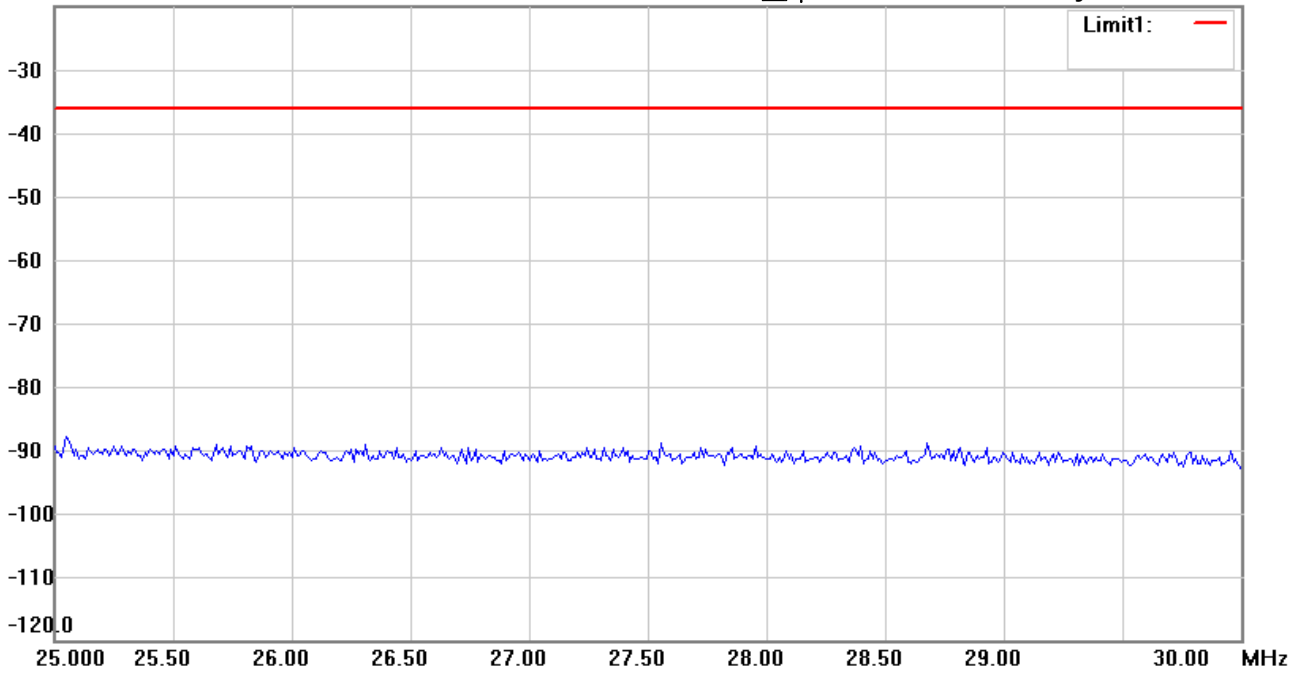
Date: 2021/4/27

Temperature:24 °C

-20.0 dBm

Time: 上午 09:17:08

Humidity:60 %



Site : Chamber

Condition : ETSI EN300_422-TX_Spurious_OP

Polarization: *Horizontal*

EUT : W6M22103-20772

Power : 3.7 Vd.c.

M/N:

Distance: 3m

Test Mode : Tx 539MHz

Note :

Mk.	Frequency (MHz)	Reading (dBm)	Detector	Corr. factor (dB)	Result (dBm)	Limit (dBm)	Ant.Pos (cm)	Tab.Pos (deg.)	Margin (dB)	Comment
-----	-----------------	---------------	----------	-------------------	--------------	-------------	--------------	----------------	-------------	---------

*:Maximum data x:Over limit !:over margin



Address:6F.,No.58,Ln 188,Ruey Kuang Rd,Neihu,Taipei
 Tel:+886-2-6606-8877
 Fax:+886-2-6606-8879

Radiated Emission Measurement

Operator: Sora

File :1

Data :#3

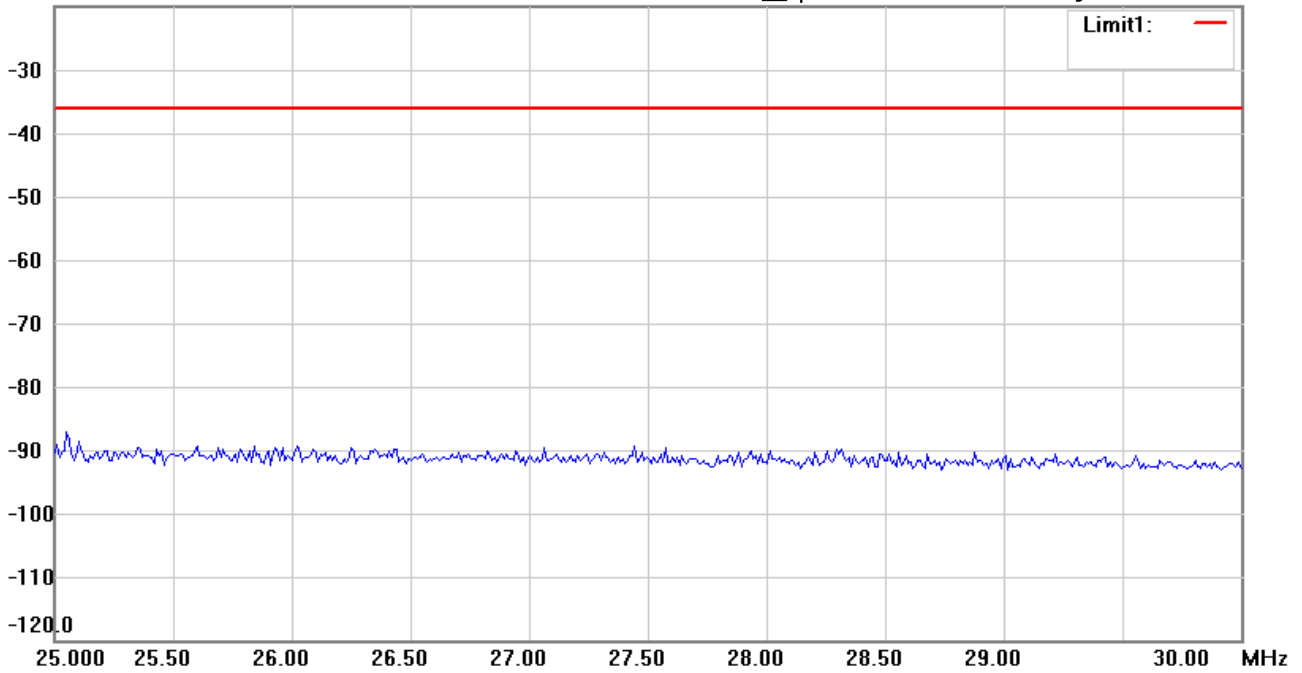
Date: 2021/4/27

Temperature:24 °C

-20.0 dBm

Time: 上午 09:23:58

Humidity:60 %



Site : Chamber

Condition : ETSI EN300_422-TX_Spurious_OP

Polarization: *Vertical*

EUT : W6M22103-20772

Power : 3.7 Vd.c.

M/N:

Distance: 3m

Test Mode : Tx 539MHz

Note :

Mk.	Frequency (MHz)	Reading (dBm)	Detector	Corr. factor (dB)	Result (dBm)	Limit (dBm)	Ant.Pos (cm)	Tab.Pos (deg.)	Margin (dB)	Comment
-----	-----------------	---------------	----------	-------------------	--------------	-------------	--------------	----------------	-------------	---------

*:Maximum data x:Over limit !:over margin



Radiated Emission Measurement

Operator: Sora

File :1

Data :#2

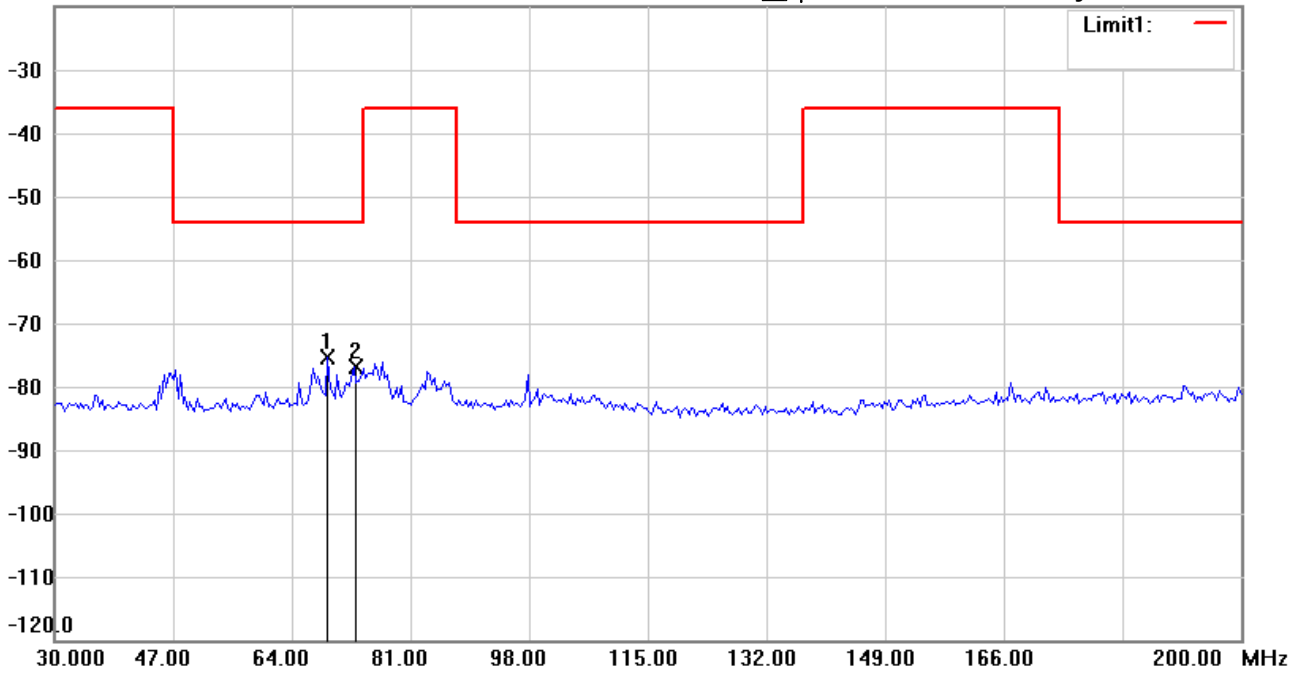
Date: 2021/4/27

Temperature:24 °C

-20.0 dBm

Time: 上午 09:17:46

Humidity:60 %



Site : Chamber

Condition : ETSI EN300_422-TX_Spurious_OP

Polarization: *Horizontal*

EUT : W6M22103-20772

Power : 3.7 Vd.c.

M/N:

Distance: 3m

Test Mode : Tx 539MHz

Note :

Mk.	Frequency (MHz)	Reading (dBm)	Detector	Corr. factor (dB)	Result (dBm)	Limit (dBm)	Ant.Pos (cm)	Tab.Pos (deg.)	Margin (dB)	Comment
*	69.1784	-96.98	peak	21.52	-75.46	-54.00	150	45	-21.46	
	72.9260	-98.40	peak	21.54	-76.86	-54.00	150	80	-22.86	



Radiated Emission Measurement

Operator: Sora

File :1

Data :#4

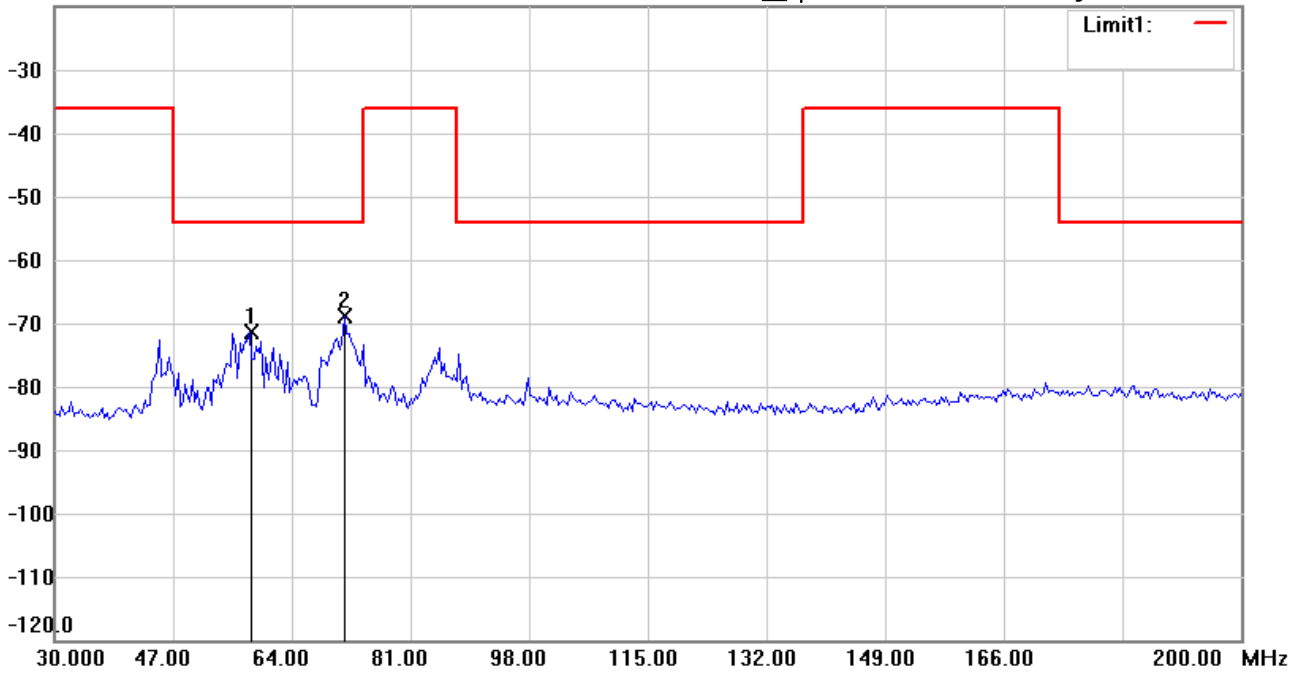
Date: 2021/4/27

Temperature:24 °C

-20.0 dBm

Time: 上午 09:24:36

Humidity:60 %



Site : Chamber

Condition : ETSI EN300_422-TX_Spurious_OP

EUT : W6M22103-20772

M/N:

Test Mode : Tx 539MHz

Note :

Polarization: **Vertical**

Power : 3.7 Vd.c.

Distance: 3m

Mk.	Frequency (MHz)	Reading (dBm)	Detector	Corr. factor (dB)	Result (dBm)	Limit (dBm)	Ant.Pos (cm)	Tab.Pos (deg.)	Margin (dB)	Comment
	57.9360	-92.94	peak	21.54	-71.40	-54.00	150	220	-17.40	
*	71.5631	-89.94	peak	21.02	-68.92	-54.00	150	305	-14.92	



Radiated Emission Measurement

Operator: Sora

File :2

Data :#1

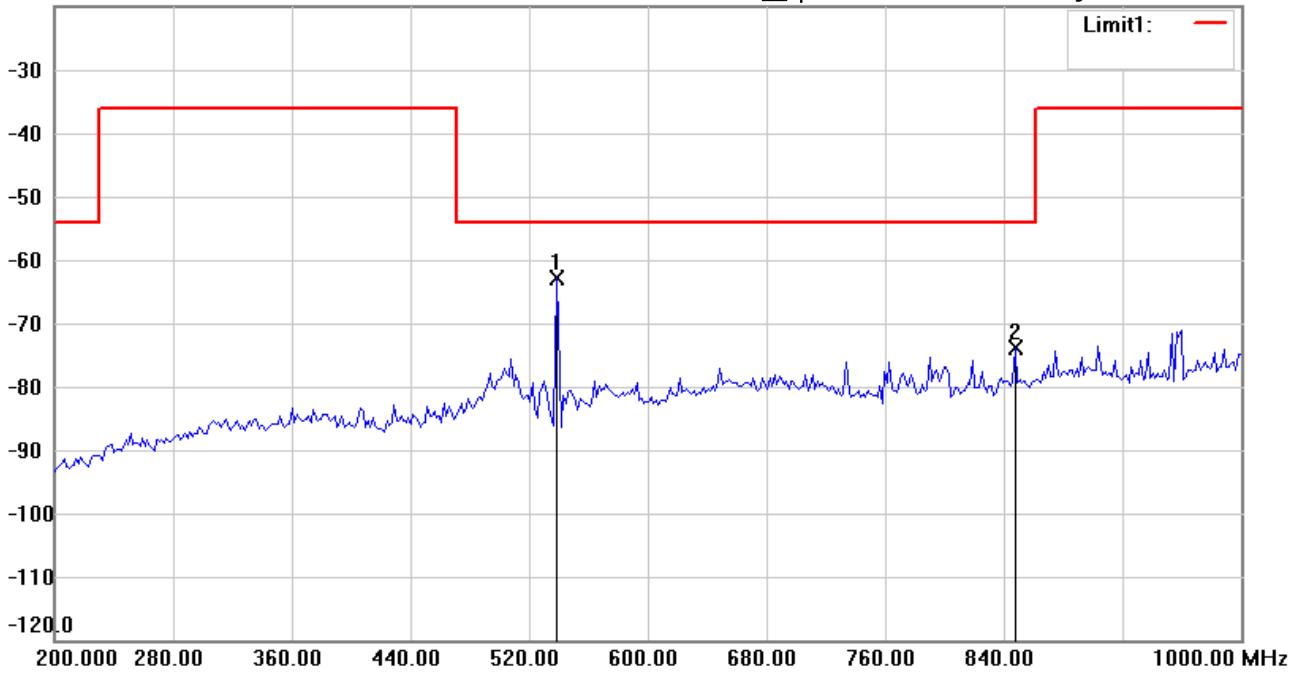
Date: 2021/4/27

Temperature:24 °C

-20.0 dBm

Time: 上午 10:42:24

Humidity:60 %



Site : Chamber

Condition : ETSI EN300_422-TX_Spurious_OP

EUT : W6M22103-20772

M/N:

Test Mode : Tx 539MHz

Note :

Polarization: *Horizontal*

Power : 3.7 Vd.c.

Distance: 3m

Mk.	Frequency (MHz)	Reading (dBm)	Detector	Corr. factor (dB)	Result (dBm)	Limit (dBm)	Ant.Pos (cm)	Tab.Pos (deg.)	Margin (dB)	Comment
*	538.2766	-54.91	peak	-7.97	-62.88	-54.00	150	180	-8.88	
	847.6954	-71.09	peak	-2.70	-73.79	-54.00	150	115	-19.79	



Radiated Emission Measurement

Operator: Sora

File :2

Data :#2

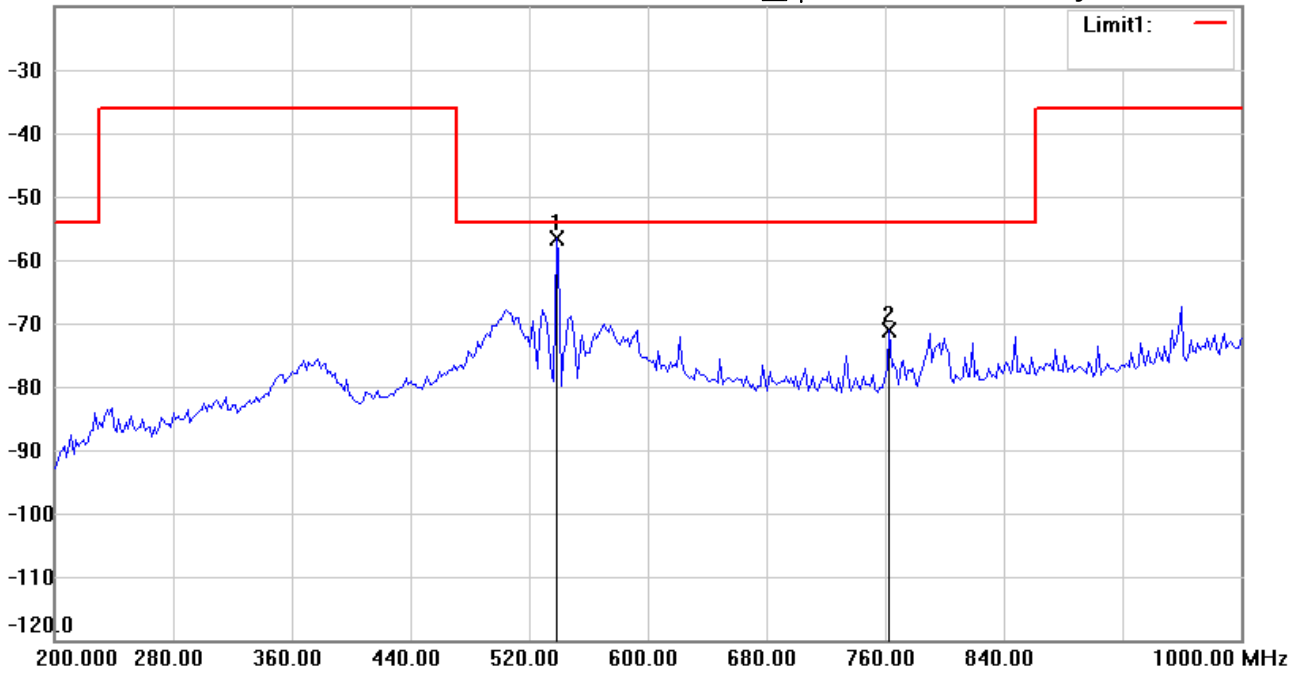
Date: 2021/4/27

Temperature:24 °C

-20.0 dBm

Time: 上午 10:43:54

Humidity:60 %



Site : Chamber

Condition : ETSI EN300_422-TX_Spurious_OP

EUT : W6M22103-20772

M/N:

Test Mode : Tx 539MHz

Note :

Polarization: **Vertical**

Power : 3.7 Vd.c.

Distance: 3m

Mk.	Frequency (MHz)	Reading (dBm)	Detector	Corr. factor (dB)	Result (dBm)	Limit (dBm)	Ant.Pos (cm)	Tab.Pos (deg.)	Margin (dB)	Comment
*	538.2766	-50.37	peak	-6.28	-56.65	-54.00	150	175	-2.65	
	762.7255	-67.62	peak	-3.41	-71.03	-54.00	150	285	-17.03	



Radiated Emission Measurement

Operator: Sora

File :3

Data :#1

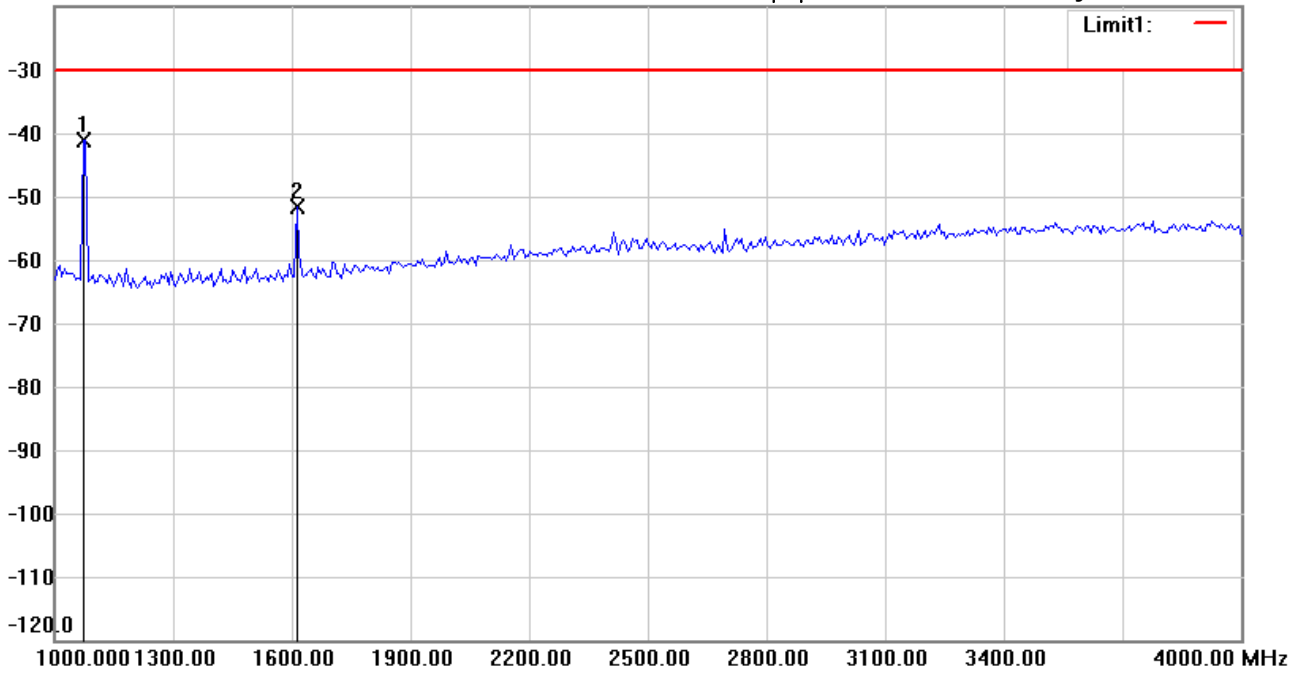
Date: 2021/4/25

Temperature:24 °C

-20.0 dBm

Time: 下午 02:36:21

Humidity:60 %



Site : Chamber

Condition : ETSI EN300_422-TX_Spurious_OP

Polarization: *Horizontal*

EUT : W6M22103-20772

Power : 3.7 Vd.c.

M/N:

Distance: 3m

Test Mode : Tx 539MHz

Note :

Mk.	Frequency (MHz)	Reading (dBm)	Detector	Corr. factor (dB)	Result (dBm)	Limit (dBm)	Ant.Pos (cm)	Tab.Pos (deg.)	Margin (dB)	Comment
*	1072.144	-38.89	peak	-2.16	-41.05	-30.00	150	335	-11.05	
	1613.226	-50.24	peak	-1.45	-51.69	-30.00	150	250	-21.69	



Radiated Emission Measurement

Operator: Sora

File :3

Data :#2

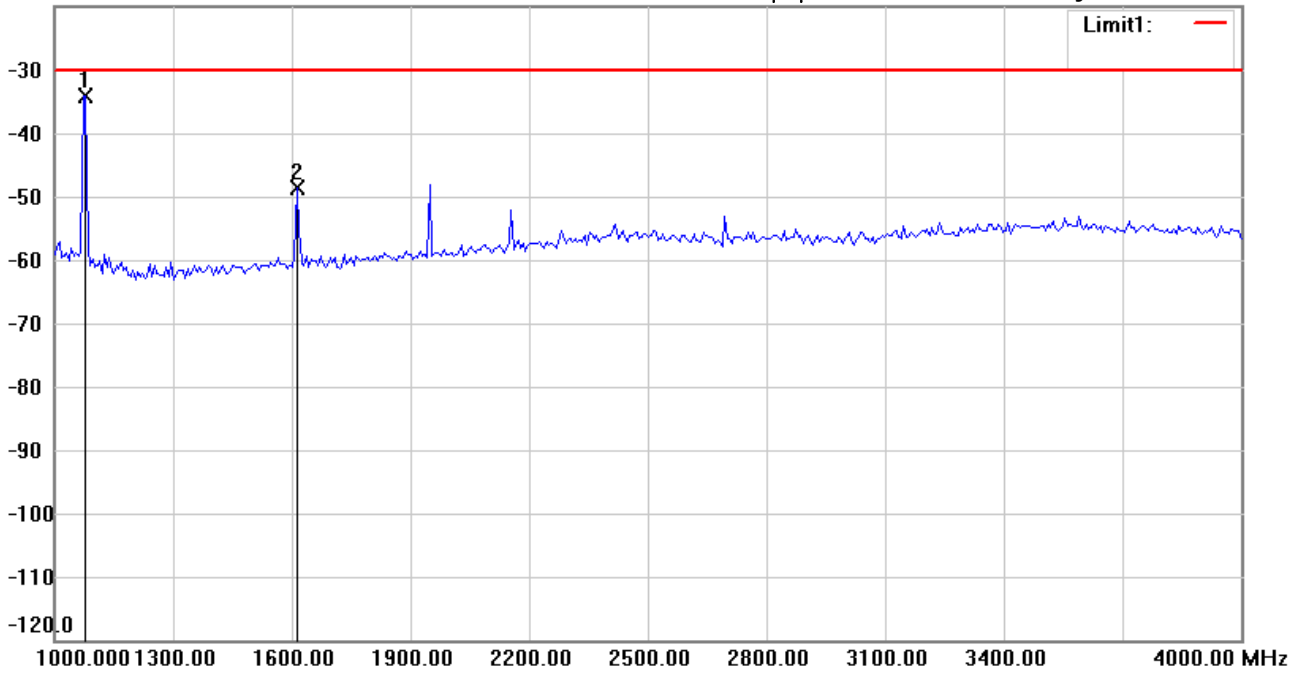
Date: 2021/4/25

Temperature:24 °C

-20.0 dBm

Time: 下午 02:37:46

Humidity:60 %



Site : Chamber

Condition : ETSI EN300_422-TX_Spurious_OP

EUT : W6M22103-20772

M/N:

Test Mode : Tx 539MHz

Note :

Polarization: **Vertical**

Power : 3.7 Vd.c.

Distance: 3m

Mk.	Frequency (MHz)	Reading (dBm)	Detector	Corr. factor (dB)	Result (dBm)	Limit (dBm)	Ant.Pos (cm)	Tab.Pos (deg.)	Margin (dB)	Comment
*	1078.156	-32.67	peak	-1.53	-34.20	-30.00	150	205	-4.20	
	1613.226	-48.84	peak	0.34	-48.50	-30.00	150	160	-18.50	



Address:6F.,No.58,Ln 188,Ruey Kuang Rd,Neihu,Taipei
 Tel:+886-2-6606-8877
 Fax:+886-2-6606-8879

Radiated Emission Measurement

Operator: Sora

File :1

Data :#1

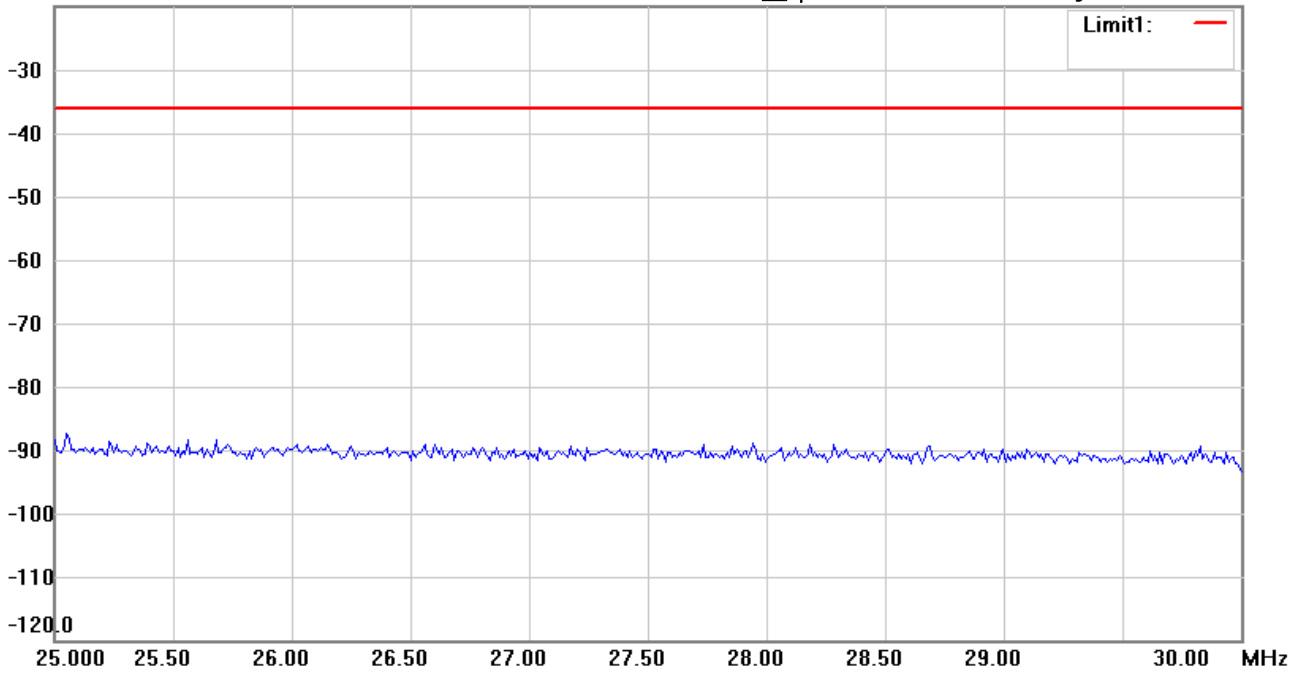
Date: 2021/4/27

Temperature:24 °C

-20.0 dBm

Time: 上午 09:15:00

Humidity:60 %



Site : Chamber

Condition : ETSI EN300_422-TX_Spurious_OP

Polarization: *Horizontal*

EUT : W6M22103-20772

Power : 3.7 Vd.c.

M/N:

Distance: 3m

Test Mode : Tx 607.9MHz

Note :

Mk.	Frequency (MHz)	Reading (dBm)	Detector	Corr. factor (dB)	Result (dBm)	Limit (dBm)	Ant.Pos (cm)	Tab.Pos (deg.)	Margin (dB)	Comment
-----	-----------------	---------------	----------	-------------------	--------------	-------------	--------------	----------------	-------------	---------

*:Maximum data x:Over limit !:over margin



Address:6F.,No.58,Ln 188,Ruey Kuang Rd,Neihu,Taipei
 Tel:+886-2-6606-8877
 Fax:+886-2-6606-8879

Radiated Emission Measurement

Operator: Sora

File :1

Data :#3

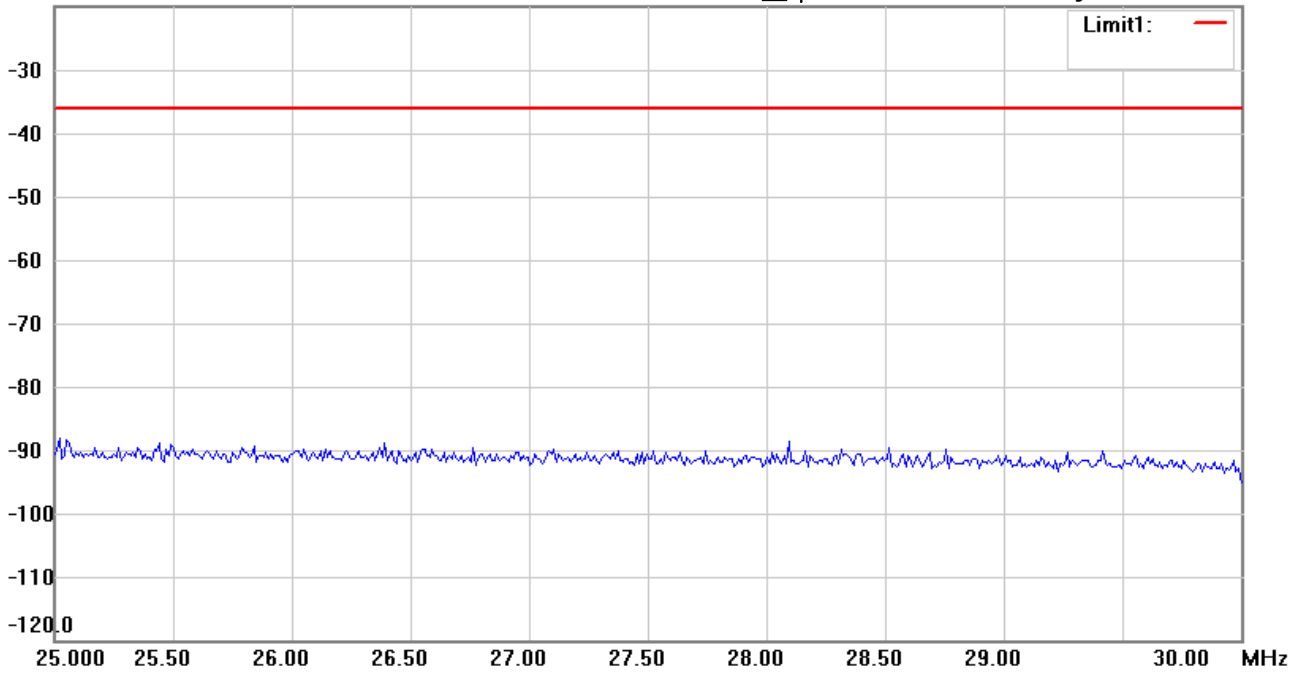
Date: 2021/4/27

Temperature:24 °C

-20.0 dBm

Time: 上午 09:26:06

Humidity:60 %



Site : Chamber

Condition : ETSI EN300_422-TX_Spurious_OP

Polarization: *Vertical*

EUT : W6M22103-20772

Power : 3.7 Vd.c.

M/N:

Distance: 3m

Test Mode : Tx 607.9MHz

Note :

Mk.	Frequency (MHz)	Reading (dBm)	Detector	Corr. factor (dB)	Result (dBm)	Limit (dBm)	Ant.Pos (cm)	Tab.Pos (deg.)	Margin (dB)	Comment
-----	-----------------	---------------	----------	-------------------	--------------	-------------	--------------	----------------	-------------	---------

*:Maximum data x:Over limit !:over margin



Radiated Emission Measurement

Operator: Sora

File :1

Data :#2

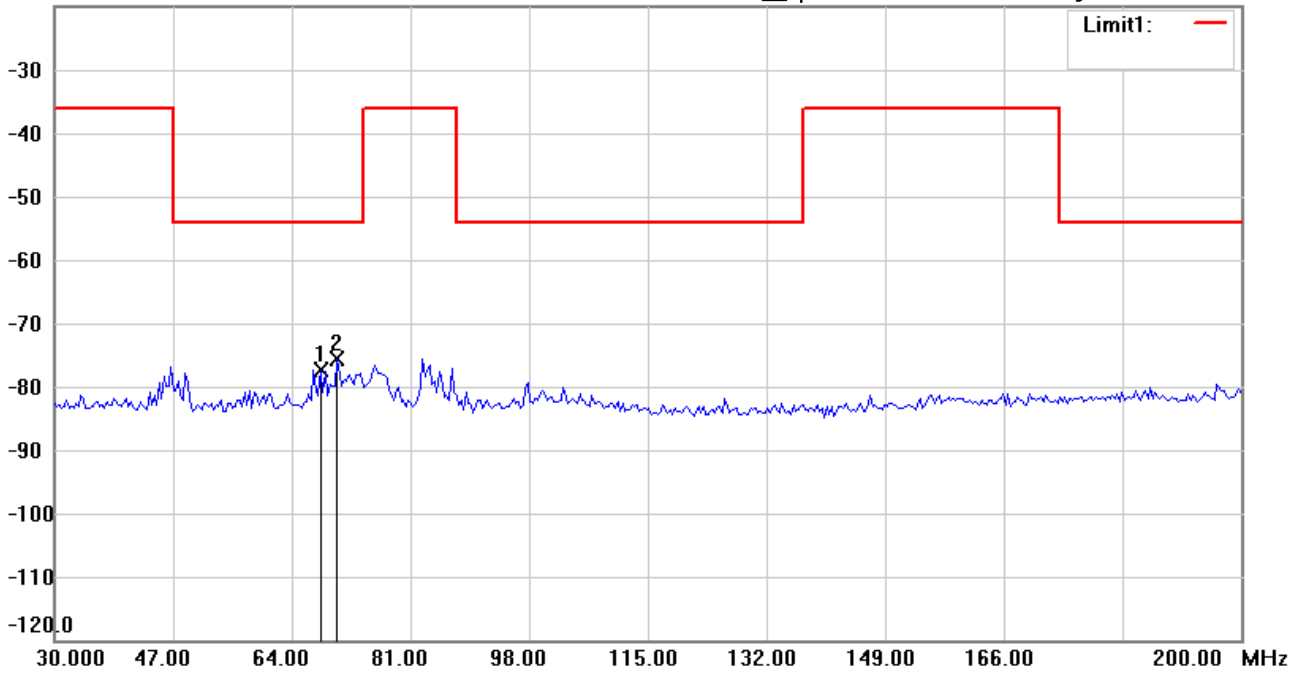
Date: 2021/4/27

Temperature:24 °C

-20.0 dBm

Time: 上午 09:15:39

Humidity:60 %



Site : Chamber

Condition : ETSI EN300_422-TX_Spurious_OP

Polarization: *Horizontal*

EUT : W6M22103-20772

Power : 3.7 Vd.c.

M/N:

Distance: 3m

Test Mode : Tx 607.9MHz

Note :

Mk.	Frequency (MHz)	Reading (dBm)	Detector	Corr. factor (dB)	Result (dBm)	Limit (dBm)	Ant.Pos (cm)	Tab.Pos (deg.)	Margin (dB)	Comment
	68.1563	-98.80	peak	21.55	-77.25	-54.00	150	75	-23.25	
*	70.5411	-97.06	peak	21.51	-75.55	-54.00	150	115	-21.55	



Radiated Emission Measurement

Operator: Sora

File :1

Data :#4

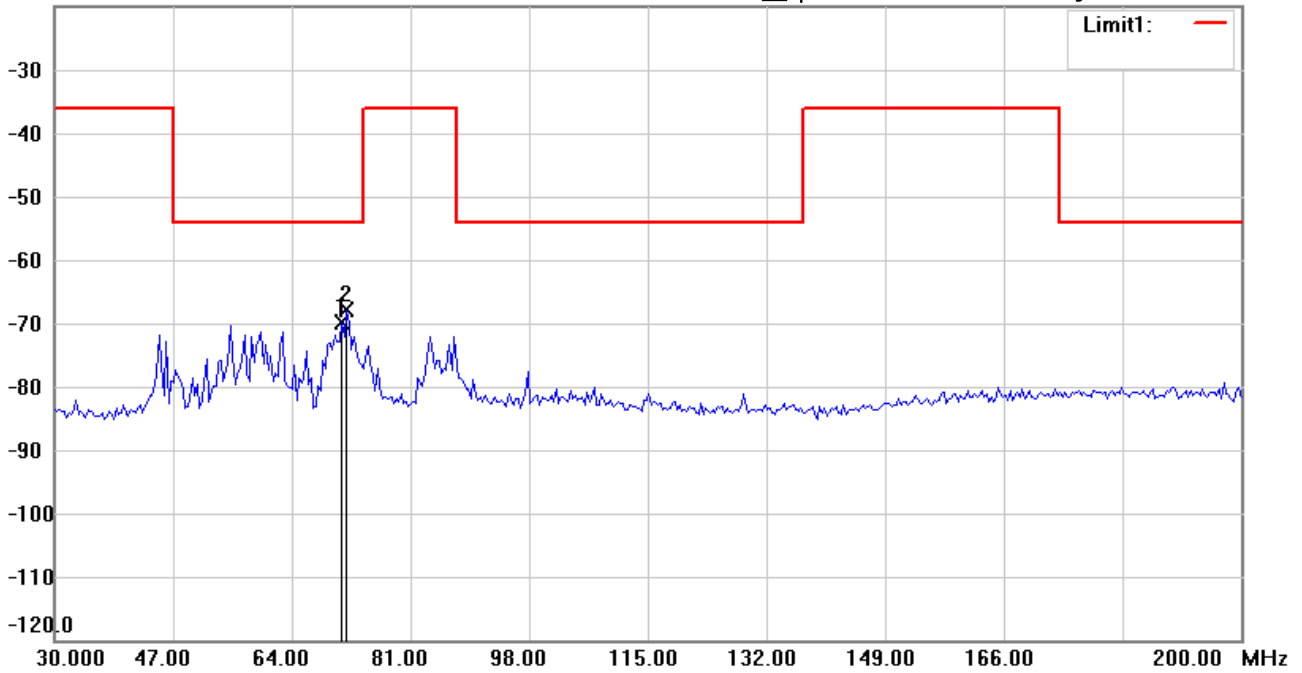
Date: 2021/4/27

Temperature:24 °C

-20.0 dBm

Time: 上午 09:26:43

Humidity:60 %



Site : Chamber

Condition : ETSI EN300_422-TX_Spurious_OP

EUT : W6M22103-20772

M/N:

Test Mode : Tx 607.9MHz

Note :

Polarization: **Vertical**

Power : 3.7 Vd.c.

Distance: 3m

Mk.	Frequency (MHz)	Reading (dBm)	Detector	Corr. factor (dB)	Result (dBm)	Limit (dBm)	Ant.Pos (cm)	Tab.Pos (deg.)	Margin (dB)	Comment
	71.2224	-90.78	peak	21.01	-69.77	-54.00	150	315	-15.77	
*	71.9038	-88.91	peak	21.03	-67.88	-54.00	150	285	-13.88	



Radiated Emission Measurement

Operator: Sora

File :2

Data :#1

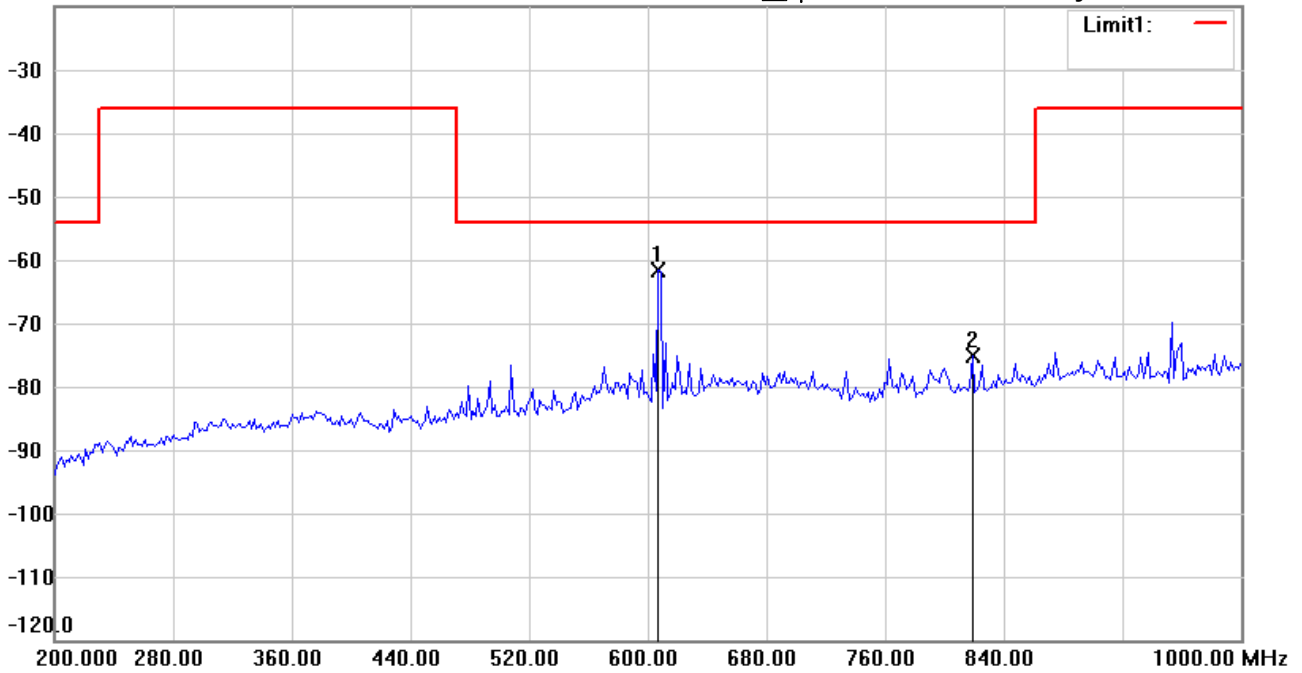
Date: 2021/4/27

Temperature:24 °C

-20.0 dBm

Time: 上午 10:46:34

Humidity:60 %



Site : Chamber

Condition : ETSI EN300_422-TX_Spurious_OP

Polarization: *Horizontal*

EUT : W6M22103-20772

Power : 3.7 Vd.c.

M/N:

Distance: 3m

Test Mode : Tx 607.9MHz

Note :

Mk.	Frequency (MHz)	Reading (dBm)	Detector	Corr. factor (dB)	Result (dBm)	Limit (dBm)	Ant.Pos (cm)	Tab.Pos (deg.)	Margin (dB)	Comment
*	607.2144	-56.13	peak	-5.51	-61.64	-54.00	150	160	-7.64	
	818.8377	-71.42	peak	-3.58	-75.00	-54.00	150	105	-21.00	



Radiated Emission Measurement

Operator: Sora

File :2

Data :#2

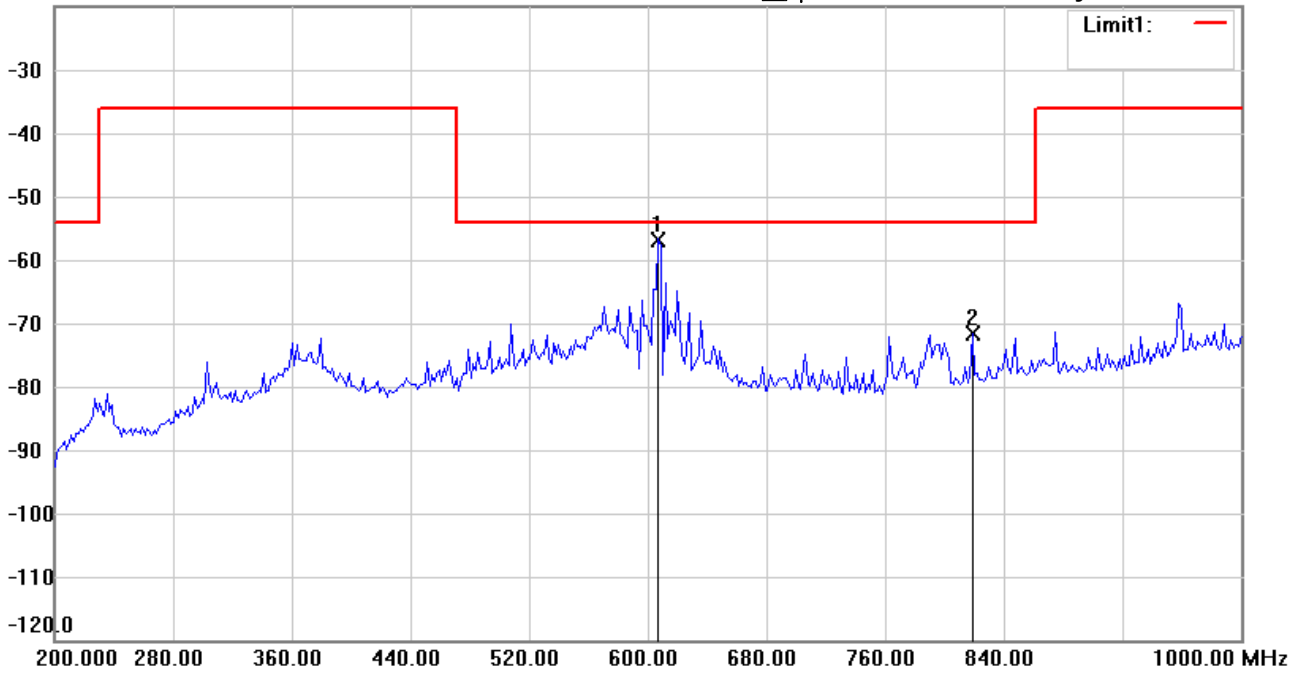
Date: 2021/4/27

Temperature:24 °C

-20.0 dBm

Time: 上午 10:48:36

Humidity:60 %



Site : Chamber

Condition : ETSI EN300_422-TX_Spurious_OP

EUT : W6M22103-20772

M/N:

Test Mode : Tx 607.9MHz

Note :

Polarization: **Vertical**

Power : 3.7 Vd.c.

Distance: 3m

Mk.	Frequency (MHz)	Reading (dBm)	Detector	Corr. factor (dB)	Result (dBm)	Limit (dBm)	Ant.Pos (cm)	Tab.Pos (deg.)	Margin (dB)	Comment
*	607.2144	-51.33	peak	-5.42	-56.75	-54.00	150	205	-2.75	
	818.8377	-69.17	peak	-2.33	-71.50	-54.00	150	75	-17.50	



Radiated Emission Measurement

Operator: Sora

File :3

Data :#1

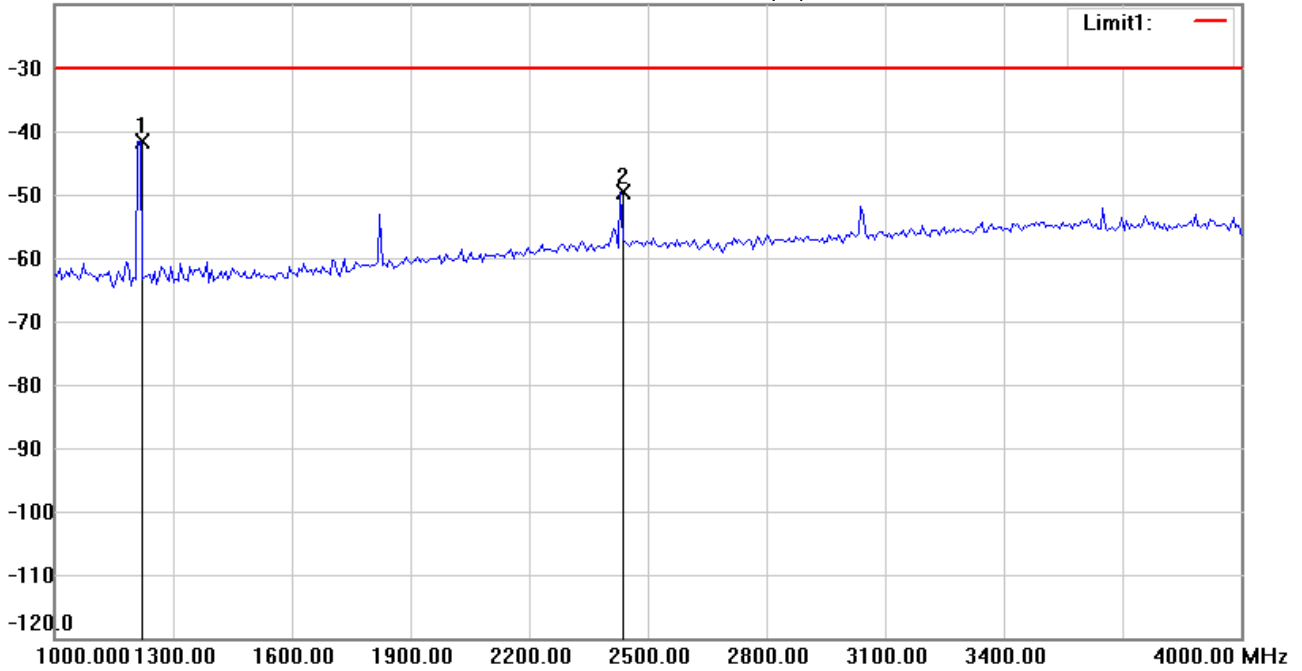
Date: 2021/4/25

Temperature:24 °C

-20.0 dBm

Time: 下午 02:20:51

Humidity:60 %



Site : Chamber

Condition : ETSI EN300_422-TX_Spurious_OP

Polarization: *Horizontal*

EUT : W6M22103-20772

Power : 3.7 Vd.c.

M/N:

Distance: 3m

Test Mode : Tx 607.9MHz

Note :

Mk.	Frequency (MHz)	Reading (dBm)	Detector	Corr. factor (dB)	Result (dBm)	Limit (dBm)	Ant.Pos (cm)	Tab.Pos (deg.)	Margin (dB)	Comment
*	1216.433	-39.43	peak	-2.17	-41.60	-30.00	150	225	-11.60	
	2430.862	-52.95	peak	3.43	-49.52	-30.00	150	105	-19.52	



Radiated Emission Measurement

Operator: Sora

File :3

Data :#2

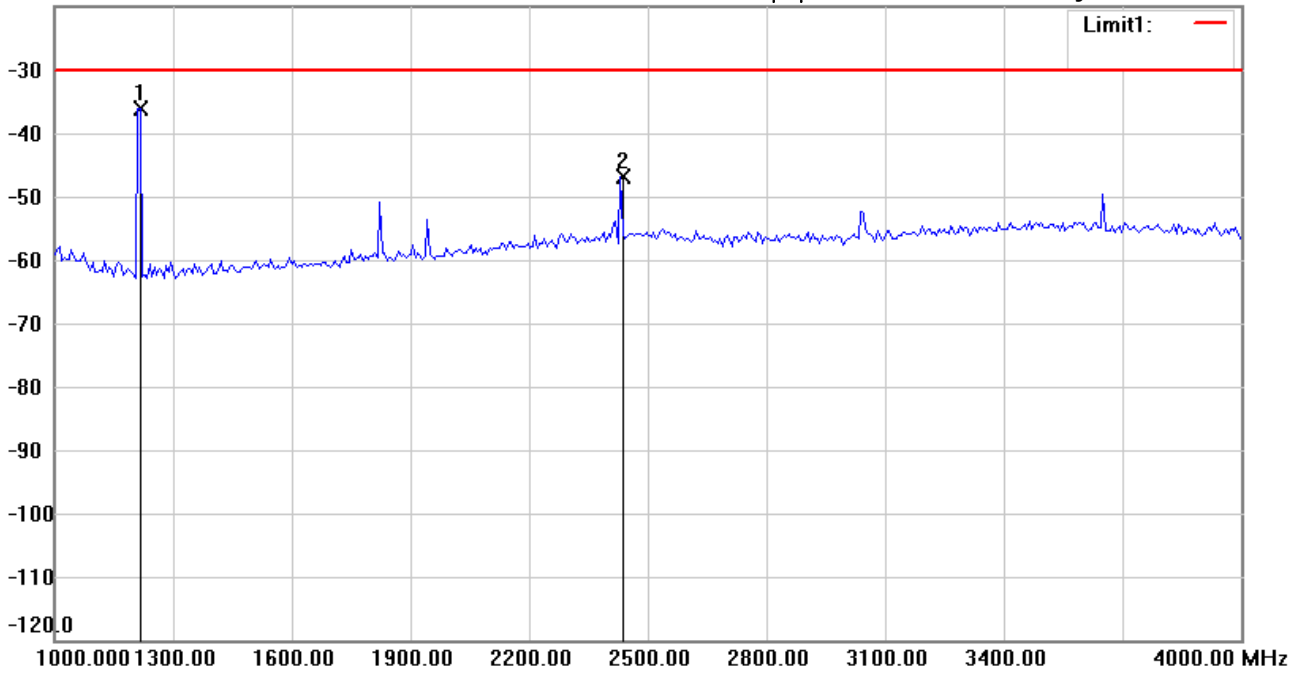
Date: 2021/4/25

Temperature:24 °C

-20.0 dBm

Time: 下午 02:23:08

Humidity:60 %



Site : Chamber

Condition : ETSI EN300_422-TX_Spurious_OP

EUT : W6M22103-20772

M/N:

Test Mode : Tx 607.9MHz

Note :

Polarization: *Vertical*

Power : 3.7 Vd.c.

Distance: 3m

Mk.	Frequency (MHz)	Reading (dBm)	Detector	Corr. factor (dB)	Result (dBm)	Limit (dBm)	Ant.Pos (cm)	Tab.Pos (deg.)	Margin (dB)	Comment
*	1210.421	-34.97	peak	-1.13	-36.10	-30.00	150	295	-6.10	
	2430.862	-51.99	peak	5.00	-46.99	-30.00	150	75	-16.99	