

FCC Part 74 CLASS II PERMISSIVE CHANGE TEST

Report

for

Wireless Microphone

Model No.: ACT-32HC

FCC ID: M5X-ACT32HC

of

Applicant: **MIPRO Electronics Co., Ltd.**

Address: **814 Pei-kang Road 600 Chia-yi Taiwan, R.O.C**

Tested and Prepared

by

Worldwide Testing Services (Taiwan) Co., Ltd.

FCC Registration No.: 930600

Industry Canada filed test laboratory Reg. No. IC 5679A-1, IC 5107A-1

A2LA Accredited No.: 2732.01



Report No.: W6M21405-14188-C-1-R

6F, NO. 58, LANE 188, RUEY-KUANG RD., NEIHU TAIPEI 114, TAIWAN, R.O.C.
TEL: 886-2-66068877 FAX: 886-2-66068879 E-mail: wts@wts-lab.com




TABLE OF CONTENTS

| | | |
|----------|---|-----------|
| 1 | GENERAL INFORMATION | 3 |
| 1.1 | NOTES | 3 |
| 1.2 | TESTING LABORATORY | 4 |
| 1.2.1 | Location | 4 |
| 1.2.2 | Details of accreditation status | 4 |
| 1.3 | DETAILS OF APPROVAL HOLDER | 5 |
| 1.4 | APPLICATION DETAILS | 5 |
| 1.5 | GENERAL INFORMATION OF TEST ITEM | 5 |
| 1.6 | TEST STANDARDS | 6 |
| 2 | TECHNICAL TEST | 7 |
| 2.1 | SUMMARY OF TEST RESULTS | 7 |
| 2.2 | TEST ENVIRONMENT | 7 |
| 2.3 | TEST EQUIPMENT LIST | 8 |
| 2.4 | GENERAL TEST PROCEDURE | 10 |
| 3 | TEST RESULTS (ENCLOSURE) | 11 |
| 4 | RF POWER OUTPUT (CONDUCTED), FCC 2.1046 (A) ; 74.861 (E) | 12 |
| 4.1 | TEST PROCEDURE | 12 |
| 4.2 | TEST RESULTS | 12 |
| 5 | RADIATED POWER | 13 |
| 5.1 | TEST PROCEDURE | 13 |
| 5.2 | TEST RESULTS | 15 |
| 6 | MODULATION DEVIATION , FCC 2.1047 (B) ; 74.861(E) | 27 |
| 6.1 | TEST PROCEDURE | 27 |
| 6.2 | TEST RESULTS | 27 |
| 7 | AUDIO FREQUENCY RESPONSE , FCC 2.1047 (A) | 28 |
| 7.1 | TEST PROCEDURE | 28 |
| 7.2 | TEST RESULTS | 28 |
| 8 | OCCUPIED BANDWIDTH/EMISSION MASK, FCC 2.1049 (C) ; 74.861 (E)(5) | 29 |
| 8.1 | TEST PROCEDURE | 29 |
| 8.2 | TEST RESULTS | 29 |
| 9 | SPURIOUS EMISSIONS AT ANTENNA TERMINALS FCC2.1051 ; 74.861 (E) | 41 |
| 9.1 | TEST PROCEDURE | 41 |
| 9.2 | TEST RESULTS | 41 |
| 9.3 | LIMIT | 41 |



Worldwide Testing Services(Taiwan) Co., Ltd.

Registration number: W6M21405-14188-C-1-R

FCC ID: M5X-ACT32HC

| | | |
|-----------|--|-----------|
| 10 | RADIATED SPURIOUS EMISSION , FCC 2.1053 ; 74.861 (E) | 42 |
| 10.1 | TEST PROCEDURE | 42 |
| 10.2 | TEST RESULTS | 42 |
| 10.3 | EXPLANATION OF TEST RESULT | 43 |
| 10.4 | LIMITS | 43 |
| 11 | LINE CONDUCTED EMISSION , FCC 15.207 | 44 |
| 11.1 | TEST PROCEDURE | 44 |
| 11.2 | TEST RESULTS | 44 |
| 12 | FREQUENCY STABILITY VS. TEMPERATURE , FCC 2.1055 , 74.861 (E) | 44 |
| 12.1 | TEST PROCEDURE | 45 |
| 12.2 | TEST RESULTS | 45 |
| 13 | FREQUENCY STABILITY VS. VOLTAGE , FCC 2.1055 (D) ; 74.861 (E) | 48 |
| 13.1 | TEST PROCEDURE | 48 |
| 13.2 | TEST RESULTS | 48 |



Registration number: W6M21405-14188-C-1-R
FCC ID: M5X-ACT32HC

1 General Information

1.1 Notes

The purpose of conformity testing is to increase the probability of adherence to the essential requirements or conformity specifications, as appropriate.

The complexity of the technical specifications, however, means that full and thorough testing is impractical for both technical and economic reasons.

Furthermore, there is no guarantee that a test sample which has passed all the relevant tests conforms to a specification.

Neither is there any guarantee that such a test sample will interwork with other genuinely open systems. The existence of the tests nevertheless provides the confidence that the test sample possesses the qualities as maintained and that its performance generally conforms to representative cases of communications equipment.

The test results of this test report relate exclusively to the item tested as specified in 1.5.

The test report may only be reproduced or published in full.

Reproduction or publication of extracts from the report requires the prior written approval of the Worldwide Testing Services (Taiwan) Co., Ltd.

Tester:

May 05, 2016

Rick Chen

Rick Chen.

| Date | WTS-Lab. | Name | Signature |
|--------------|----------|-----------|-------------------|
| May 05, 2016 | | Rick Chen | <i>Rick Chen.</i> |

Technical responsibility for area of testing:

May 05, 2016

Kevin Wang

Kevin Wang

| Date | WTS | Name | Signature |
|--------------|-----|------------|-------------------|
| May 05, 2016 | | Kevin Wang | <i>Kevin Wang</i> |



Worldwide Testing Services(Taiwan) Co., Ltd.

Registration number: W6M21405-14188-C-1-R
FCC ID: M5X-ACT32HC

1.2 Testing laboratory

1.2.1 Location

OATS

No.5-1, Lishui, Shuang Sing Village,
Wanli Dist., New Taipei City 207,
Taiwan (R.O.C.)

3 meter semi-anechoic chamber

No.35, Aly. 21, Ln. 228, Ankang Rd., Neihu Dist., Taipei City 114, Taiwan (R.O.C.)

TEL:886-2-6613-0228

FAX:886-2-2791-5046

Company

Worldwide Testing Services(Taiwan) Co., Ltd.

6F, NO. 58, LANE 188, RUEY-KUANG RD.

NEIHU, TAIPEI 114, TAIWAN R.O.C.

Tel : 886-2-66068877

Fax : 886-2-66068879

1.2.2 Details of accreditation status

Accredited testing laboratory

A2LA accredited number: 2732.01

FCC filed test laboratory Reg. No. 930600

Industry Canada filed test laboratory Reg. No. IC 5679A-1, IC 5107A-1

Test location, where different from Worldwide Testing Services (Taiwan) Co., Ltd. :

| | |
|--------------------|-----|
| Name: | ./. |
| Accredited number: | ./. |
| Street: | ./. |
| Town: | ./. |
| Country: | ./. |
| Telephone: | ./. |
| Fax: | ./. |



Worldwide Testing Services(Taiwan) Co., Ltd.

Registration number: W6M21405-14188-C-1-R
FCC ID: M5X-ACT32HC

1.3 Details of approval holder

Name: MIPRO Electronics Co., Ltd.
Street: 814 Pei-kang Road 600
Town: Chia-yi
Country: Taiwan, R.O.C
Telephone: +886-5-238-0809
Fax: +886-5-238-0803

1.4 Application details

Date of receipt of test sample (1st): July 11, 2014
Date of test (1st): from July 14, 2014 to March 04, 2015
Date of receipt of test sample (2nd): April 29, 2016
Date of test (2nd): from May 03, 2016 to May 04, 2016

1.5 General information of Test item

Type of test item: Wireless Microphone
Model Number: ACT-32HC
Brand Name: MIPRO
Multi-listing model number: ACT-30HC, ACT-3XXX (X=0~9, A~Z,a~z or blank),
ACT-5XXX (X=0~9, A~Z,a~z or blank)
Photos: see Annex

Technical data

Frequency band :

| Frequency(MHz) | TV Band | Used Band |
|-----------------|-------------------------------------|-------------------------------------|
| 26.100-26.480 | <input type="checkbox"/> | <input type="checkbox"/> |
| 54.000-72.000 | <input type="checkbox"/> | <input type="checkbox"/> |
| 76.000-88.000 | <input type="checkbox"/> | <input type="checkbox"/> |
| 161.625-161.775 | <input type="checkbox"/> | <input type="checkbox"/> |
| 174.000-216.000 | <input type="checkbox"/> | <input type="checkbox"/> |
| 450.000-451.000 | <input type="checkbox"/> | <input type="checkbox"/> |
| 455.000-456.000 | <input type="checkbox"/> | <input type="checkbox"/> |
| 470.000-488.000 | <input type="checkbox"/> | <input type="checkbox"/> |
| 488.000-494.000 | <input type="checkbox"/> | <input type="checkbox"/> |
| 494.000-608.000 | <input checked="" type="checkbox"/> | <input checked="" type="checkbox"/> |
| 614.000-698.000 | <input checked="" type="checkbox"/> | <input checked="" type="checkbox"/> |
| 944.000-952.000 | <input type="checkbox"/> | <input type="checkbox"/> |



Registration number: W6M21405-14188-C-1-R
FCC ID: M5X-ACT32HC

Frequency (ch A): 506.5 MHz
Frequency (ch B): 557 MHz
Frequency (ch C): 607.9 MHz
Frequency (ch D): 614.1 MHz
Frequency (ch E): 656 MHz
Frequency (ch F): 697.9 MHz

Antenna Type: Helical Antenna

Antenna Gain: 0 dBi

Power supply: Battery 3.7 VDC

Operation modes: Simplex

Manufacturer: (if applicable)


Name: ./.
Street: ./.
Town: ./.
Country: ./.

1.6 Test standards

Technical standard: FCC Part 74 Subpart H , section 74.861 (2015-12)

Special statement:

1. This test report is based on the original test report no.: W6M21405-14188-C-1.
2. The relevant Circuitry, PCB Layout, Inner element, Appearance and Function is exactly the same as the one in original test report. The differences are the multi-listing model number, adding data for Emission mask and the version of test standard. Except for Emission mask test item, the test result is also based on the original test report no. W6M21405-14188-C-1.



Registration number: W6M21405-14188-C-1-R

FCC ID: M5X-ACT32HC

2 Technical test

2.1 Summary of test results

No deviations from the technical specification(s) were ascertained in the course of the tests performed.

or


The deviations as specified in 3 were ascertained in the course of the tests performed.

2.2 Test environment

Temperature: 23 °C

Relative humidity content: 20 ... 75 %

Air pressure: 86-103 KPa




Registration number: W6M21405-14188-C-1-R

FCC ID: M5X-ACT32HC

2.3 Test Equipment List

| No. | Test equipment | Type | Serial No. | Manufacturer | Cal. Date | Next Cal. Date |
|--------------|--|------------------------|---------------|--------------------|---------------|----------------|
| ETSTW-CE 001 | EMI TEST RECEIVER | ESHS10 | 842121/013 | R&S | 2015/9/4 | 2016/9/3 |
| ETSTW-CE 003 | AC POWER SOURCE | APS-9102 | D161137 | GW | Function Test | |
| ETSTW-CE 008 | HF-EICHLEITUNG RF STEP ATTENUATOR 139dB DPSP | 334.6010.02 | 844581/024 | R&S | Function Test | |
| ETSTW-CE 009 | TEMP.&HUMIDITY CHAMBER | GTH-225-40-1P-U | MAA0305-009 | GIANT FORCE | 2015/7/13 | 2016/7/12 |
| ETSTW-CE 016 | TWO-LINE V-NETWORK | ENV216 | 100050 | R&S | 2015/9/7 | 2016/9/6 |
| ETSTW-RE 003 | EMI TEST RECEIVER | ESI 26 | 831438/001 | R&S | 2015/8/14 | 2016/8/13 |
| ETSTW-RE 004 | EMI TEST RECEIVER | ESI 40 | 832427/004 | R&S | 2015/9/4 | 2016/9/3 |
| ETSTW-RE 005 | EMI TEST RECEIVER | ESVS10 | 843207/020 | R&S | 2015/8/14 | 2016/8/13 |
| ETSTW-RE 012 | TUNABLE BANDREJECT FILTER | D.C 0309 | 146 | K&L | Function Test | |
| ETSTW-RE 013 | TUNABLE BANDREJECT FILTER | D.C 0336 | 397 | K&L | Function Test | |
| ETSTW-RE 018 | MICROWAVE HORN ANTENNA | AT4560 | 27212 | AR | 2015/6/22 | 2016/6/21 |
| ETSTW-RE 027 | Passive Loop Antenna | 6512 | 00034563 | ETS-Lindgren | 2015/6/16 | 2016/6/15 |
| ETSTW-RE 030 | Double-Ridged Guide Horn Antenna | 3117 | 00035224 | ETS-Lindgren | 2016/3/23 | 2017/3/22 |
| ETSTW-RE 042 | Biconical Antenna | HK116 | 100172 | R&S | 2016/1/25 | 2017/1/24 |
| ETSTW-RE 043 | Log-Periodic Dipole Antenna | HL223 | 100166 | R&S | 2016/3/28 | 2017/3/27 |
| ETSTW-RE 044 | Log-Periodic Antenna | HL050 | 100094 | R&S | 2016/4/14 | 2017/4/13 |
| ETSTW-RE 045 | ESA-E SERIES SPECTRUM ANALYZER | E4404B | MY45111242 | Agilent | Pre-test Use | |
| ETSTW-RE 050 | Attenuator 10dB | 50HF-010-1 | None | JFW | 2016/2/25 | 2017/2/24 |
| ETSTW-RE 051 | Attenuator 6dB | 50HF-006-1 | None | JFW | 2016/2/25 | 2017/2/24 |
| ETSTW-RE 053 | Attenuator 3dB | 50HF-003-1 | None | JFW | 2016/2/25 | 2017/2/24 |
| ETSTW-RE 055 | SPECTRUM ANALYZER | FSU 26 | 200074 | R&S | 2016/2/27 | 2017/2/26 |
| ETSTW-RE 060 | Attenuator 30dB | 5015-30 | F651012z-01 | ATM | 2016/2/25 | 2017/2/24 |
| ETSTW-RE 062 | Amplifier Module | CHC 2 | None | KMIC | 2016/4/13 | 2017/4/12 |
| ETSTW-RE 064 | Bluetooth Test Set | MT8852B-042 | 6K00005709 | Anritsu | Function Test | |
| ETSTW-RE 069 | Double-Ridged Guide Horn Antenna | 3117 | 00069377 | ETS-Lindgren | Function Test | |
| ETSTW-RE 072 | CELL SITE TEST SET | 8921A | 3339A00375 | HP | 2015/9/6 | 2016/9/5 |
| ETSTW-RE 088 | SOLID STATE AMPLIFIER | KMA180265A01 | 99057 | KMIC | 2015/9/21 | 2016/9/20 |
| ETSTW-RE 099 | DC Block | 50DB-007-1 | None | JFW | 2016/2/25 | 2017/2/24 |
| ETSTW-RE 112 | AC POWER SOURCE | TFC-1005 | T-0A023536 | T-Power | Function test | |
| ETSTW-RE 115 | 2.4GHz Notch Filter | N0124411 | 473874 | MICROWAVE CIRCUITS | 2016/1/13 | 2017/1/12 |
| ETSTW-RE 120 | RF Player | MP9200 | MP9210-111022 | ADIVIC | Function test | |
| ETSTW-RE 122 | SIGNAL GENERATOR | SMF100A | 102149 | R&S | 2015/6/8 | 2016/6/7 |
| ETSTW-RE 125 | 5GHz Notch filter | 5NSL11-5200/E221.3-O/O | 1 | K&L Microwave | 2015/8/11 | 2016/8/10 |



Worldwide Testing Services(Taiwan) Co., Ltd.

Registration number: W6M21405-14188-C-1-R
 FCC ID: M5X-ACT32HC

| | | | | | | |
|-----------------|--------------------------------------|--|-----------------|--------------------|------------------|-----------|
| ETSTW-RE 126 | 5GHz Notch filter | 5NSL11-5800/E221.3-O/O | 1 | K&L Microwave | 2015/8/11 | 2016/8/10 |
| ETSTW-RE 127 | RF Switch Box | RFS-01 | None | WTS | 2016/2/25 | 2017/2/24 |
| ETSTW-RE 128 | 5.3GHz Notch filter | N0153001 | SN487233 | Microwave Circuits | 2015/8/11 | 2016/8/10 |
| ETSTW-RE 129 | 5.5GHz Notch filter | N0555984 | SN487234 | Microwave Circuits | 2015/8/11 | 2016/8/10 |
| ETSTW-RE 130 | Handheld RF Spectrum Analyzer | N9340A | CN0147000204 | Agilent | Pre-test Use | |
| ETSTW-RE 142 | Amplifier | 8447D | 2805A03378 | Agilent | 2016/4/13 | 2017/4/12 |
| ETSTW-RE 143 | Humidity Temperature Meter | TES-1260 | 110104623 | TES | 2015/9/9 | 2016/9/8 |
| ETSTW-RE 147 | Bi-log Hybrid Antenna | MCTD 2786B | BLB16M04005 | ETC | 2016/3/31 | 2017/3/30 |
| ETSTW-GSM 002 | Universal Radio Communication Tester | CMU 200 | 109439 | R&S | 2016/3/4 | 2017/3/3 |
| ETSTW-GSM 003 | Radio Communication Analyzer | MT8820C | 6201342073 | Anritsu | 2016/2/3 | 2017/2/2 |
| ETSTW-GSM 019 | Band Reject Filter | WRCTF824/849-822/851-40 /12+9SS | 3 | WI | 2016/1/13 | 2017/1/12 |
| ETSTW-GSM 020 | Band Reject Filter | WRCD1747/1748-1743/1752-32/5SS | 1 | WI | 2016/1/13 | 2017/1/12 |
| ETSTW-GSM 021 | Band Reject Filter | WRCD1879.5/1880.5-1875.5/1884.5-32/5SS | 3 | WI | 2016/1/13 | 2017/1/12 |
| ETSTW-GSM 022 | Band Reject Filter | WRCT901.9/903.1-904.25-50/8SS | 1 | WI | 2016/1/13 | 2017/1/12 |
| ETSTW-GSM 023 | Power Divider | 4901.19.A | None | SUHNER | 2015/9/16 | 2016/9/15 |
| ETSTW-Cable 010 | BNC Cable | 5 M BNC Cable | None | JYE BAO CO.,LTD. | 2015/9/11 | 2016/9/10 |
| ETSTW-Cable 011 | BNC Cable | BNC Cable 1 | None | JYE BAO CO.,LTD. | Pre-test Use NCR | |
| ETSTW-Cable 012 | N TYPE To SMA Cable | Cable 012 | None | JYE BAO CO.,LTD. | 2015/9/11 | 2016/9/10 |
| ETSTW-Cable 016 | BNC Cable | Switch Box | B Cable 1 | Schwarz beck | 2016/2/24 | 2017/2/23 |
| ETSTW-Cable 017 | BNC Cable | X Cable | B Cable 2 | Schwarz beck | 2016/2/24 | 2017/2/23 |
| ETSTW-Cable 018 | BNC Cable | Y Cable | B Cable 3 | Schwarz beck | 2016/2/24 | 2017/2/23 |
| ETSTW-Cable 019 | BNC Cable | Z Cable | B Cable 4 | Schwarz beck | 2016/2/24 | 2017/2/23 |
| ETSTW-Cable 020 | N TYPE Cable | OATS Cable 1 | N30N30-L335-15M | JYE BAO CO.,LTD. | 2016/4/22 | 2017/4/21 |
| ETSTW-Cable 022 | N TYPE Cable | 5006 | 0002 | JYE BAO CO.,LTD. | 2016/4/7 | 2017/4/6 |
| ETSTW-Cable 026 | Microwave Cable | SUCOFLEX 104 | 279075 | HUBER+SUHNER | 2016/2/25 | 2017/2/24 |
| ETSTW-Cable 027 | Microwave Cable | SUCOFLEX 104 | 279083 | HUBER+SUHNER | 2015/5/14 | 2016/5/13 |
| ETSTW-Cable 028 | Microwave Cable | FA147A0015M2020 | 30064-2 | UTIFLEX | 2015/9/21 | 2016/9/20 |
| ETSTW-Cable 029 | Microwave Cable | FA147A0015M2020 | 30064-3 | UTIFLEX | 2015/9/21 | 2016/9/20 |
| ETSTW-Cable 030 | Microwave Cable | SUCOFLEX 104 (S_Cable 9) | 279067 | HUBER+SUHNER | 2016/2/25 | 2017/2/24 |
| ETSTW-Cable 031 | Microwave Cable | SUCOFLEX 104 (S_Cable 10) | 238092 | HUBER+SUHNER | 2016/4/13 | 2017/4/12 |
| ETSTW-Cable 043 | Microwave Cable | SUCOFLEX 104 | 317576 | HUBER+SUHNER | 2016/4/13 | 2017/4/12 |
| ETSTW-Cable 048 | Microwave Cable | SUCOFLEX 104 | 325518 | HUBER+SUHNER | 2016/4/13 | 2017/4/12 |
| ETSTW-Cable 058 | Microwave Cable | SUCOFLEX 104 | none | HUBER+SUHNER | 2016/4/7 | 2017/4/6 |
| ETSTW-Cable 064 | Microwave Cable | SUCOFLEX 104 | MY28891 | HUBER+SUHNER | 2016/4/13 | 2017/4/12 |
| WTSTW-SW 002 | EMI TEST SOFTWARE | EZ_EMG | None | Farad | Version ETS-03A1 | |



Registration number: W6M21405-14188-C-1-R
FCC ID: M5X-ACT32HC

2.4 General Test Procedure

POWER LINE CONDUCTED INTERFERENCE: The procedure used was ANSI STANDARD C63.10-2013 6.2 using a 50 μ H LISN (if necessary). Both lines were observed. The bandwidth of the spectrum analyzer was 10 kHz with an appropriate sweep speed.

RADIATION INTERFERENCE: The test procedure used was according to ANSI STANDARD C63.10-2013 6.3 employing a spectrum analyzer. For investigated frequency is equal to or below 1GHz, the RBW and VBW of the spectrum analyzer was 100 kHz and 100 kHz respectively with an appropriate sweep speed. For investigated frequency is above 1GHz, both of RBW and VBW of the spectrum analyzer were 1 MHz with an appropriate sweep speed. The analyzer was calibrated in dB above a microvolt at the output of the antenna. The ambient temperature of the UUT was 23°C with a humidity of 40 %.

The table used for radiated measurements is capable of continuous rotation. The spectrum was scanned from 30 MHz to the frequency specified as follows:

- (1) If the intentional radiator operates below 10 GHz: to the tenth harmonic of the highest fundamental frequency or to 40 GHz, whichever is lower.
- (2) If the intentional radiator operates at or above 10 GHz and below 30 GHz: to the fifth harmonic of the highest fundamental frequency or to 100 GHz, whichever is lower.
- (3) If the intentional radiator operates at or above 30 GHz: to the fifth harmonic of the highest fundamental frequency or to 200 GHz, whichever is lower, unless specified otherwise elsewhere in the rules.
- (4) If the intentional radiator contains a digital device, regardless of whether this digital device controls the functions of the intentional radiator or the digital device is used for additional control or function purposes other than to enable the operation of the intentional radiator, the frequency range shall be investigated up to the range specified in paragraphs (a)(1)-(a)(3) of this section or the range applicable to the digital device, as shown in paragraph (b)(1) of this Section, whichever is the higher frequency range of investigation.

For hand-held devices, a exploratory test was performed with three (3) orthogonal planes to determine the highest emissions.

Measurements were made by at the registered open field test site located at The Registration Number: When an emission was found, the table was rotated to produce the maximum signal strength. At this point, the antenna was raised and lowered from 1m to 4m. The antenna was placed in both the horizontal and vertical planes.

ANSI STANDARD C63.10-2013 B.2.7: Any measurements that utilize special test software shall be indicated and referenced in the test report. During testing, test software 'EZ EMC' was used for setting up different operation modes.



Worldwide Testing Services(Taiwan) Co., Ltd.

Registration number: W6M21405-14188-C-1-R

FCC ID: M5X-ACT32HC

3 Test results (enclosure)

| Test case | Para. Number | Required | Test passed | Test failed |
|---|---|-------------------------------------|-------------------------------------|--------------------------|
| RF Power Output | 2.1046 (a); 74.861 (e)(1) | <input checked="" type="checkbox"/> | <input checked="" type="checkbox"/> | <input type="checkbox"/> |
| Modulation Deviation | 2.1047 (b); 74.861 (e)(2) | <input checked="" type="checkbox"/> | <input checked="" type="checkbox"/> | <input type="checkbox"/> |
| Audio Frequency Response | 2.1047 (a) | <input checked="" type="checkbox"/> | <input checked="" type="checkbox"/> | <input type="checkbox"/> |
| Occupied Bandwidth / Emission Mask | 2.1049 (c)(1); 74.861 (e)(5) ETSI EN 300 422-1 v1.4.2 | <input checked="" type="checkbox"/> | <input checked="" type="checkbox"/> | <input type="checkbox"/> |
| Spurious Emissions at Antenna Terminals | 2.1051 74.861(e)(6) | <input type="checkbox"/> | <input type="checkbox"/> | <input type="checkbox"/> |
| Radiated Spurious Emission | 2.1053 74.861(e)(6) | <input checked="" type="checkbox"/> | <input checked="" type="checkbox"/> | <input type="checkbox"/> |
| Line Conducted Emissions | 15.207 | <input type="checkbox"/> | <input type="checkbox"/> | <input type="checkbox"/> |
| Frequency Stability vs. Temperature | 2.1055 (b); 74.861(e)(4) | <input checked="" type="checkbox"/> | <input checked="" type="checkbox"/> | <input type="checkbox"/> |
| Frequency Stability vs. Voltage | 2.1055 (a)(1); 74.861 (e)(4) | <input checked="" type="checkbox"/> | <input checked="" type="checkbox"/> | <input type="checkbox"/> |

The following is intentionally left blank.



Registration number: W6M21405-14188-C-1-R

FCC ID: M5X-ACT32HC

4 RF Power Output (conducted) , FCC 2.1046 (a) ; 74.861 (e)

4.1 Test procedure

This transmitter output was connected to a calibrated coaxial attenuator, the other end of which was connected to a spectrum analyzer. Transmitter output was derived with the spectrum analyzer in dBm. The power output at the transmitter antenna port was determined by assign the value of the attenuator to the spectrum analyzer reading.

An HP power meter was also used to measure the RF power.

Tests were performed with an un-modulated carrier at three frequencies (low , middle and high channels) and on all power levels , which can be set-up on the transmitters.

4.2 Test Results

| Frequency Channel | Peak Output Power (dBm) |
|-------------------|---------------------------|
| -- MHz | -- |
| -- MHz | -- |
| -- MHz | -- |

Limits:

| LPAS operating in TV bands | |
|---------------------------------|-------------------------------|
| Frequency [MHz] | Conducted output power [mW] |
| 54 – 72 76 – 88 174 - 216 | 50 (17 dBm) |
| 470 – 608 614 - 698 | 250 (24 dBm) |

| LPAS operating in other than TV bands | |
|---------------------------------------|---|
| Conducted power [W] | |
| | 1 |

Test equipment used: ETSTW-RE 055, ETSTW-RE 050

Explanation :This test is not required.

Registration number: W6M21405-14188-C-1-R

FCC ID: M5X-ACT32HC

5 Radiated Power

5.1 Test Procedure

The EUT was positioned on a non-conductive turntable, 0.8m above the ground on an open test site. The radiated emission at the fundamental frequency was measured at 3m distance with a test antenna and spectrum analyzer.

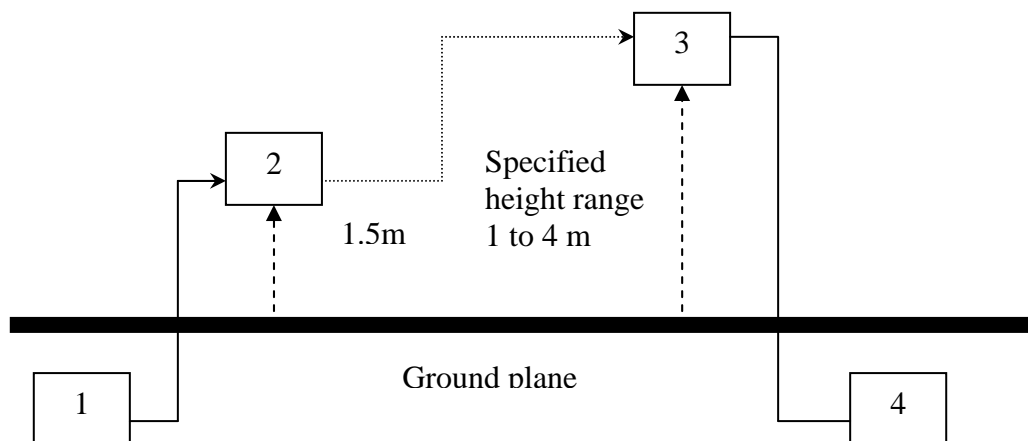
Worst case emission was recorded with the rotation of the turntable and the raising and lowering of the test antenna.

Substitution RF power Measurement at WTS

General :

The applied substitution method follows ANSI/TIA/EIA-603, ANSI/TIA/EIA-102.CAAA or the appropriate ETSI rules respectively.

The actual signal generated by the EUT can be determined by means of a substitution measurement in which a known signal source replaces the device to be measured.



- 1) Signal generator ;
- 2) Substitution antenna ;
- 3) Test antenna ;
- 4) Spectrum analyzer or selective voltmeter.

The substitution antenna replaces the transmitter antenna at the same position and in vertical polarization. The frequency of the signal generator shall be adjusted to the measurement frequency.

The test antenna shall be raised or lowered, if necessary, to ensure that the maximum signal is still received. The input signal to the substitution antenna shall be adjusted in level until an equal or a known related level to that detected from the transmitter is obtained in the measurement receiver.

If a fully anechoic chamber is used as test site in order to provide free space conditions there is no need to change the height of the antenna.

The measurement will be repeated in horizontal position.



Registration number: W6M21405-14188-C-1-R

FCC ID: M5X-ACT32HC

Calibration :

In order to make this kind of measurement more effective and to avoid subjective measurement faults ETS has installed automatic computer controlled measurement procedures.

With the above described substitution method a test site is calibrated over the full frequency range which is used in suitable frequency steps. For a certain power level on the substitution antenna the received power over the whole frequency range is documented. All necessary antenna gains, cable losses, filter losses and amplifications of preamplifiers are taken in consideration. The summary of this calibration measurement performs a transducer factor that is related to the considered test site and a certain measurement distance. Differences of the radiated power levels of different test samples are determined by internal attenuation of measurement receiver . The proper function of such test site will be maintained by short term plausibility checks and periodical re-calibration.

Testing :

Now the test sample will be putted on the table at the defined position and the radiated power will be receiver and documented by the measurement receiver.

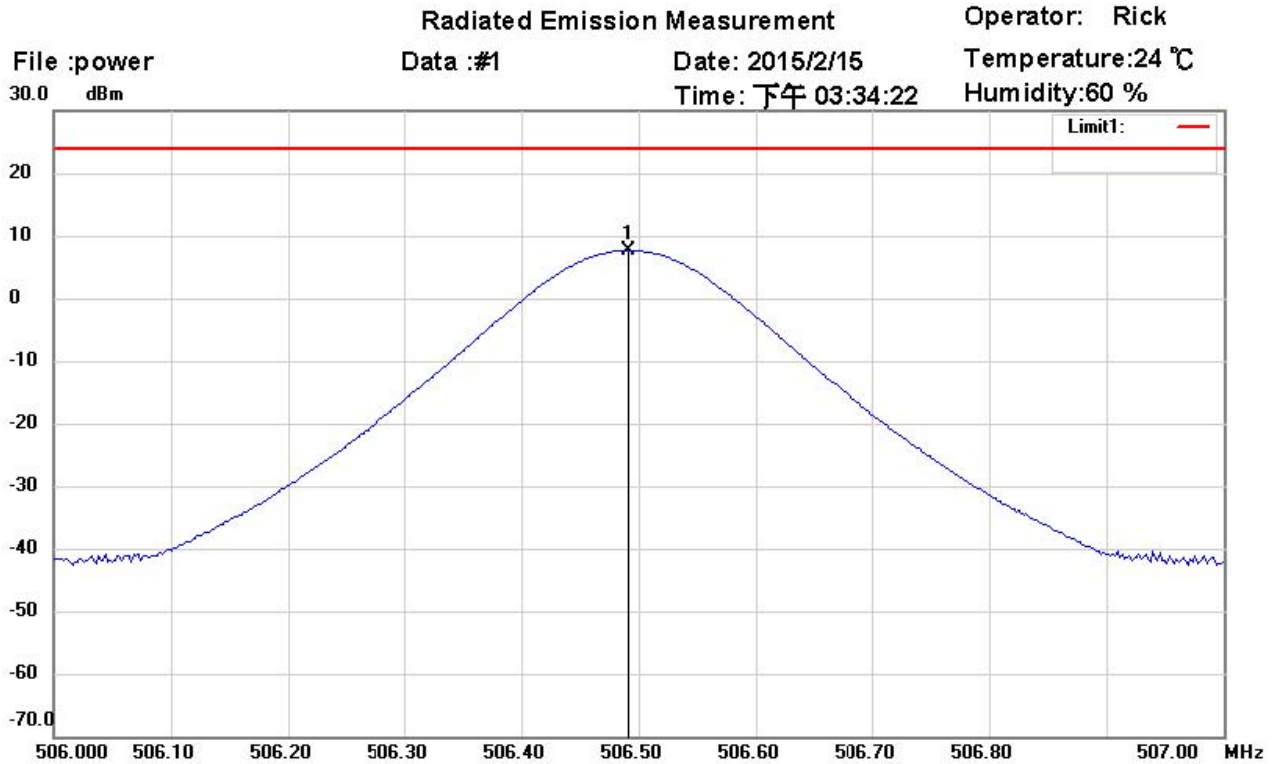
On test sites with ground plane the measurement antenna will be lowered and raised to maximum values at significant frequencies.

For peak power measurements the sample is turned by the turntable over 360 degree in order to find the direction with the maximum radiation or to document the max reading with the MAXHOLD function during the rotation.



Registration number: W6M21405-14188-C-1-R
 FCC ID: M5X-ACT32HC

5.2 Test results



Site : Chamber

Condition : FCC 74.861 power(470-608 and 614-698)

EUT : W6M21405-14188

M/N:

Test Mode : 506.5MHz


Note :

Polarization: *Horizontal*

Power : 3.7V.a.c.

Distance : 3m

| Mk. | Frequency (MHz) | Reading (dBm) | Detector | Corr. factor (dB) | Result (dBm) | Limit (dBm) | Ant.Pos (cm) | Tab.Pos (deg.) | Margin (dB) | Comment |
|-----|-----------------|---------------|----------|-------------------|--------------|-------------|--------------|----------------|-------------|---------|
| * | 506.4910 | -19.19 | peak | 26.87 | 7.68 | 24.00 | 150 | 330 | -16.32 | |



Worldwide Testing Services(Taiwan) Co., Ltd.

Registration number: W6M21405-14188-C-1-R
 FCC ID: M5X-ACT32HC

Radiated Emission Measurement

Operator: Rick

File :power
 30.0 dBm

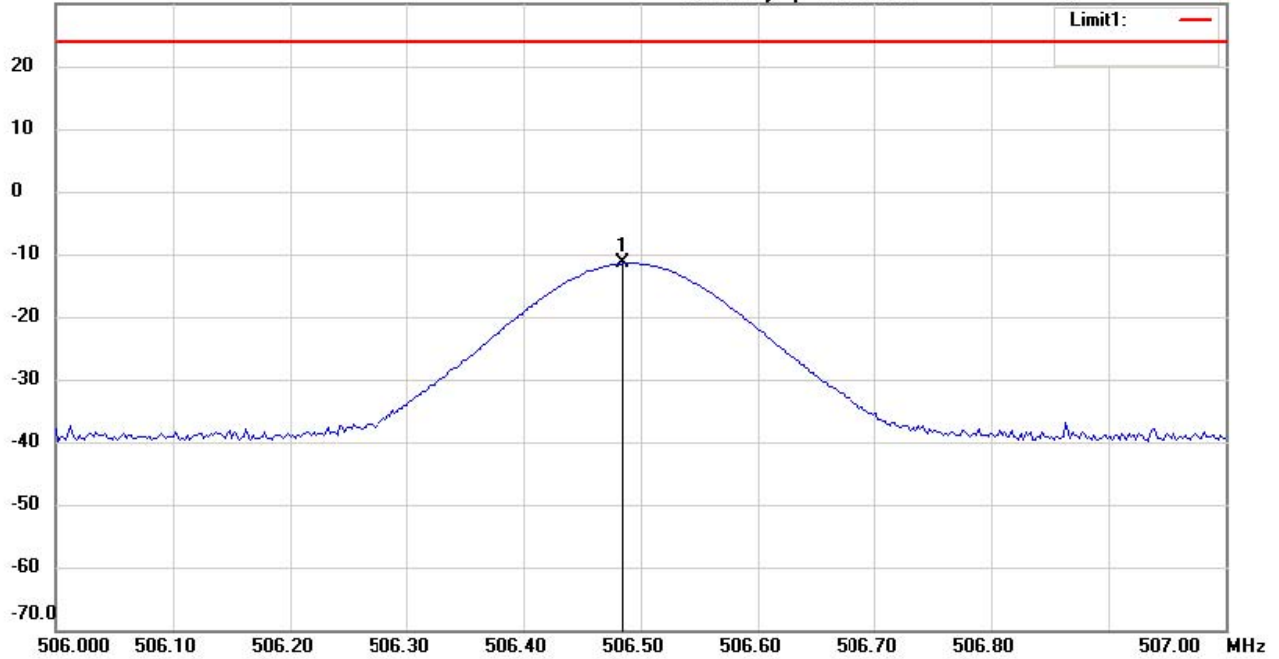
Data :#2

Date: 2015/2/15

Temperature:24 °C

Time: 下午 03:42:17

Humidity:60 %



Site : Chamber

Condition : FCC 74.861 power(470-608 and 614-698)

Polarization: *Vertical*

EUT : W6M21405-14188

Power : 3.7Va.c.


M/N:

Distance: 3m

Test Mode : 506.5MHz

Note :

| Mk. | Frequency (MHz) | Reading (dBm) | Detector | Corr. factor (dB) | Result (dBm) | Limit (dBm) | Ant.Pos (cm) | Tab.Pos (deg.) | Margin (dB) | Comment |
|-----|-----------------|---------------|----------|-------------------|--------------|-------------|--------------|----------------|-------------|---------|
| * | 506.4850 | -40.68 | peak | 29.26 | -11.42 | 24.00 | 150 | 100 | -35.42 | |



Worldwide Testing Services(Taiwan) Co., Ltd.

Registration number: W6M21405-14188-C-1-R
 FCC ID: M5X-ACT32HC

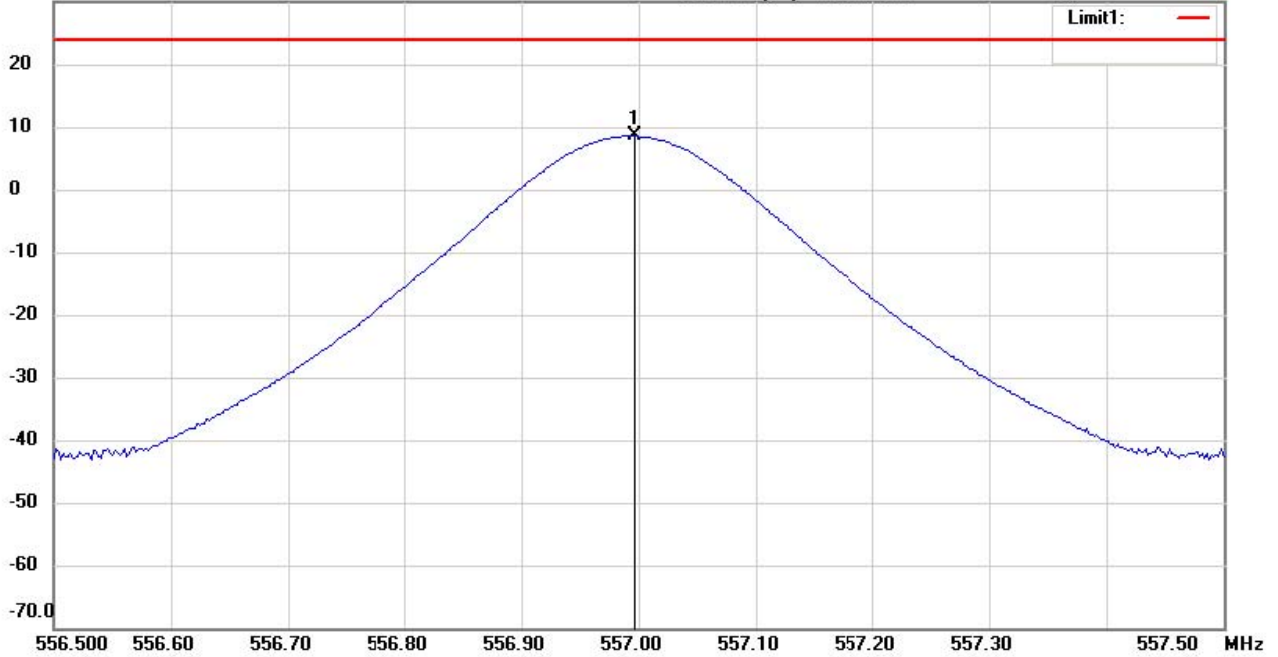
Radiated Emission Measurement

Operator: Rick
 Temperature: 24 °C
 Humidity: 60 %

File : power
 30.0 dBm

Data :#1

Date: 2015/2/15
 Time: 下午 03:55:51



Site : Chamber

Condition : FCC 74.861 power(470-608 and 614-698)

Polarization: *Horizontal*

EUT : W6M21405-14188

Power : 3.7V.a.c.

M/N:

Distance: 3m

Test Mode : 557MHz

Note :

| Mk. | Frequency (MHz) | Reading (dBm) | Detector | Corr. factor (dB) | Result (dBm) | Limit (dBm) | Ant.Pos (cm) | Tab.Pos (deg.) | Margin (dB) | Comment |
|-----|-----------------|---------------|----------|-------------------|--------------|-------------|--------------|----------------|-------------|---------|
| * | 556.9970 | -18.47 | peak | 27.02 | 8.55 | 24.00 | 150 | 210 | -15.45 | |



Worldwide Testing Services(Taiwan) Co., Ltd.

Registration number: W6M21405-14188-C-1-R
 FCC ID: M5X-ACT32HC

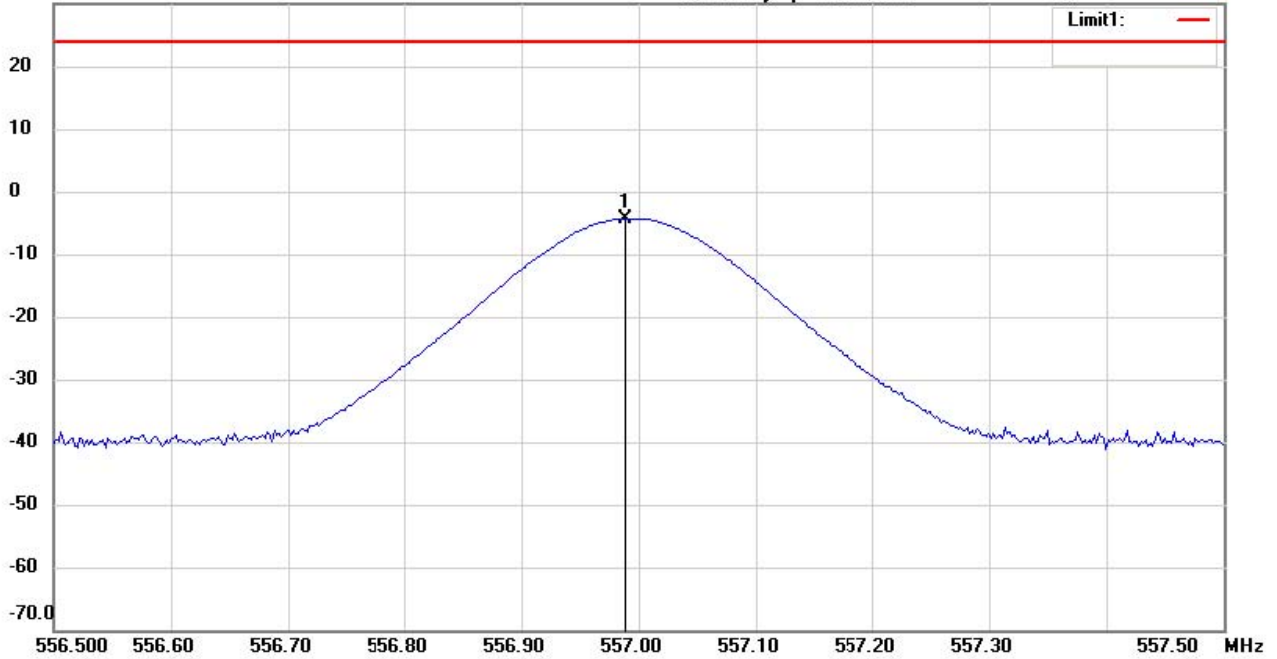
Radiated Emission Measurement

Operator: Rick
 Temperature: 24 °C
 Humidity: 60 %

File : power
 30.0 dBm

Data : #2

Date: 2015/2/15
 Time: 下午 03:56:55



Site : Chamber

Condition : FCC 74.861 power(470-608 and 614-698)

Polarization: *Vertical*

EUT : W6M21405-14188

Power : 3.7V.a.c.

M/N:

Distance: 3m

Test Mode : 557MHz

Note :

| Mk. | Frequency (MHz) | Reading (dBm) | Detector | Corr. factor (dB) | Result (dBm) | Limit (dBm) | Ant.Pos (cm) | Tab.Pos (deg.) | Margin (dB) | Comment |
|-----|-----------------|---------------|----------|-------------------|--------------|-------------|--------------|----------------|-------------|---------|
| * | 556.9890 | -34.33 | peak | 30.04 | -4.29 | 24.00 | 150 | 120 | -28.29 | |



Worldwide Testing Services(Taiwan) Co., Ltd.

Registration number: W6M21405-14188-C-1-R
 FCC ID: M5X-ACT32HC

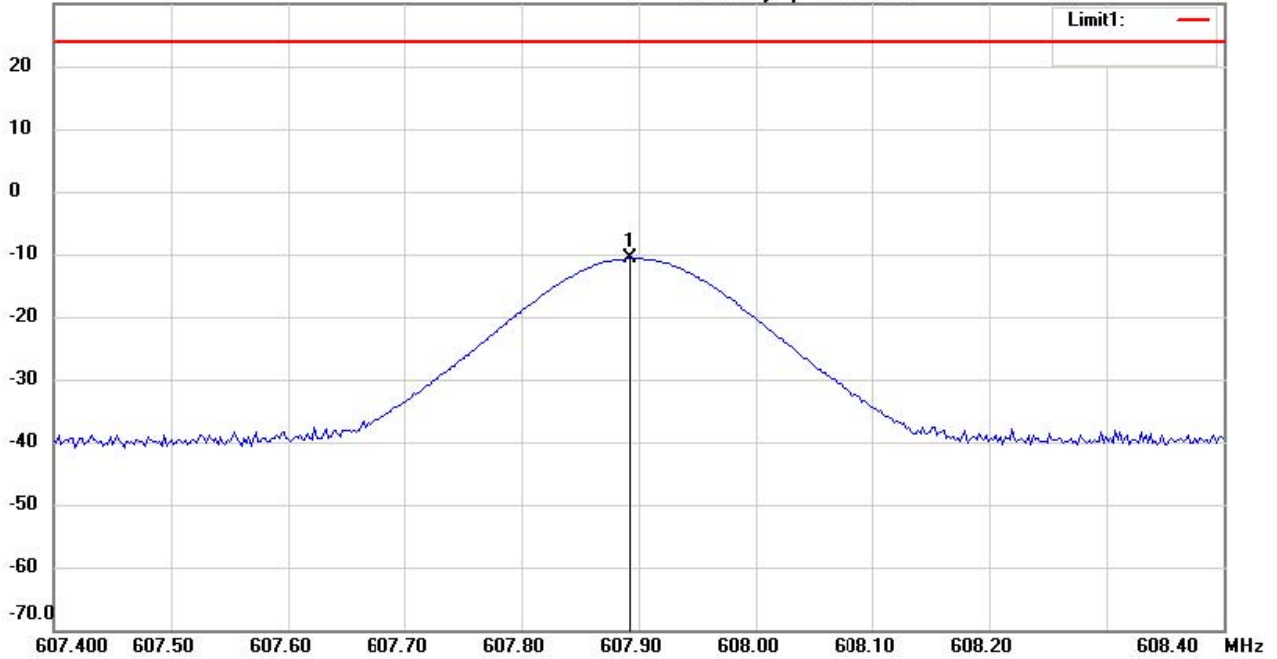
Radiated Emission Measurement

Operator: Rick
 Temperature: 24 °C
 Humidity: 60 %

File : power
 30.0 dBm

Data : #2

Date: 2015/2/15
 Time: 下午 04:11:58



Site : Chamber

Condition : FCC 74.861 power(470-608 and 614-698)

Polarization: *Horizontal*

EUT : W6M21405-14188

Power : 3.7Va.c.

M/N:

Distance: 3m

Test Mode : 607.9MHz

Note :

| Mk. | Frequency (MHz) | Reading (dBm) | Detector | Corr. factor (dB) | Result (dBm) | Limit (dBm) | Ant.Pos (cm) | Tab.Pos (deg.) | Margin (dB) | Comment |
|-----|-----------------|---------------|----------|-------------------|--------------|-------------|--------------|----------------|-------------|---------|
| * | 607.8930 | -40.29 | peak | 29.62 | -10.67 | 24.00 | 150 | 70 | -34.67 | |



Worldwide Testing Services(Taiwan) Co., Ltd.

Registration number: W6M21405-14188-C-1-R
 FCC ID: M5X-ACT32HC

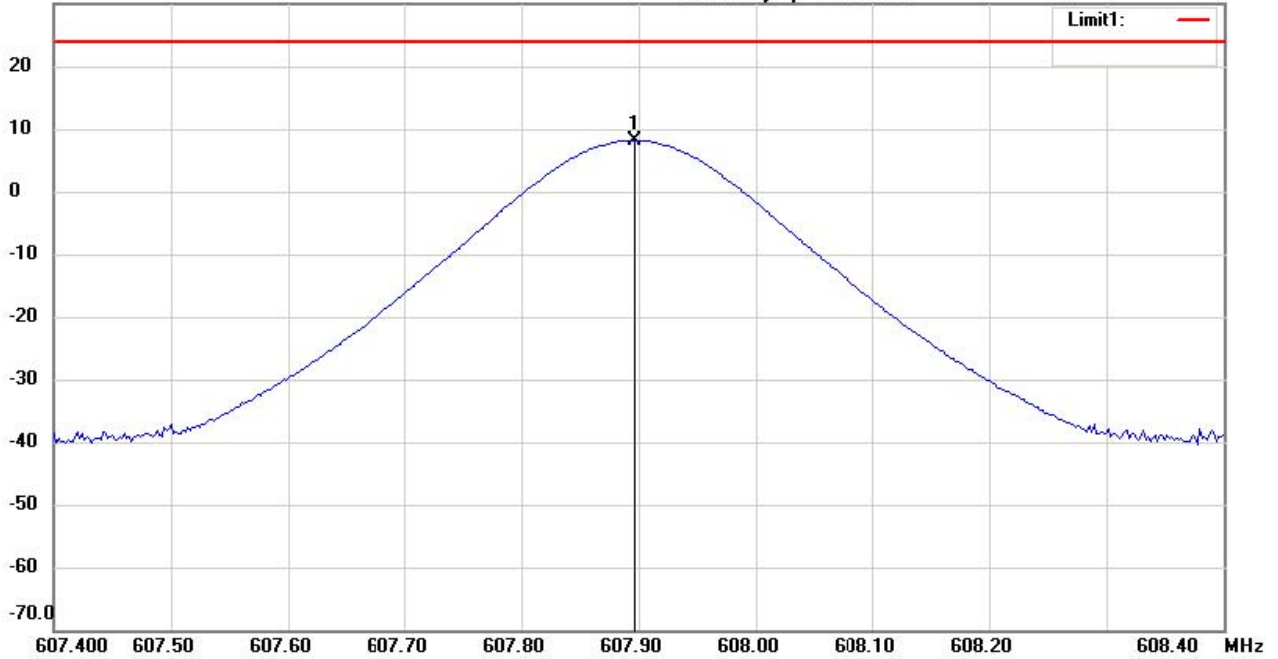
Radiated Emission Measurement

Operator: Rick
 Temperature: 24 °C
 Humidity: 60 %

File : power
 30.0 dBm

Data :#1

Date: 2015/2/15
 Time: 下午 04:10:33



Site : Chamber

Condition : FCC 74.861 power(470-608 and 614-698)

Polarization: *Vertical*

EUT : W6M21405-14188

Power : 3.7V.a.c.

M/N:

Distance: 3m

Test Mode : 607.9MHz

Note :

| Mk. | Frequency (MHz) | Reading (dBm) | Detector | Corr. factor (dB) | Result (dBm) | Limit (dBm) | Ant.Pos (cm) | Tab.Pos (deg.) | Margin (dB) | Comment |
|-----|-----------------|---------------|----------|-------------------|--------------|-------------|--------------|----------------|-------------|---------|
| * | 607.8970 | -21.51 | peak | 29.65 | 8.14 | 24.00 | 150 | 300 | -15.86 | |



Worldwide Testing Services(Taiwan) Co., Ltd.

Registration number: W6M21405-14188-C-1-R
 FCC ID: M5X-ACT32HC

Radiated Emission Measurement

Operator: Rick

File :power
 30.0 dBm

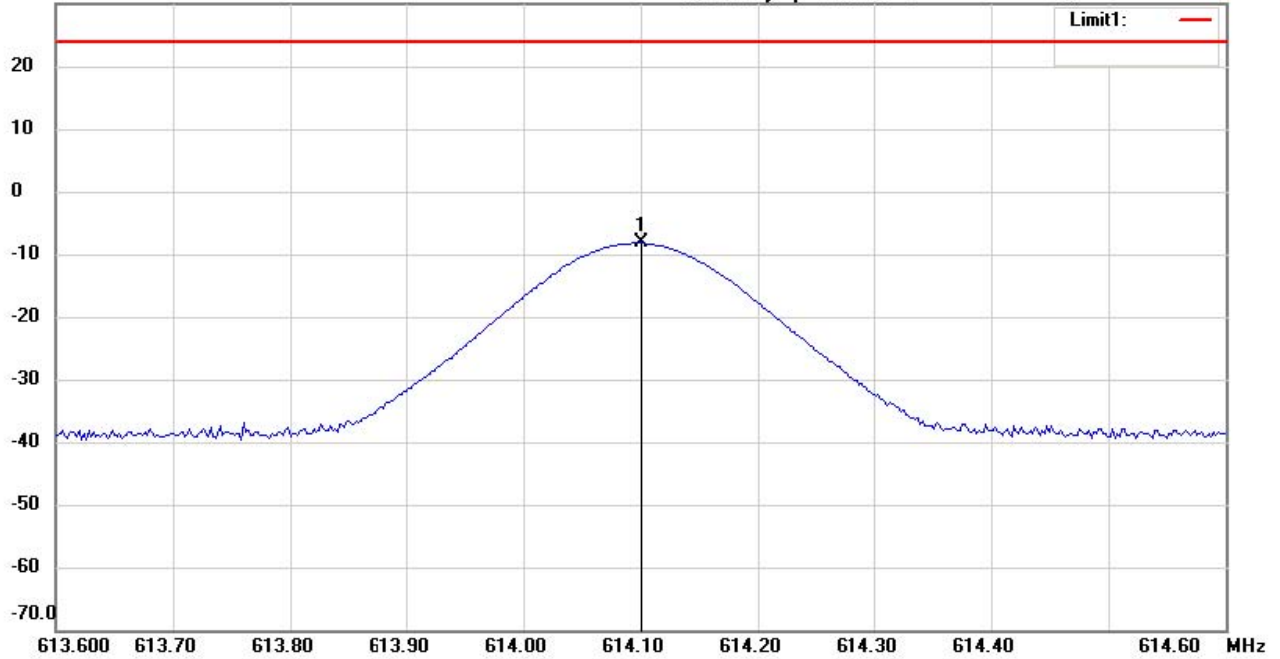
Data :#3

Date: 2015/2/15

Temperature:24 °C

Time: 下午 04:01:27

Humidity:60 %



Site : Chamber

Condition : FCC 74.861 power(470-608 and 614-698)

Polarization: *Horizontal*

EUT : W6M21405-14188

Power : 3.7Va.c.

M/N:

Distance: 3m

Test Mode : 614.1MHz

Note :

| Mk. | Frequency (MHz) | Reading (dBm) | Detector | Corr. factor (dB) | Result (dBm) | Limit (dBm) | Ant.Pos (cm) | Tab.Pos (deg.) | Margin (dB) | Comment |
|-----|-----------------|---------------|----------|-------------------|--------------|-------------|--------------|----------------|-------------|---------|
| * | 614.1010 | -38.31 | peak | 30.10 | -8.21 | 24.00 | 150 | 300 | -32.21 | |



Worldwide Testing Services(Taiwan) Co., Ltd.

Registration number: W6M21405-14188-C-1-R
 FCC ID: M5X-ACT32HC

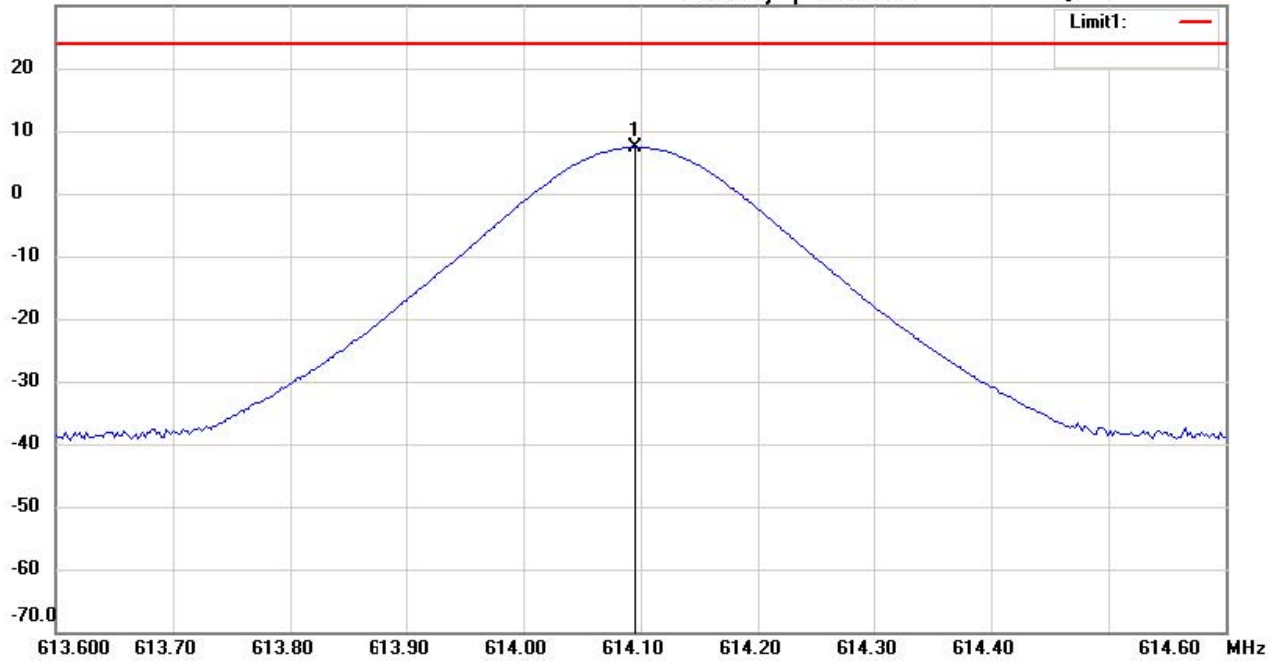
Radiated Emission Measurement

Operator: Rick
 Temperature: 24 °C
 Humidity: 60 %

File : power
 30.0 dBm

Data : #1

Date: 2015/2/15
 Time: 下午 04:06:04



Site : Chamber

Condition : FCC 74.861 power(470-608 and 614-698)

Polarization: *Vertical*

EUT : W6M21405-14188

Power : 3.7Va.c.

M/N:

Distance: 3m

Test Mode : 614.1MHz

Note :

| Mk. | Frequency (MHz) | Reading (dBm) | Detector | Corr. factor (dB) | Result (dBm) | Limit (dBm) | Ant.Pos (cm) | Tab.Pos (deg.) | Margin (dB) | Comment |
|-----|-----------------|---------------|----------|-------------------|--------------|-------------|--------------|----------------|-------------|---------|
| * | 614.0950 | -22.32 | peak | 29.68 | 7.36 | 24.00 | 150 | 300 | -16.64 | |



Worldwide Testing Services(Taiwan) Co., Ltd.

Registration number: W6M21405-14188-C-1-R
 FCC ID: M5X-ACT32HC

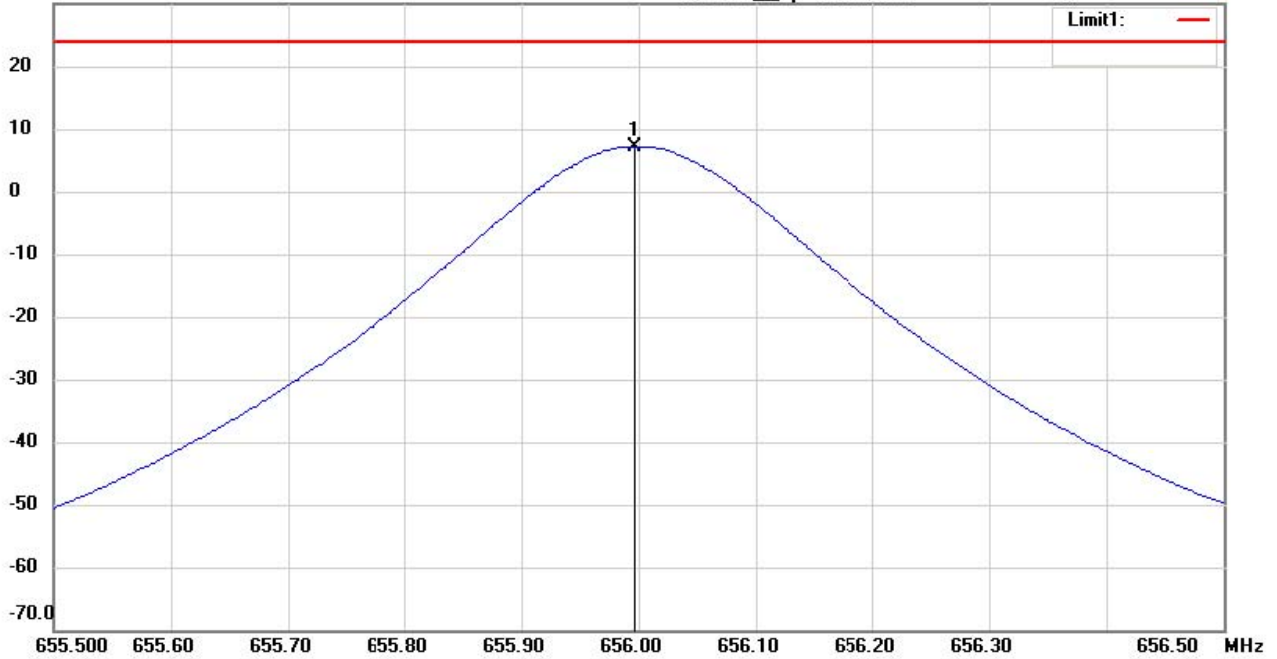
Radiated Emission Measurement

Operator: Rick
 Temperature: 24 °C
 Humidity: 60 %

File : power
 30.0 dBm

Data : #1

Date: 2015/3/3
 Time: 上午 10:03:33



Site : Chamber

Condition : FCC 74.861 power(470-608 and 614-698)

Polarization: *Horizontal*

EUT : W6M21405-14188

Power : 3.7V.a.c.


M/N:

Distance: 3m

Test Mode : 656MHz

Note :

| Mk. | Frequency (MHz) | Reading (dBm) | Detector | Corr. factor (dB) | Result (dBm) | Limit (dBm) | Ant.Pos (cm) | Tab.Pos (deg.) | Margin (dB) | Comment |
|-----|-----------------|---------------|----------|-------------------|--------------|-------------|--------------|----------------|-------------|---------|
| * | 655.9970 | -25.69 | peak | 32.85 | 7.16 | 24.00 | 150 | 110 | -16.84 | |



Worldwide Testing Services(Taiwan) Co., Ltd.

Registration number: W6M21405-14188-C-1-R
 FCC ID: M5X-ACT32HC

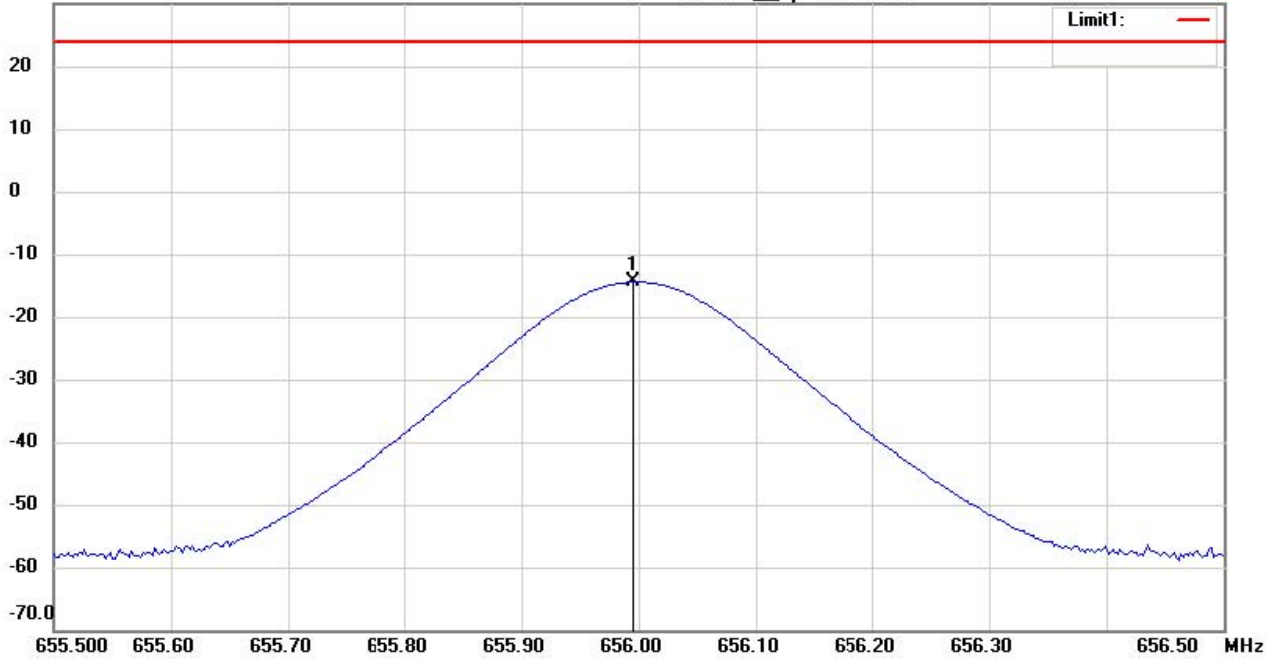
Radiated Emission Measurement

Operator: Rick
 Temperature: 24 °C
 Humidity: 60 %

File : power
 30.0 dBm

Data : #2

Date: 2015/3/3
 Time: 上午 10:08:18



Site : Chamber

Condition : FCC 74.861 power(470-608 and 614-698)

Polarization: *Vertical*

EUT : W6M21405-14188

Power : 3.7V.a.c.


M/N:

Distance: 3m

Test Mode : 656MHz

Note :

| Mk. | Frequency (MHz) | Reading (dBm) | Detector | Corr. factor (dB) | Result (dBm) | Limit (dBm) | Ant.Pos (cm) | Tab.Pos (deg.) | Margin (dB) | Comment |
|-----|-----------------|---------------|----------|-------------------|--------------|-------------|--------------|----------------|-------------|---------|
| * | 655.9950 | -44.58 | peak | 30.14 | -14.44 | 24.00 | 150 | 130 | -38.44 | |



Worldwide Testing Services(Taiwan) Co., Ltd.

Registration number: W6M21405-14188-C-1-R
 FCC ID: M5X-ACT32HC

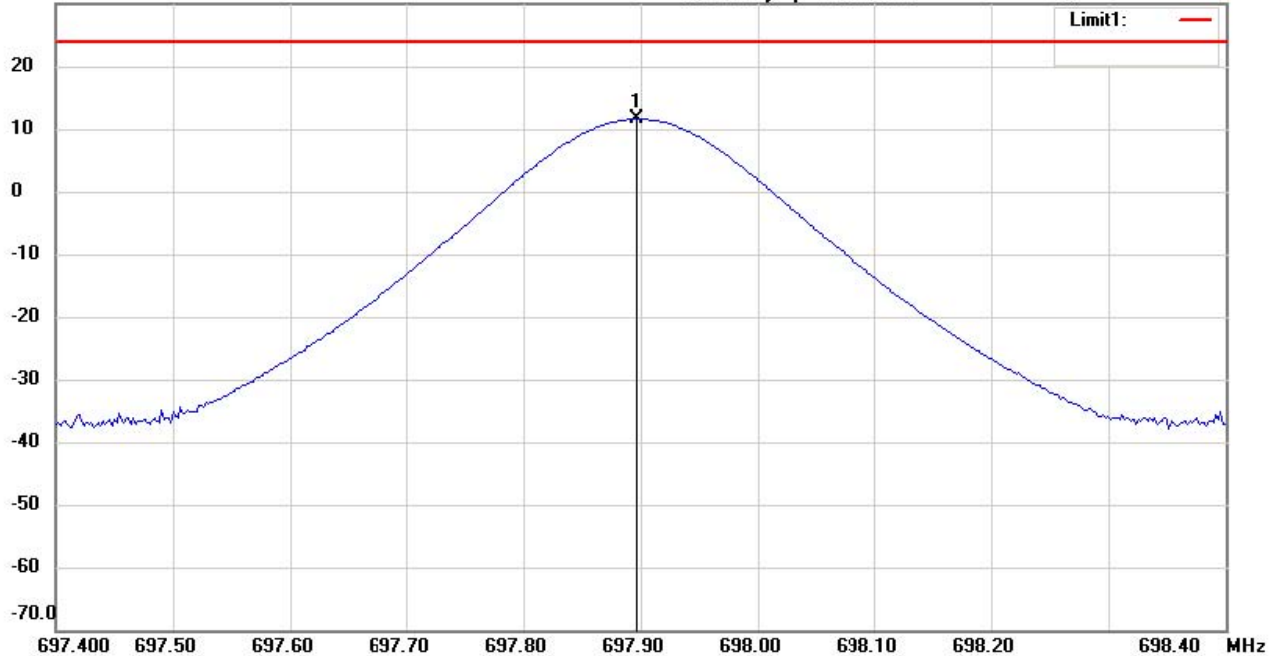
Radiated Emission Measurement

Operator: Rick
 Temperature: 24 °C
 Humidity: 60 %

File : power
 30.0 dBm

Data : #1

Date: 2015/2/15
 Time: 下午 03:50:30



Site : Chamber

Condition : FCC 74.861 power(470-608 and 614-698)

Polarization: *Horizontal*

EUT : W6M21405-14188

Power : 3.7V.a.c.

M/N:

Distance: 3m

Test Mode : 697.9MHz

Note :

| Mk. | Frequency (MHz) | Reading (dBm) | Detector | Corr. factor (dB) | Result (dBm) | Limit (dBm) | Ant.Pos (cm) | Tab.Pos (deg.) | Margin (dB) | Comment |
|-----|-----------------|---------------|----------|-------------------|--------------|-------------|--------------|----------------|-------------|---------|
| * | 697.8970 | -20.85 | peak | 32.42 | 11.57 | 24.00 | 150 | 200 | -12.43 | |



Worldwide Testing Services(Taiwan) Co., Ltd.

Registration number: W6M21405-14188-C-1-R
 FCC ID: M5X-ACT32HC

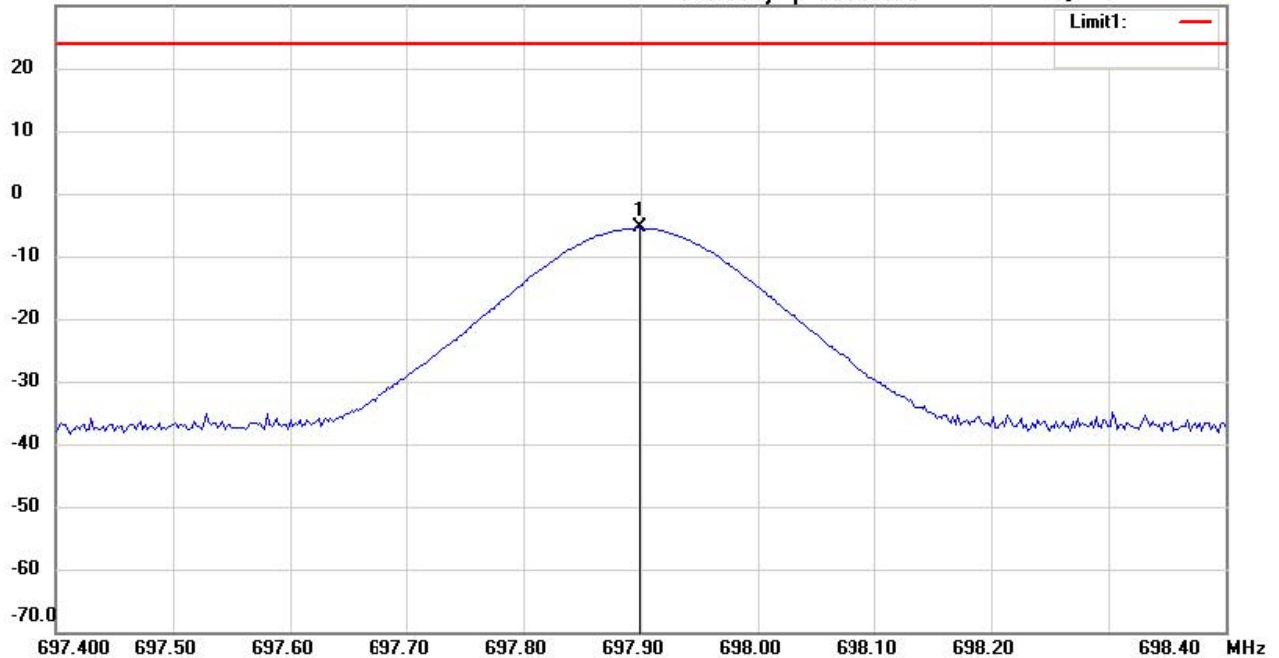
Radiated Emission Measurement

Operator: Rick
 Temperature: 24 °C
 Humidity: 60 %

File : power
 30.0 dBm

Data : #2

Date: 2015/2/15
 Time: 下午 03:46:33



Site : Chamber

Condition : FCC 74.861 power(470-608 and 614-698)

Polarization: *Vertical*

EUT : W6M21405-14188

Power : 3.7V.a.c.

M/N:

Distance: 3m

Test Mode : 697.9MHz

Note :

| Mk. | Frequency (MHz) | Reading (dBm) | Detector | Corr. factor (dB) | Result (dBm) | Limit (dBm) | Ant.Pos (cm) | Tab.Pos (deg.) | Margin (dB) | Comment |
|-----|-----------------|---------------|----------|-------------------|--------------|-------------|--------------|----------------|-------------|---------|
| * | 697.8990 | -37.48 | peak | 32.02 | -5.46 | 24.00 | 150 | 250 | -29.46 | |

Test equipment used: ETSTW-RE 004, ETSTW-RE 122, ETSTW-RE 042, ETSTW-RE 043

Limit According to FCC PART 74.861(e)(1):

The output power limit: 250 mW (24 dBm)



Registration number: W6M21405-14188-C-1-R

FCC ID: M5X-ACT32HC

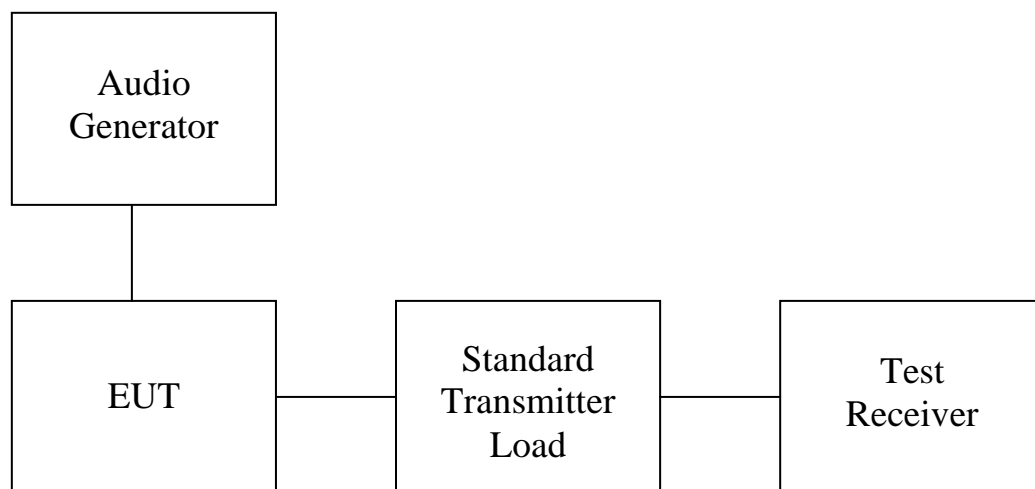
6 Modulation Deviation , FCC 2.1047 (b) ; 74.861(e)

6.1 Test procedure

Modulation limiting is the transmitter circuit's ability to limit the transmitter from producing deviations in excess of rated system deviation.

The audio signal generator is connected to the audio input of the EUT with its full rating.

The modulation response is measured at certain modulation frequencies, related to 1000Hz reference signal. Tests are performed for positive and negative modulation.



6.2 Test results

Limits : ± 75 kHz

Test equipment used: ETSTW-RE 072, ETSTW-RE 055, ETSTW-RE 050

Explanation: Please see attached diagrams as appendix.

Registration number: W6M21405-14188-C-1-R

FCC ID: M5X-ACT32HC

7 Audio frequency response , FCC 2.1047 (a)

7.1 Test procedure

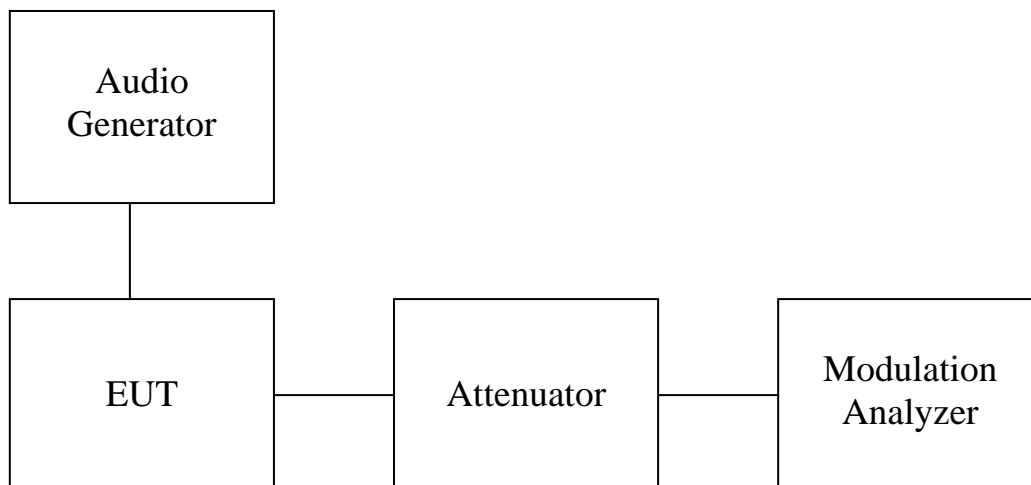
The audio frequency response is the degree of closeness to which the frequency deviation of the transmitter follows a prescribed characteristic.

The frequency response of the audio modulation part is measured over a frequency range of 100 Hz to 5000 Hz.

For 1000 Hz tone reference signal the audio generator level is adjusted to get 20% of the rated system deviation.

The deviations obtained over the frequency range from 100 Hz to 5000 Hz are recorded and compared with the reference deviation as follows :

$$\text{Audio Frequency Response} = 20 \log [\text{DEV}_{\text{Freq}} / \text{DEV}_{\text{ref}}].$$



7.2 Test results

Explanation: Please see attached diagrams as appendix.

Test equipment used: ETSTW-RE 072



Registration number: W6M21405-14188-C-1-R
FCC ID: M5X-ACT32HC

8 Occupied Bandwidth/Emission Mask, FCC 2.1049 (c) ; 74.861 (e)(5)

The occupied bandwidth, that is the frequency bandwidth such that, below its lower and above its upper frequency limits, the mean powers radiated are each equal to 0.5 percent of the total mean power. Near the carrier an Emission Mask is defined by the standard.

8.1 Test procedure

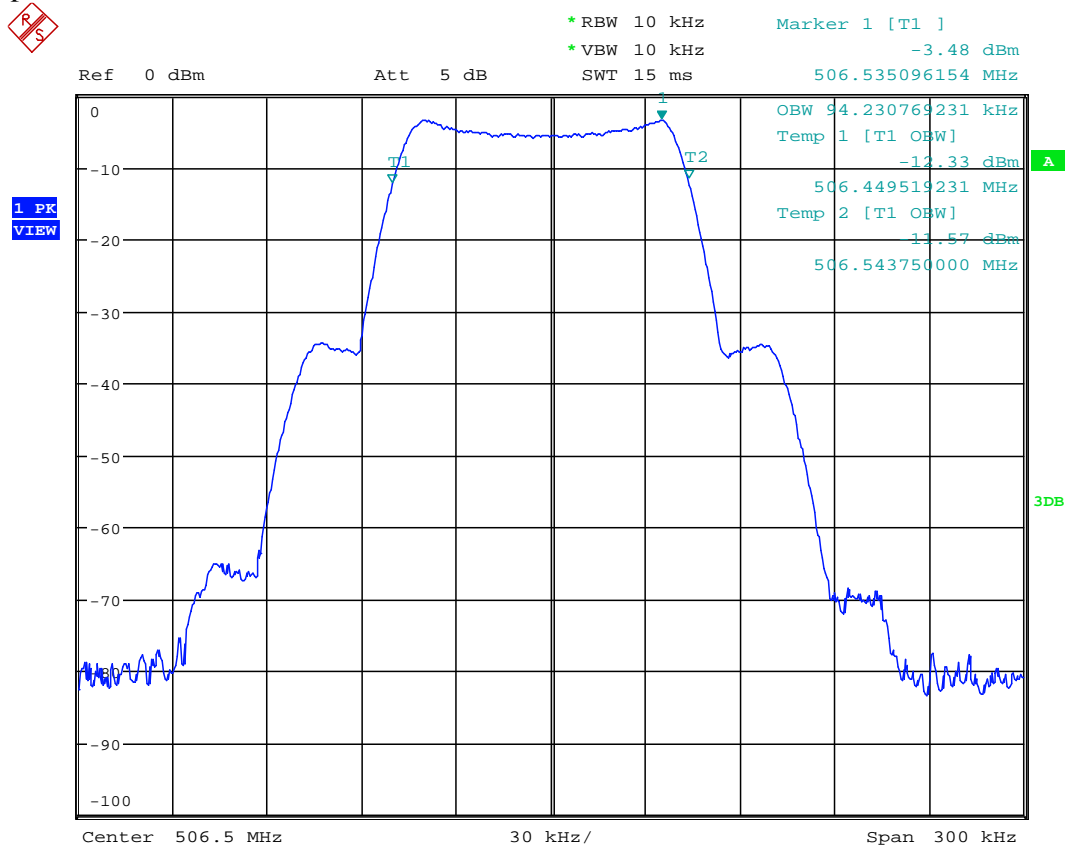
The RF output of the transceiver was connected to the input of the spectrum analyzer through sufficient attenuation.

Occupied Bandwidth was measured with a occupied bandwidth function of the analyzer.

The near the carrier emissions are measured by normal power measurement function of the analyzer.

8.2 Test Results

Occupied Bandwidth

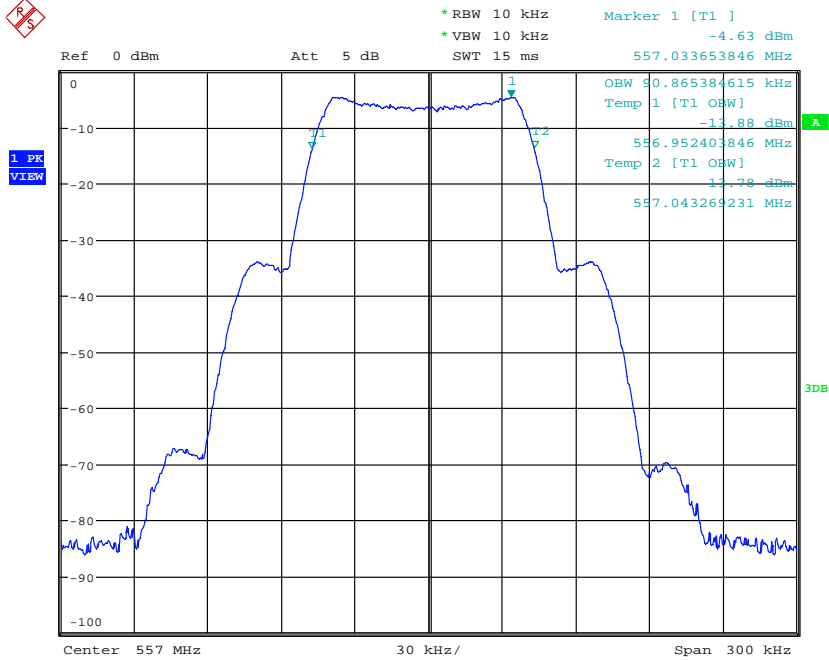


OCCUPIED BANDWIDTH 506.5MHz 1KHz

Date: 18.FEB.2015 09:46:54

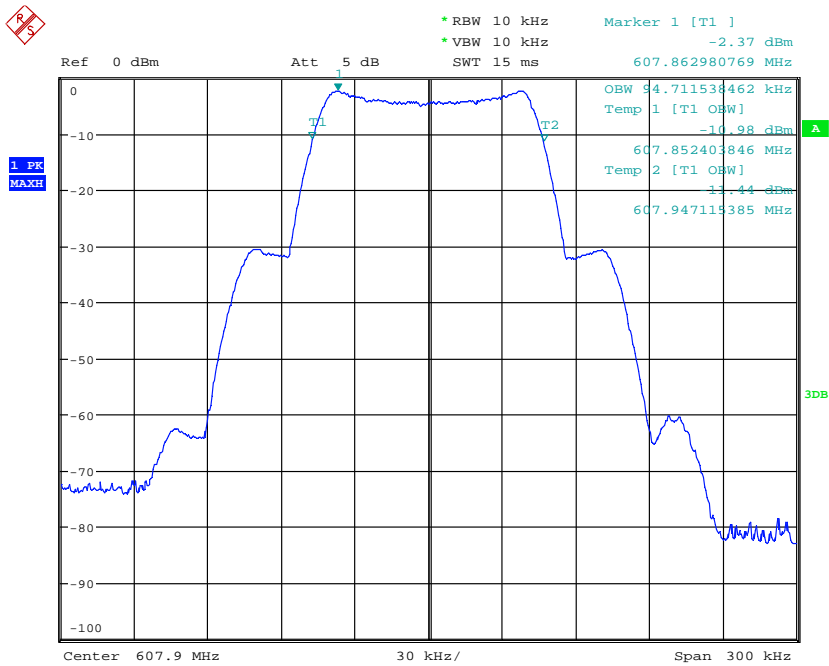


Registration number: W6M21405-14188-C-1-R
 FCC ID: M5X-ACT32HC



OCCUPIED BANDWIDTH 557MHz 1KHz

Date: 18.FEB.2015 09:55:44

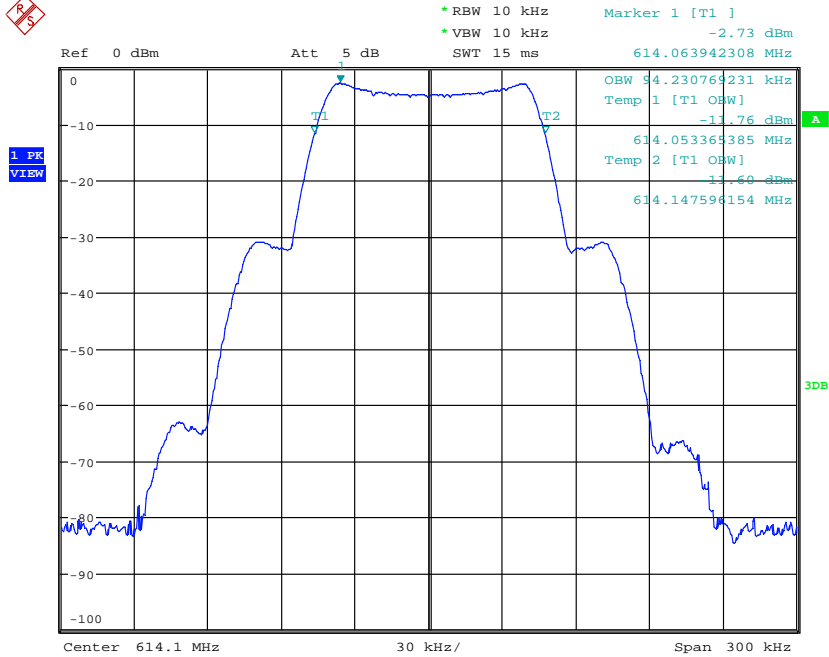


OCCUPIED BANDWIDTH 607.9MHz 1KHz

Date: 18.FEB.2015 09:24:48

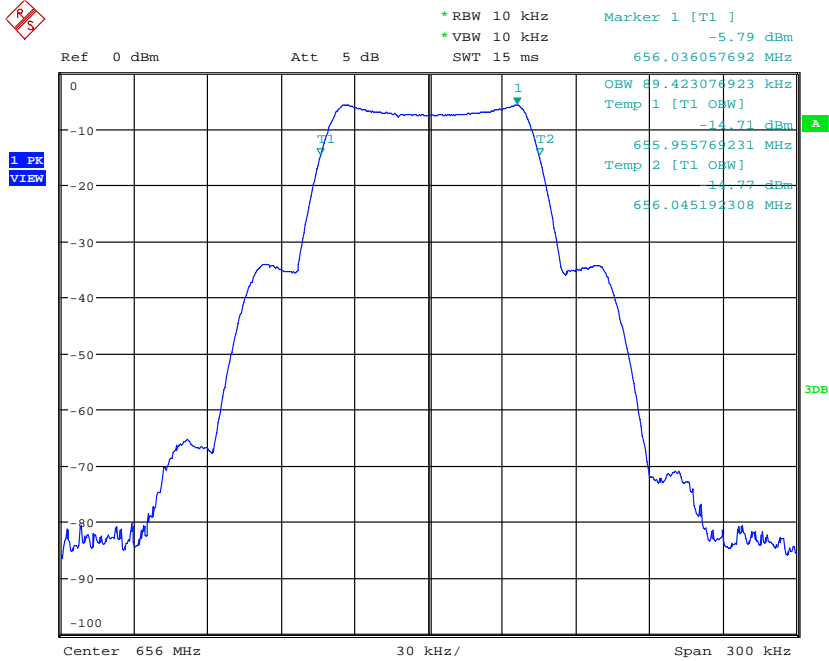


Registration number: W6M21405-14188-C-1-R
FCC ID: M5X-ACT32HC




OCCUPIED BANDWIDTH 614.1MHz 1KHz

Date: 18.FEB.2015 09:45:41

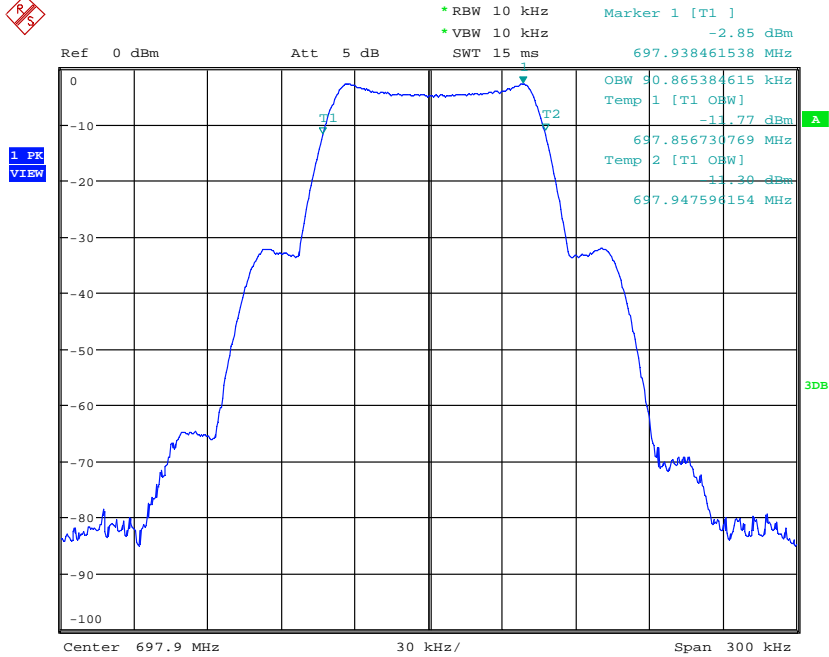


OCCUPIED BANDWIDTH 656MHz 1KHz

Date: 18.FEB.2015 09:51:24

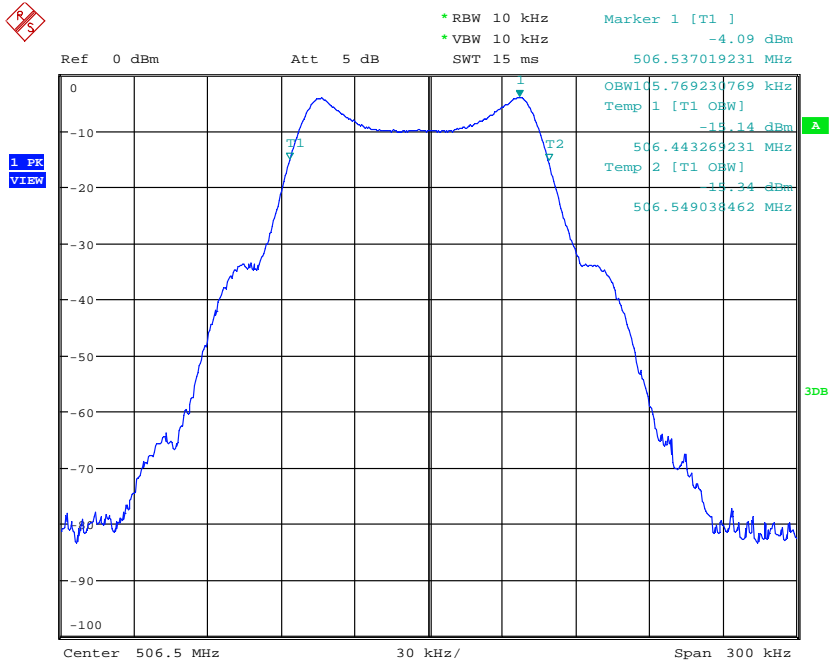


Registration number: W6M21405-14188-C-1-R
FCC ID: M5X-ACT32HC




OCCUPIED BANDWIDTH 697.9MHz 1KHz

Date: 18.FEB.2015 09:53:44

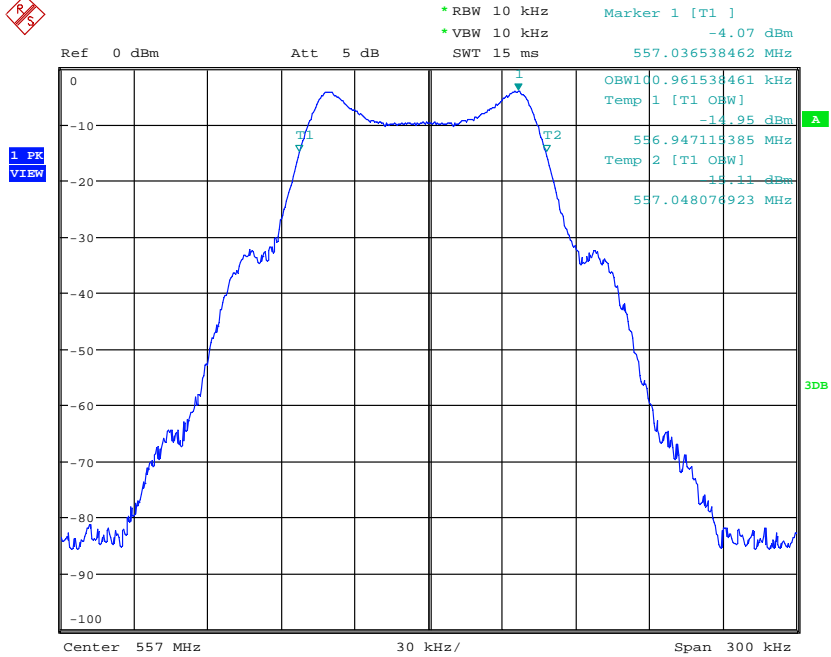


OCCUPIED BANDWIDTH 506.5MHz 2.5KHz

Date: 18.FEB.2015 09:47:28

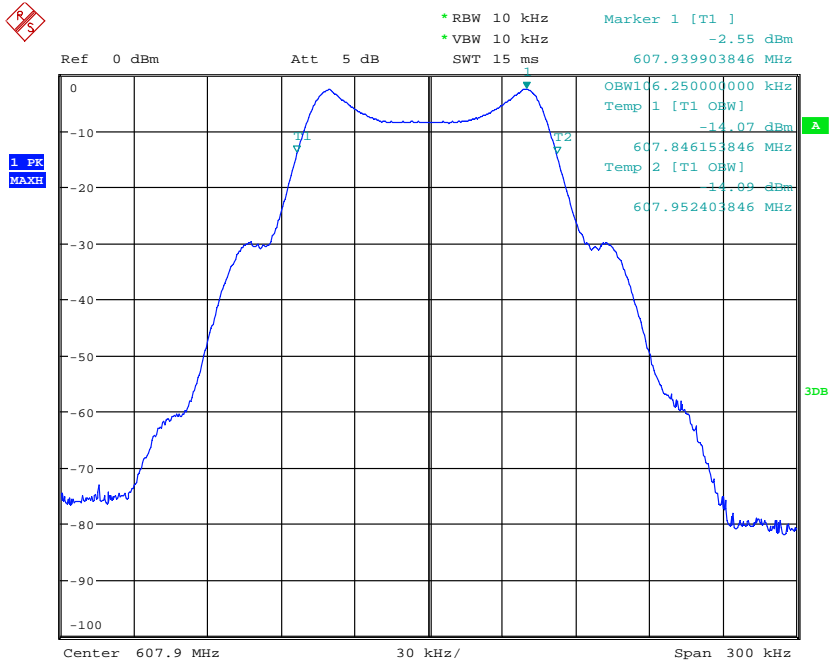


Registration number: W6M21405-14188-C-1-R
FCC ID: M5X-ACT32HC



OCCUPIED BANDWIDTH 557MHz 2.5KHz

Date: 18.FEB.2015 09:56:09

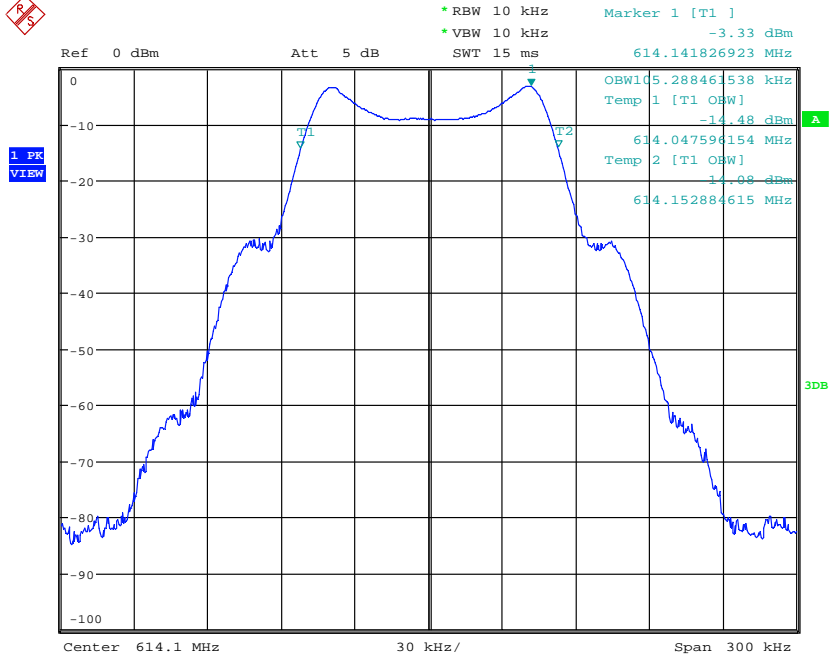


OCCUPIED BANDWIDTH 607.9MHz 2.5KHz

Date: 18.FEB.2015 09:25:41

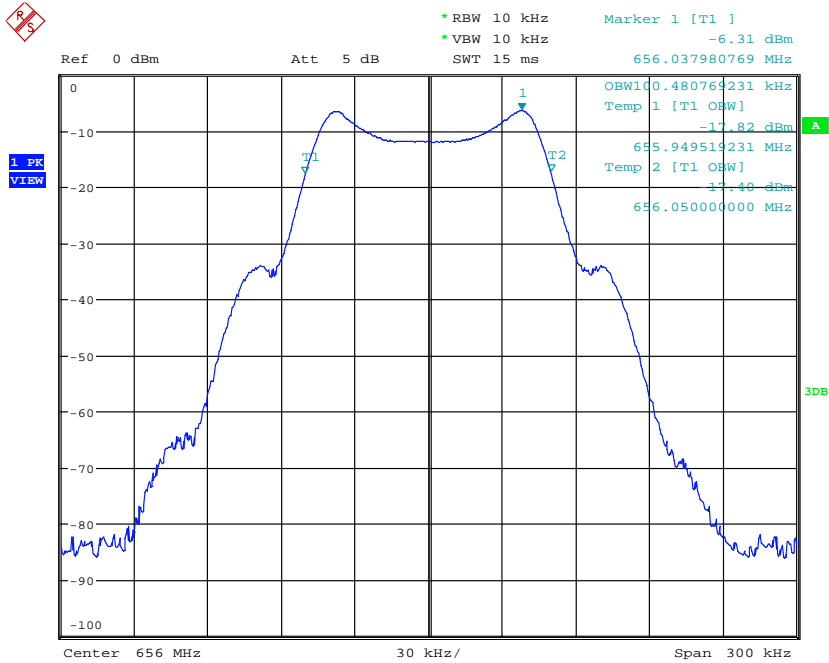


Registration number: W6M21405-14188-C-1-R
FCC ID: M5X-ACT32HC



OCCUPIED BANDWIDTH 614.1MHz 2.5KHz

Date: 18.FEB.2015 09:45:08

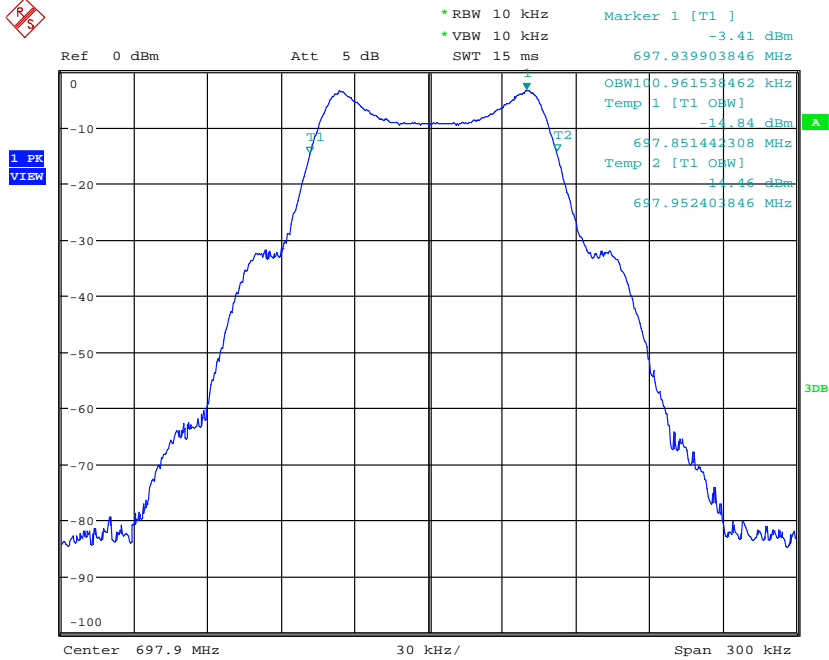


OCCUPIED BANDWIDTH 656MHz 2.5KHz

Date: 18.FEB.2015 09:51:56



Registration number: W6M21405-14188-C-1-R
FCC ID: M5X-ACT32HC



OCCUPIED BANDWIDTH 697.9MHz 2.5KHz

Date: 18.FEB.2015 09:53:22

Limit

The operating bandwidth shall not exceed 200 kHz.

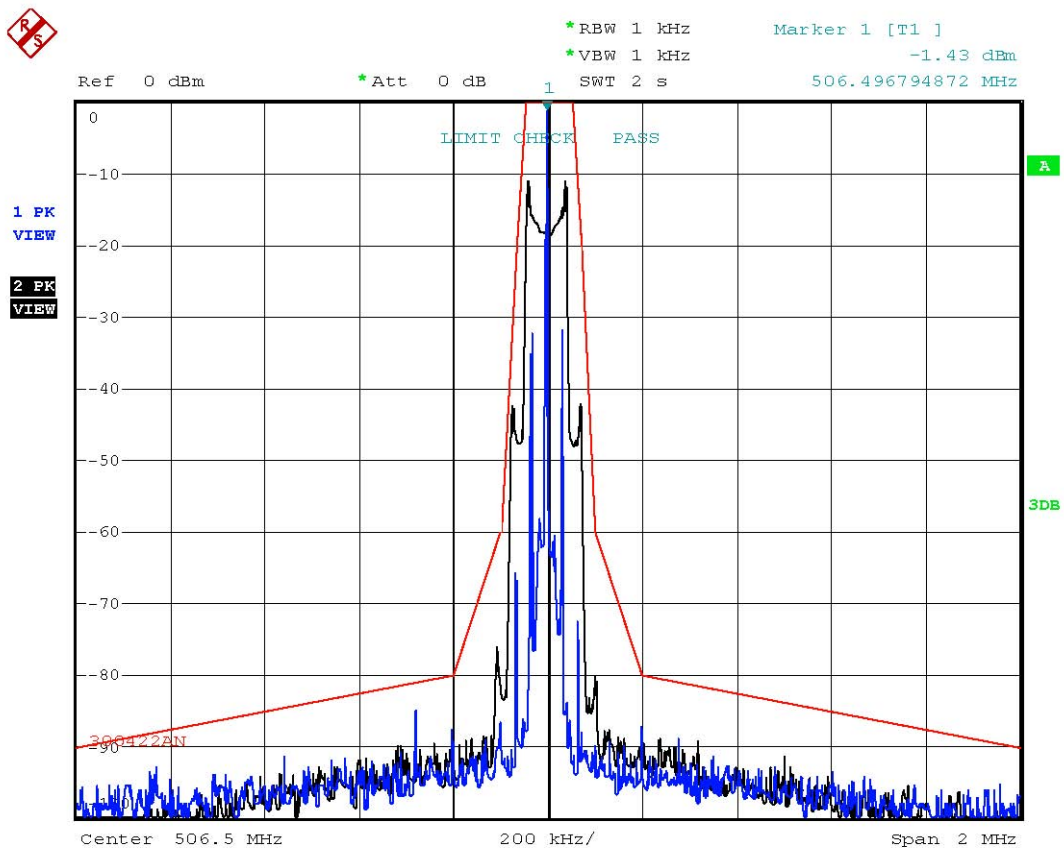
Test equipment used: ETSTW-RE 055 , ETSTW-RE 072, ETSTW-RE 050



Registration number: W6M21405-14188-C-1-R
FCC ID: M5X-ACT32HC


Emission Mask

Analog emissions within the band from one megahertz below to one megahertz above the carrier frequency shall comply with the emission mask in Section 8.3.1.2 of the European Telecommunications Institute Standard ETSI EN 300 422-1 v1.4.2 (2011-08). Digital emissions within the band from one megahertz below to one megahertz above the carrier frequency shall comply with the emission mask in Section 8.3.2.2 (Figure 4) of the European Telecommunications Institute Standard ETSI EN 300 422-1 v1.4.2 (2011-08). Beyond one megahertz below and above the carrier frequency, emissions shall be attenuated 90 dB below the level of the unmodulated carrier. The requirements of this paragraph (e)(7) shall not apply to applications for certification of equipment in these bands until nine months after release of the Commission's Channel Reassignment Public Notice, as defined in §73.3700(a)(2) of this chapter.

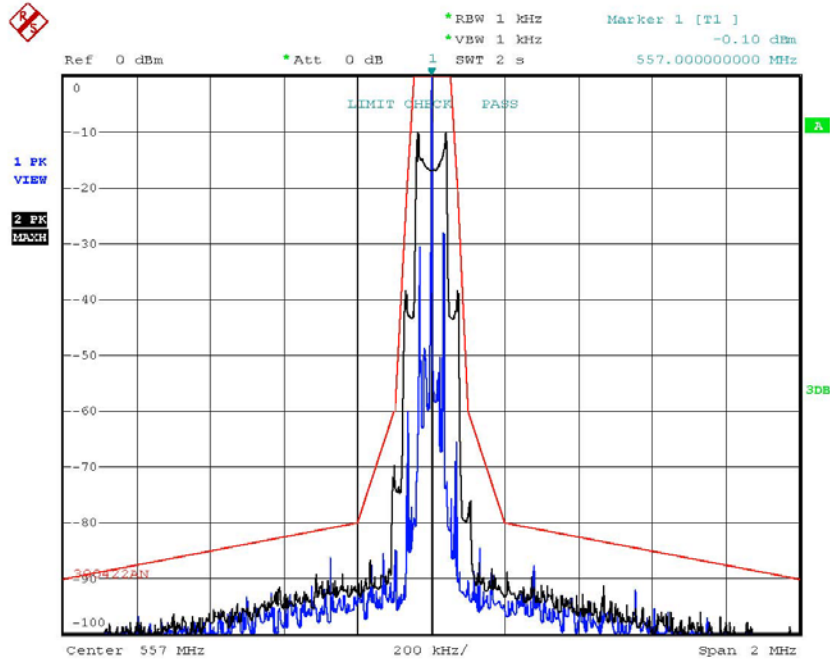


NECESSARY BANDWIDTH 506.5MHz

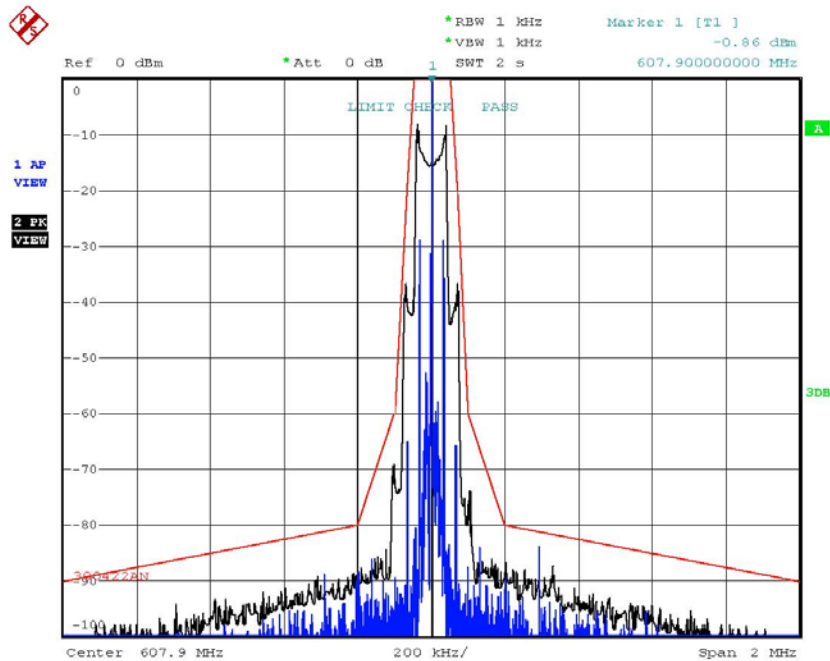
Date: 3.MAY.2016 10:23:04



Registration number: W6M21405-14188-C-1-R
FCC ID: M5X-ACT32HC



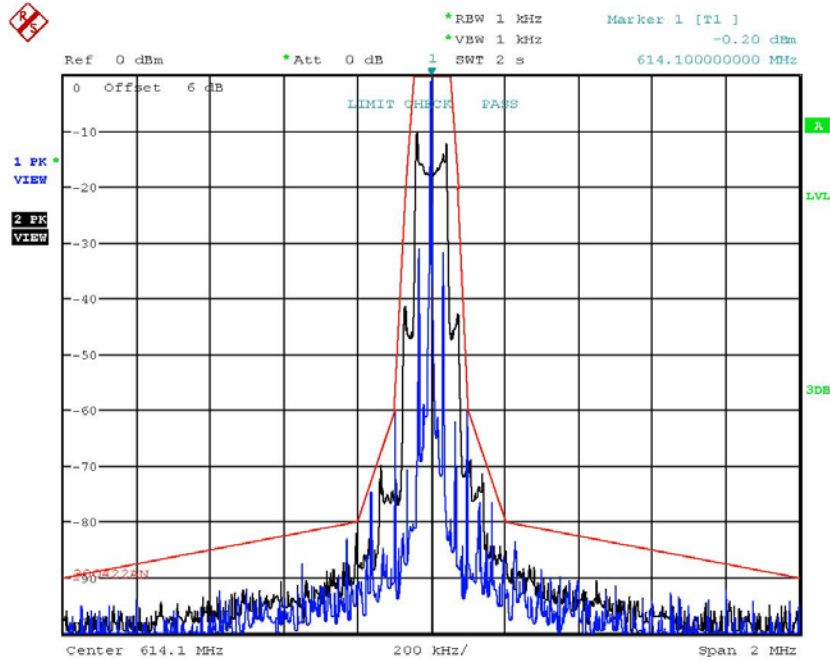
NECESSARY BANDWIDTH 557MHz
Date: 3.MAY.2016 10:25:20



NECESSARY BANDWIDTH 607.9MHz
Date: 3.MAY.2016 10:20:58

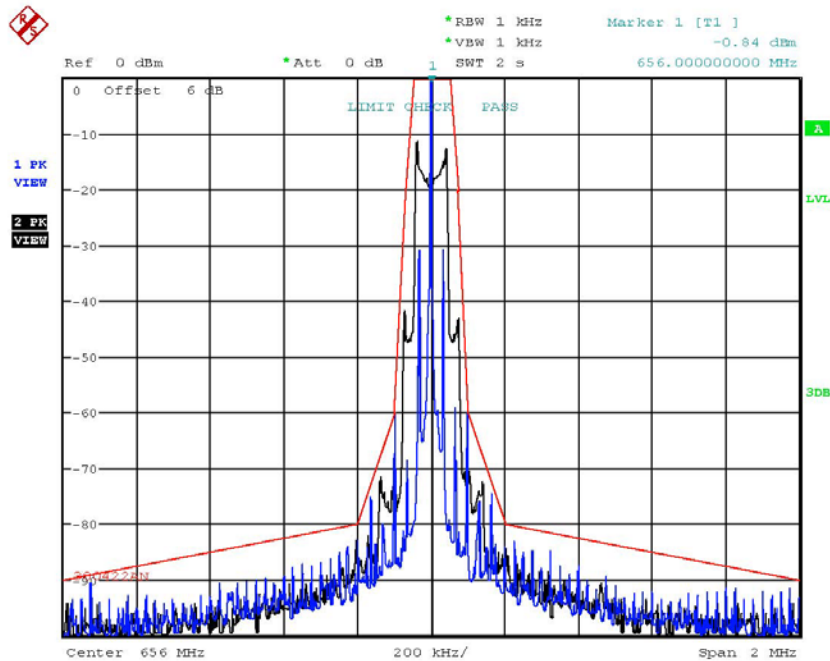


Registration number: W6M21405-14188-C-1-R
FCC ID: M5X-ACT32HC



NECESSARY BANDWIDTH 614.1MHz

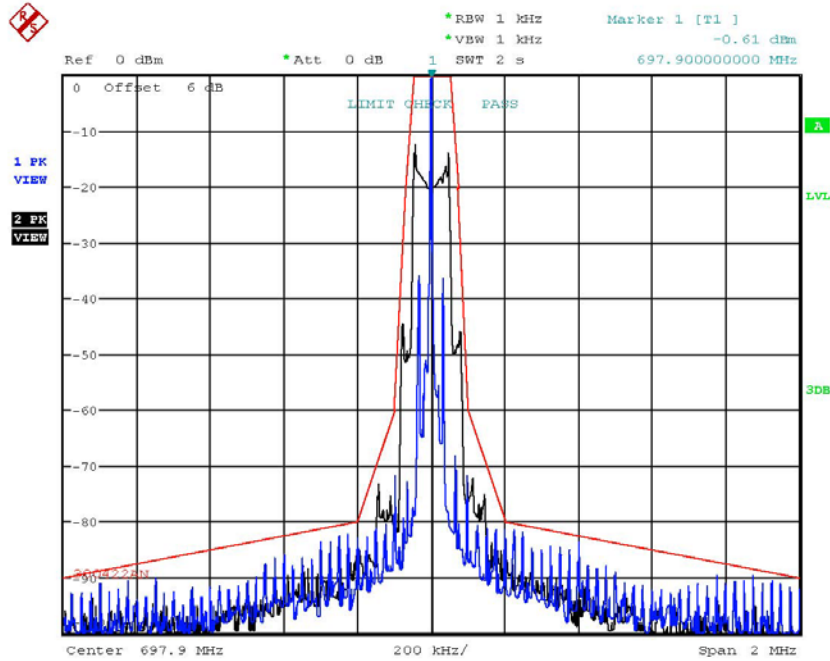
Date: 3.MAY.2016 13:30:33



NECESSARY BANDWIDTH 656MHz

Date: 3.MAY.2016 13:32:07

Registration number: W6M21405-14188-C-1-R
 FCC ID: M5X-ACT32HC



NECESSARY BANDWIDTH 697.9MHz
 Date: 3.MAY.2016 13:42:27

LIMIT acc. Subclause 8.3.1.2

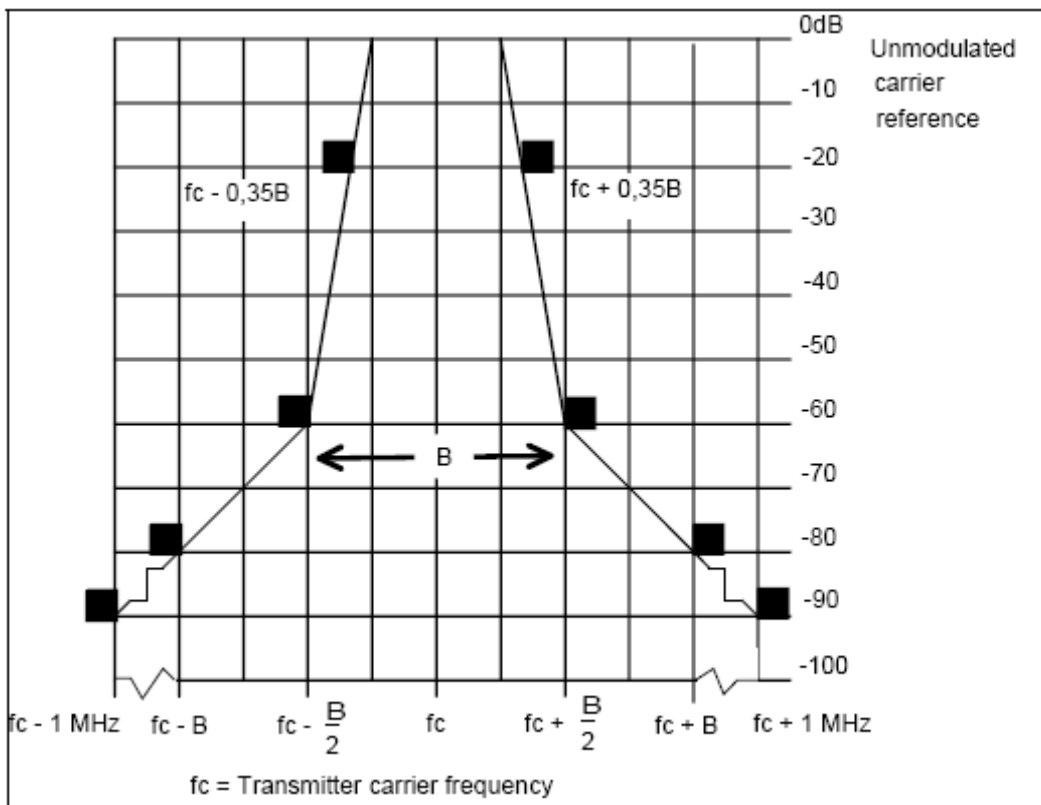


Figure 1: Spectrum mask for analogue systems in all bands

Registration number: W6M21405-14188-C-1-R
 FCC ID: M5X-ACT32HC

LIMIT acc. Subclause 8.3.2.2

The transmitter output spectrum shall be within the mask defined in figure 2. This mask may also be used for both analogue and digital Assisive Listening Devices.

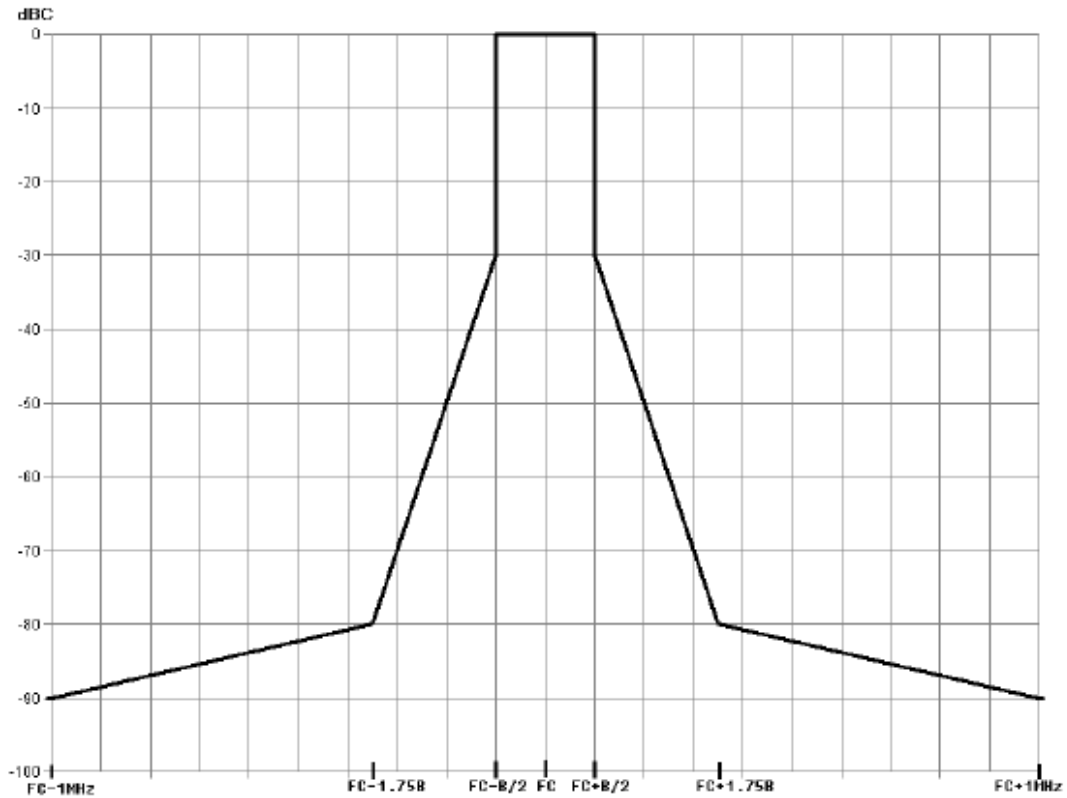



Figure 2: Spectrum mask for digital systems below 1 GHz



Registration number: W6M21405-14188-C-1-R

FCC ID: M5X-ACT32HC

9 Spurious Emissions at Antenna Terminals FCC2.1051 ; 74.861 (e)

9.1 Test procedure

This transmitter output was connected to a calibrated coaxial attenuator, the other end of which was connected to a spectrum analyzer. Transmitter output was derived with the spectrum analyzer in dBm.

The Spurious Emissions at Antenna Terminals was measured by the spectrum analyzer with a suitable notch filter and high-pass filter.

Tests were performed with an un-modulated carrier at three frequencies (low , middle and high channels) and on all power levels , which can be set-up on the transmitters.

9.2 Test Results

Summary table with conducted data of the test plots for Carrier Test Frequency


| Frequency Marker Indication [MHz] | Indication Power Level [dBm] | Compliance Limit [dBm] | Margin |
|-----------------------------------|------------------------------|------------------------|--------|
| -- | -- | -- | -- |
| -- | -- | -- | -- |
| -- | -- | -- | -- |
| -- | -- | -- | -- |
| -- | -- | -- | -- |

9.3 Limit

Compliance with § 74.861 requires that any emission be attenuated below the transmitter power at least $43 + 10 \log_{10} P$ (P = transmitter power in Watts).

The compliance limit was calculated as an example per the following table :

| | |
|----------------------------------|---|
| Maximum transmitter output power | 11.57 dBm |
| Required attenuation | $43 + 10 \log_{10} 0.014354894W = 24.57 \text{ dB}$ |
| Maximum transmitter output power | 11.57 dBm |
| <u>Required attenuation</u> | <u>24.57 dB</u> |
| Compliance limit | -13 dBm |



Registration number: W6M21405-14188-C-1-R

FCC ID: M5X-ACT32HC

10 Radiated Spurious Emission , FCC 2.1053 ; 74.861 (e)

10.1 Test procedure

The EUT was positioned on a non-conductive turntable , 0.8m above the ground plane.

The radiated emission at the fundamental frequency was measured at 3 m distance with a test antenna and spectrum analyzer.

Worst case emission was recorded with the rotation of the turntable and the raising and lowering of the test antenna.

ERP was measured using a substitution method. The EUT was replaced by reference antenna connected to a signal generator.

The test of spurious radiated emission have been carried out with the ESK-Software from Rode & Schwarz. The measurements below 1GHz were performed with a measurement bandwidth of 100kHz, above 1GHz with a bandwidth of 1 MHz.

Spurious emission limits near the carrier are defined by a emission mask. This measurements are done in conducted mode.

10.2 Test Results

The measurements of the spurious emission at the upper , center and lower channel.

The measurement diagrams show that all significant spurs are well below the limit line.

Summary table with radiated data of the test plots for Carrier Test Frequency

Model: -- Date: --
 Mode: -- Temperature: -- °C Engineer: --
 Polarization: Horizontal Humidity: -- %

| Frequency (MHz) | Reading (dBm) Peak | Factor (dB) Corr. | Result (dBm) | Limit (dBm) | Margin (dB) | Table Degree (Deg.) | Ant. High (cm) |
|-----------------|--------------------|-------------------|--------------|-------------|-------------|---------------------|----------------|
| -- | -- | -- | -- | -- | -- | -- | -- |
| -- | -- | -- | -- | -- | -- | -- | -- |

Polarization: Vertical

| Frequency (MHz) | Reading (dBm) Peak | Factor (dB) Corr. | Result (dBm) | Limit (dBm) | Margin (dB) | Table Degree (Deg.) | Ant. High (cm) |
|-----------------|--------------------|-------------------|--------------|-------------|-------------|---------------------|----------------|
| -- | -- | -- | -- | -- | -- | -- | -- |
| -- | -- | -- | -- | -- | -- | -- | -- |

Note:

1. Correction Factor = Antenna Gain + Cable Loss + Amplifier Gain
2. The formula of measured value as: Test Result = Reading + Correction Factor
3. All not in the table noted test results are more than 20 dB below the relevant limits.
4. Measurement uncertainty: 30-200MHz : ±2.11 dB, 200-1000MHz : ±2.09 dB, 1-18GHz : ±2.71 dB
 Reported uncertainties represent expanded uncertainties expressed at approximately the 95% confidence level using a coverage factor of k = 2.
5. See the attached diagram as appendix.



Registration number: W6M21405-14188-C-1-R
FCC ID: M5X-ACT32HC

10.3 Explanation of test result

The measurements of the spurious emissions at the equipment output terminals were performed pursuant to the test procedure above in order to verify that any emissions are below the limits given by § 74.861 (6).

Calculation of test results :

Such factors like antenna correction , cable loss , external attenuation etc. are already included in the provided measurement results. This is done by using validated test software and calibrated test system according the accreditation requirements.

In the Table being listed the critical peak and average value an exhibit the compliance with the above calculated Limits.

10.4 Limits

Compliance with § 74.861 requires that any emission be attenuated below the transmitter power at least $43 + 10 \log_{10} P$ (P = transmitter power in Watts).

The compliance limit was calculated as an example per the following table :

| | |
|----------------------------------|--|
| Maximum transmitter output power | 11.57 dBm |
| Required attenuation | $43 + 10 \log_{10} 0.014354894W = 24.57dB$ |
| Maximum transmitter output power | 11.57 dBm |
| <u>Required attenuation</u> | <u>24.57 dB</u> |
| Compliance limit | -13 dBm |

Test equipment used: ETSTW-RE 004, ETSTW-RE 122, ETSTW-RE 030,
ETSTW-RE 042, ETSTW-RE 043, ETSTW-RE 044

Explanation : see attached diagrams in appendix.



Registration number: W6M21405-14188-C-1-R

FCC ID: M5X-ACT32HC

11 Line Conducted Emission , FCC 15.207

11.1 Test procedure

For an intentional radiator which is designed to be connected to the public utility (AC) power line, the radio frequency voltage that is conducted back onto the AC line on any frequency or frequencies within the band 150 kHz to 30 MHz shall not exceed the limits in the table bellows with this provision shall be based on the measurement of the radio frequency voltage between each power line and ground at the power terminals.

This measurement was transact first with instrumentation using an average and peak detector and a 10 kHz bandwidth. If the peak detector achieves a calculated level, the measurement is repeated by an instrumentation using a quasi-peak detector.

11.2 Test Results

Model: -- Date: --
 Mode: -- Temperature: -- °C Engineer: --
 Polarization: -- Humidity: -- %

| Frequency (MHz) | Reading (dBuV) | | Factor (dB) Corr. | Result (dBuV) | | Limit (dBuV) | | Margin (dB) |
|--------------------|-------------------|------|-------------------------|------------------|------|-----------------|------|----------------|
| | QP | Ave. | | QP | Ave. | QP | Ave. | |
| -- | -- | -- | -- | -- | -- | -- | -- | -- |
| -- | -- | -- | -- | -- | -- | -- | -- | -- |

Polarization: L1

| Frequency (MHz) | Reading (dBuV) | | Factor (dB) Corr. | Result (dBuV) | | Limit (dBuV) | | Margin (dB) |
|--------------------|-------------------|------|-------------------------|------------------|------|-----------------|------|----------------|
| | QP | Ave. | | QP | Ave. | QP | Ave. | |
| -- | -- | -- | -- | -- | -- | -- | -- | -- |
| -- | -- | -- | -- | -- | -- | -- | -- | -- |

- Note: 1. The formula of measured value as: Test Result = Reading + Correction Factor**
2. The Correction Factor = Cable Loss + LISN Insertion Loss + Pulse Limit Loss
3. Detector function in the form : PK = Peak, QP = Quasi Peak, AV = Average
4. All not in the table noted test results are more than 20 dB below the relevant limits.
5. Measurement uncertainty = ±1.41 dB; Reported uncertainties represent expanded uncertainties expressed at approximately the 95% confidence level using a coverage factor of k = 2.
6. Up Line: QP Limit Line, Down Line: Ave Limit Line.
7. This test is not required because the EUT uses battery.

Test equipment used: ETSTW-CE 001, ETSTW-CE 016, ETSTW-RE 045



Registration number: W6M21405-14188-C-1-R

FCC ID: M5X-ACT32HC

12 Frequency Stability vs. Temperature , FCC 2.1055 , 74.861 (e)

12.1 Test procedure

The equipment under test was connected to an external DC power supply and the RF output was connected to a frequency counter via feed through attenuators. The EUT was placed inside the temperature chamber. The DC leads and RF output cable, exited the chamber through an opening made for that purpose.

After the temperature stabilized the frequency output was recorded from the counter.

12.2 Test Results

506.5 MHz

| °C | Freq | Error(kHz) | Error(ppm) |
|-------|------------|------------|------------|
| -30 | 506.500000 | 4.487 | 8.859 |
| -20 | 506.500481 | 4.968 | 9.809 |
| -10 | 506.499199 | 3.686 | 7.277 |
| 0 | 506.497276 | 1.763 | 3.481 |
| +10 | 506.495833 | 0.320 | 0.632 |
| +20 | 506.495353 | -0.160 | -0.316 |
| +30 | 506.494231 | -1.282 | -2.531 |
| +40 | 506.492949 | -2.564 | -5.063 |
| +50 | 506.490705 | -4.808 | -9.492 |
| Limit | | 25.325 | 50 |

557 MHz

| °C | Freq | Error(kHz) | Error(ppm) |
|-------|------------|------------|------------|
| -30 | 557.000481 | 3.045 | 5.467 |
| -20 | 557.000962 | 3.526 | 6.329 |
| -10 | 557.000321 | 2.885 | 5.180 |
| 0 | 556.998878 | 1.442 | 2.589 |
| +10 | 556.997916 | 0.480 | 0.862 |
| +20 | 556.997436 | 0.000 | 0.000 |
| +30 | 556.996154 | -1.282 | -2.302 |
| +40 | 556.995513 | -1.923 | -3.453 |
| +50 | 556.993269 | -4.167 | -7.481 |
| Limit | | 27.850 | 50 |



Registration number: W6M21405-14188-C-1-R
 FCC ID: M5X-ACT32HC

607.9 MHz

| °C | Freq | Error(kHz) | Error(ppm) |
|-------|------------|------------|------------|
| -30 | 607.905769 | 5.609 | 9.227 |
| -20 | 607.905929 | 5.769 | 9.490 |
| -10 | 607.904808 | 4.648 | 7.646 |
| 0 | 607.902243 | 2.083 | 3.427 |
| +10 | 607.900962 | 0.802 | 1.319 |
| +20 | 607.900000 | -0.160 | -0.263 |
| +30 | 607.898077 | -2.083 | -3.427 |
| +40 | 607.897436 | -2.724 | -4.481 |
| +50 | 607.894391 | -5.769 | -9.490 |
| Limit | | 30.395 | 50 |

614.1 MHz

| °C | Freq | Error(kHz) | Error(ppm) |
|-------|------------|------------|------------|
| -30 | 614.105753 | 5.623 | 9.156 |
| -20 | 614.105931 | 5.801 | 9.446 |
| -10 | 614.104768 | 4.638 | 7.553 |
| 0 | 614.102243 | 2.113 | 3.441 |
| +10 | 614.100962 | 0.832 | 1.355 |
| +20 | 614.100000 | -0.130 | -0.212 |
| +30 | 614.098077 | -2.053 | -3.343 |
| +40 | 614.097444 | -2.686 | -4.374 |
| +50 | 614.094405 | -5.725 | -9.323 |
| Limit | | 30.705 | 50 |

656 MHz

| °C | Freq | Error(kHz) | Error(ppm) |
|-------|------------|------------|------------|
| -30 | 656.003205 | 3.686 | 5.619 |
| -20 | 656.004487 | 4.968 | 7.573 |
| -10 | 656.003686 | 4.167 | 6.352 |
| 0 | 656.001282 | 1.763 | 2.688 |
| +10 | 656.000160 | 0.641 | 0.977 |
| +20 | 655.999199 | -0.320 | -0.488 |
| +30 | 655.998558 | -0.961 | -1.465 |
| +40 | 655.996955 | -2.564 | -3.909 |
| +50 | 655.994872 | -4.647 | -7.084 |
| Limit | | 32.800 | 50 |




Registration number: W6M21405-14188-C-1-R
FCC ID: M5X-ACT32HC

697.9 MHz

| °C | Freq | Error(kHz) | Error(ppm) |
|-------|------------|------------|------------|
| -30 | 697.905128 | 3.846 | 5.511 |
| -20 | 697.905929 | 4.647 | 6.659 |
| -10 | 697.905769 | 4.487 | 6.429 |
| 0 | 697.903526 | 2.244 | 3.215 |
| +10 | 697.902564 | 1.282 | 1.837 |
| +20 | 697.901442 | 0.160 | 0.229 |
| +30 | 697.899840 | -1.442 | -2.066 |
| +40 | 697.898718 | -2.564 | -3.674 |
| +50 | 697.896154 | -5.128 | -7.348 |
| Limit | | 34.895 | 50 |

**Limit According to FCC PART 74.861(e)(4):
The frequency tolerance of the transmitter shall be 0.005 percent.**

Test equipment used: ETSTW-RE 055, ETSTW-CE 009



Registration number: W6M21405-14188-C-1-R

FCC ID: M5X-ACT32HC

13 Frequency Stability vs. Voltage , FCC 2.1055 (d) ; 74.861 (e)

13.1 Test procedure

An external variable DC power supply was connected to the battery terminals of the equipment under test.

For hand carried , battery powered equipment primary supply voltage was reduced to the battery operating end point as specified by the manufacturer. The output frequency was recorded for each battery voltage.

13.2 Test Results

Test voltage: 3.145 Vd.c.


| Frequency in MHz | Frequency Error (kHz) | Frequency Error (ppm) |
|------------------|-----------------------|-----------------------|
| 506.495513 | 0.000 | 0.000 |
| 556.997436 | 0.000 | 0.000 |
| 607.900160 | 0.000 | 0.000 |
| 614.100130 | 0.000 | 0.000 |
| 655.999519 | 0.000 | 0.000 |
| 697.901282 | 0.000 | 0.000 |

Limit : $\pm 0.005\%$

Limit According to FCC PART 74.861(e)(4):

The frequency tolerance of the transmitter shall be 0.005 percent.

Test equipment used: ETSTW-RE 055



Registration number: W6M21405-14188-C-1-R
FCC ID: M5X-ACT32HC


Appendix

A Photos

1. External Photos
2. Internal Photos
3. Set Up Photo of Radiated Emission

B Measurement diagrams

1. Modulation Deviation and Audio frequency response
2. Radiation Spurious Emission




Registration number: W6M21405-14188-C-1-R

FCC ID: M5X-ACT32HC


External Photos






Worldwide Testing Services(Taiwan) Co., Ltd.


Registration number: W6M21405-14188-C-1-R
FCC ID: M5X-ACT32HC






Registration number: W6M21405-14188-C-1-R
FCC ID: M5X-ACT32HC





Registration number: W6M21405-14188-C-1-R
FCC ID: M5X-ACT32HC







Registration number: W6M21405-14188-C-1-R

FCC ID: M5X-ACT32HC


Internal Photos







Registration number: W6M21405-14188-C-1-R
FCC ID: M5X-ACT32HC







Registration number: W6M21405-14188-C-1-R
FCC ID: M5X-ACT32HC





Registration number: W6M21405-14188-C-1-R
FCC ID: M5X-ACT32HC







Worldwide Testing Services(Taiwan) Co., Ltd.


Registration number: W6M21405-14188-C-1-R
FCC ID: M5X-ACT32HC






Registration number: W6M21405-14188-C-1-R
FCC ID: M5X-ACT32HC





Registration number: W6M21405-14188-C-1-R
FCC ID: M5X-ACT32HC






Worldwide Testing Services(Taiwan) Co., Ltd.

Registration number: W6M21405-14188-C-1-R
FCC ID: M5X-ACT32HC








Registration number: W6M21405-14188-C-1-R

FCC ID: M5X-ACT32HC

Set Up Photo of Radiated Emission



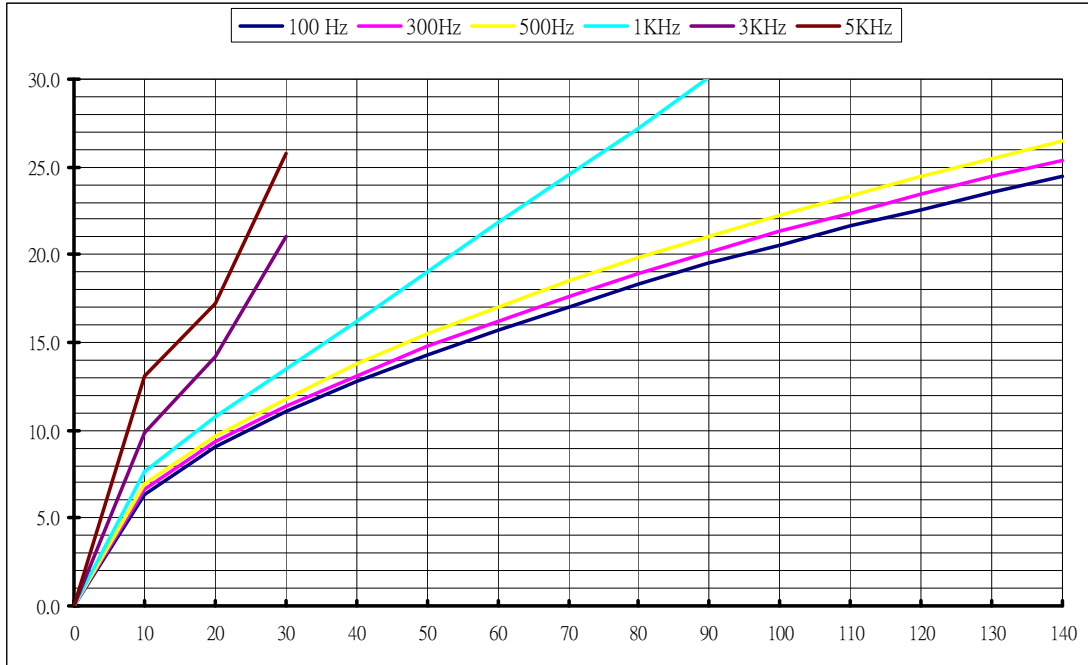


Registration number: W6M21405-14188-C-1-R

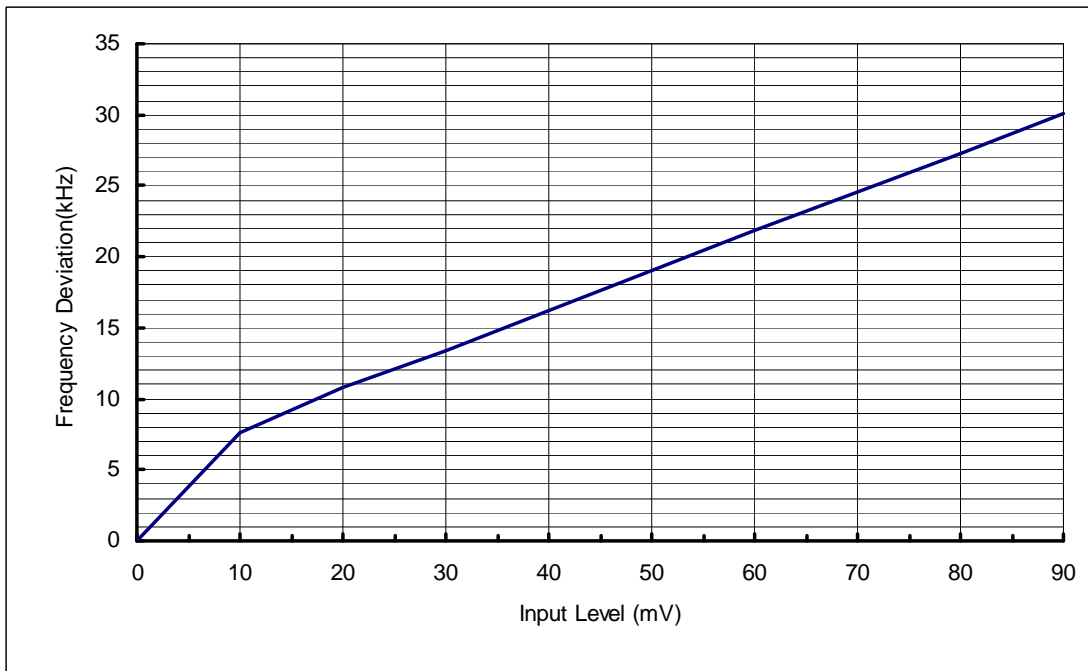
FCC ID: M5X-ACT32HC


506.5 MHz

Modulation Characteristics



Frequency Deviation at 1kHz

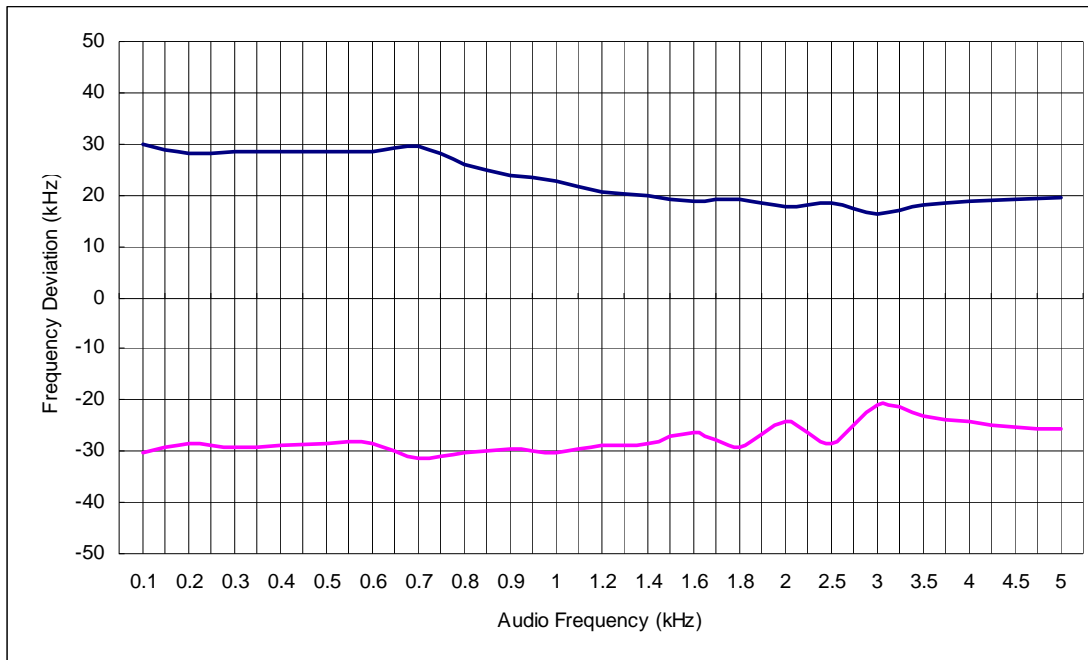




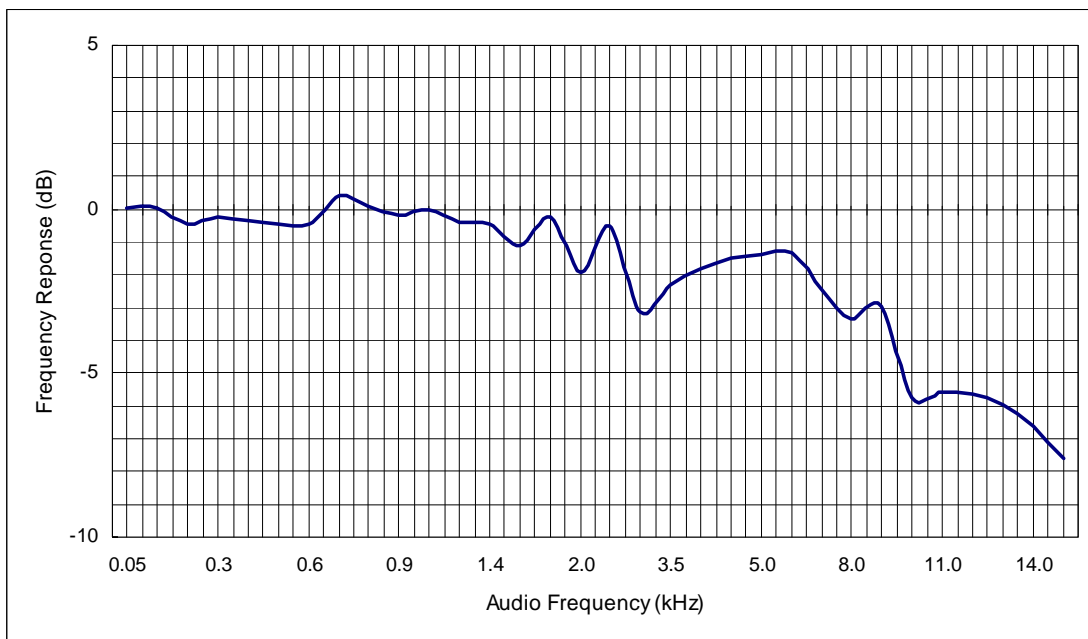
Registration number: W6M21405-14188-C-1-R


FCC ID: M5X-ACT32HC

Frequency Deviation



Audio Response



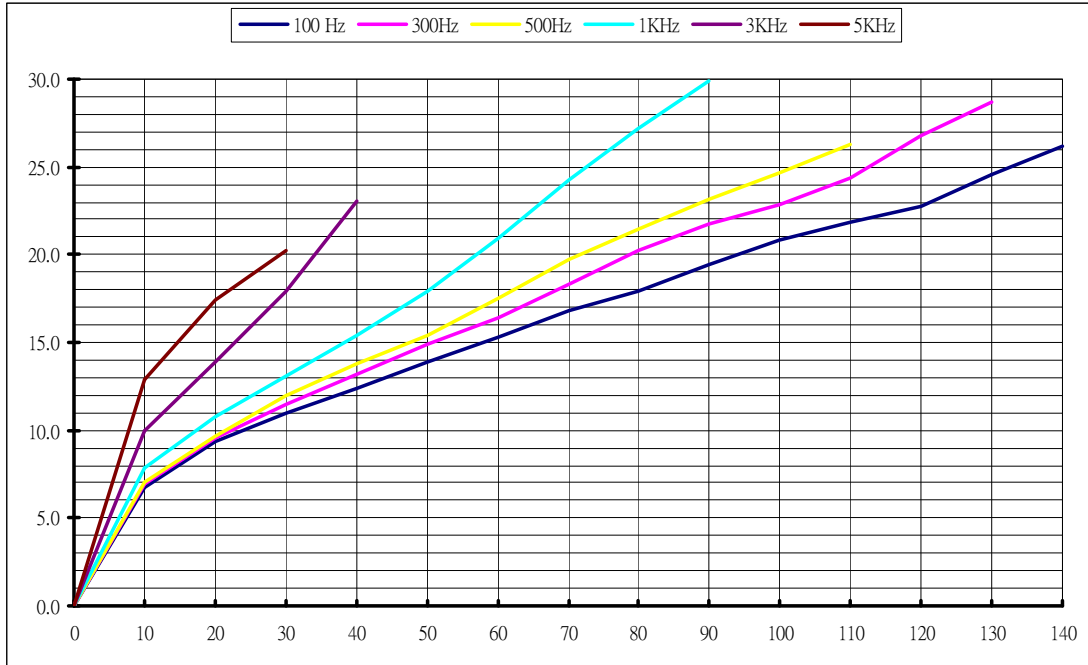


Registration number: W6M21405-14188-C-1-R

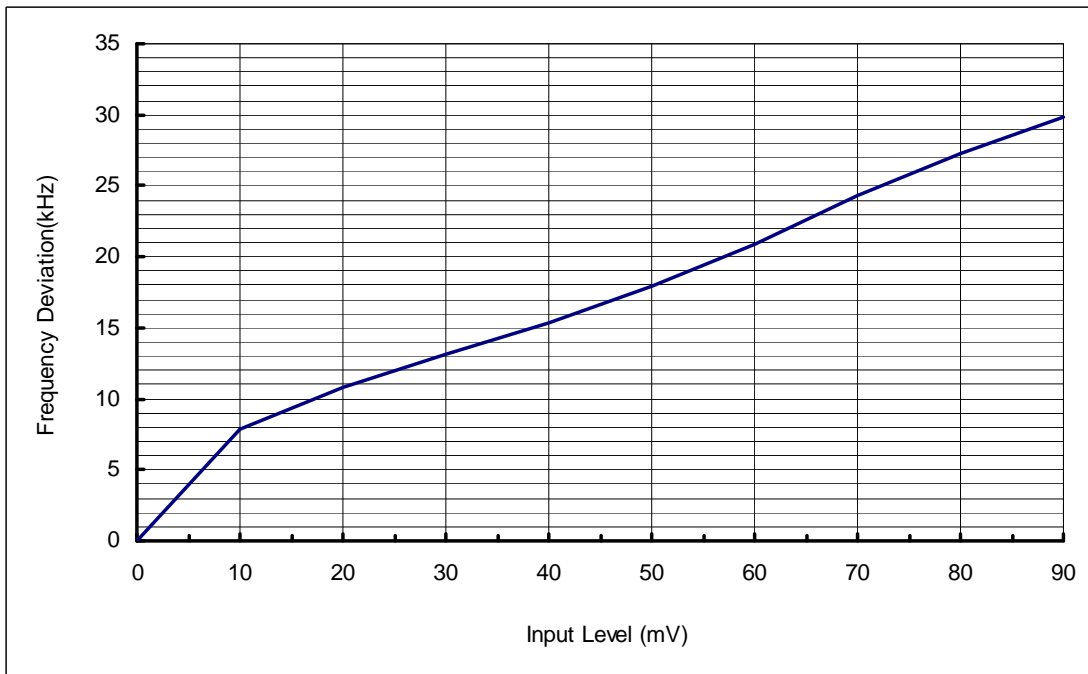
FCC ID: M5X-ACT32HC

557MHz

Modulation Characteristics



Frequency Deviation at 1kHz

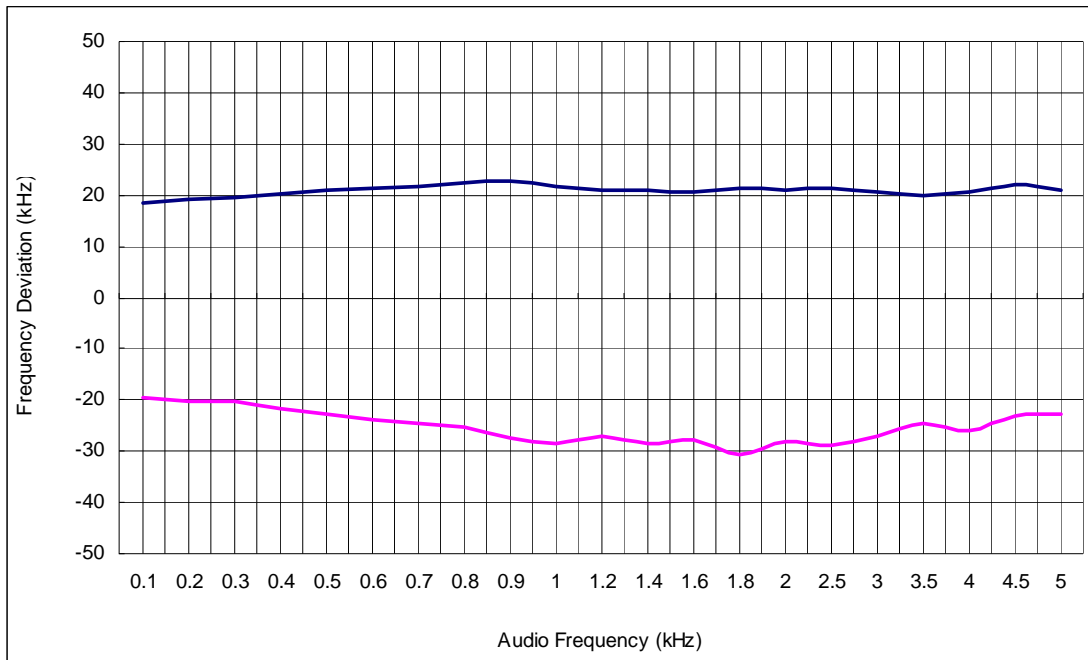




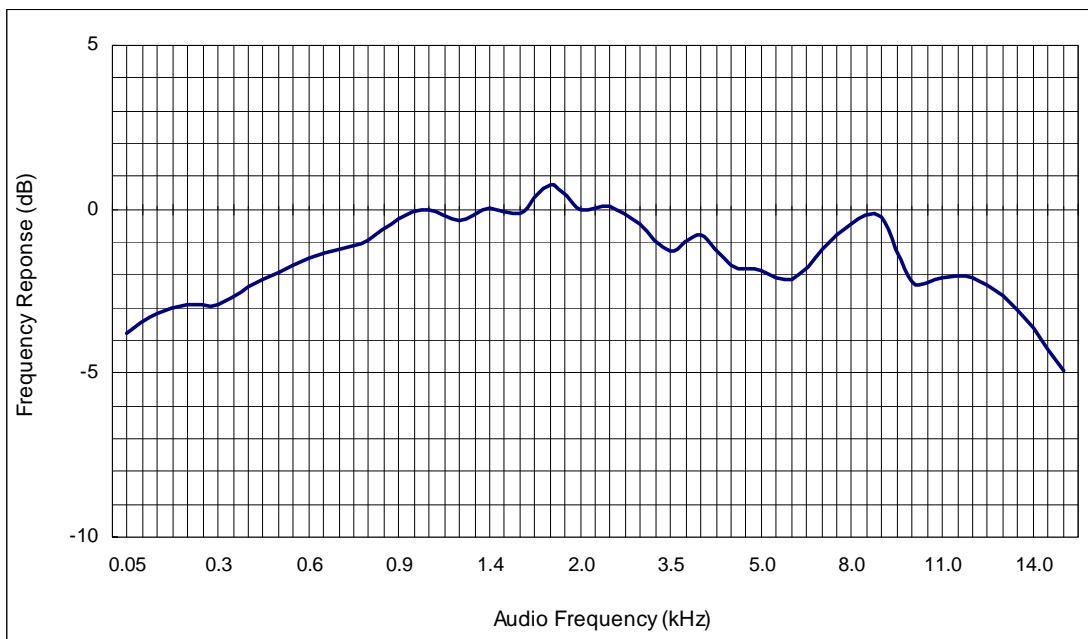
Registration number: W6M21405-14188-C-1-R


FCC ID: M5X-ACT32HC

Frequency Deviation



Audio Response



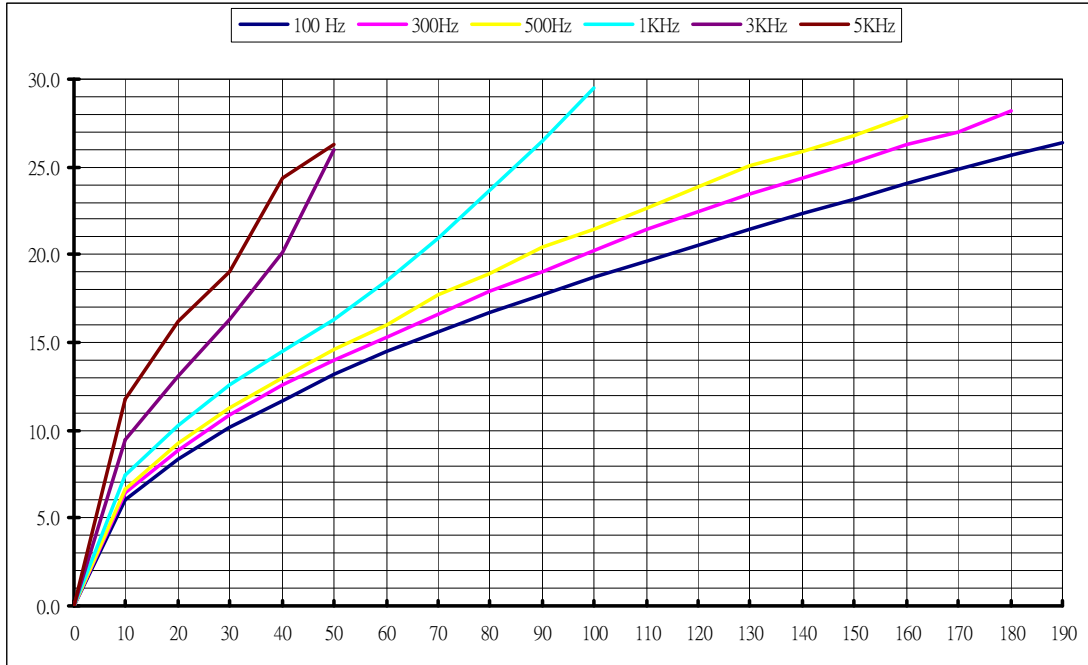


Registration number: W6M21405-14188-C-1-R

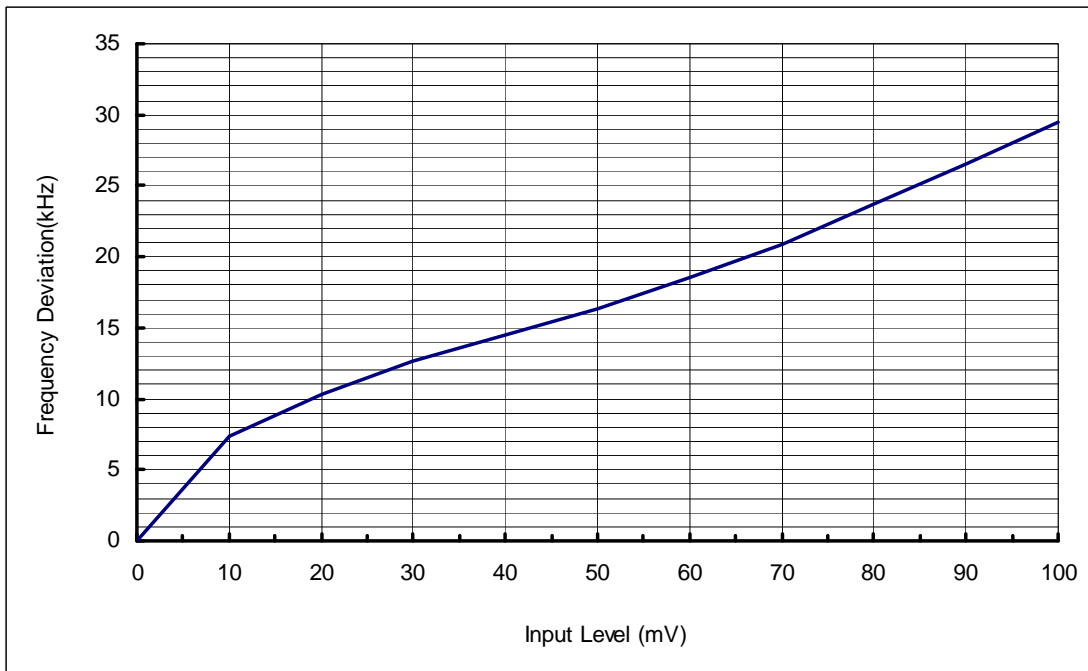
FCC ID: M5X-ACT32HC


607.9 MHz

Modulation Characteristics



Frequency Deviation at 1kHz

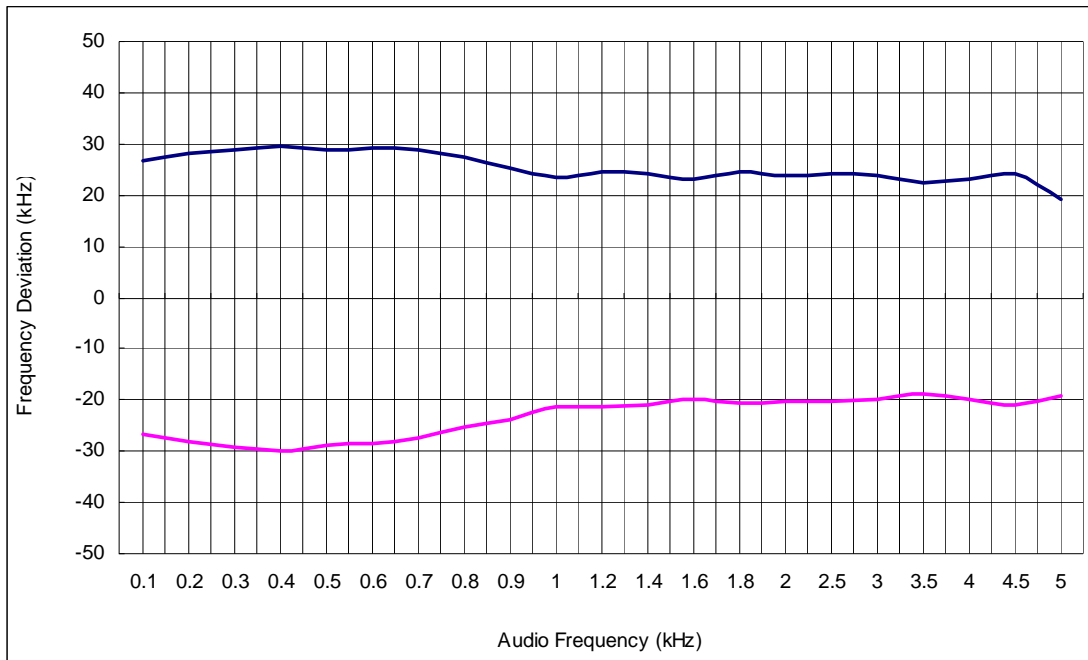




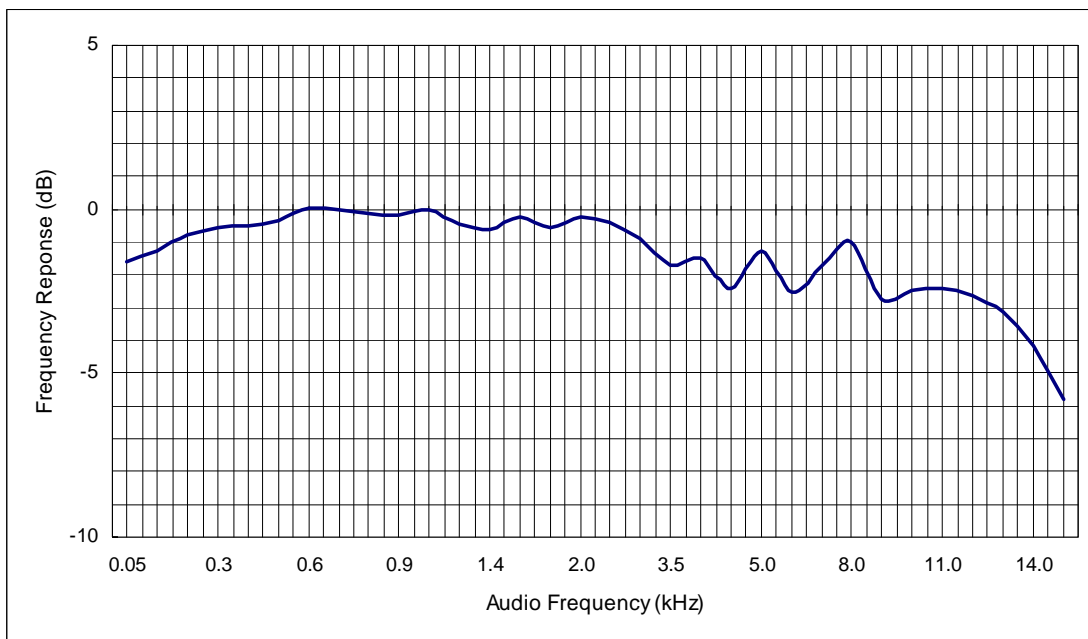
Registration number: W6M21405-14188-C-1-R

FCC ID: M5X-ACT32HC

Frequency Deviation



Audio Response



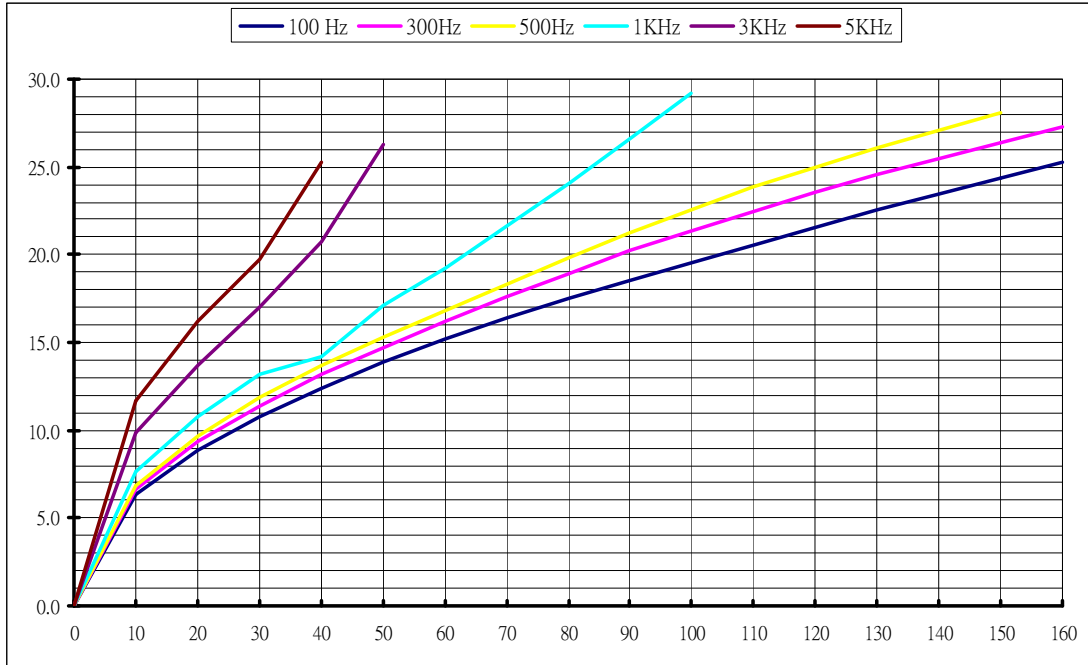


Registration number: W6M21405-14188-C-1-R

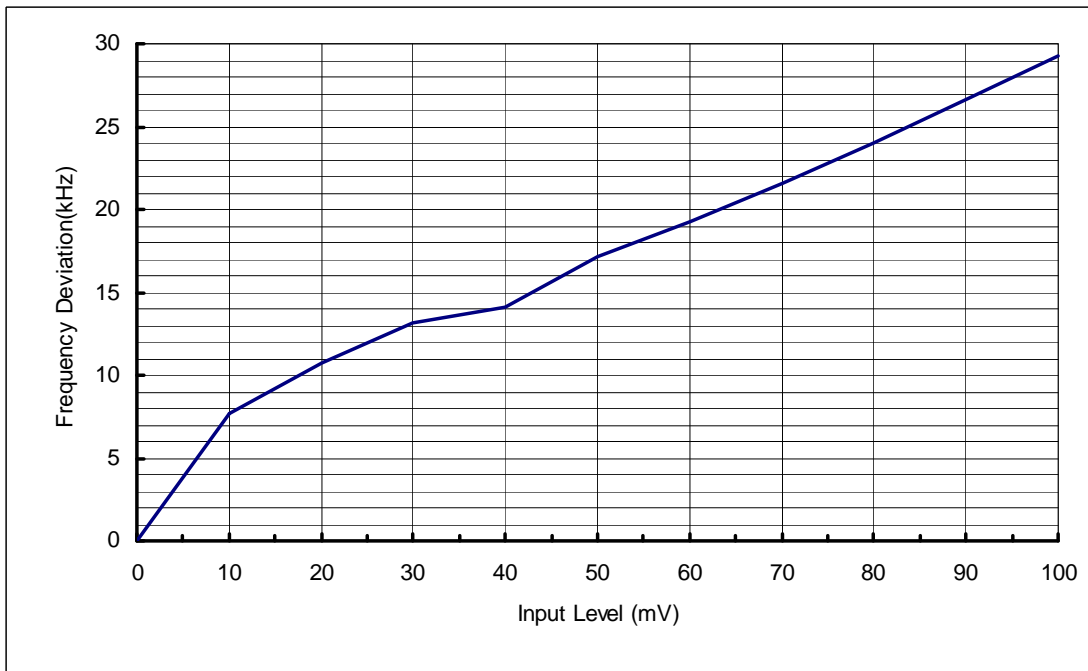
FCC ID: M5X-ACT32HC


614.1 MHz

Modulation Characteristics



Frequency Deviation at 1kHz

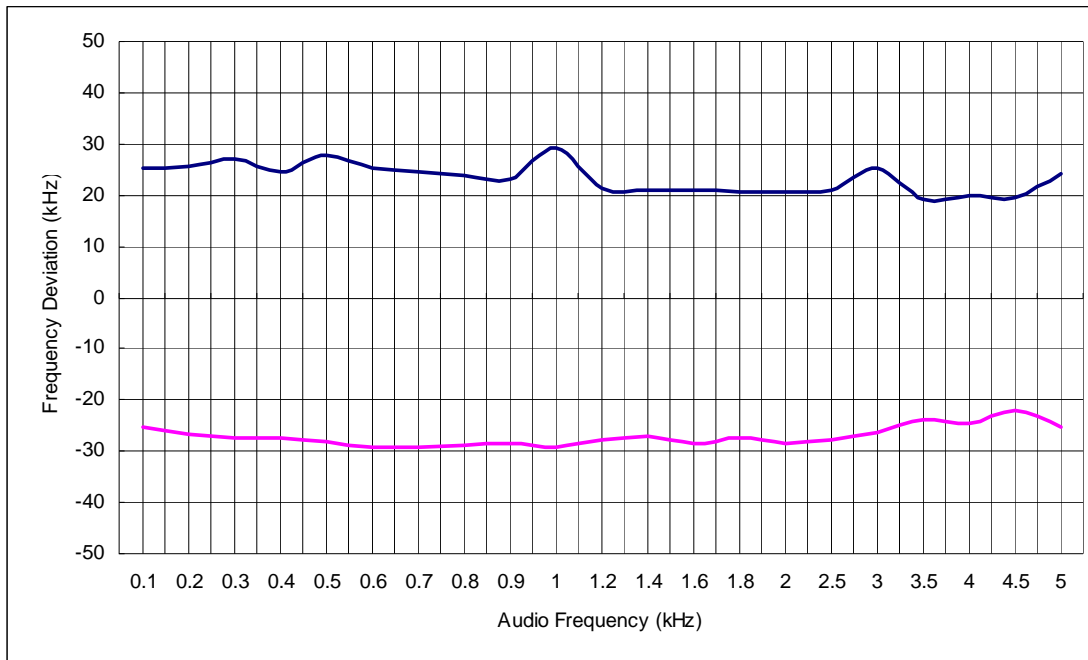




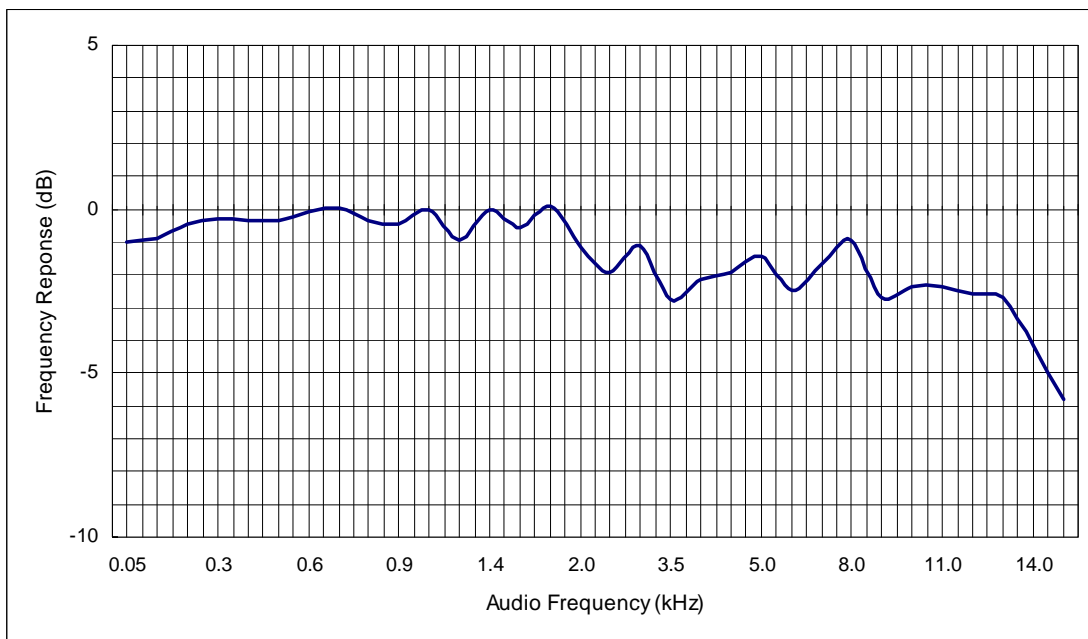
Registration number: W6M21405-14188-C-1-R

FCC ID: M5X-ACT32HC

Frequency Deviation



Audio Response



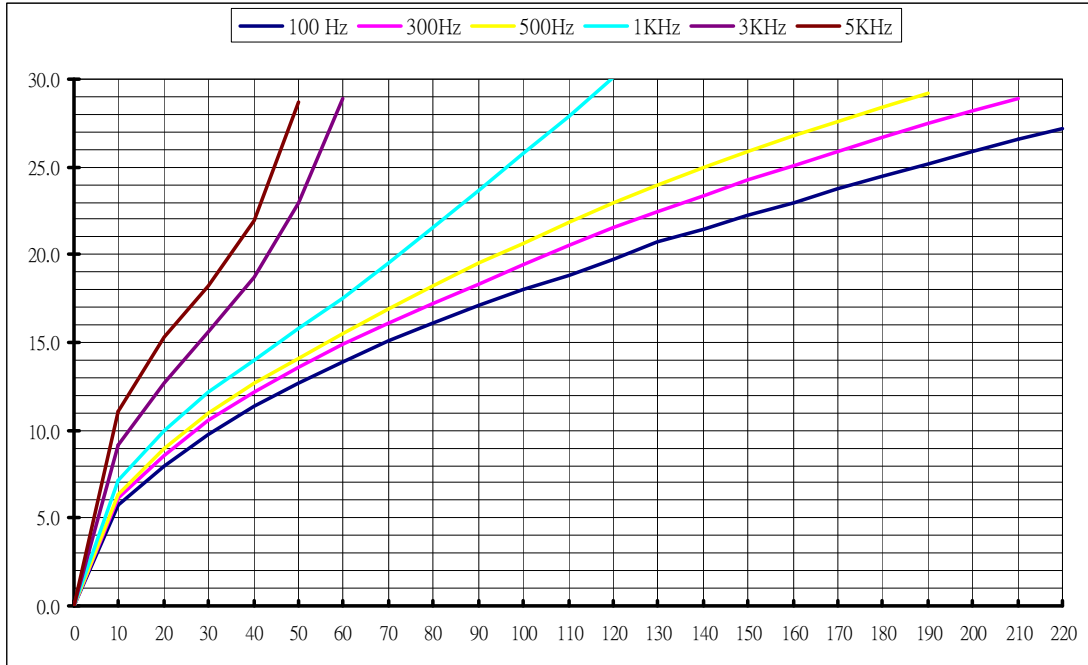


Registration number: W6M21405-14188-C-1-R

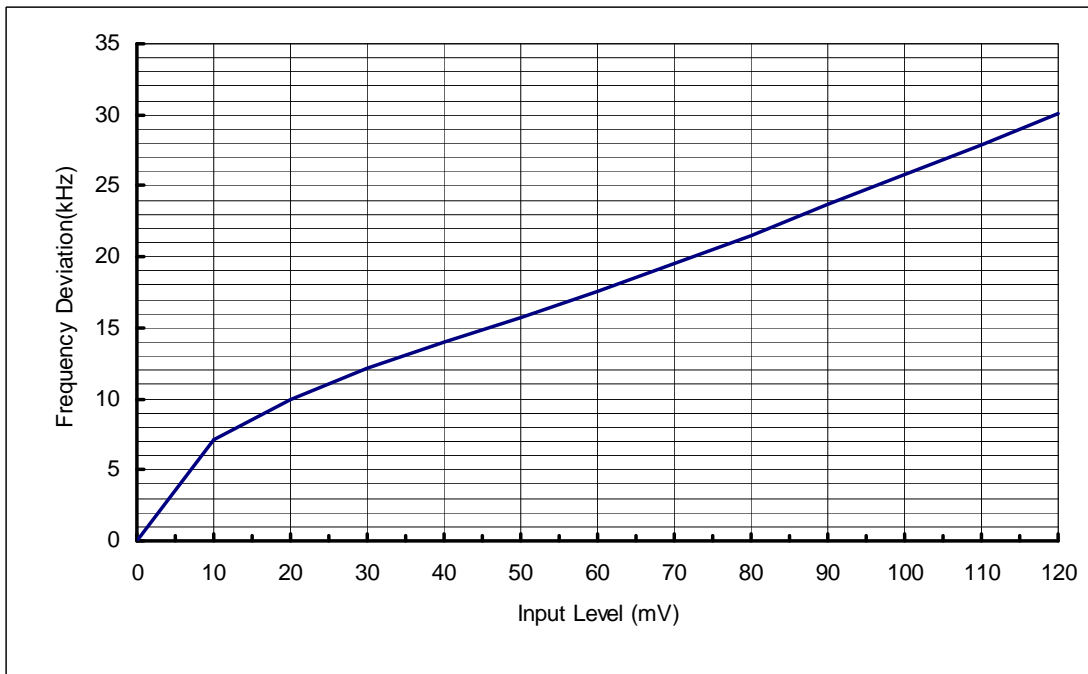
FCC ID: M5X-ACT32HC


656MHz

Modulation Characteristics



Frequency Deviation at 1kHz

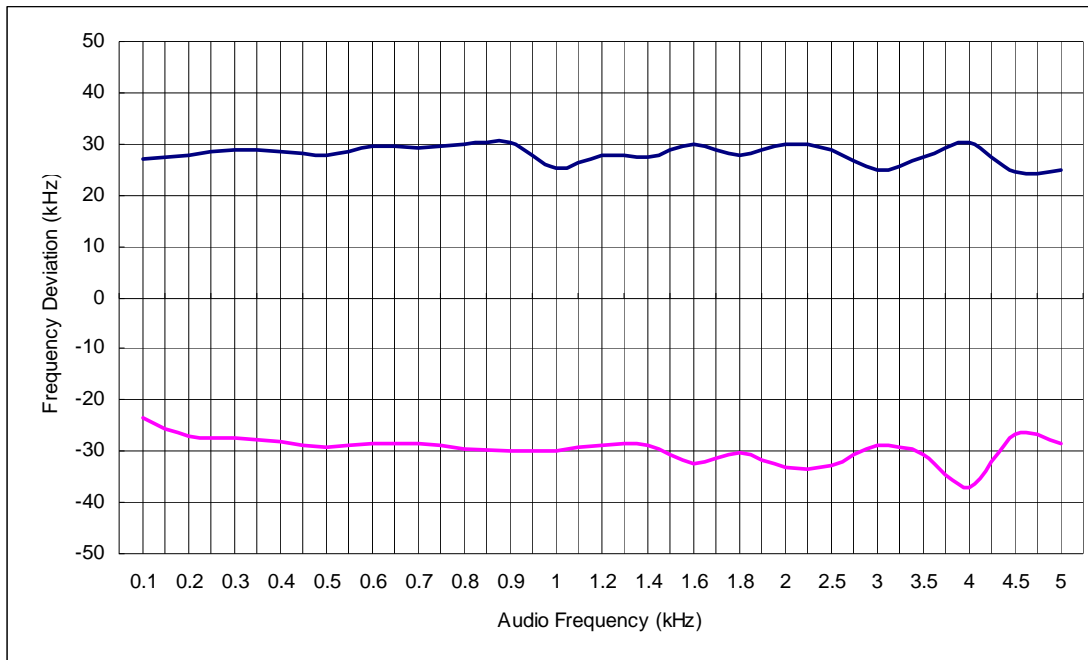




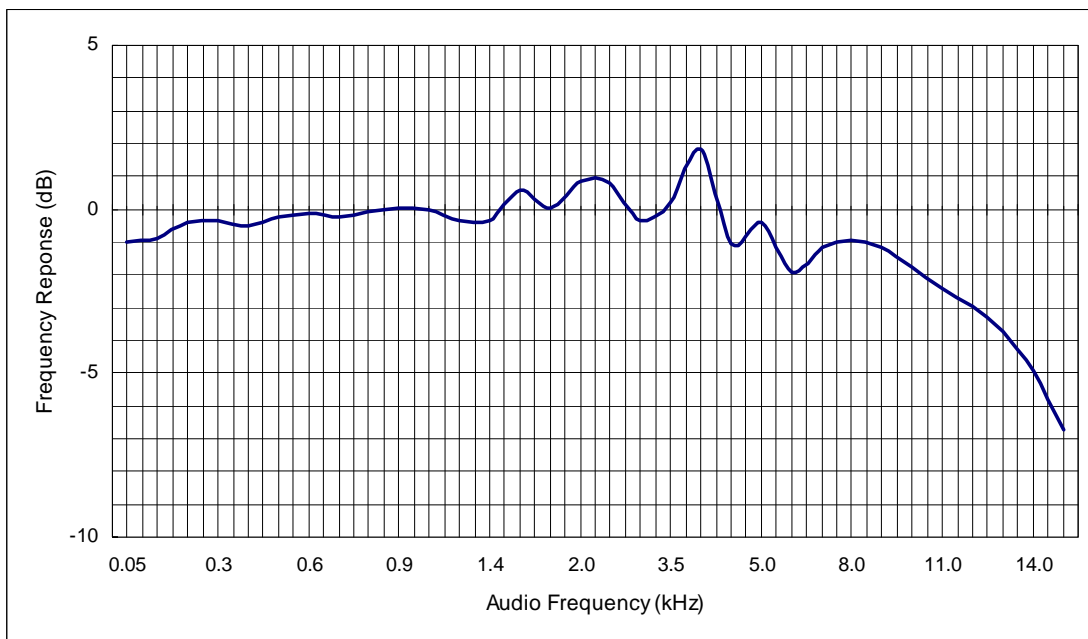
Registration number: W6M21405-14188-C-1-R


FCC ID: M5X-ACT32HC

Frequency Deviation



Audio Response



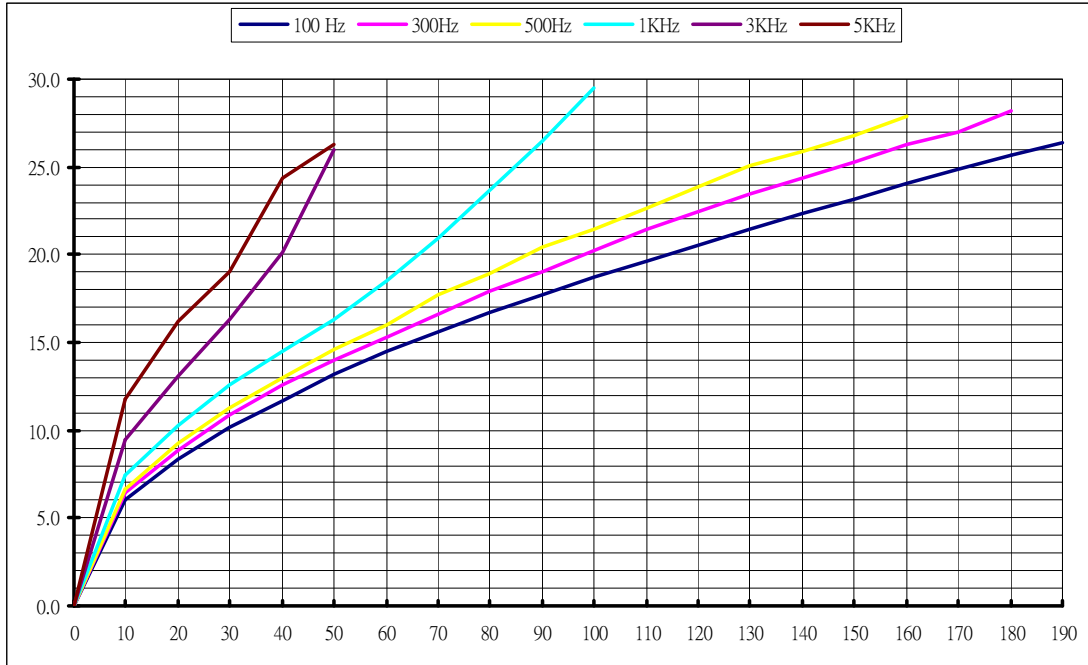


Registration number: W6M21405-14188-C-1-R

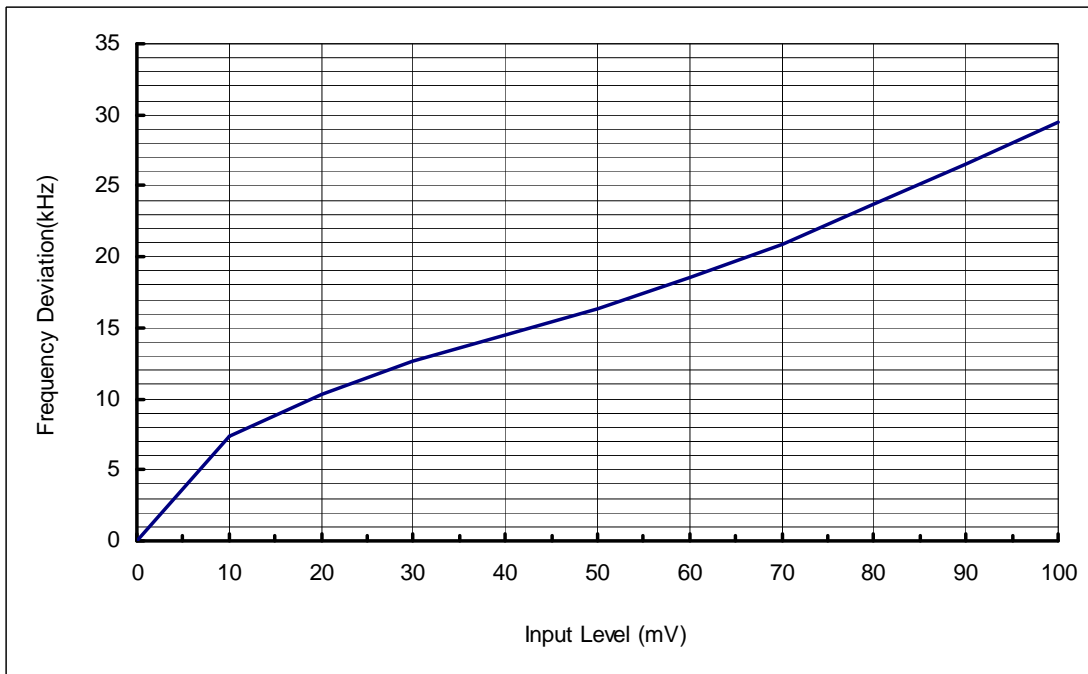
FCC ID: M5X-ACT32HC

697.9 MHz

Modulation Characteristics



Frequency Deviation at 1kHz

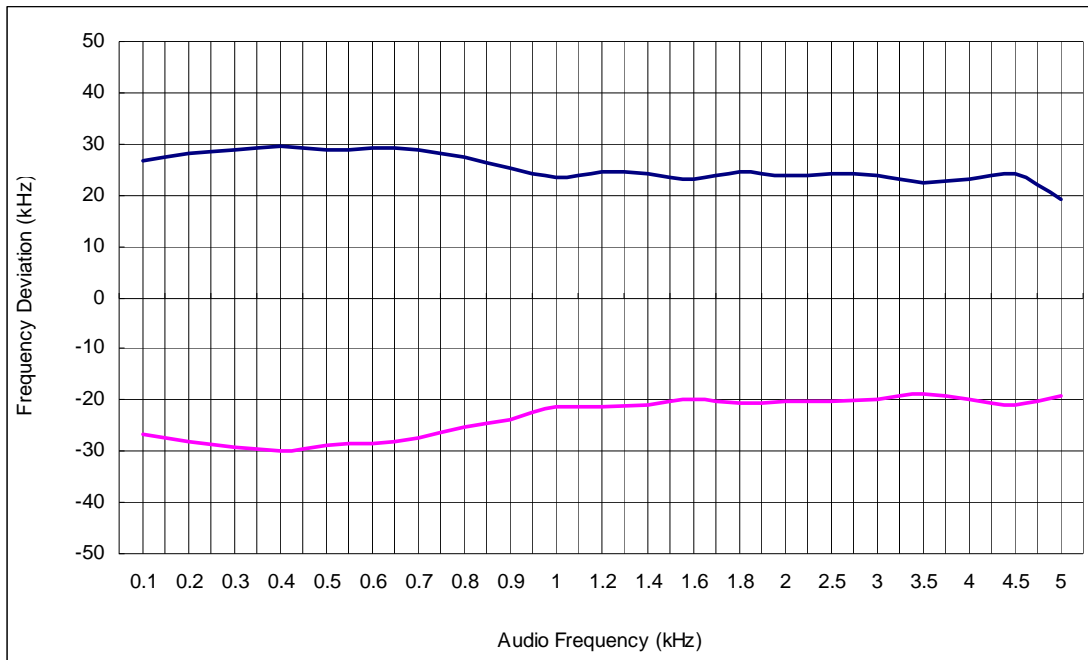




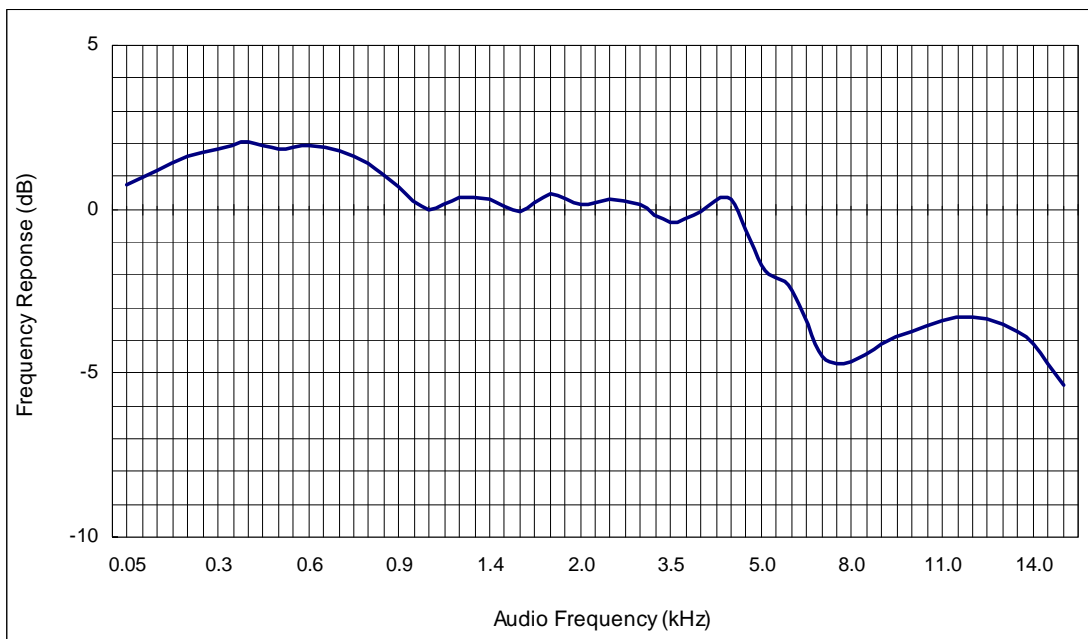
Registration number: W6M21405-14188-C-1-R


FCC ID: M5X-ACT32HC

Frequency Deviation



Audio Response





Worldwide Testing Services(Taiwan) Co., Ltd.

Registration number: W6M21405-14188-C-1-R

FCC ID: M5X-ACT32HC

Radiation Spurious Emission-According to FCC Part 74.861



Radiated Emission Measurement

Operator: Rick

File :1

Data :#1

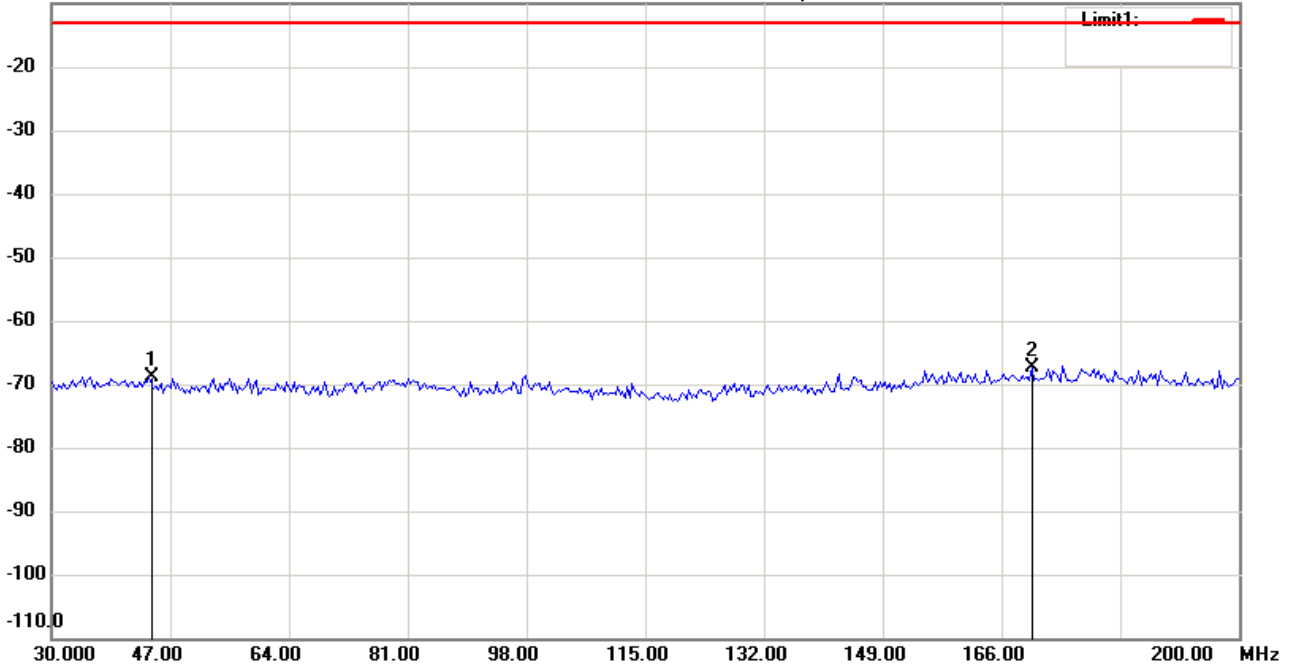
Date: 2015/2/24

Temperature:24 °C

-10.0 dBm

Time: 上午 10:25:10

Humidity:60 %



Site : Chamber

Condition : FCC 74.861 spurious emission

Polarization: *Horizontal*

EUT : W6M21405-14188

Power : 3.7Va.c.

M/N:

Distance: 3m

Test Mode : 506.5MHz

Note :

| Mk. | Frequency (MHz) | Reading (dBm) | Detector | Corr. factor (dB) | Result (dBm) | Limit (dBm) | Ant.Pos (cm) | Tab.Pos (deg.) | Margin (dB) | Comment |
|-----|-----------------|---------------|----------|-------------------|--------------|-------------|--------------|----------------|-------------|---------|
| | 43.9680 | -91.33 | peak | 22.42 | -68.91 | -13.00 | 150 | 220 | -55.91 | |
| * | 170.3607 | -90.15 | peak | 22.67 | -67.48 | -13.00 | 150 | 170 | -54.48 | |



Radiated Emission Measurement

Operator: Rick

File :1

Data :#2

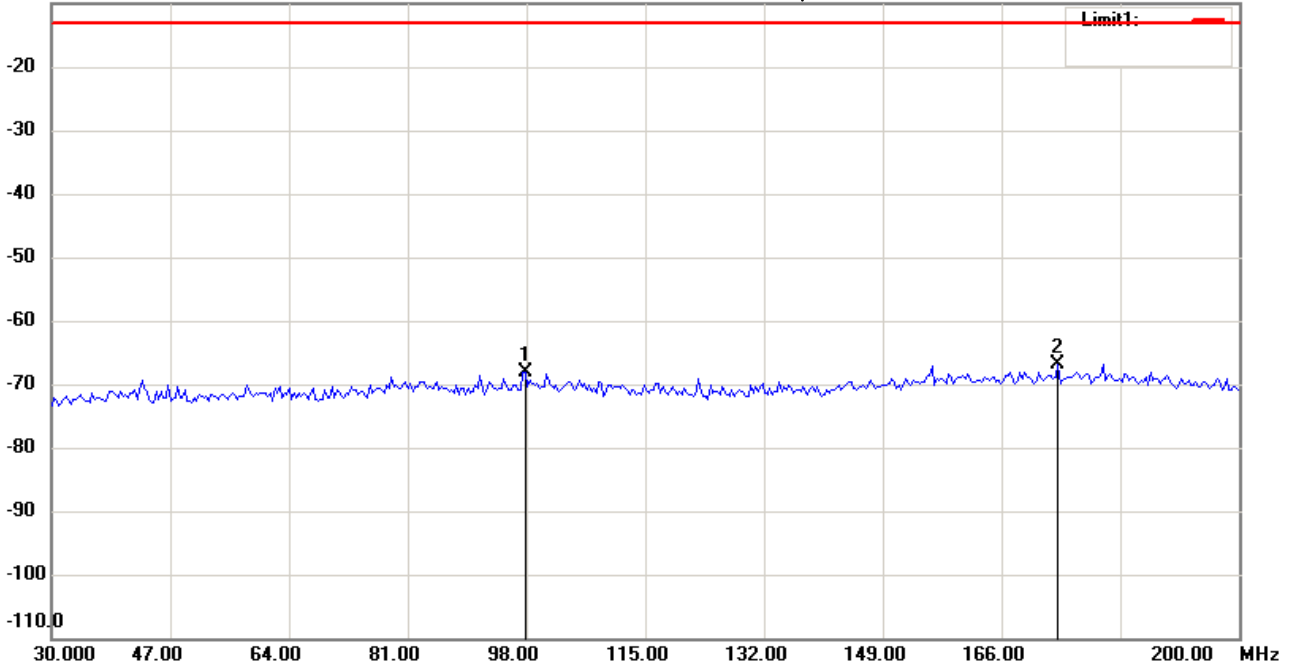
Date: 2015/2/24

Temperature:24 °C

-10.0 dBm

Time: 上午 10:30:43

Humidity:60 %



Site : Chamber

Condition : FCC 74.861 spurious emission

Polarization: Vertical

EUT : W6M21405-14188

Power : 3.7Va.c.

M/N:

Distance: 3m

Test Mode : 506.5MHz

Note :

| Mk. | Frequency (MHz) | Reading (dBm) | Detector | Corr. factor (dB) | Result (dBm) | Limit (dBm) | Ant.Pos (cm) | Tab.Pos (deg.) | Margin (dB) | Comment |
|-----|-----------------|---------------|----------|-------------------|--------------|-------------|--------------|----------------|-------------|---------|
| | 97.7955 | -90.28 | peak | 22.16 | -68.12 | -13.00 | 150 | 320 | -55.12 | |
| * | 174.1082 | -89.96 | peak | 23.21 | -66.75 | -13.00 | 150 | 110 | -53.75 | |



Radiated Emission Measurement

Operator: Rick

File :2

Data :#2

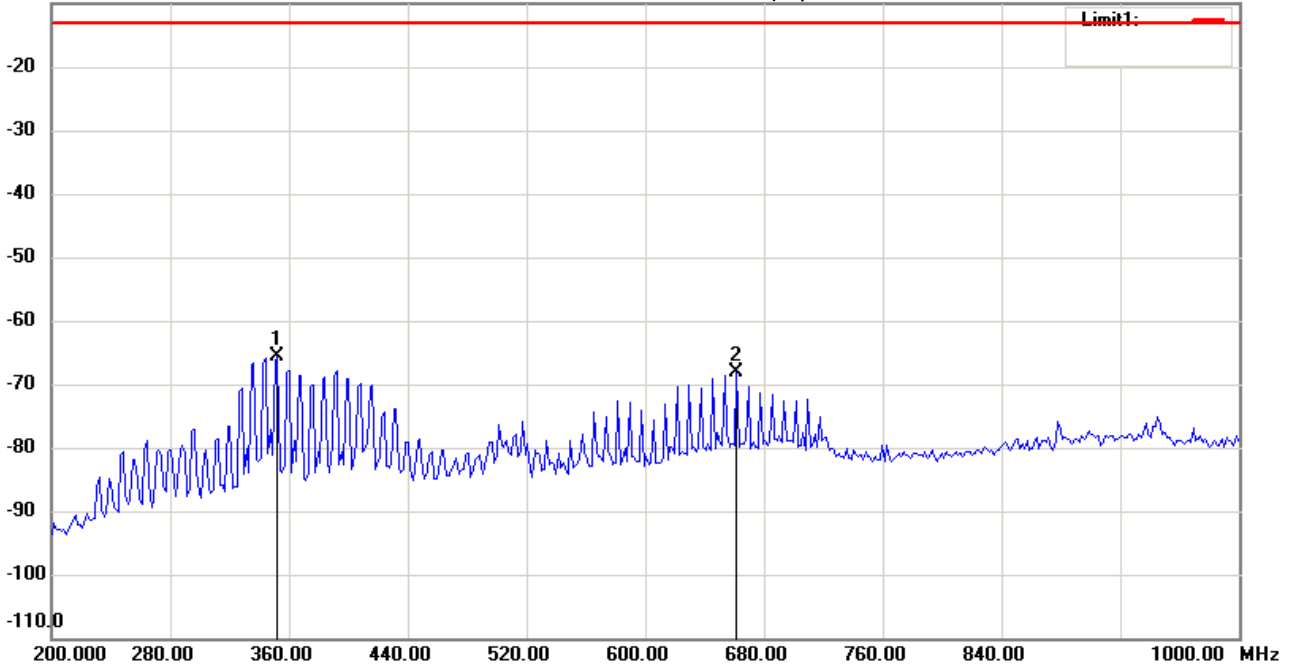
Date: 2015/2/15

Temperature:24 °C

-10.0 dBm

Time: 下午 05:12:35

Humidity:60 %



Site : Chamber

Condition : FCC 74.861 spurious emission

Polarization: *Horizontal*

EUT : W6M21405-14188

Power : 3.7Va.c.

M/N:

Distance: 3m

Test Mode : 506.5MHz

Note :

| Mk. | Frequency (MHz) | Reading (dBm) | Detector | Corr. factor (dB) | Result (dBm) | Limit (dBm) | Ant.Pos (cm) | Tab.Pos (deg.) | Margin (dB) | Comment |
|-----|-----------------|---------------|----------|-------------------|--------------|-------------|--------------|----------------|-------------|---------|
| * | 352.3046 | -55.14 | peak | -10.55 | -65.69 | -13.00 | 150 | 180 | -52.69 | |
| | 661.7234 | -65.58 | peak | -2.59 | -68.17 | -13.00 | 150 | 120 | -55.17 | |



Radiated Emission Measurement

Operator: Rick

File :2

Data :#1

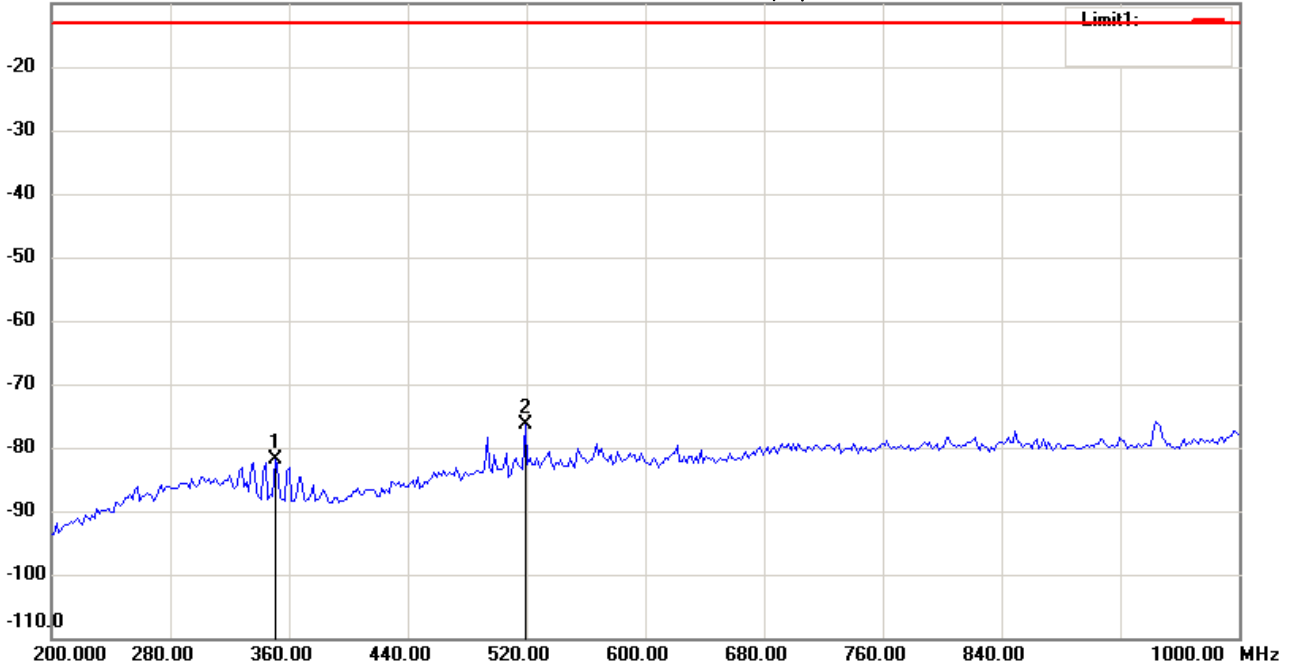
Date: 2015/2/15

Temperature:24 °C

-10.0 dBm

Time: 下午 05:10:25

Humidity:60 %



Site : Chamber

Condition : FCC 74.861 spurious emission

Polarization: *Vertical*

EUT : W6M21405-14188

Power : 3.7Va.c.

M/N:

Distance: 3m

Test Mode : 506.5MHz

Note :

| Mk. | Frequency (MHz) | Reading (dBm) | Detector | Corr. factor (dB) | Result (dBm) | Limit (dBm) | Ant.Pos (cm) | Tab.Pos (deg.) | Margin (dB) | Comment |
|-----|-----------------|---------------|----------|-------------------|--------------|-------------|--------------|----------------|-------------|---------|
| | 350.7014 | -69.79 | peak | -12.14 | -81.93 | -13.00 | 150 | 200 | -68.93 | |
| * | 519.0381 | -69.84 | peak | -6.55 | -76.39 | -13.00 | 150 | 140 | -63.39 | |



Radiated Emission Measurement

Operator: Rick

File :3

Data :#1

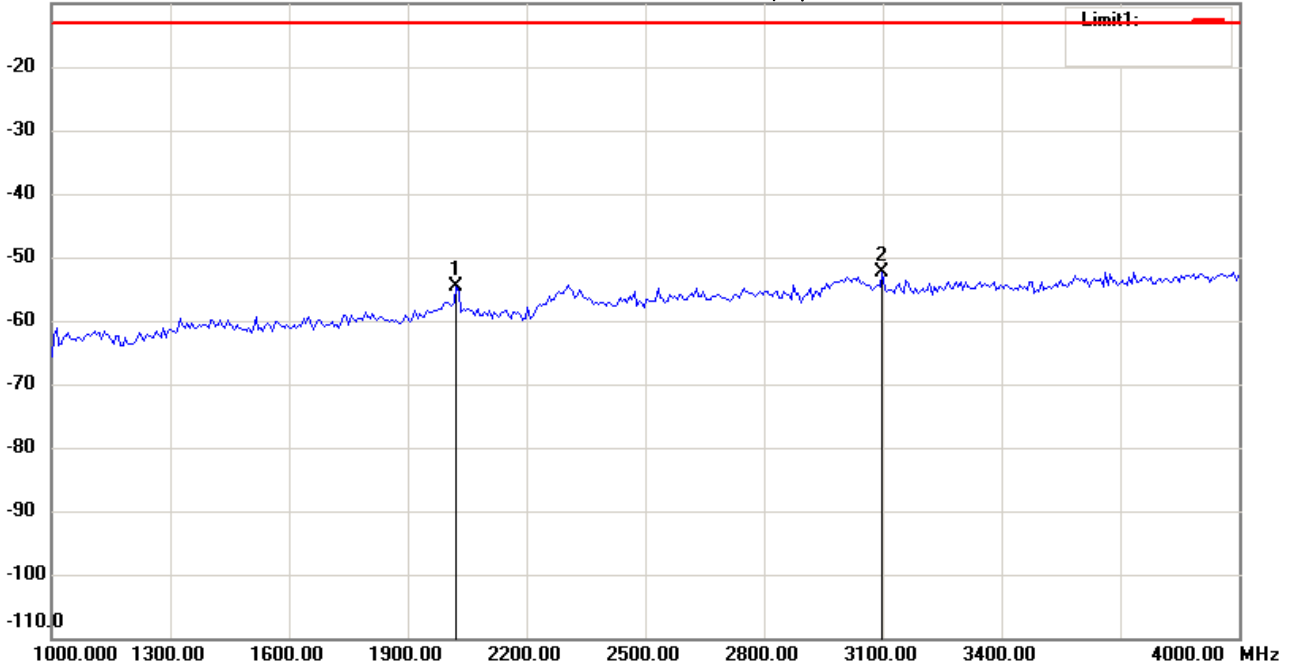
Date: 2015/2/15

Temperature:24 °C

-10.0 dBm

Time: 下午 05:35:11

Humidity:60 %



Site : Chamber

Condition : FCC 74.861 spurious emission

Polarization: *Horizontal*

EUT : W6M21405-14188

Power : 3.7Va.c.

M/N:

Distance: 3m

Test Mode : 506.5MHz

Note :

| Mk. | Frequency (MHz) | Reading (dBm) | Detector | Corr. factor (dB) | Result (dBm) | Limit (dBm) | Ant.Pos (cm) | Tab.Pos (deg.) | Margin (dB) | Comment |
|-----|-----------------|---------------|----------|-------------------|--------------|-------------|--------------|----------------|-------------|---------|
| | 2022.044 | -58.37 | peak | 3.76 | -54.61 | -13.00 | 150 | 10 | -41.61 | |
| * | 3098.196 | -59.62 | peak | 7.18 | -52.44 | -13.00 | 150 | 210 | -39.44 | |



Radiated Emission Measurement

Operator: Rick

File :3

Data :#3

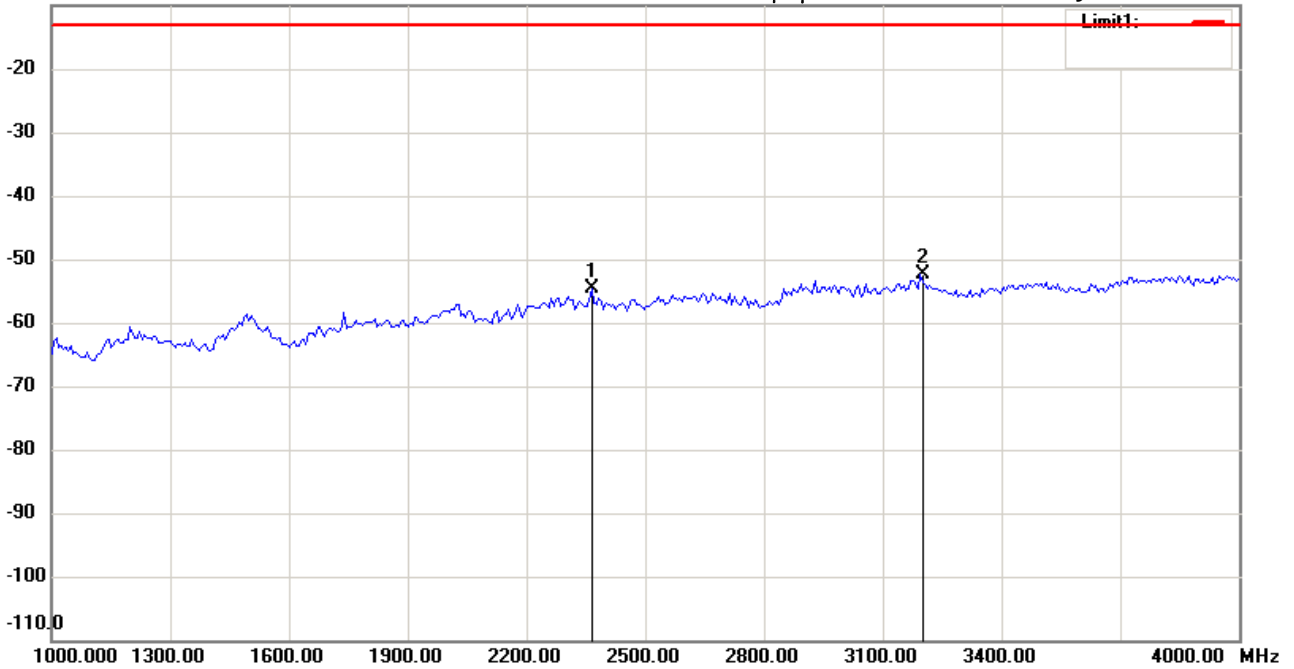
Date: 2015/2/15

Temperature:24 °C

-10.0 dBm

Time: 下午 05:44:07

Humidity:60 %



Site : Chamber

Condition : FCC 74.861 spurious emission

Polarization: *Vertical*

EUT : W6M21405-14188

Power : 3.7Va.c.

M/N:

Distance: 3m

Test Mode : 506.5MHz

Note :

| Mk. | Frequency (MHz) | Reading (dBm) | Detector | Corr. factor (dB) | Result (dBm) | Limit (dBm) | Ant.Pos (cm) | Tab.Pos (deg.) | Margin (dB) | Comment |
|-----|-----------------|---------------|----------|-------------------|--------------|-------------|--------------|----------------|-------------|---------|
| | 2364.729 | -59.28 | peak | 4.60 | -54.68 | -13.00 | 150 | 300 | -41.68 | |
| * | 3194.389 | -60.42 | peak | 8.17 | -52.25 | -13.00 | 150 | 120 | -39.25 | |



Radiated Emission Measurement

Operator: Rick

File :3

Data :#2

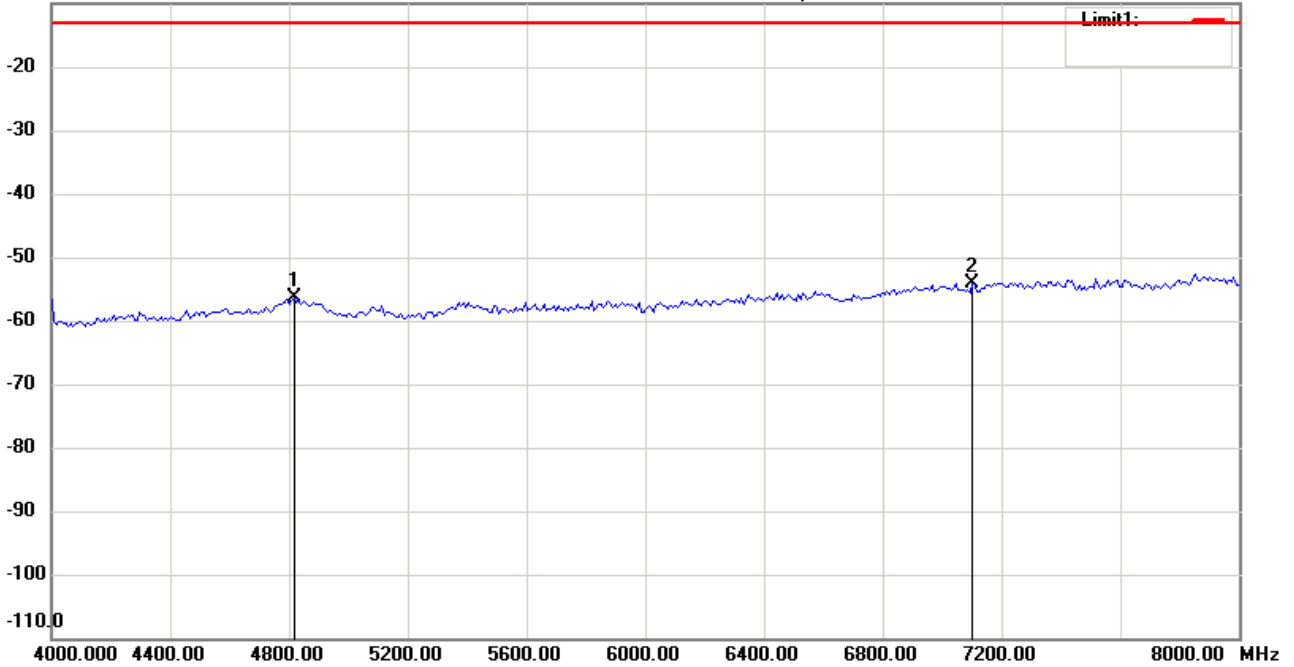
Date: 2015/2/24

Temperature:24 °C

-10.0 dBm

Time: 上午 10:11:08

Humidity:60 %



Site : Chamber

Condition : FCC 74.861 spurious emission

Polarization: *Horizontal*

EUT : W6M21405-14188

Power : 3.7Va.c.

M/N:

Distance: 3m

Test Mode : 506.5MHz

Note :

| Mk. | Frequency (MHz) | Reading (dBm) | Detector | Corr. factor (dB) | Result (dBm) | Limit (dBm) | Ant.Pos (cm) | Tab.Pos (deg.) | Margin (dB) | Comment |
|-----|-----------------|---------------|----------|-------------------|--------------|-------------|--------------|----------------|-------------|---------|
| | 4817.635 | -66.08 | peak | 9.73 | -56.35 | -13.00 | 150 | 100 | -43.35 | |
| * | 7102.204 | -64.95 | peak | 10.83 | -54.12 | -13.00 | 150 | 230 | -41.12 | |



Radiated Emission Measurement

Operator: Rick

File :3

Data :#4

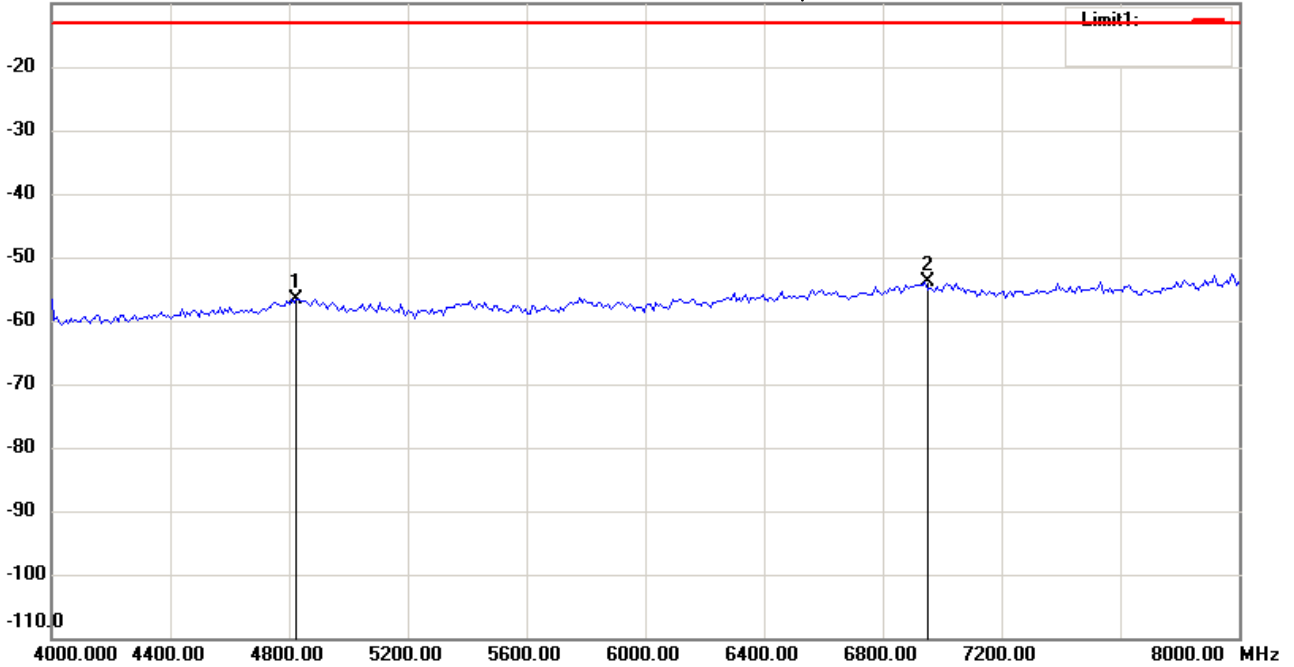
Date: 2015/2/24

Temperature:24 °C

-10.0 dBm

Time: 上午 10:11:19

Humidity:60 %



Site : Chamber

Condition : FCC 74.861 spurious emission

Polarization: *Vertical*

EUT : W6M21405-14188

Power : 3.7Va.c.

M/N:

Distance: 3m

Test Mode : 506.5MHz

Note :

| Mk. | Frequency (MHz) | Reading (dBm) | Detector | Corr. factor (dB) | Result (dBm) | Limit (dBm) | Ant.Pos (cm) | Tab.Pos (deg.) | Margin (dB) | Comment |
|-----|-----------------|---------------|----------|-------------------|--------------|-------------|--------------|----------------|-------------|---------|
| | 4825.651 | -66.33 | peak | 9.81 | -56.52 | -13.00 | 150 | 100 | -43.52 | |
| * | 6941.884 | -65.69 | peak | 11.89 | -53.80 | -13.00 | 150 | 140 | -40.80 | |



Radiated Emission Measurement

Operator: Rick

File :1

Data :#1

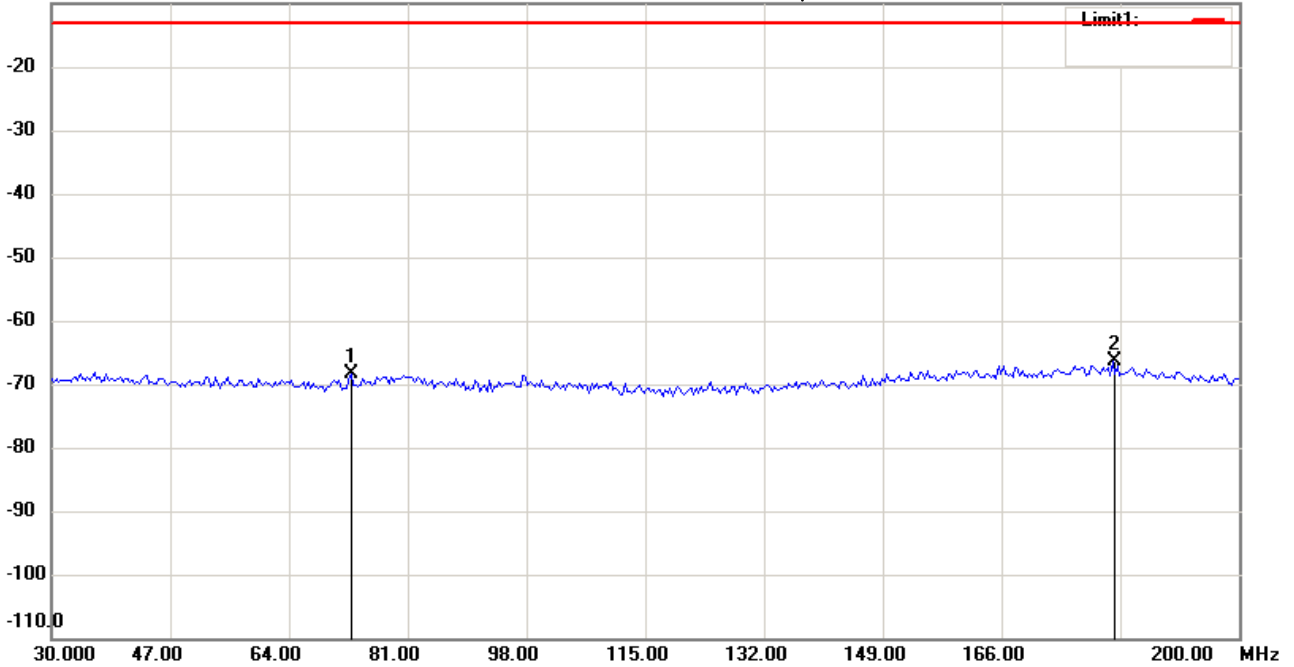
Date: 2015/2/24

Temperature:24 °C

-10.0 dBm

Time: 上午 10:26:43

Humidity:60 %



Site : Chamber

Condition : FCC 74.861 spurious emission

Polarization: *Horizontal*

EUT : W6M21405-14188

Power : 3.7Va.c.

M/N:

Distance: 3m

Test Mode : 557MHz

Note :

| Mk. | Frequency (MHz) | Reading (dBm) | Detector | Corr. factor (dB) | Result (dBm) | Limit (dBm) | Ant.Pos (cm) | Tab.Pos (deg.) | Margin (dB) | Comment |
|-----|-----------------|---------------|----------|-------------------|--------------|-------------|--------------|----------------|-------------|---------|
| | 72.9258 | -89.52 | peak | 21.21 | -68.31 | -13.00 | 150 | 100 | -55.31 | |
| * | 181.9440 | -89.06 | peak | 22.69 | -66.37 | -13.00 | 150 | 270 | -53.37 | |



Radiated Emission Measurement

Operator: Rick

File :1

Data :#2

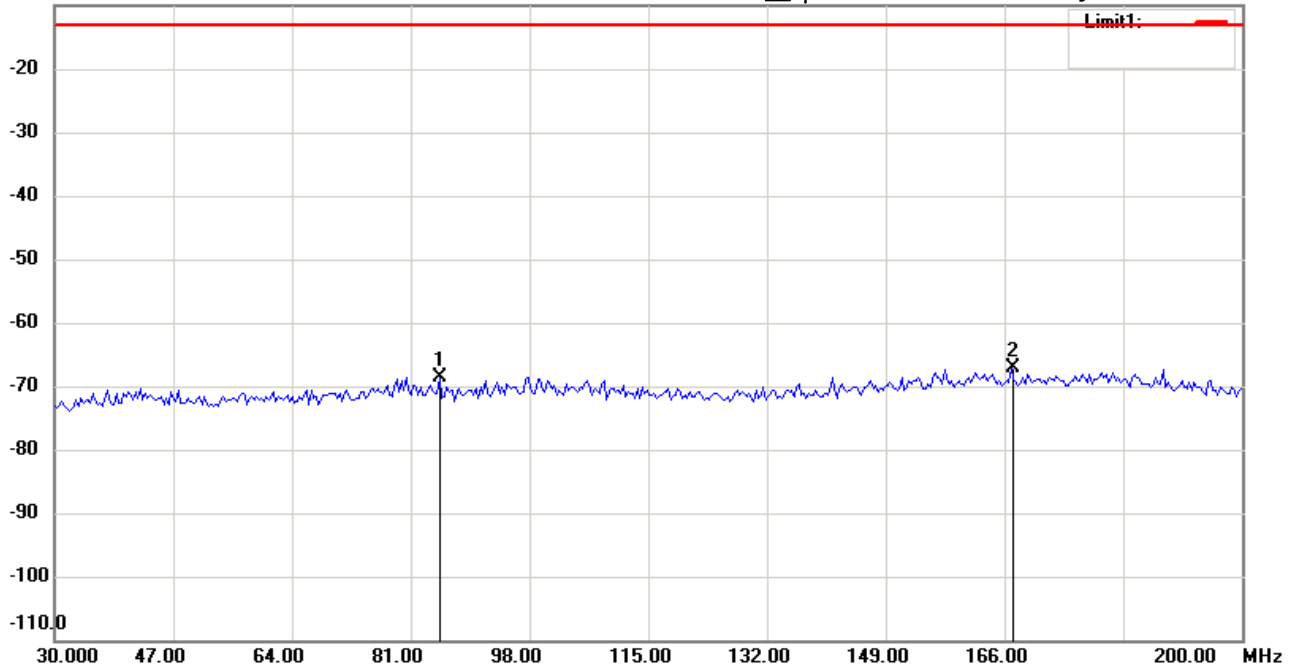
Date: 2015/2/24

Temperature:24 °C

-10.0 dBm

Time: 上午 10:30:27

Humidity:60 %



Site : Chamber

Condition : FCC 74.861 spurious emission

Polarization: **Vertical**

EUT : W6M21405-14188

Power : 3.7Va.c.

M/N:

Distance: 3m

Test Mode : 557MHz

Note :

| Mk. | Frequency (MHz) | Reading (dBm) | Detector | Corr. factor (dB) | Result (dBm) | Limit (dBm) | Ant.Pos (cm) | Tab.Pos (deg.) | Margin (dB) | Comment |
|-----|-----------------|---------------|----------|-------------------|--------------|-------------|--------------|----------------|-------------|---------|
| | 85.1902 | -90.17 | peak | 21.67 | -68.50 | -13.00 | 150 | 130 | -55.50 | |
| * | 166.9540 | -90.33 | peak | 23.16 | -67.17 | -13.00 | 150 | 220 | -54.17 | |



Radiated Emission Measurement

Operator: Rick

File :2

Data :#1

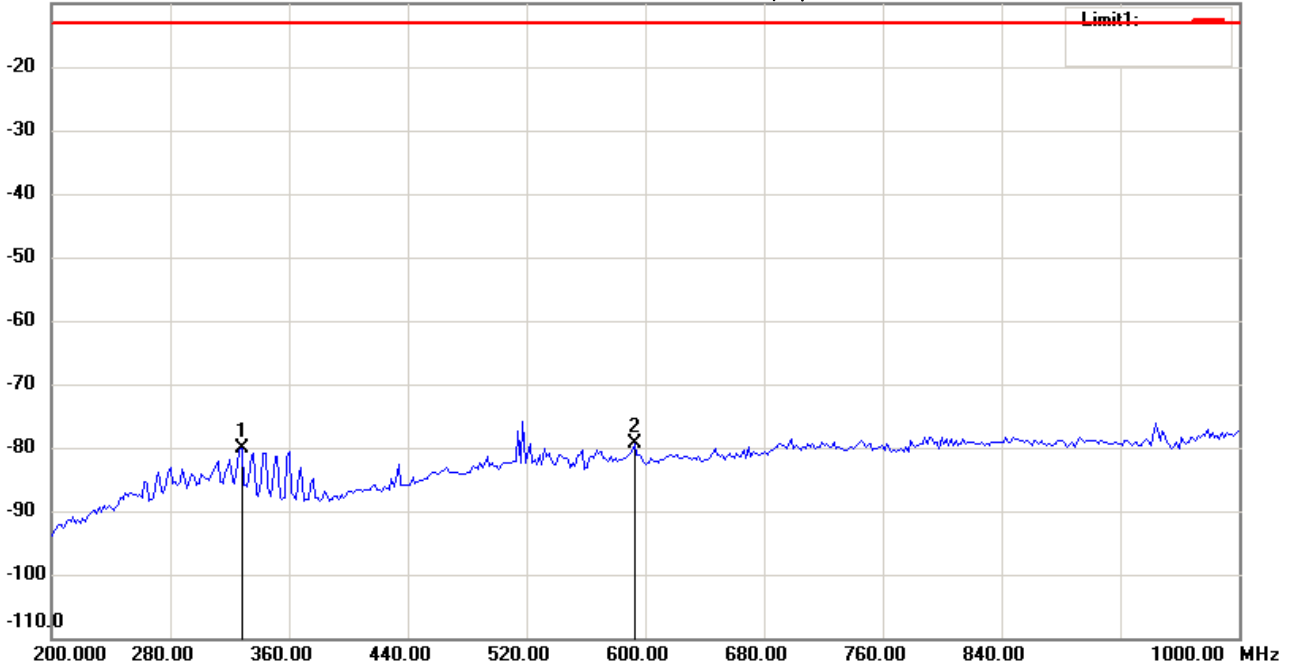
Date: 2015/2/15

Temperature:24 °C

-10.0 dBm

Time: 下午 04:53:25

Humidity:60 %



Site : Chamber

Condition : FCC 74.861 spurious emission

Polarization: *Vertical*

EUT : W6M21405-14188

Power : 3.7Va.c.

M/N:

Distance: 3m

Test Mode : 557MHz

Note :

| Mk. | Frequency (MHz) | Reading (dBm) | Detector | Corr. factor (dB) | Result (dBm) | Limit (dBm) | Ant.Pos (cm) | Tab.Pos (deg.) | Margin (dB) | Comment |
|-----|-----------------|---------------|----------|-------------------|--------------|-------------|--------------|----------------|-------------|---------|
| | 328.2565 | -69.16 | peak | -10.90 | -80.06 | -13.00 | 150 | 260 | -67.06 | |
| * | 592.7856 | -73.47 | peak | -5.92 | -79.39 | -13.00 | 150 | 170 | -66.39 | |



Radiated Emission Measurement

Operator: Rick

File :2

Data :#2

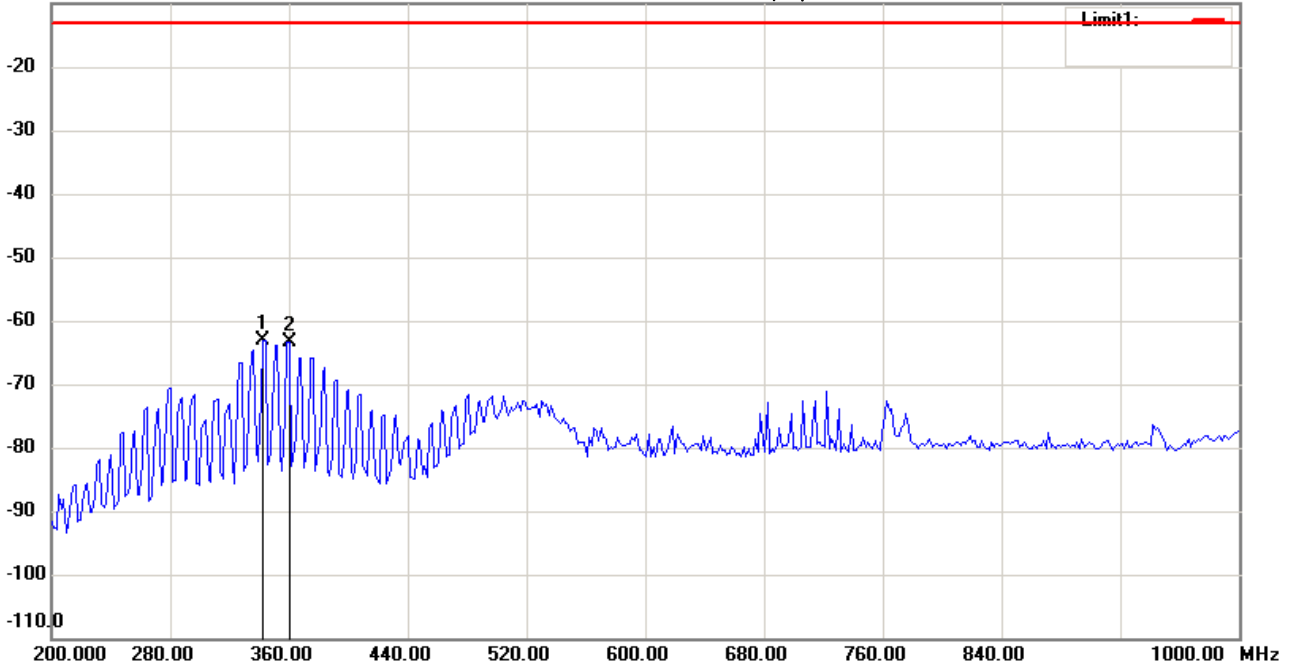
Date: 2015/2/15

Temperature:24 °C

-10.0 dBm

Time: 下午 04:56:59

Humidity:60 %



Site : Chamber

Condition : FCC 74.861 spurious emission

Polarization: *Vertical*

EUT : W6M21405-14188

Power : 3.7Va.c.

M/N:

Distance: 3m

Test Mode : 557MHz

Note :

| Mk. | Frequency (MHz) | Reading (dBm) | Detector | Corr. factor (dB) | Result (dBm) | Limit (dBm) | Ant.Pos (cm) | Tab.Pos (deg.) | Margin (dB) | Comment |
|-----|-----------------|---------------|----------|-------------------|--------------|-------------|--------------|----------------|-------------|---------|
| * | 342.6854 | -51.10 | peak | -12.01 | -63.11 | -13.00 | 150 | 330 | -50.11 | |
| | 360.3206 | -51.00 | peak | -12.31 | -63.31 | -13.00 | 150 | 170 | -50.31 | |



Radiated Emission Measurement

Operator: Rick

File :3

Data :#1

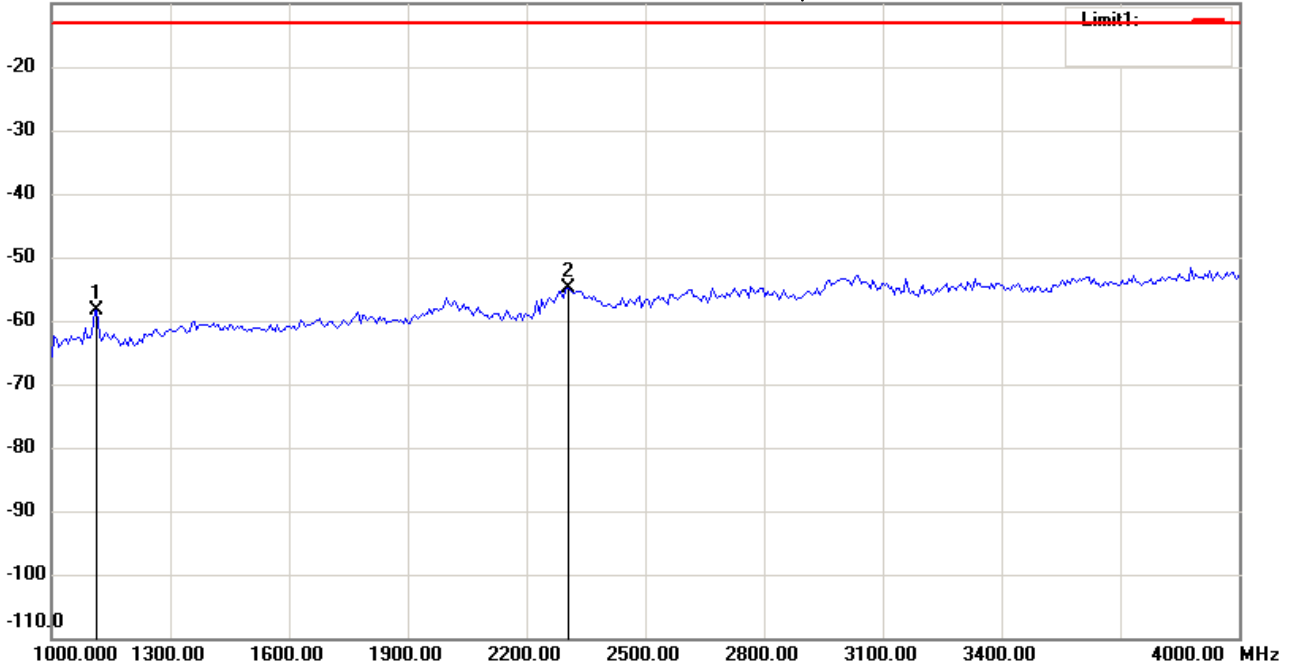
Date: 2015/2/24

Temperature:24 °C

-10.0 dBm

Time: 上午 09:44:21

Humidity:60 %



Site : Chamber

Condition : FCC 74.861 spurious emission

Polarization: *Horizontal*

EUT : W6M21405-14188

Power : 3.7Va.c.

M/N:

Distance: 3m

Test Mode : 557MHz

Note :

| Mk. | Frequency (MHz) | Reading (dBm) | Detector | Corr. factor (dB) | Result (dBm) | Limit (dBm) | Ant.Pos (cm) | Tab.Pos (deg.) | Margin (dB) | Comment |
|-----|-----------------|---------------|----------|-------------------|--------------|-------------|--------------|----------------|-------------|---------|
| | 1114.228 | -58.10 | peak | -0.23 | -58.33 | -13.00 | 150 | 120 | -45.33 | |
| * | 2304.609 | -60.93 | peak | 6.06 | -54.87 | -13.00 | 150 | 220 | -41.87 | |



Radiated Emission Measurement

Operator: Rick

File :3

Data :#3

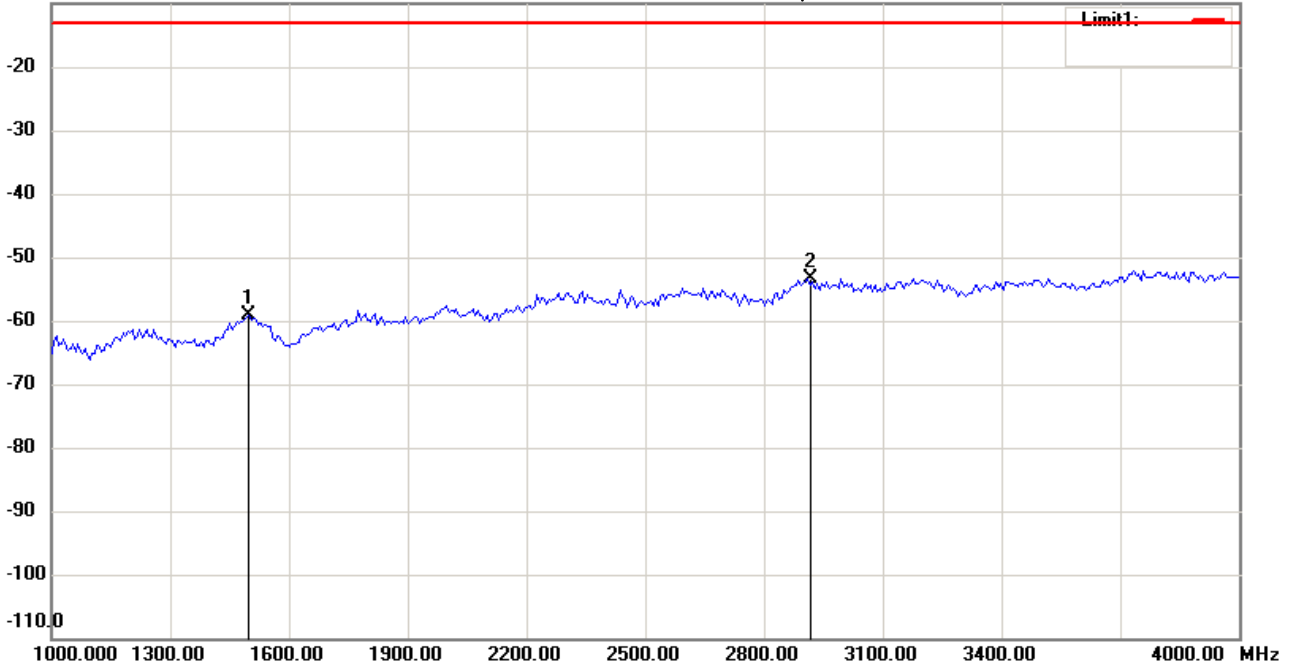
Date: 2015/2/24

Temperature:24 °C

-10.0 dBm

Time: 上午 09:47:20

Humidity:60 %



Site : Chamber

Condition : FCC 74.861 spurious emission

Polarization: *Vertical*

EUT : W6M21405-14188

Power : 3.7Va.c.

M/N:

Distance: 3m

Test Mode : 557MHz

Note :

| Mk. | Frequency (MHz) | Reading (dBm) | Detector | Corr. factor (dB) | Result (dBm) | Limit (dBm) | Ant.Pos (cm) | Tab.Pos (deg.) | Margin (dB) | Comment |
|-----|-----------------|---------------|----------|-------------------|--------------|-------------|--------------|----------------|-------------|---------|
| | 1498.998 | -61.24 | peak | 2.17 | -59.07 | -13.00 | 150 | 250 | -46.07 | |
| * | 2911.824 | -60.92 | peak | 7.54 | -53.38 | -13.00 | 150 | 170 | -40.38 | |



Radiated Emission Measurement

Operator: Rick

File :3

Data :#2

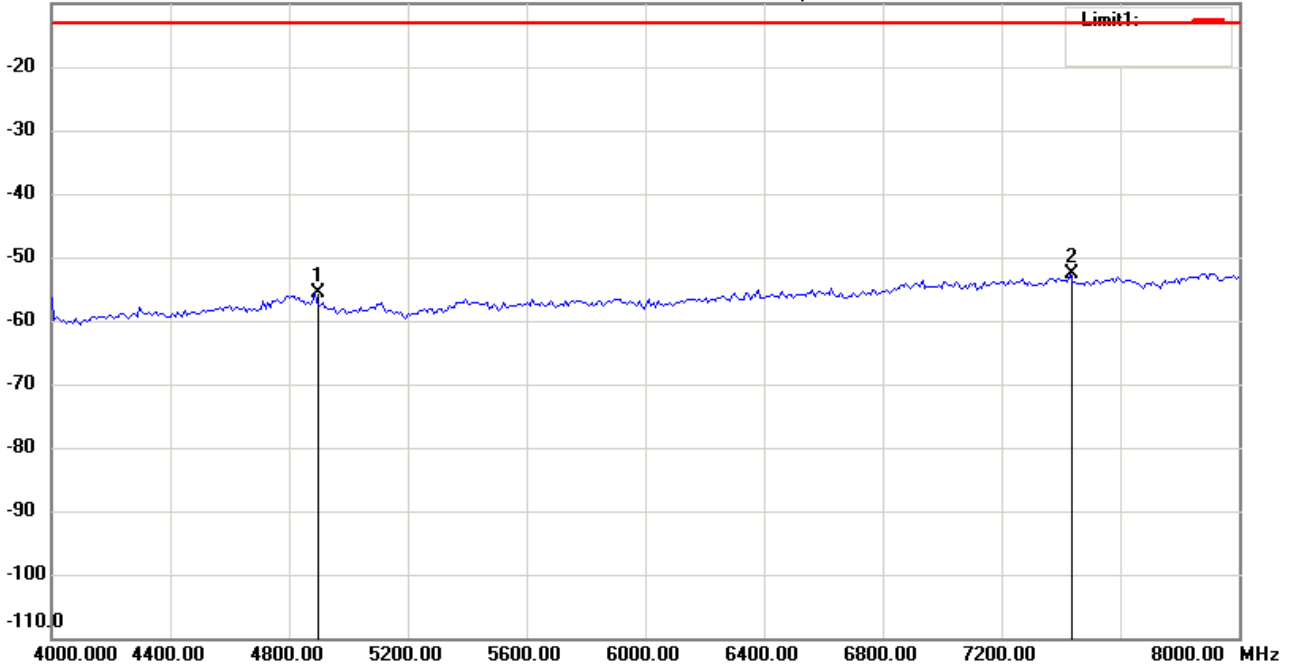
Date: 2015/2/24

Temperature:24 °C

-10.0 dBm

Time: 上午 09:45:28

Humidity:60 %



Site : Chamber

Condition : FCC 74.861 spurious emission

Polarization: *Horizontal*

EUT : W6M21405-14188

Power : 3.7Va.c.

M/N:

Distance: 3m

Test Mode : 557MHz

Note :

| Mk. | Frequency (MHz) | Reading (dBm) | Detector | Corr. factor (dB) | Result (dBm) | Limit (dBm) | Ant.Pos (cm) | Tab.Pos (deg.) | Margin (dB) | Comment |
|-----|-----------------|---------------|----------|-------------------|--------------|-------------|--------------|----------------|-------------|---------|
| | 4889.780 | -64.76 | peak | 9.09 | -55.67 | -13.00 | 150 | 170 | -42.67 | |
| * | 7430.862 | -63.28 | peak | 10.63 | -52.65 | -13.00 | 150 | 330 | -39.65 | |



Radiated Emission Measurement

Operator: Rick

File :3

Data :#4

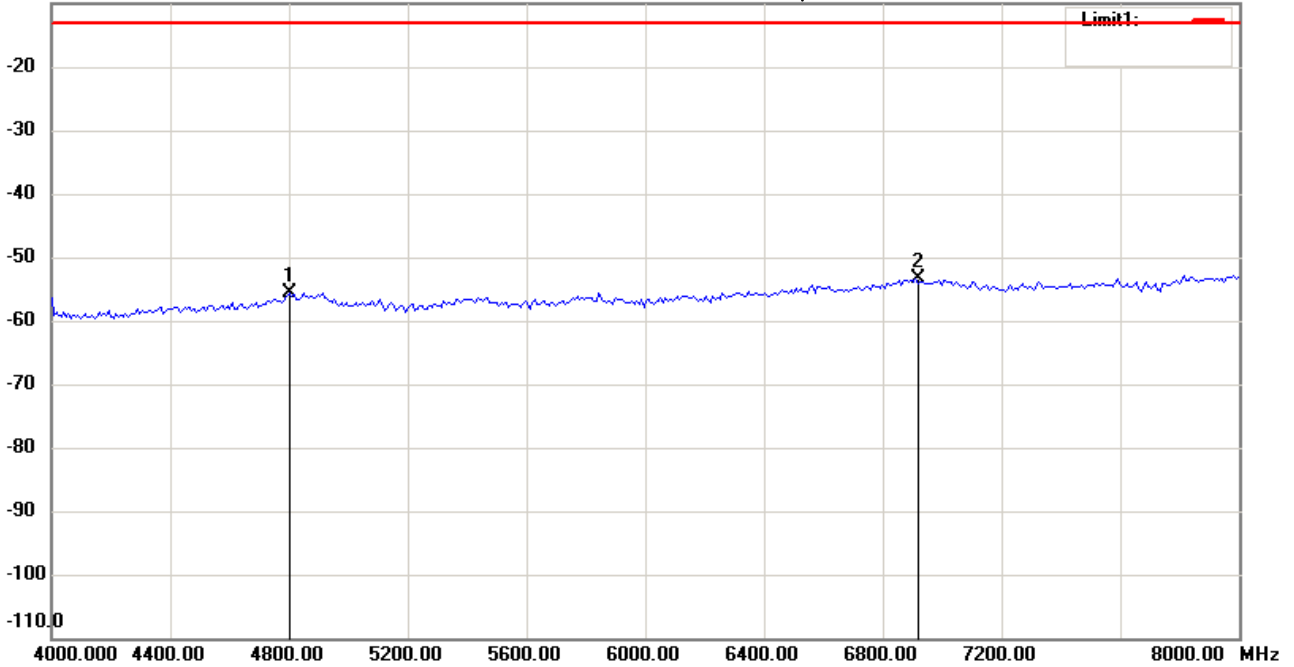
Date: 2015/2/24

Temperature:24 °C

-10.0 dBm

Time: 上午 09:49:02

Humidity:60 %



Site : Chamber

Condition : FCC 74.861 spurious emission

Polarization: *Vertical*

EUT : W6M21405-14188

Power : 3.7Va.c.

M/N:

Distance: 3m

Test Mode : 557MHz

Note :

| Mk. | Frequency (MHz) | Reading (dBm) | Detector | Corr. factor (dB) | Result (dBm) | Limit (dBm) | Ant.Pos (cm) | Tab.Pos (deg.) | Margin (dB) | Comment |
|-----|-----------------|---------------|----------|-------------------|--------------|-------------|--------------|----------------|-------------|---------|
| | 4801.603 | -65.49 | peak | 9.83 | -55.66 | -13.00 | 150 | 170 | -42.66 | |
| * | 6909.820 | -65.46 | peak | 12.11 | -53.35 | -13.00 | 150 | 220 | -40.35 | |



Radiated Emission Measurement

Operator: Rick

File :1

Data :#1

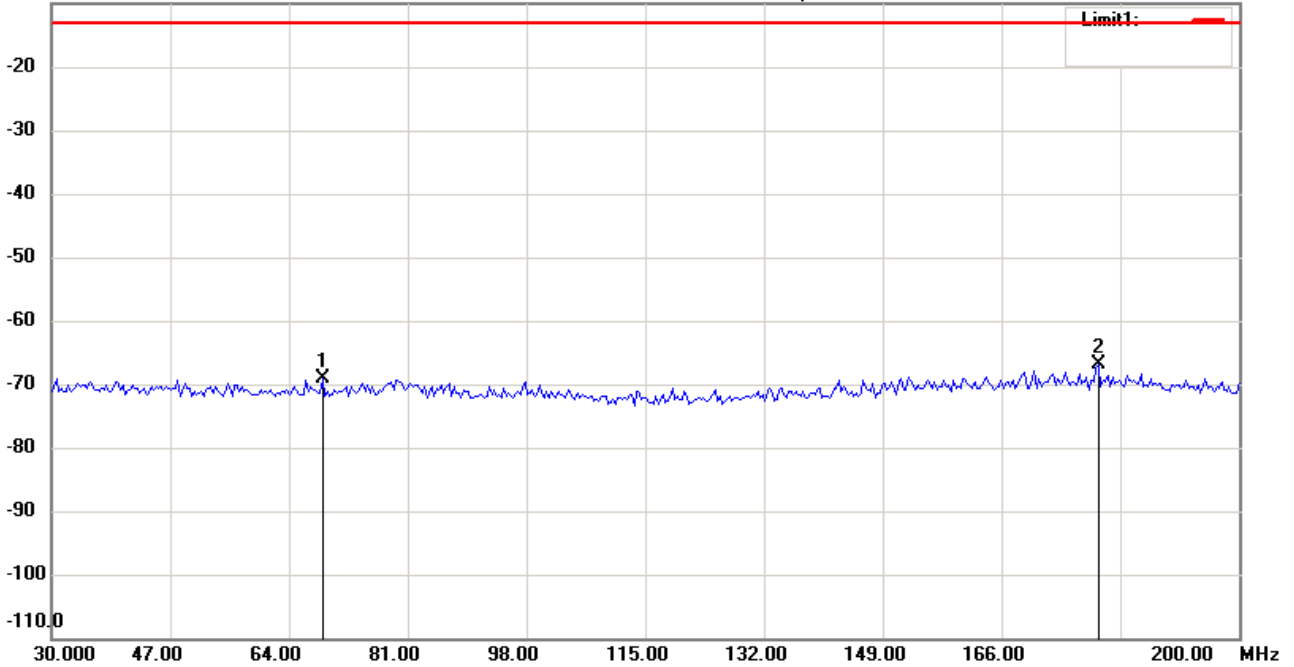
Date: 2015/2/24

Temperature:24 °C

-10.0 dBm

Time: 上午 10:27:03

Humidity:60 %



Site : Chamber

Condition : FCC 74.861 spurious emission

Polarization: *Horizontal*

EUT : W6M21405-14188

Power : 3.7Va.c.

M/N:

Distance: 3m

Test Mode : 607.9MHz

Note :

| Mk. | Frequency (MHz) | Reading (dBm) | Detector | Corr. factor (dB) | Result (dBm) | Limit (dBm) | Ant.Pos (cm) | Tab.Pos (deg.) | Margin (dB) | Comment |
|-----|-----------------|---------------|----------|-------------------|--------------|-------------|--------------|----------------|-------------|---------|
| | 68.8376 | -90.05 | peak | 20.91 | -69.14 | -13.00 | 150 | 220 | -56.14 | |
| * | 179.8997 | -89.79 | peak | 22.88 | -66.91 | -13.00 | 150 | 170 | -53.91 | |



Radiated Emission Measurement

Operator: Rick

File :1

Data :#2

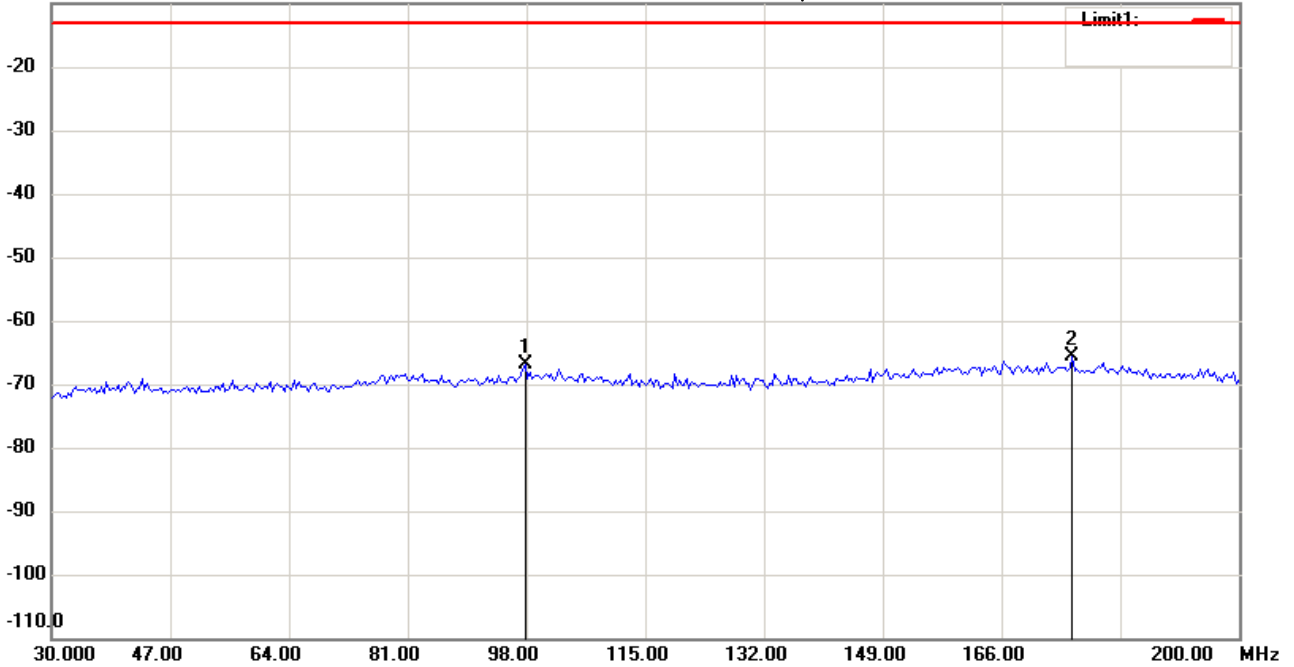
Date: 2015/2/24

Temperature:24 °C

-10.0 dBm

Time: 上午 10:30:10

Humidity:60 %



Site : Chamber

Condition : FCC 74.861 spurious emission

Polarization: **Vertical**

EUT : W6M21405-14188

Power : 3.7Va.c.

M/N:

Distance: 3m

Test Mode : 607.9MHz

Note :

| Mk. | Frequency (MHz) | Reading (dBm) | Detector | Corr. factor (dB) | Result (dBm) | Limit (dBm) | Ant.Pos (cm) | Tab.Pos (deg.) | Margin (dB) | Comment |
|-----|-----------------|---------------|----------|-------------------|--------------|-------------|--------------|----------------|-------------|---------|
| | 97.7955 | -89.10 | peak | 22.16 | -66.94 | -13.00 | 150 | 300 | -53.94 | |
| * | 176.1522 | -88.78 | peak | 23.23 | -65.55 | -13.00 | 150 | 170 | -52.55 | |



Radiated Emission Measurement

Operator: Rick

File :2

Data :#2

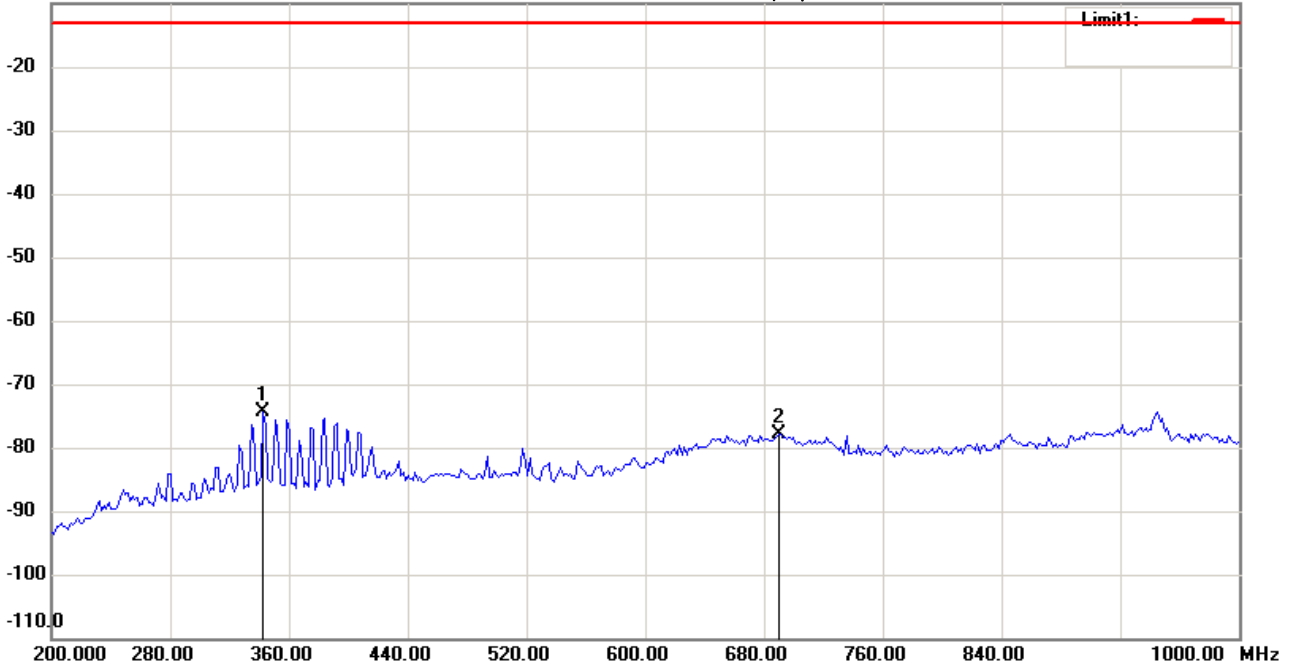
Date: 2015/2/15

Temperature:24 °C

-10.0 dBm

Time: 下午 04:35:11

Humidity:60 %



Site : Chamber

Condition : FCC 74.861 spurious emission

Polarization: *Horizontal*

EUT : W6M21405-14188

Power : 3.7Va.c.

M/N:

Distance: 3m

Test Mode : 607.9MHz

Note :

| Mk. | Frequency (MHz) | Reading (dBm) | Detector | Corr. factor (dB) | Result (dBm) | Limit (dBm) | Ant.Pos (cm) | Tab.Pos (deg.) | Margin (dB) | Comment |
|-----|-----------------|---------------|----------|-------------------|--------------|-------------|--------------|----------------|-------------|---------|
| * | 342.6854 | -63.78 | peak | -10.56 | -74.34 | -13.00 | 150 | 100 | -61.34 | |
| | 690.5812 | -75.47 | peak | -2.33 | -77.80 | -13.00 | 150 | 250 | -64.80 | |



Radiated Emission Measurement

Operator: Rick

File :2

Data :#1

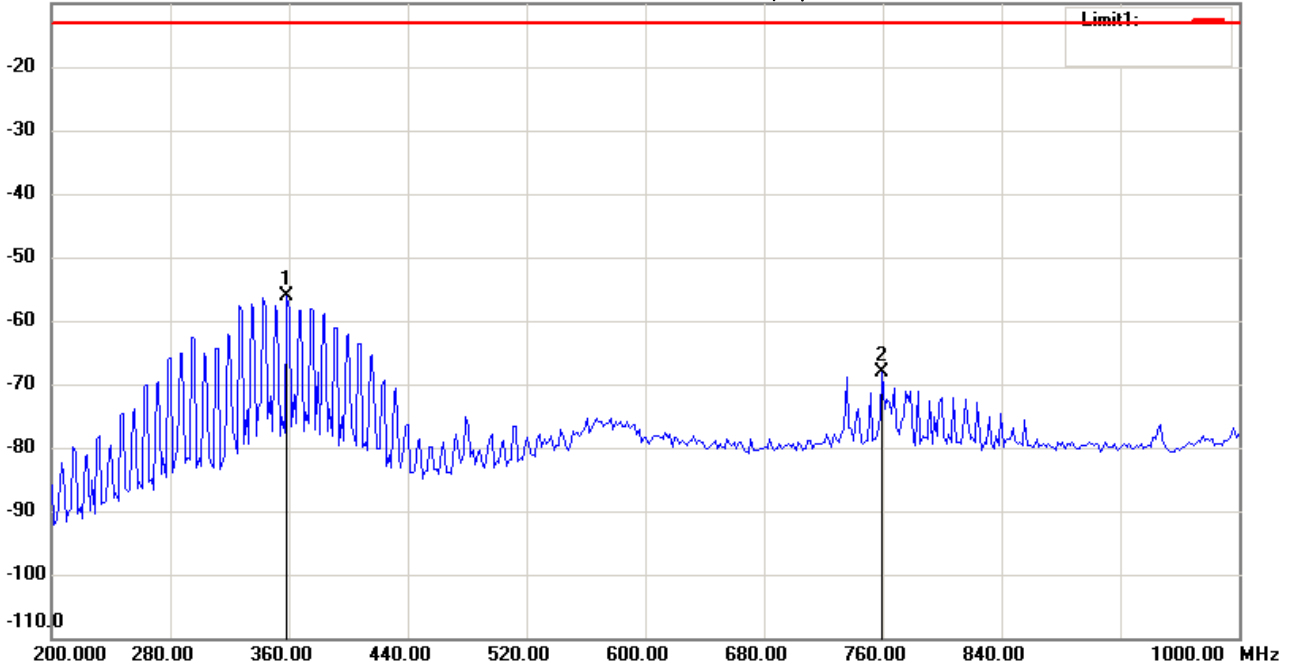
Date: 2015/2/15

Temperature:24 °C

-10.0 dBm

Time: 下午 04:28:48

Humidity:60 %



Site : Chamber

Condition : FCC 74.861 spurious emission

Polarization: *Vertical*

EUT : W6M21405-14188

Power : 3.7Va.c.

M/N:

Distance: 3m

Test Mode : 607.9MHz

Note :

| Mk. | Frequency (MHz) | Reading (dBm) | Detector | Corr. factor (dB) | Result (dBm) | Limit (dBm) | Ant.Pos (cm) | Tab.Pos (deg.) | Margin (dB) | Comment |
|-----|-----------------|---------------|----------|-------------------|--------------|-------------|--------------|----------------|-------------|---------|
| * | 358.7174 | -43.94 | peak | -12.28 | -56.22 | -13.00 | 150 | 320 | -43.22 | |
| | 759.5190 | -64.55 | peak | -3.52 | -68.07 | -13.00 | 150 | 150 | -55.07 | |



Radiated Emission Measurement

Operator: Rick

File :3

Data :#1

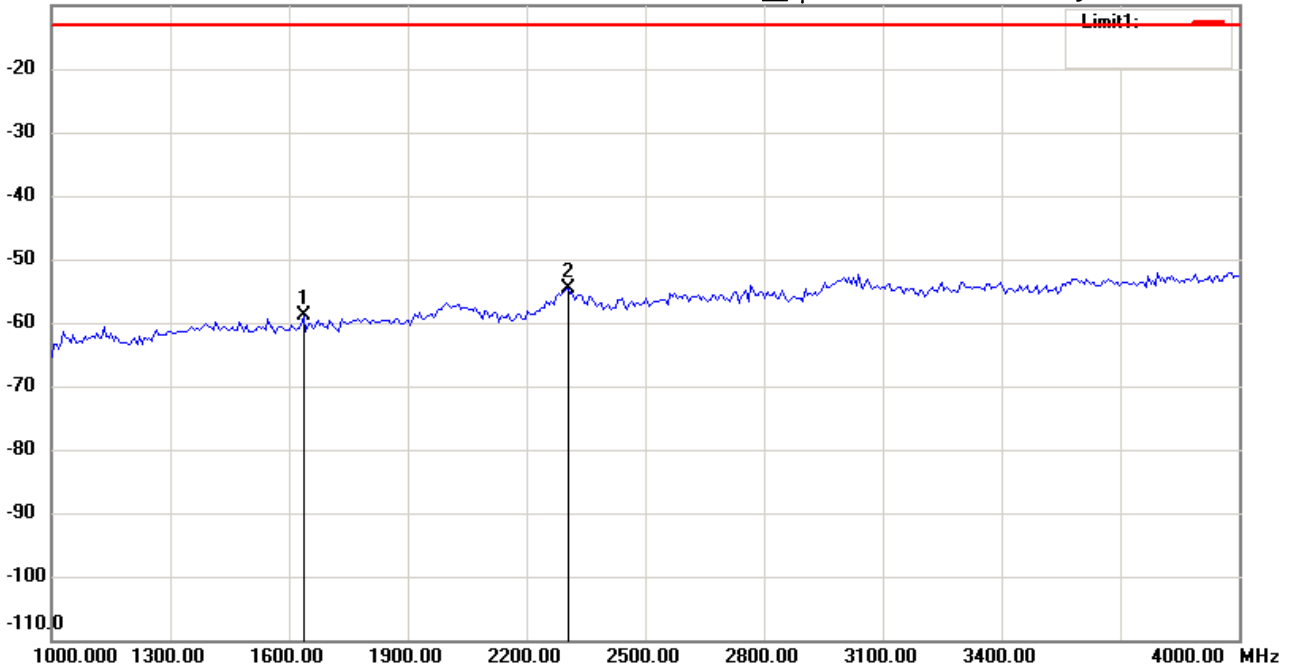
Date: 2015/2/24

Temperature:24 °C

-10.0 dBm

Time: 上午 10:04:32

Humidity:60 %



Site : Chamber

Condition : FCC 74.861 spurious emission

Polarization: *Horizontal*

EUT : W6M21405-14188

Power : 3.7Va.c.

M/N:

Distance: 3m

Test Mode : 607.9MHz

Note :

| Mk. | Frequency (MHz) | Reading (dBm) | Detector | Corr. factor (dB) | Result (dBm) | Limit (dBm) | Ant.Pos (cm) | Tab.Pos (deg.) | Margin (dB) | Comment |
|-----|-----------------|---------------|----------|-------------------|--------------|-------------|--------------|----------------|-------------|---------|
| | 1637.274 | -59.74 | peak | 0.81 | -58.93 | -13.00 | 150 | 100 | -45.93 | |
| * | 2304.609 | -60.80 | peak | 6.06 | -54.74 | -13.00 | 150 | 210 | -41.74 | |



Radiated Emission Measurement

Operator: Rick

File :3

Data :#3

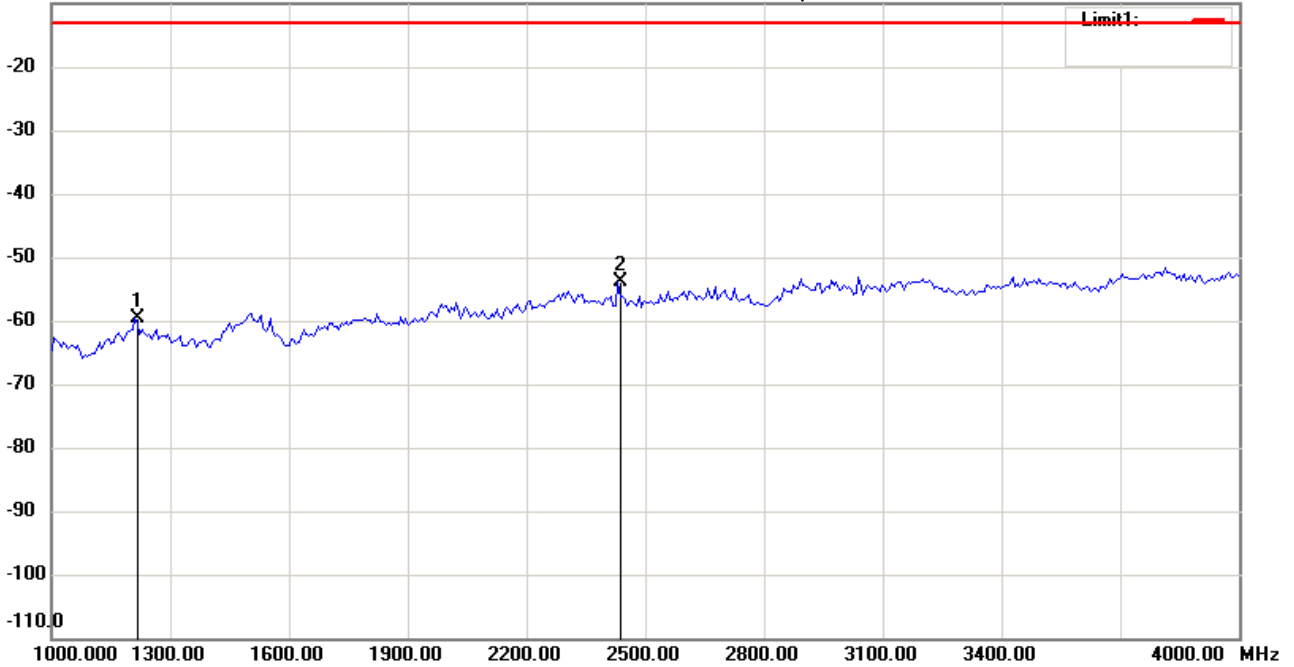
Date: 2015/2/24

Temperature:24 °C

-10.0 dBm

Time: 上午 10:08:38

Humidity:60 %



Site : Chamber

Condition : FCC 74.861 spurious emission

Polarization: **Vertical**

EUT : W6M21405-14188

Power : 3.7Va.c.

M/N:

Distance: 3m

Test Mode : 607.9MHz

Note :

| Mk. | Frequency (MHz) | Reading (dBm) | Detector | Corr. factor (dB) | Result (dBm) | Limit (dBm) | Ant.Pos (cm) | Tab.Pos (deg.) | Margin (dB) | Comment |
|-----|-----------------|---------------|----------|-------------------|--------------|-------------|--------------|----------------|-------------|---------|
| | 1210.421 | -59.88 | peak | 0.32 | -59.56 | -13.00 | 150 | 110 | -46.56 | |
| * | 2430.862 | -58.34 | peak | 4.35 | -53.99 | -13.00 | 150 | 300 | -40.99 | |



Radiated Emission Measurement

Operator: Rick

File :3

Data :#2

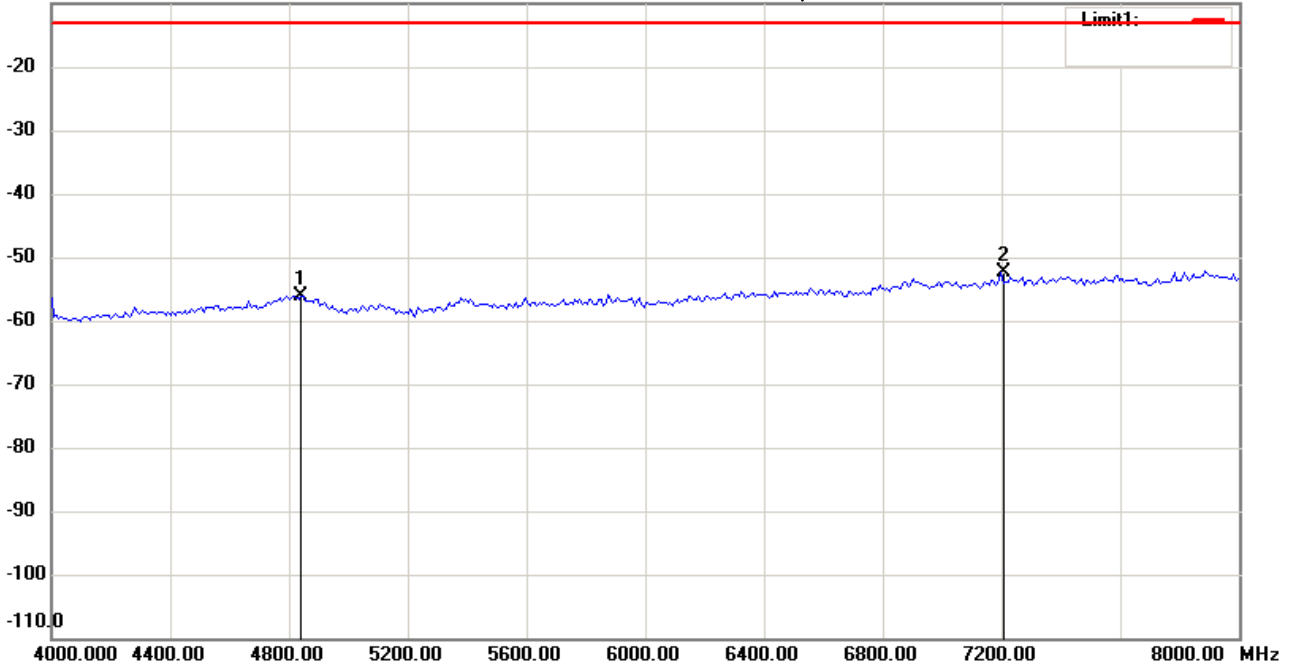
Date: 2015/2/24

Temperature:24 °C

-10.0 dBm

Time: 上午 10:06:53

Humidity:60 %



Site : Chamber

Condition : FCC 74.861 spurious emission

Polarization: *Horizontal*

EUT : W6M21405-14188

Power : 3.7Va.c.

M/N:

Distance: 3m

Test Mode : 607.9MHz

Note :

| Mk. | Frequency (MHz) | Reading (dBm) | Detector | Corr. factor (dB) | Result (dBm) | Limit (dBm) | Ant.Pos (cm) | Tab.Pos (deg.) | Margin (dB) | Comment |
|-----|-----------------|---------------|----------|-------------------|--------------|-------------|--------------|----------------|-------------|---------|
| | 4841.683 | -65.55 | peak | 9.52 | -56.03 | -13.00 | 150 | 110 | -43.03 | |
| * | 7198.397 | -63.41 | peak | 11.13 | -52.28 | -13.00 | 150 | 270 | -39.28 | |



Radiated Emission Measurement

Operator: Rick

File :3

Data :#4

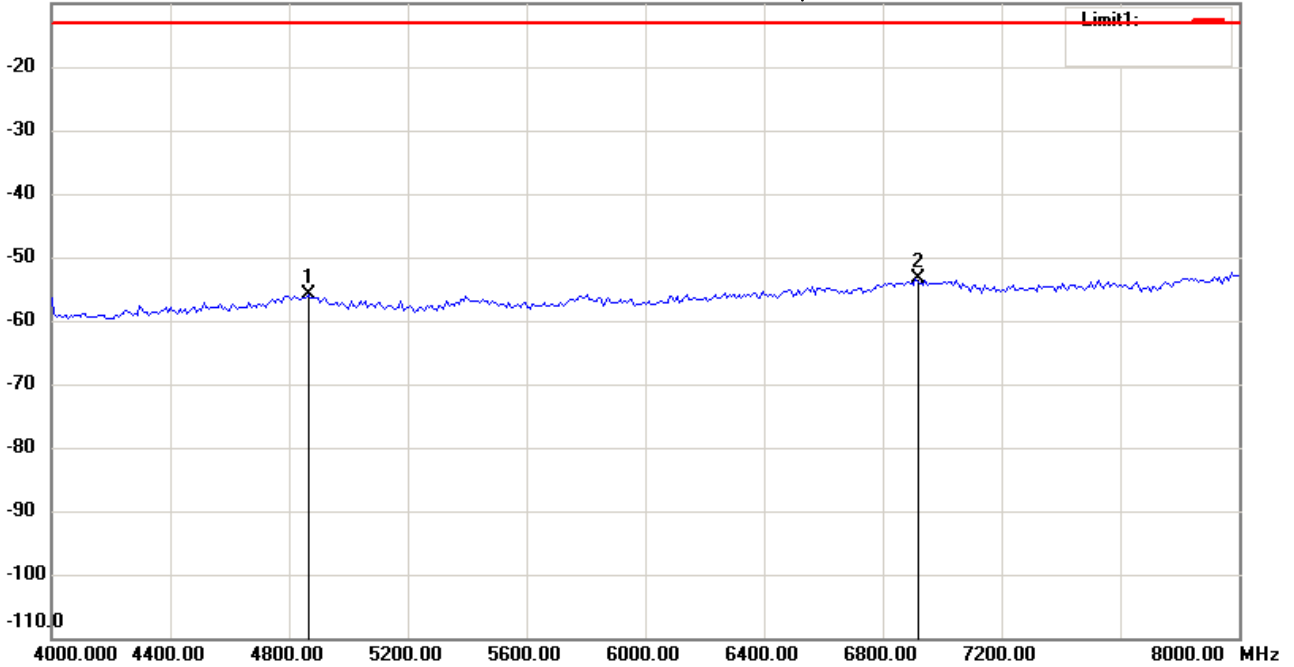
Date: 2015/2/24

Temperature:24 °C

-10.0 dBm

Time: 上午 10:10:01

Humidity:60 %



Site : Chamber

Condition : FCC 74.861 spurious emission

Polarization: *Vertical*

EUT : W6M21405-14188

Power : 3.7Va.c.

M/N:

Distance: 3m

Test Mode : 607.9MHz

Note :

| Mk. | Frequency (MHz) | Reading (dBm) | Detector | Corr. factor (dB) | Result (dBm) | Limit (dBm) | Ant.Pos (cm) | Tab.Pos (deg.) | Margin (dB) | Comment |
|-----|-----------------|---------------|----------|-------------------|--------------|-------------|--------------|----------------|-------------|---------|
| | 4865.731 | -65.56 | peak | 9.78 | -55.78 | -13.00 | 150 | 100 | -42.78 | |
| * | 6909.820 | -65.52 | peak | 12.11 | -53.41 | -13.00 | 150 | 250 | -40.41 | |



Radiated Emission Measurement

Operator: Rick

File :1

Data :#1

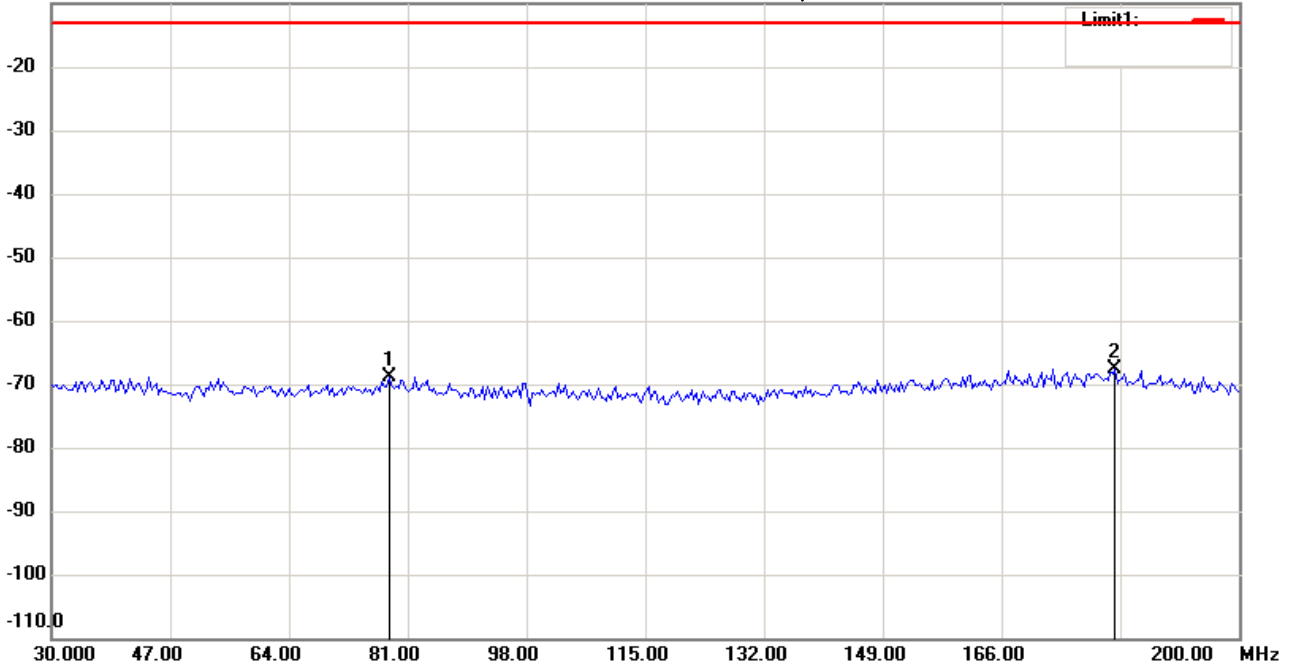
Date: 2015/2/24

Temperature:24 °C

-10.0 dBm

Time: 上午 10:27:34

Humidity:60 %



Site : Chamber

Condition : FCC 74.861 spurious emission

Polarization: *Horizontal*

EUT : W6M21405-14188

Power : 3.7Va.c.

M/N:

Distance: 3m

Test Mode : 614.1MHz

Note :

| Mk. | Frequency (MHz) | Reading (dBm) | Detector | Corr. factor (dB) | Result (dBm) | Limit (dBm) | Ant.Pos (cm) | Tab.Pos (deg.) | Margin (dB) | Comment |
|-----|-----------------|---------------|----------|-------------------|--------------|-------------|--------------|----------------|-------------|---------|
| | 78.3768 | -90.70 | peak | 21.89 | -68.81 | -13.00 | 150 | 100 | -55.81 | |
| * | 182.2846 | -90.21 | peak | 22.66 | -67.55 | -13.00 | 150 | 250 | -54.55 | |



Radiated Emission Measurement

Operator: Rick

File :1

Data :#2

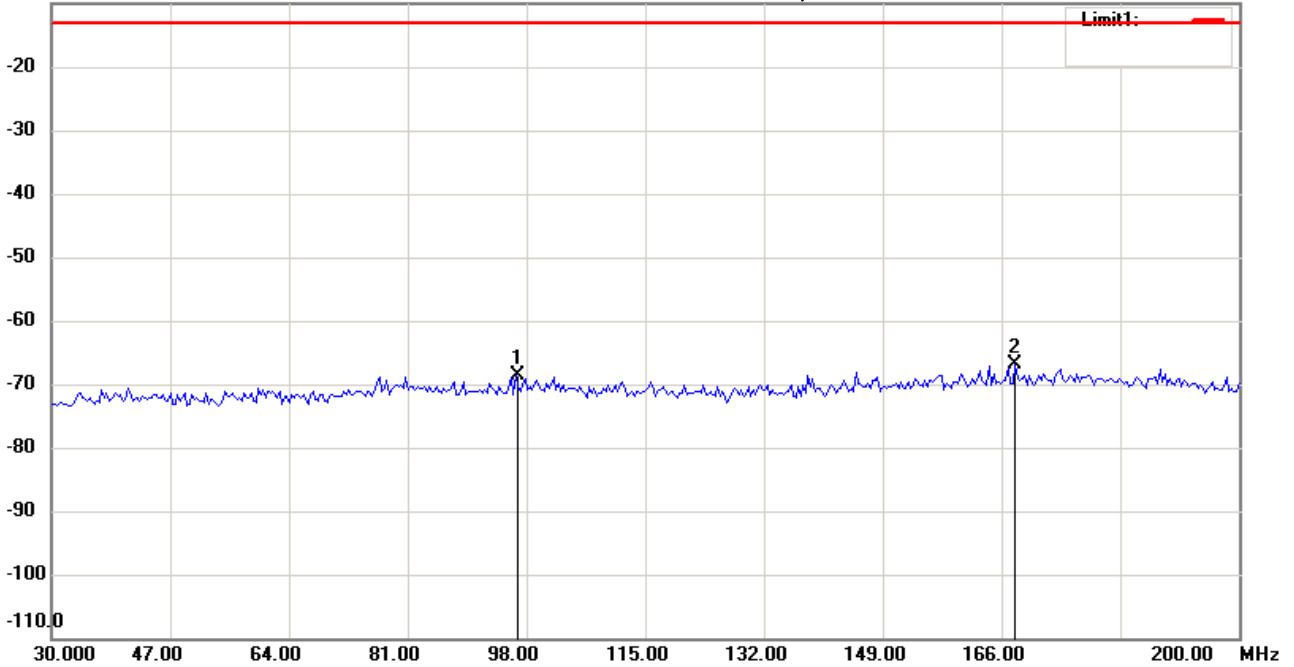
Date: 2015/2/24

Temperature:24 °C

-10.0 dBm

Time: 上午 10:28:32

Humidity:60 %



Site : Chamber

Condition : FCC 74.861 spurious emission

Polarization: **Vertical**

EUT : W6M21405-14188

Power : 3.7Va.c.

M/N:

Distance: 3m

Test Mode : 614.1MHz

Note :

| Mk. | Frequency (MHz) | Reading (dBm) | Detector | Corr. factor (dB) | Result (dBm) | Limit (dBm) | Ant.Pos (cm) | Tab.Pos (deg.) | Margin (dB) | Comment |
|-----|-----------------|---------------|----------|-------------------|--------------|-------------|--------------|----------------|-------------|---------|
| | 96.4330 | -90.70 | peak | 22.00 | -68.70 | -13.00 | 150 | 210 | -55.70 | |
| * | 167.9760 | -90.08 | peak | 23.16 | -66.92 | -13.00 | 150 | 300 | -53.92 | |



Radiated Emission Measurement

Operator: Rick

File :2

Data :#1

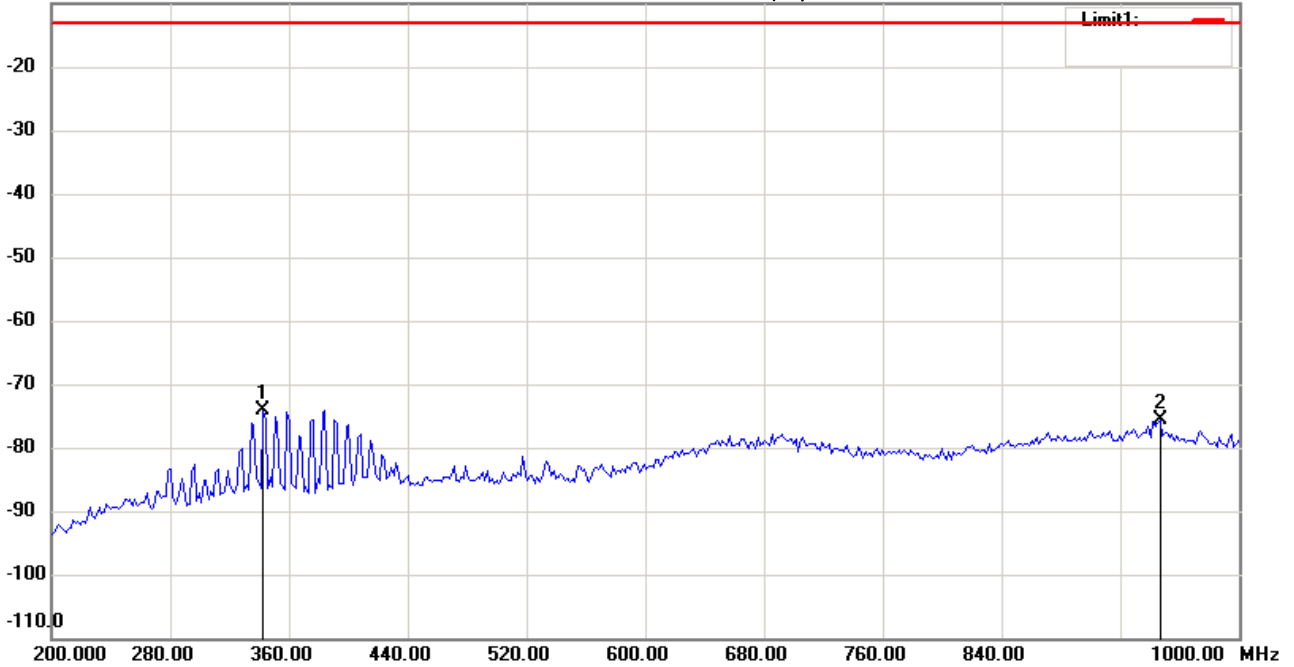
Date: 2015/2/15

Temperature:24 °C

-10.0 dBm

Time: 下午 04:39:03

Humidity:60 %



Site : Chamber

Condition : FCC 74.861 spurious emission

Polarization: *Horizontal*

EUT : W6M21405-14188

Power : 3.7Va.c.

M/N:

Distance: 3m

Test Mode : 614.1MHz

Note :

| Mk. | Frequency (MHz) | Reading (dBm) | Detector | Corr. factor (dB) | Result (dBm) | Limit (dBm) | Ant.Pos (cm) | Tab.Pos (deg.) | Margin (dB) | Comment |
|-----|-----------------|---------------|----------|-------------------|--------------|-------------|--------------|----------------|-------------|---------|
| * | 342.6854 | -63.52 | peak | -10.56 | -74.08 | -13.00 | 150 | 300 | -61.08 | |
| | 947.0942 | -73.61 | peak | -1.97 | -75.58 | -13.00 | 150 | 140 | -62.58 | |



Radiated Emission Measurement

Operator: Rick

File :2

Data :#2

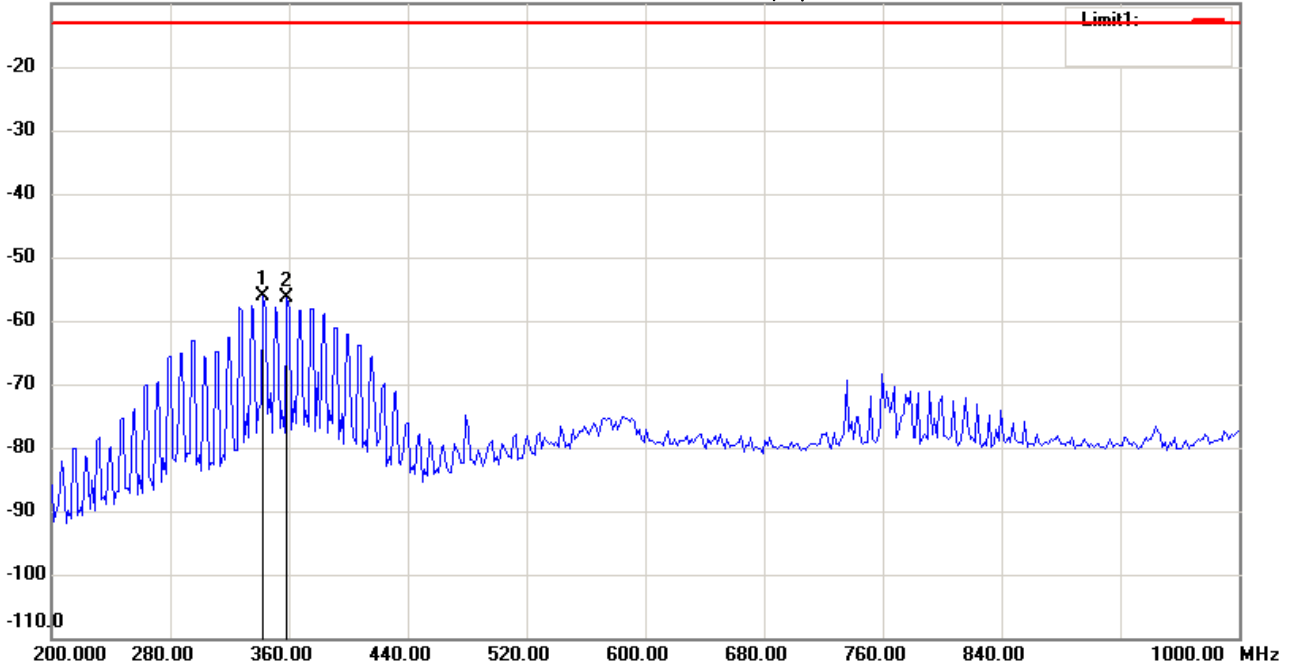
Date: 2015/2/15

Temperature:24 °C

-10.0 dBm

Time: 下午 04:42:15

Humidity:60 %



Site : Chamber

Condition : FCC 74.861 spurious emission

Polarization: *Vertical*

EUT : W6M21405-14188

Power : 3.7Va.c.

M/N:

Distance: 3m

Test Mode : 614.1MHz

Note :

| Mk. | Frequency (MHz) | Reading (dBm) | Detector | Corr. factor (dB) | Result (dBm) | Limit (dBm) | Ant.Pos (cm) | Tab.Pos (deg.) | Margin (dB) | Comment |
|-----|-----------------|---------------|----------|-------------------|--------------|-------------|--------------|----------------|-------------|---------|
| * | 342.6854 | -44.21 | peak | -12.01 | -56.22 | -13.00 | 150 | 200 | -43.22 | |
| | 358.7174 | -44.17 | peak | -12.28 | -56.45 | -13.00 | 150 | 170 | -43.45 | |



Radiated Emission Measurement

Operator: Rick

File :3

Data :#1

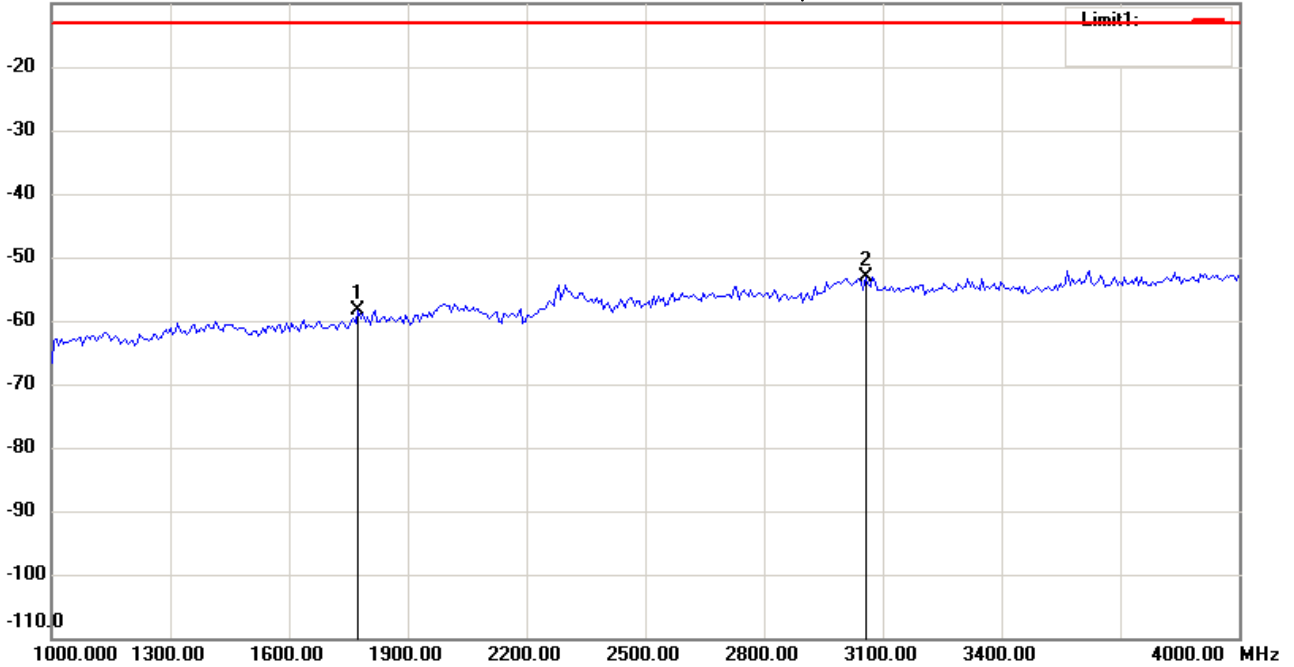
Date: 2015/2/24

Temperature:24 °C

-10.0 dBm

Time: 上午 09:52:51

Humidity:60 %



Site : Chamber

Condition : FCC 74.861 spurious emission

Polarization: *Horizontal*

EUT : W6M21405-14188

Power : 3.7Va.c.

M/N:

Distance: 3m

Test Mode : 614.1MHz

Note :

| Mk. | Frequency (MHz) | Reading (dBm) | Detector | Corr. factor (dB) | Result (dBm) | Limit (dBm) | Ant.Pos (cm) | Tab.Pos (deg.) | Margin (dB) | Comment |
|-----|-----------------|---------------|----------|-------------------|--------------|-------------|--------------|----------------|-------------|---------|
| | 1775.551 | -59.80 | peak | 1.48 | -58.32 | -13.00 | 150 | 320 | -45.32 | |
| * | 3056.112 | -60.79 | peak | 7.79 | -53.00 | -13.00 | 150 | 110 | -40.00 | |



Radiated Emission Measurement

Operator: Rick

File :3

Data :#3

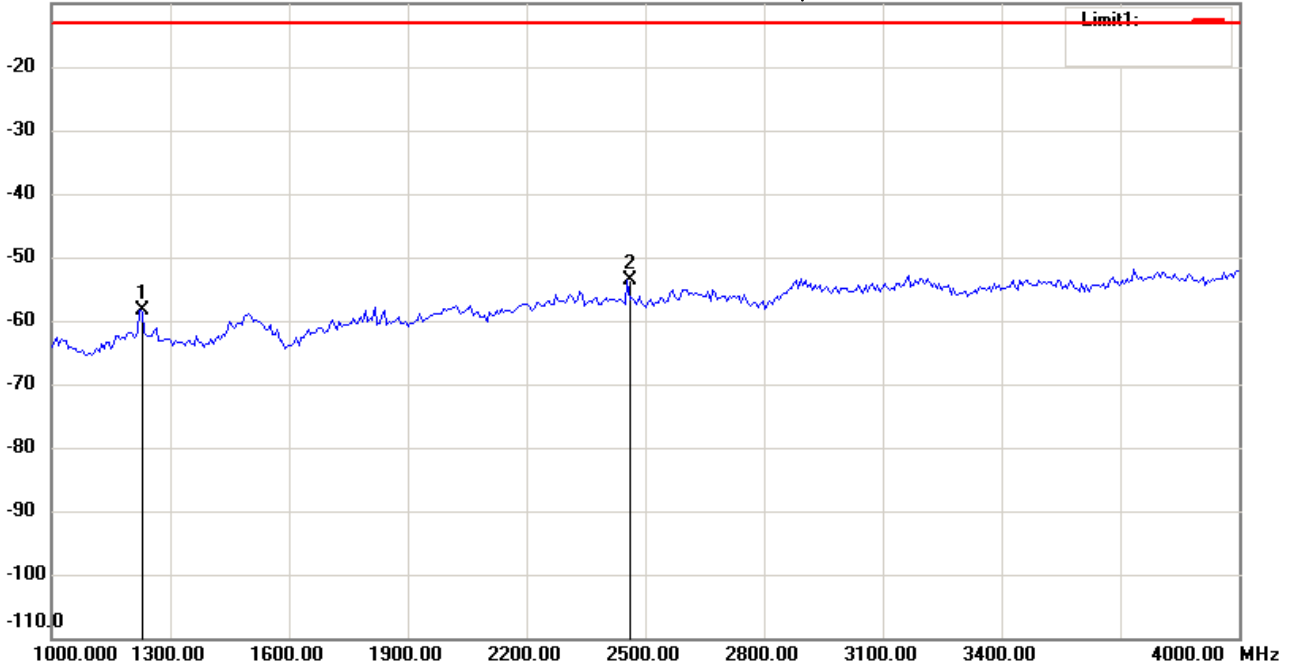
Date: 2015/2/24

Temperature:24 °C

-10.0 dBm

Time: 上午 09:58:17

Humidity:60 %



Site : Chamber

Condition : FCC 74.861 spurious emission

Polarization: *Vertical*

EUT : W6M21405-14188

Power : 3.7Va.c.

M/N:

Distance: 3m

Test Mode : 614.1MHz

Note :

| Mk. | Frequency (MHz) | Reading (dBm) | Detector | Corr. factor (dB) | Result (dBm) | Limit (dBm) | Ant.Pos (cm) | Tab.Pos (deg.) | Margin (dB) | Comment |
|-----|-----------------|---------------|----------|-------------------|--------------|-------------|--------------|----------------|-------------|---------|
| | 1222.445 | -58.57 | peak | 0.12 | -58.45 | -13.00 | 150 | 40 | -45.45 | |
| * | 2454.910 | -57.89 | peak | 4.29 | -53.60 | -13.00 | 150 | 200 | -40.60 | |



Radiated Emission Measurement

Operator: Rick

File :3

Data :#2

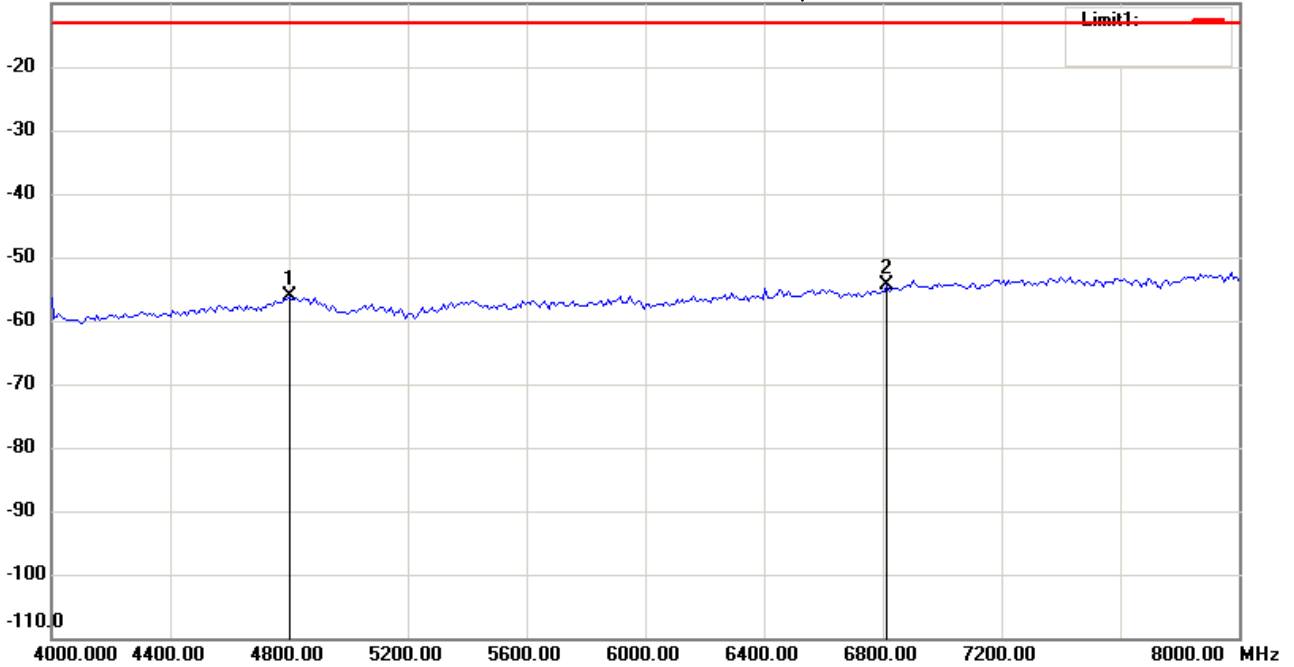
Date: 2015/2/24

Temperature:24 °C

-10.0 dBm

Time: 上午 09:55:29

Humidity:60 %



Site : Chamber

Condition : FCC 74.861 spurious emission

Polarization: *Horizontal*

EUT : W6M21405-14188

Power : 3.7Va.c.

M/N:

Distance: 3m

Test Mode : 614.1MHz

Note :

| Mk. | Frequency (MHz) | Reading (dBm) | Detector | Corr. factor (dB) | Result (dBm) | Limit (dBm) | Ant.Pos (cm) | Tab.Pos (deg.) | Margin (dB) | Comment |
|-----|-----------------|---------------|----------|-------------------|--------------|-------------|--------------|----------------|-------------|---------|
| | 4801.603 | -65.92 | peak | 9.88 | -56.04 | -13.00 | 150 | 100 | -43.04 | |
| * | 6813.627 | -65.57 | peak | 11.25 | -54.32 | -13.00 | 150 | 250 | -41.32 | |



Radiated Emission Measurement

Operator: Rick

File :3

Data :#4

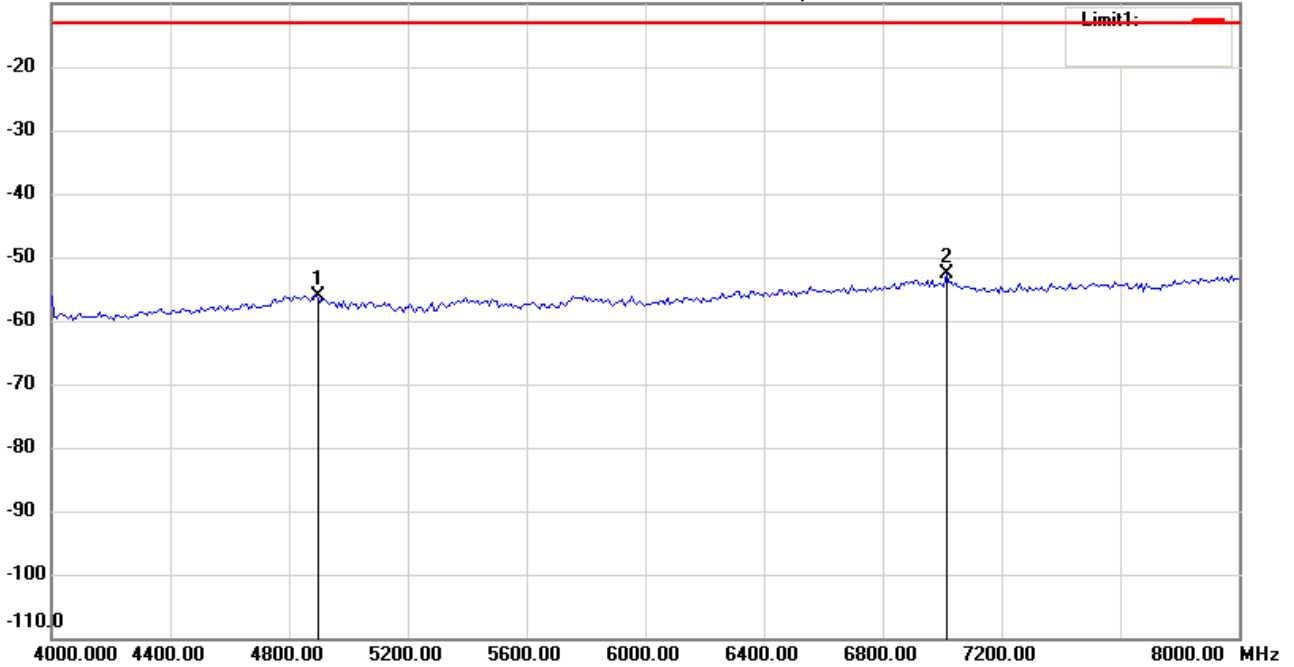
Date: 2015/2/24

Temperature:24 °C

-10.0 dBm

Time: 上午 09:59:39

Humidity:60 %



Site : Chamber

Condition : FCC 74.861 spurious emission

Polarization: **Vertical**

EUT : W6M21405-14188

Power : 3.7Va.c.

M/N:

Distance: 3m

Test Mode : 614.1MHz

Note :

| Mk. | Frequency (MHz) | Reading (dBm) | Detector | Corr. factor (dB) | Result (dBm) | Limit (dBm) | Ant.Pos (cm) | Tab.Pos (deg.) | Margin (dB) | Comment |
|-----|-----------------|---------------|----------|-------------------|--------------|-------------|--------------|----------------|-------------|---------|
| | 4889.780 | -65.76 | peak | 9.76 | -56.00 | -13.00 | 150 | 250 | -43.00 | |
| * | 7014.028 | -63.99 | peak | 11.36 | -52.63 | -13.00 | 150 | 100 | -39.63 | |



Radiated Emission Measurement

Operator: Rick

File :1

Data :#1

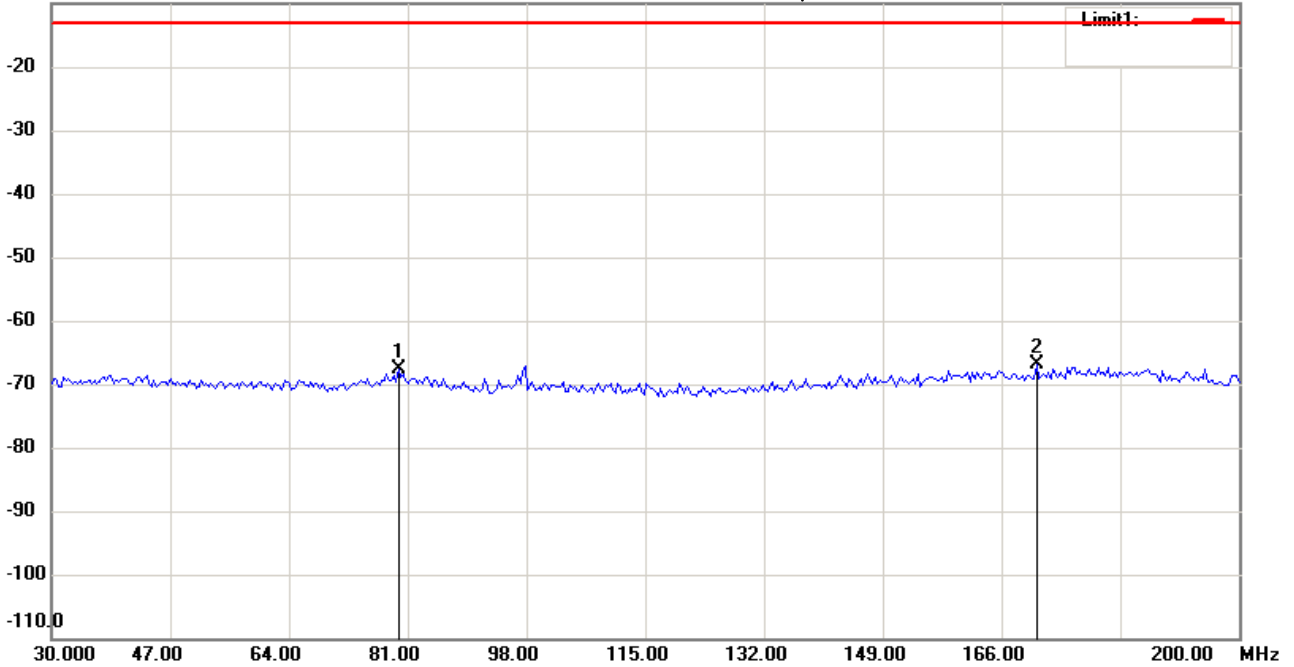
Date: 2015/2/24

Temperature:24 °C

-10.0 dBm

Time: 上午 10:23:50

Humidity:60 %



Site : Chamber

Condition : FCC 74.861 spurious emission

Polarization: *Horizontal*

EUT : W6M21405-14188

Power : 3.7Va.c.

M/N:

Distance: 3m

Test Mode : 656MHz

Note :

| Mk. | Frequency (MHz) | Reading (dBm) | Detector | Corr. factor (dB) | Result (dBm) | Limit (dBm) | Ant.Pos (cm) | Tab.Pos (deg.) | Margin (dB) | Comment |
|-----|-----------------|---------------|----------|-------------------|--------------|-------------|--------------|----------------|-------------|---------|
| | 79.7395 | -89.80 | peak | 22.06 | -67.74 | -13.00 | 150 | 100 | -54.74 | |
| * | 171.0421 | -89.55 | peak | 22.68 | -66.87 | -13.00 | 150 | 240 | -53.87 | |



Radiated Emission Measurement

Operator: Rick

File :1

Data :#2

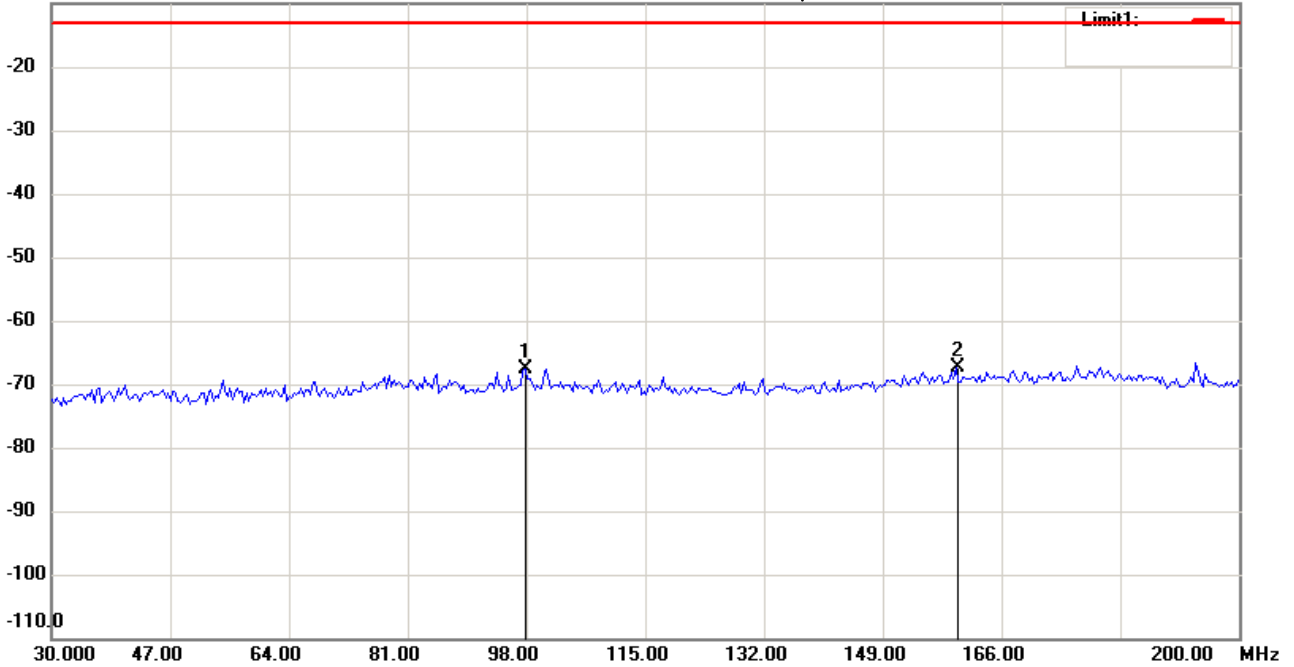
Date: 2015/2/24

Temperature:24 °C

-10.0 dBm

Time: 上午 10:24:28

Humidity:60 %



Site : Chamber

Condition : FCC 74.861 spurious emission

Polarization: *Vertical*

EUT : W6M21405-14188

Power : 3.7Va.c.

M/N:

Distance: 3m

Test Mode : 656MHz

Note :

| Mk. | Frequency (MHz) | Reading (dBm) | Detector | Corr. factor (dB) | Result (dBm) | Limit (dBm) | Ant.Pos (cm) | Tab.Pos (deg.) | Margin (dB) | Comment |
|-----|-----------------|---------------|----------|-------------------|--------------|-------------|--------------|----------------|-------------|---------|
| | 97.7956 | -89.75 | peak | 22.16 | -67.59 | -13.00 | 150 | 250 | -54.59 | |
| * | 159.4590 | -90.40 | peak | 23.06 | -67.34 | -13.00 | 150 | 100 | -54.34 | |



Radiated Emission Measurement

Operator: Rick

File :2

Data :#1

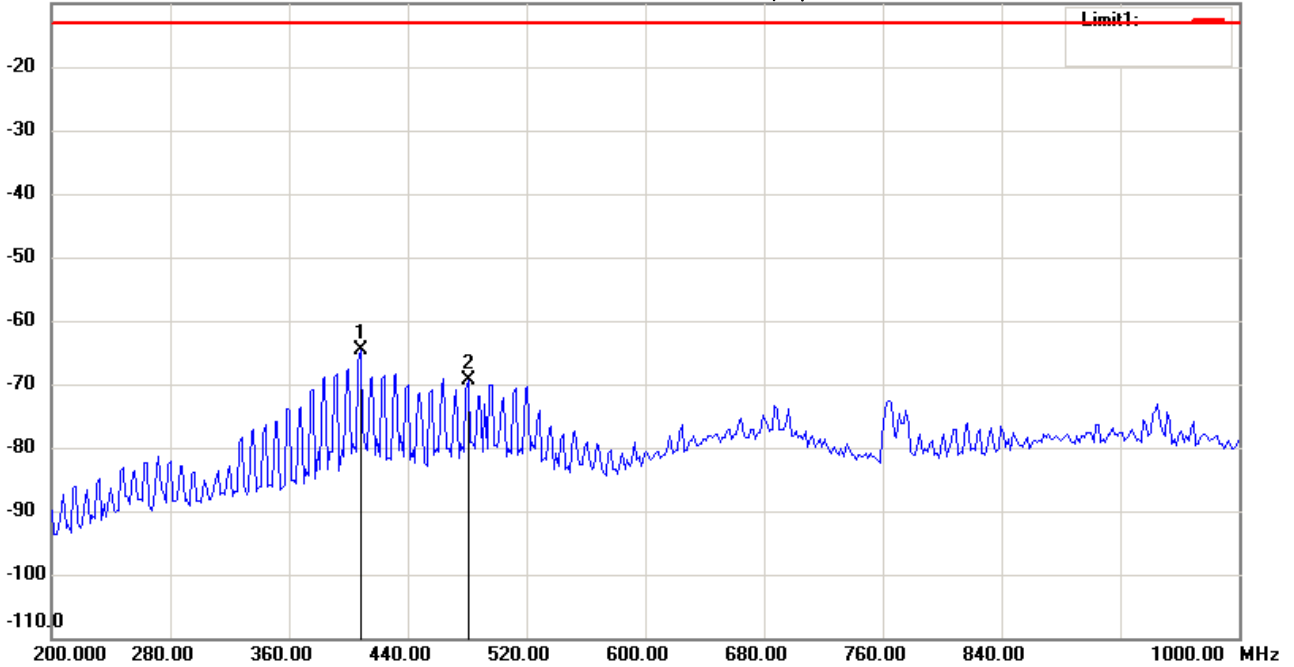
Date: 2015/2/15

Temperature:24 °C

-10.0 dBm

Time: 下午 05:16:20

Humidity:60 %



Site : Chamber

Condition : FCC 74.861 spurious emission

Polarization: *Horizontal*

EUT : W6M21405-14188

Power : 3.7Va.c.

M/N:

Distance: 3m

Test Mode : 656MHz

Note :

| Mk. | Frequency (MHz) | Reading (dBm) | Detector | Corr. factor (dB) | Result (dBm) | Limit (dBm) | Ant.Pos (cm) | Tab.Pos (deg.) | Margin (dB) | Comment |
|-----|-----------------|---------------|----------|-------------------|--------------|-------------|--------------|----------------|-------------|---------|
| * | 408.4168 | -55.42 | peak | -9.24 | -64.66 | -13.00 | 150 | 300 | -51.66 | |
| | 480.5611 | -60.01 | peak | -9.30 | -69.31 | -13.00 | 150 | 120 | -56.31 | |



Radiated Emission Measurement

Operator: Rick

File :2

Data :#2

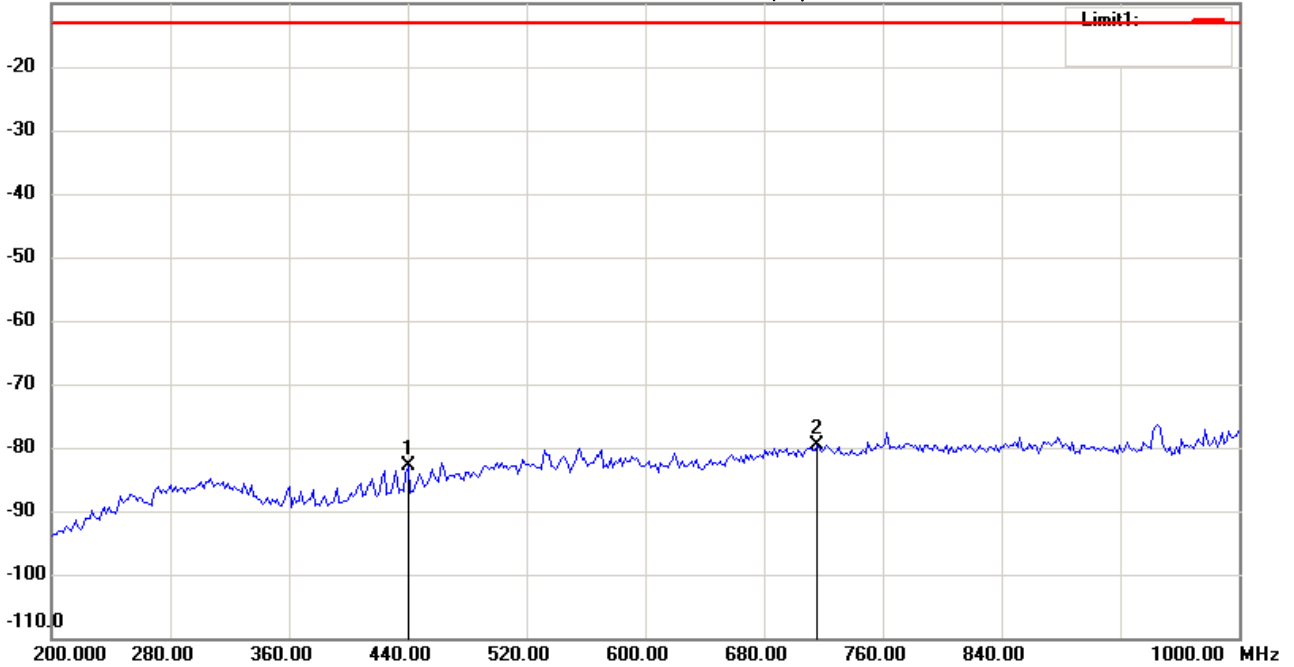
Date: 2015/2/15

Temperature:24 °C

-10.0 dBm

Time: 下午 05:18:16

Humidity:60 %



Site : Chamber

Condition : FCC 74.861 spurious emission

Polarization: **Vertical**

EUT : W6M21405-14188

Power : 3.7Va.c.

M/N:

Distance: 3m

Test Mode : 656MHz

Note :

| Mk. | Frequency (MHz) | Reading (dBm) | Detector | Corr. factor (dB) | Result (dBm) | Limit (dBm) | Ant.Pos (cm) | Tab.Pos (deg.) | Margin (dB) | Comment |
|-----|-----------------|---------------|----------|-------------------|--------------|-------------|--------------|----------------|-------------|---------|
| | 440.4810 | -72.12 | peak | -10.69 | -82.81 | -13.00 | 150 | 100 | -69.81 | |
| * | 716.2325 | -76.13 | peak | -3.54 | -79.67 | -13.00 | 150 | 250 | -66.67 | |



Radiated Emission Measurement

Operator: Rick

File :3

Data :#1

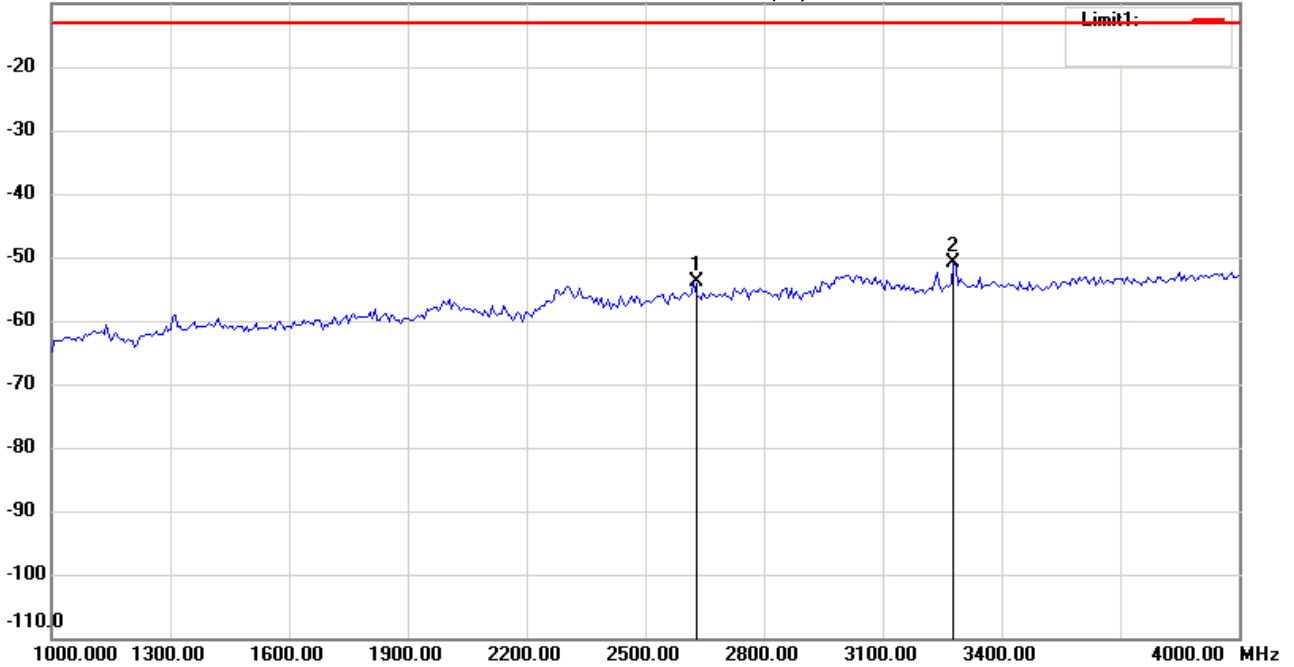
Date: 2015/2/15

Temperature:24 °C

-10.0 dBm

Time: 下午 05:29:05

Humidity:60 %



Site : Chamber

Condition : FCC 74.861 spurious emission

Polarization: *Horizontal*

EUT : W6M21405-14188

Power : 3.7Va.c.

M/N:

Distance: 3m

Test Mode : 656MHz

Note :

| Mk. | Frequency (MHz) | Reading (dBm) | Detector | Corr. factor (dB) | Result (dBm) | Limit (dBm) | Ant.Pos (cm) | Tab.Pos (deg.) | Margin (dB) | Comment |
|-----|-----------------|---------------|----------|-------------------|--------------|-------------|--------------|----------------|-------------|---------|
| | 2623.247 | -59.81 | peak | 5.91 | -53.90 | -13.00 | 150 | 140 | -40.90 | |
| * | 3278.557 | -58.15 | peak | 7.29 | -50.86 | -13.00 | 150 | 300 | -37.86 | |



Radiated Emission Measurement

Operator: Rick

File :3

Data :#3

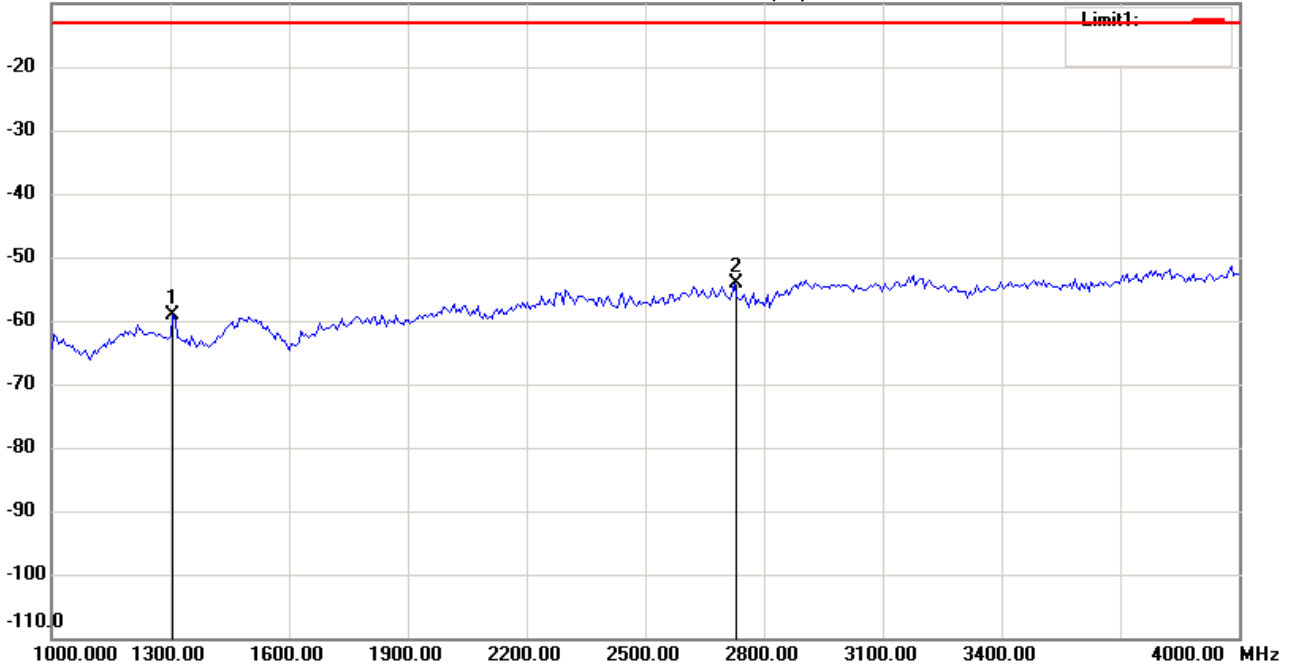
Date: 2015/2/15

Temperature:24 °C

-10.0 dBm

Time: 下午 05:22:51

Humidity:60 %



Site : Chamber

Condition : FCC 74.861 spurious emission

Polarization: **Vertical**

EUT : W6M21405-14188

Power : 3.7Va.c.

M/N:

Distance: 3m

Test Mode : 656MHz

Note :

| Mk. | Frequency (MHz) | Reading (dBm) | Detector | Corr. factor (dB) | Result (dBm) | Limit (dBm) | Ant.Pos (cm) | Tab.Pos (deg.) | Margin (dB) | Comment |
|-----|-----------------|---------------|----------|-------------------|--------------|-------------|--------------|----------------|-------------|---------|
| | 1306.613 | -57.91 | peak | -1.24 | -59.15 | -13.00 | 150 | 100 | -46.15 | |
| * | 2725.451 | -59.97 | peak | 5.94 | -54.03 | -13.00 | 150 | 250 | -41.03 | |



Radiated Emission Measurement

Operator: Rick

File :3

Data :#2

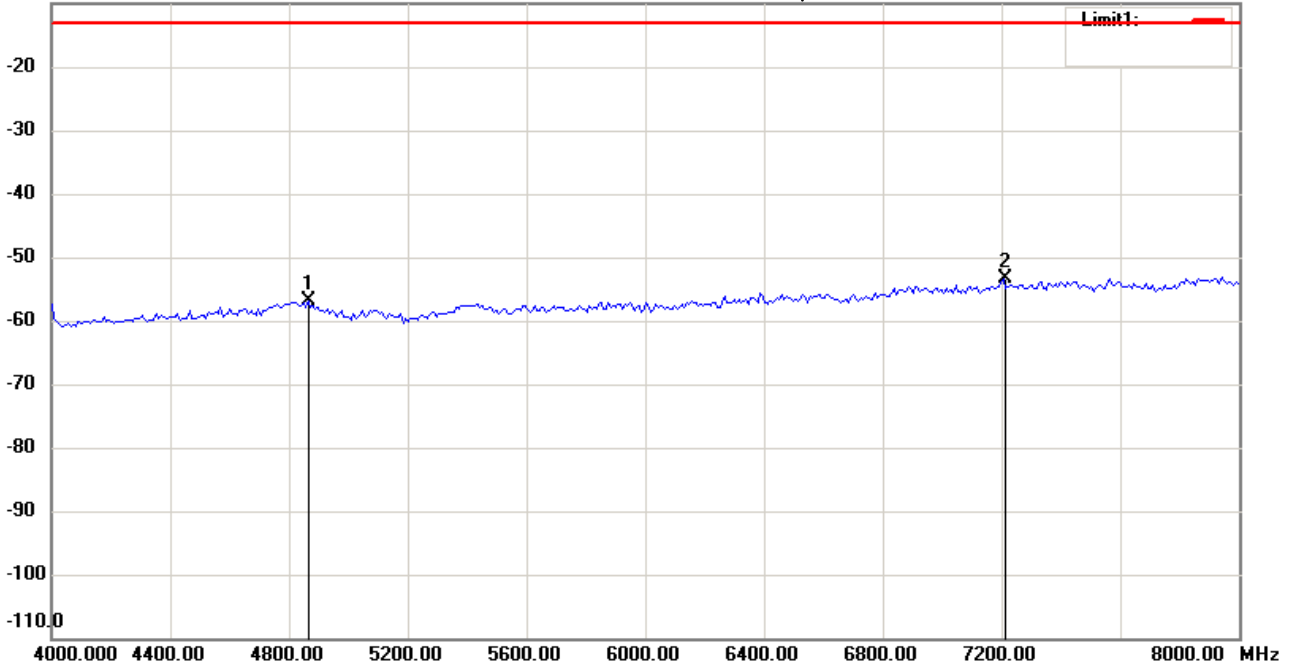
Date: 2015/2/24

Temperature:24 °C

-10.0 dBm

Time: 上午 10:13:19

Humidity:60 %



Site : Chamber

Condition : FCC 74.861 spurious emission

Polarization: *Horizontal*

EUT : W6M21405-14188

Power : 3.7Va.c.

M/N:

Distance: 3m

Test Mode : 656MHz

Note :

| Mk. | Frequency (MHz) | Reading (dBm) | Detector | Corr. factor (dB) | Result (dBm) | Limit (dBm) | Ant.Pos (cm) | Tab.Pos (deg.) | Margin (dB) | Comment |
|-----|-----------------|---------------|----------|-------------------|--------------|-------------|--------------|----------------|-------------|---------|
| | 4865.731 | -66.27 | peak | 9.30 | -56.97 | -13.00 | 150 | 100 | -43.97 | |
| * | 7206.413 | -64.40 | peak | 11.11 | -53.29 | -13.00 | 150 | 230 | -40.29 | |



Radiated Emission Measurement

Operator: Rick

File :3

Data :#4

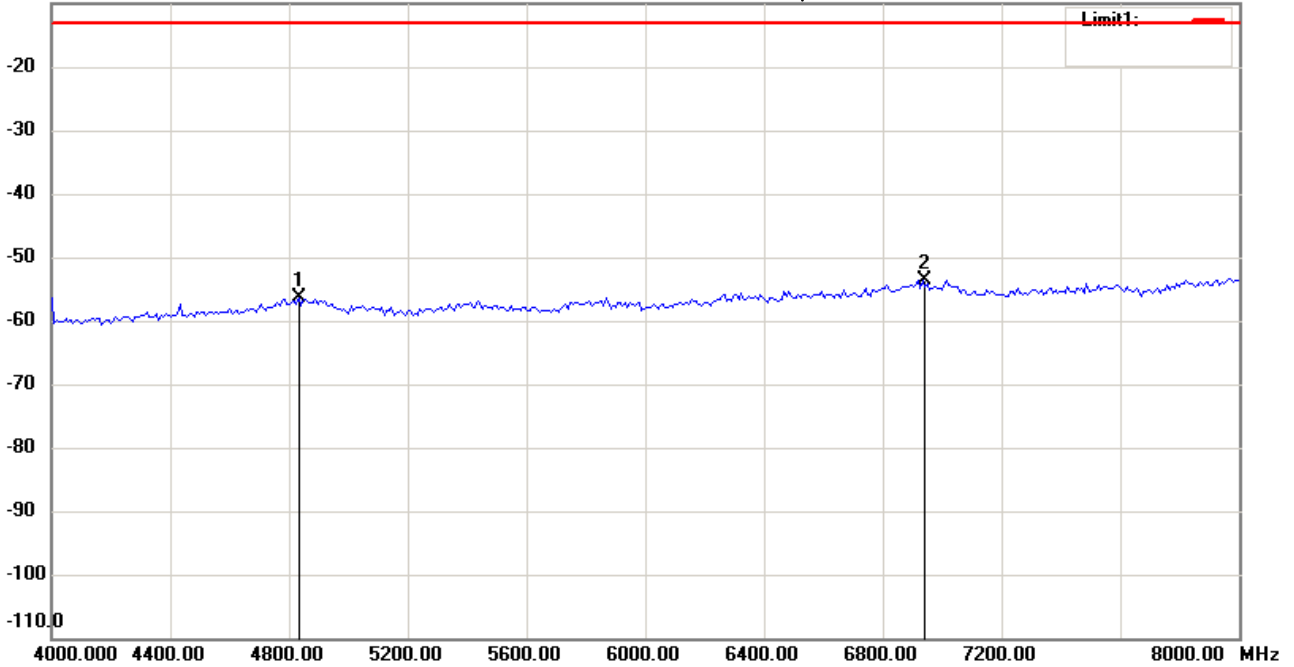
Date: 2015/2/24

Temperature:24 °C

-10.0 dBm

Time: 上午 10:12:57

Humidity:60 %



Site : Chamber

Condition : FCC 74.861 spurious emission

Polarization: *Vertical*

EUT : W6M21405-14188

Power : 3.7Va.c.

M/N:

Distance: 3m

Test Mode : 656MHz

Note :

| Mk. | Frequency (MHz) | Reading (dBm) | Detector | Corr. factor (dB) | Result (dBm) | Limit (dBm) | Ant.Pos (cm) | Tab.Pos (deg.) | Margin (dB) | Comment |
|-----|-----------------|---------------|----------|-------------------|--------------|-------------|--------------|----------------|-------------|---------|
| | 4833.667 | -66.06 | peak | 9.80 | -56.26 | -13.00 | 150 | 100 | -43.26 | |
| * | 6933.868 | -65.61 | peak | 11.95 | -53.66 | -13.00 | 150 | 250 | -40.66 | |



Radiated Emission Measurement

Operator: Rick

File :1

Data :#1

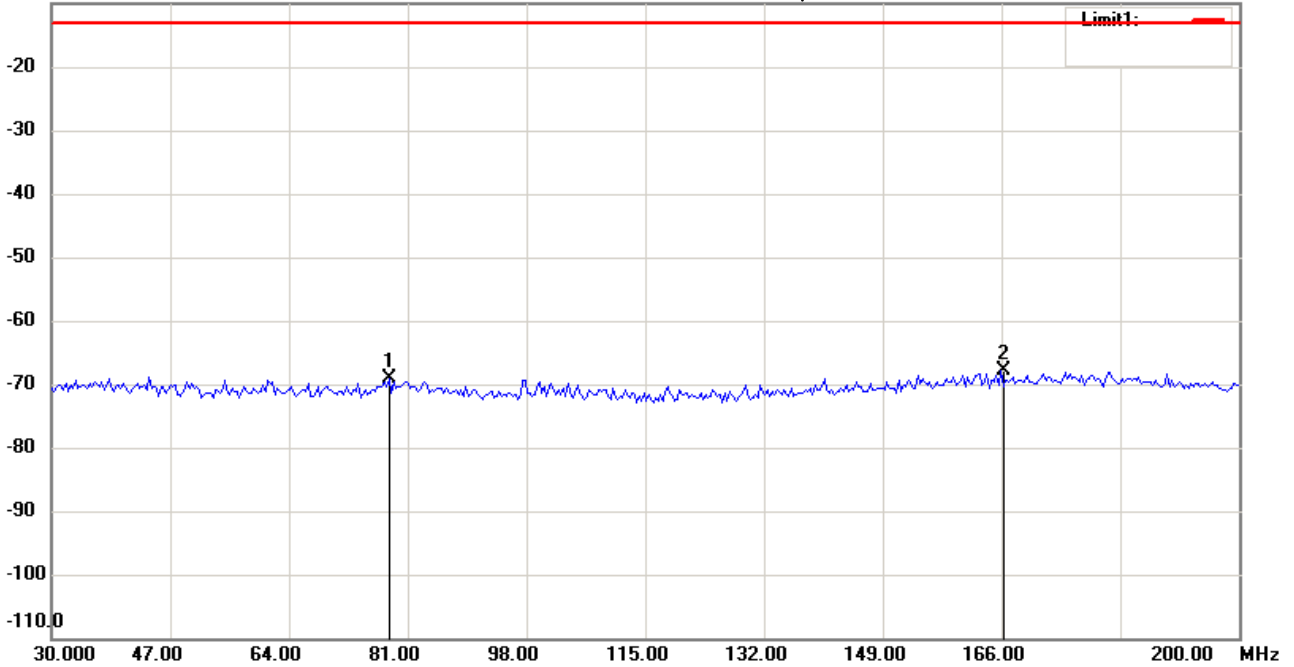
Date: 2015/2/24

Temperature:24 °C

-10.0 dBm

Time: 上午 10:27:58

Humidity:60 %



Site : Chamber

Condition : FCC 74.861 spurious emission

Polarization: *Horizontal*

EUT : W6M21405-14188

Power : 3.7Va.c.

M/N:

Distance: 3m

Test Mode : 697.9MHz

Note :

| Mk. | Frequency (MHz) | Reading (dBm) | Detector | Corr. factor (dB) | Result (dBm) | Limit (dBm) | Ant.Pos (cm) | Tab.Pos (deg.) | Margin (dB) | Comment |
|-----|-----------------|---------------|----------|-------------------|--------------|-------------|--------------|----------------|-------------|---------|
| | 78.3768 | -90.94 | peak | 21.89 | -69.05 | -13.00 | 150 | 100 | -56.05 | |
| * | 165.9320 | -90.53 | peak | 22.57 | -67.96 | -13.00 | 150 | 250 | -54.96 | |



Radiated Emission Measurement

Operator: Rick

File :1

Data :#2

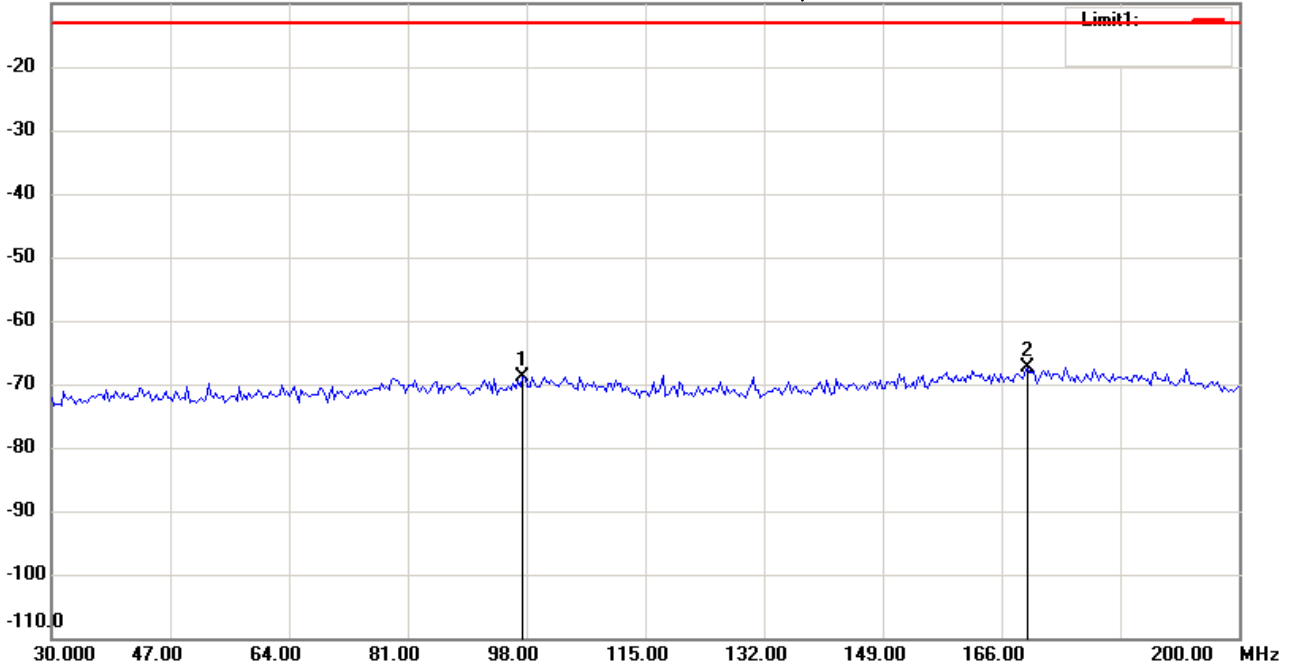
Date: 2015/2/24

Temperature:24 °C

-10.0 dBm

Time: 上午 10:28:11

Humidity:60 %



Site : Chamber

Condition : FCC 74.861 spurious emission

Polarization: *Vertical*

EUT : W6M21405-14188

Power : 3.7Va.c.

M/N:

Distance: 3m

Test Mode : 697.9MHz

Note :

| Mk. | Frequency (MHz) | Reading (dBm) | Detector | Corr. factor (dB) | Result (dBm) | Limit (dBm) | Ant.Pos (cm) | Tab.Pos (deg.) | Margin (dB) | Comment |
|-----|-----------------|---------------|----------|-------------------|--------------|-------------|--------------|----------------|-------------|---------|
| | 97.4548 | -90.98 | peak | 22.12 | -68.86 | -13.00 | 150 | 200 | -55.86 | |
| * | 169.6793 | -90.53 | peak | 23.18 | -67.35 | -13.00 | 150 | 110 | -54.35 | |



Radiated Emission Measurement

Operator: Rick

File :2

Data :#1

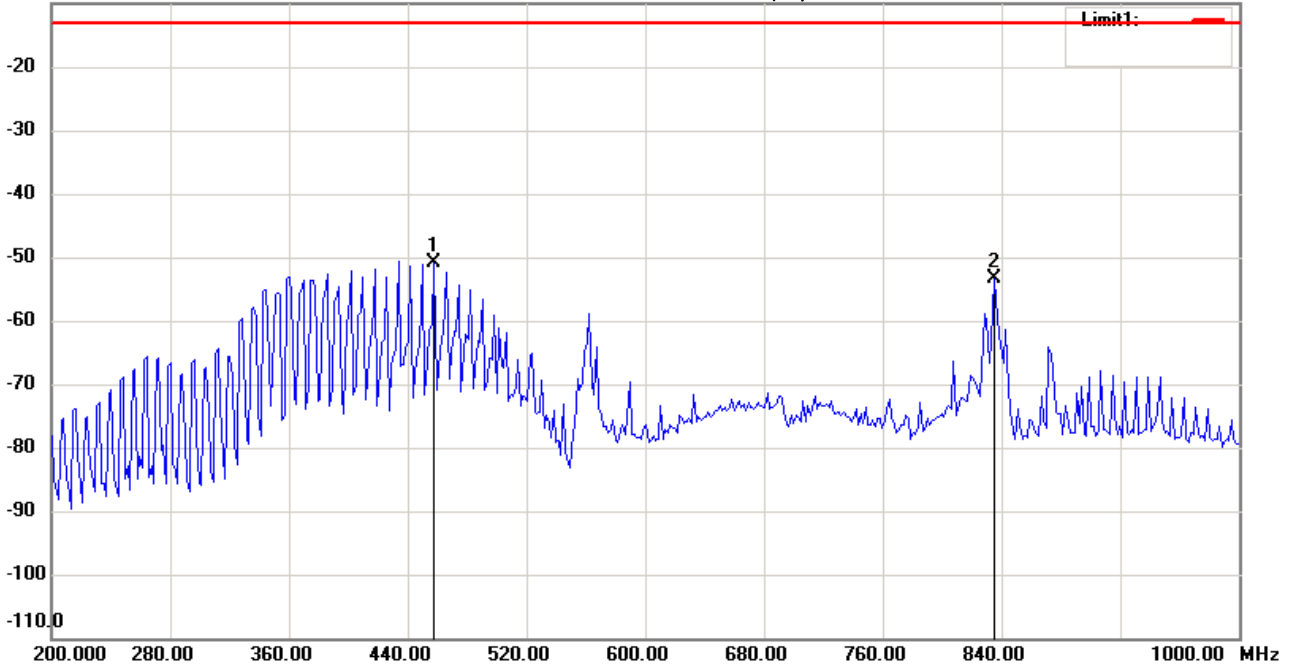
Date: 2015/2/15

Temperature:24 °C

-10.0 dBm

Time: 下午 05:02:57

Humidity:60 %



Site : Chamber

Condition : FCC 74.861 spurious emission

Polarization: *Horizontal*

EUT : W6M21405-14188

Power : 3.7Va.c.

M/N:

Distance: 3m

Test Mode : 697.9MHz

Note :

| Mk. | Frequency (MHz) | Reading (dBm) | Detector | Corr. factor (dB) | Result (dBm) | Limit (dBm) | Ant.Pos (cm) | Tab.Pos (deg.) | Margin (dB) | Comment |
|-----|-----------------|---------------|----------|-------------------|--------------|-------------|--------------|----------------|-------------|---------|
| * | 458.1162 | -41.87 | peak | -9.00 | -50.87 | -13.00 | 150 | 320 | -37.87 | |
| | 834.8696 | -49.97 | peak | -3.38 | -53.35 | -13.00 | 150 | 110 | -40.35 | |



Radiated Emission Measurement

Operator: Rick

File :2

Data :#2

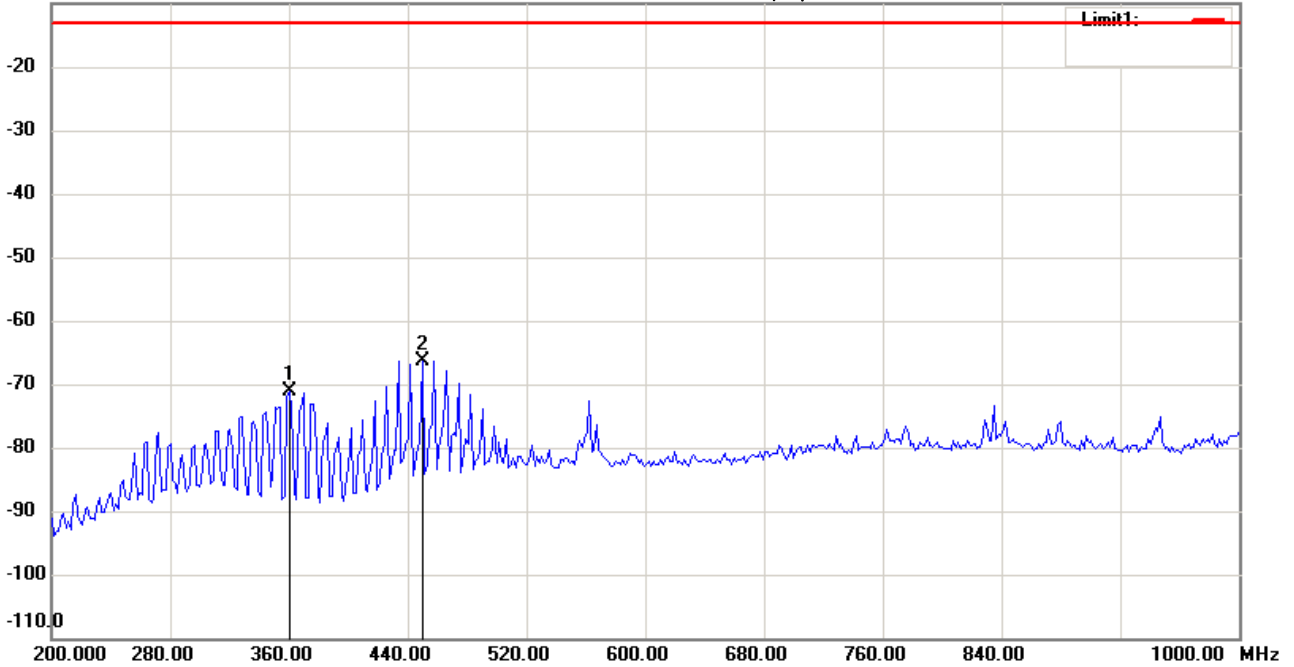
Date: 2015/2/15

Temperature:24 °C

-10.0 dBm

Time: 下午 05:05:13

Humidity:60 %



Site : Chamber

Condition : FCC 74.861 spurious emission

Polarization: *Vertical*

EUT : W6M21405-14188

Power : 3.7Va.c.

M/N:

Distance: 3m

Test Mode : 697.9MHz

Note :

| Mk. | Frequency (MHz) | Reading (dBm) | Detector | Corr. factor (dB) | Result (dBm) | Limit (dBm) | Ant.Pos (cm) | Tab.Pos (deg.) | Margin (dB) | Comment |
|-----|-----------------|---------------|----------|-------------------|--------------|-------------|--------------|----------------|-------------|---------|
| | 360.3206 | -58.90 | peak | -12.31 | -71.21 | -13.00 | 150 | 120 | -58.21 | |
| * | 450.1002 | -56.43 | peak | -9.84 | -66.27 | -13.00 | 150 | 300 | -53.27 | |



Radiated Emission Measurement

Operator: Rick

File :3

Data :#3

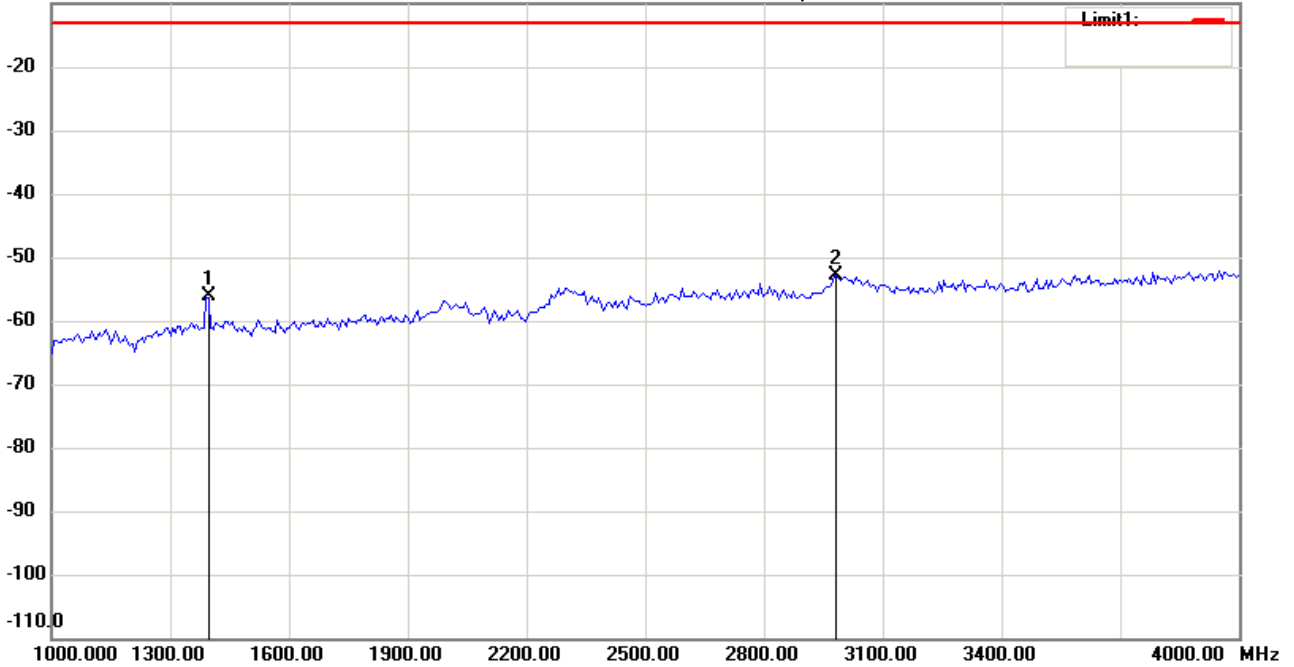
Date: 2015/2/24

Temperature:24 °C

-10.0 dBm

Time: 上午 09:39:18

Humidity:60 %



Site : Chamber

Condition : FCC 74.861 spurious emission

Polarization: *Horizontal*

EUT : W6M21405-14188

Power : 3.7Va.c.

M/N:

Distance: 3m

Test Mode : 697.9MHz

Note :

| Mk. | Frequency (MHz) | Reading (dBm) | Detector | Corr. factor (dB) | Result (dBm) | Limit (dBm) | Ant.Pos (cm) | Tab.Pos (deg.) | Margin (dB) | Comment |
|-----|-----------------|---------------|----------|-------------------|--------------|-------------|--------------|----------------|-------------|---------|
| | 1390.782 | -57.09 | peak | 1.02 | -56.07 | -13.00 | 150 | 300 | -43.07 | |
| * | 2977.956 | -60.82 | peak | 7.87 | -52.95 | -13.00 | 150 | 120 | -39.95 | |



Radiated Emission Measurement

Operator: Rick

File :3

Data :#1

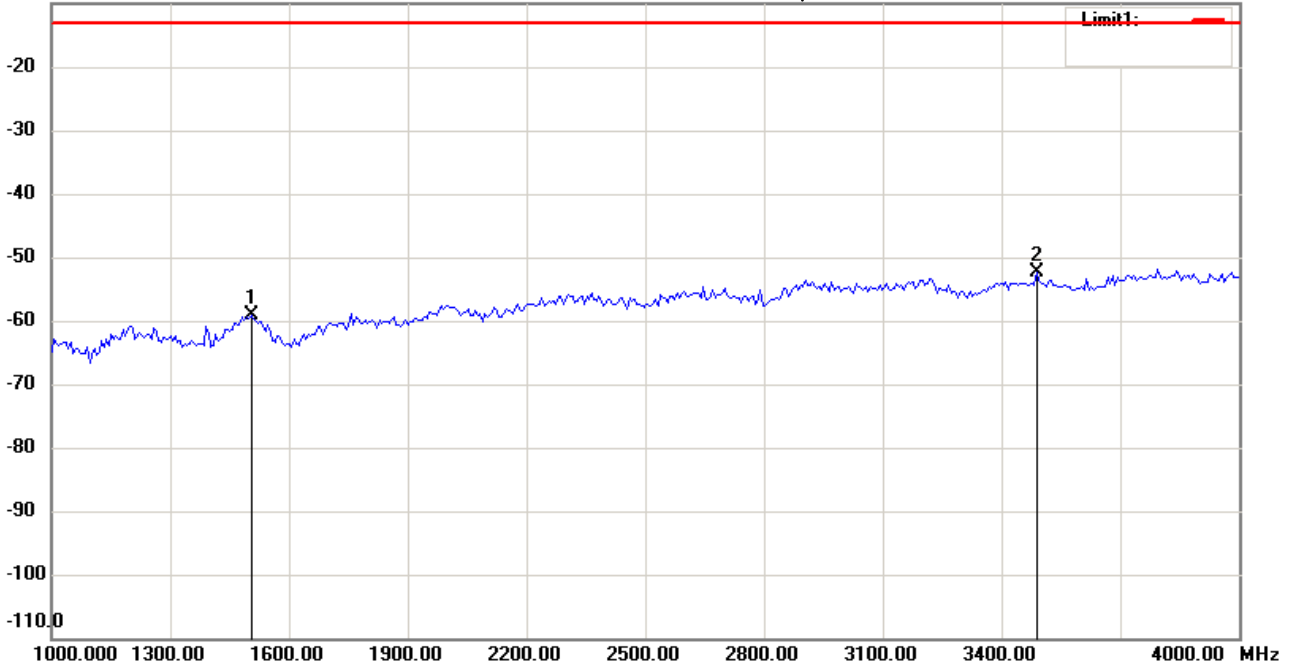
Date: 2015/2/24

Temperature:24 °C

-10.0 dBm

Time: 上午 09:36:37

Humidity:60 %



Site : Chamber

Condition : FCC 74.861 spurious emission

Polarization: *Vertical*

EUT : W6M21405-14188

Power : 3.7Va.c.

M/N:

Distance: 3m

Test Mode : 697.9MHz

Note :

| Mk. | Frequency (MHz) | Reading (dBm) | Detector | Corr. factor (dB) | Result (dBm) | Limit (dBm) | Ant.Pos (cm) | Tab.Pos (deg.) | Margin (dB) | Comment |
|-----|-----------------|---------------|----------|-------------------|--------------|-------------|--------------|----------------|-------------|---------|
| | 1505.010 | -61.18 | peak | 1.98 | -59.20 | -13.00 | 150 | 300 | -46.20 | |
| * | 3488.978 | -60.58 | peak | 8.33 | -52.25 | -13.00 | 150 | 210 | -39.25 | |



Radiated Emission Measurement

Operator: Rick

File :3

Data :#4

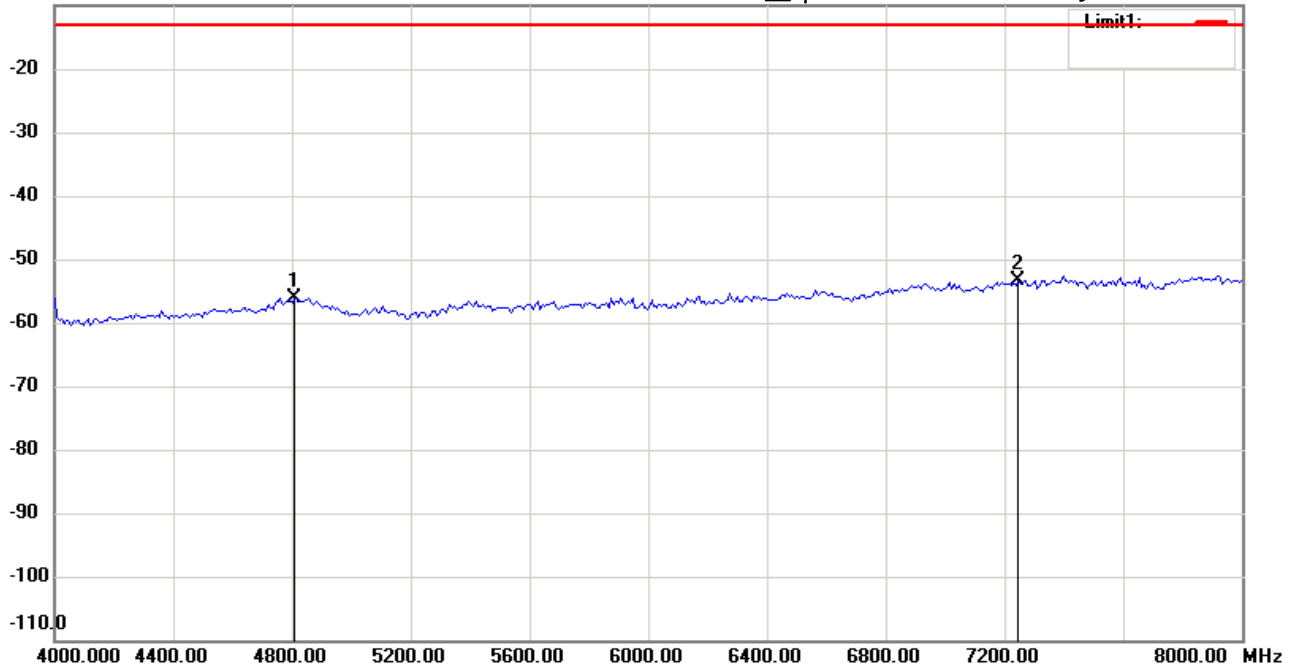
Date: 2015/2/24

Temperature:24 °C

-10.0 dBm

Time: 上午 09:40:29

Humidity:60 %



Site : Chamber

Condition : FCC 74.861 spurious emission

Polarization: *Horizontal*

EUT : W6M21405-14188

Power : 3.7Va.c.

M/N:

Distance: 3m

Test Mode : 697.9MHz

Note :

| Mk. | Frequency (MHz) | Reading (dBm) | Detector | Corr. factor (dB) | Result (dBm) | Limit (dBm) | Ant.Pos (cm) | Tab.Pos (deg.) | Margin (dB) | Comment |
|-----|-----------------|---------------|----------|-------------------|--------------|-------------|--------------|----------------|-------------|---------|
| | 4809.619 | -65.80 | peak | 9.80 | -56.00 | -13.00 | 150 | 110 | -43.00 | |
| * | 7246.493 | -64.33 | peak | 10.92 | -53.41 | -13.00 | 150 | 250 | -40.41 | |



Radiated Emission Measurement

Operator: Rick

File :3

Data :#2

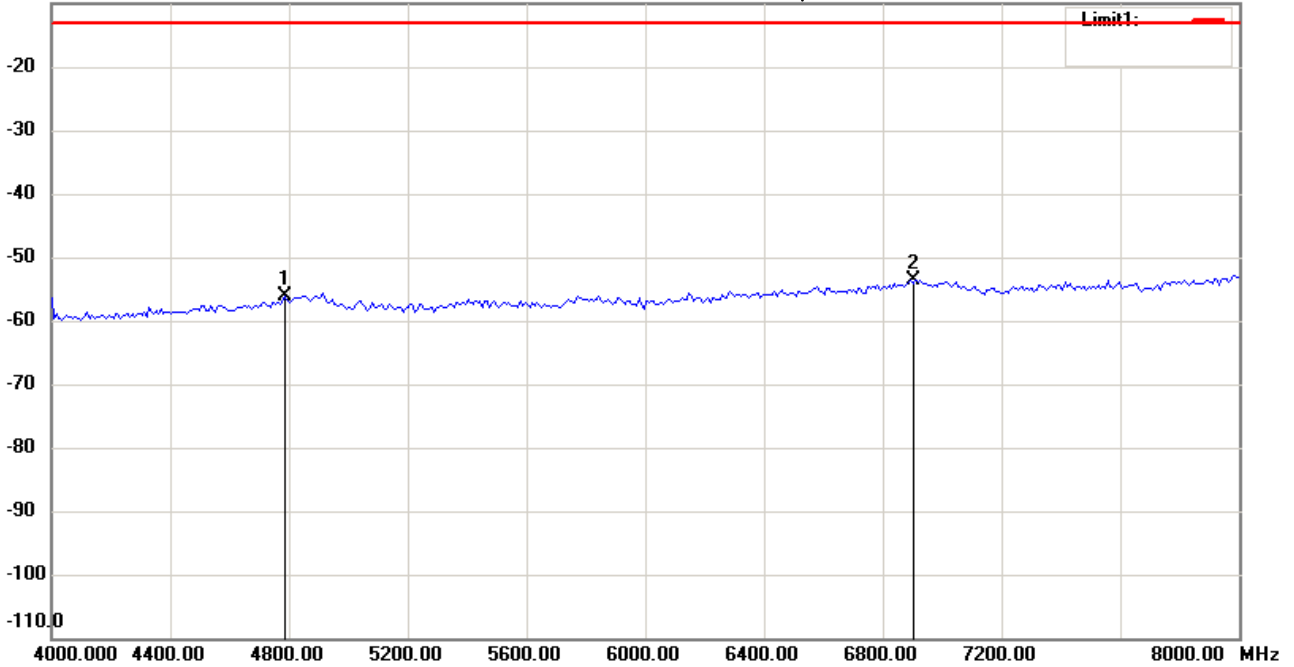
Date: 2015/2/24

Temperature:24 °C

-10.0 dBm

Time: 上午 09:37:39

Humidity:60 %



Site : Chamber

Condition : FCC 74.861 spurious emission

Polarization: **Vertical**

EUT : W6M21405-14188

Power : 3.7Va.c.

M/N:

Distance: 3m

Test Mode : 697.9MHz

Note :

| Mk. | Frequency (MHz) | Reading (dBm) | Detector | Corr. factor (dB) | Result (dBm) | Limit (dBm) | Ant.Pos (cm) | Tab.Pos (deg.) | Margin (dB) | Comment |
|-----|-----------------|---------------|----------|-------------------|--------------|-------------|--------------|----------------|-------------|---------|
| | 4785.571 | -65.71 | peak | 9.58 | -56.13 | -13.00 | 150 | 250 | -43.13 | |
| * | 6893.788 | -65.72 | peak | 12.16 | -53.56 | -13.00 | 150 | 100 | -40.56 | |