

**FCC PART 15 SUBPART C TEST REPORT**

**for**

**Handheld Transmitter Microphone**

**Model No.: ACT-32H**

**FCC ID: M5X-ACT32H18A**

**of**

**Applicant: MIPRO Electronics Co., Ltd.**

**Address: 814 Pei-kang Road Chia-yi 600 Taiwan, R.O.C**

**Tested and Prepared**

**by**

**Worldwide Testing Services (Taiwan) Co., Ltd.**

**FCC Registration No.: TW1477, TW0020, TW1072**


**Industry Canada filed test laboratory Reg. No. IC 5679A-1, IC 5107A-1**

**A2LA Accredited No.: 2732.01**



**Report No.: W6D21803-17989-C-9**


6F, NO. 58, LANE 188, RUEY-KUANG RD., NEIHU TAIPEI 114, TAIWAN, R.O.C.  
TEL: 886-2-66068877 FAX: 886-2-66068879 E-mail: [wts@wts-lab.com](mailto:wts@wts-lab.com)



Registration number: W6D21803-17989-C-9  
FCC ID: M5X-ACT32H18A

## **TABLE OF CONTENTS**

<b>1</b>	<b>GENERAL INFORMATION</b> .....	<b>2</b>
1.1	NOTES.....	2
1.2	TESTING LABORATORY .....	3
1.2.1	<i>Location</i> .....	3
1.2.2	<i>Details of accreditation status</i> .....	3
1.3	DETAILS OF APPROVAL HOLDER.....	3
1.4	APPLICATION DETAILS .....	4
1.5	GENERAL INFORMATION OF TEST ITEM.....	4
1.6	TEST STANDARDS.....	4
<b>2</b>	<b>TECHNICAL TEST</b> .....	<b>5</b>
2.1	SUMMARY OF TEST RESULTS .....	5
2.2	TEST ENVIRONMENT .....	5
2.3	TEST EQUIPMENT LIST.....	6
2.4	GENERAL TEST PROCEDURE .....	8
<b>3</b>	<b>TEST RESULTS (ENCLOSURE)</b> .....	<b>9</b>
3.1	PEAK OUTPUT POWER (TRANSMITTER).....	10
3.2	EQUIVALENT ISOTROPIC RADIATED POWER.....	16
3.3	RF EXPOSURE COMPLIANCE REQUIREMENTS .....	16
3.4	OUT OF BAND RADIATED EMISSIONS.....	16
3.5	SPURIOUS EMISSION (TX) .....	17
3.6	RADIATED EMISSIONS FROM DIGITAL PART .....	19
3.7	RADIATED EMISSION ON THE BAND EDGE .....	20
3.8	POWER LINE CONDUCTED EMISSION .....	24
	<b>APPENDIX</b> .....	<b>24</b>



# Worldwide Testing Services(Taiwan) Co., Ltd.

Registration number: W6D21803-17989-C-9  
FCC ID: M5X-ACT32H18A

## 1 General Information

### **1.1 Notes**

The purpose of conformity testing is to increase the probability of adherence to the essential requirements or conformity specifications, as appropriate.

The complexity of the technical specifications, however, means that full and thorough testing is impractical for both technical and economic reasons.

Furthermore, there is no guarantee that a test sample which has passed all the relevant tests conforms to a specification.


Neither is there any guarantee that such a test sample will interwork with other genuinely open systems. The existence of the tests nevertheless provides the confidence that the test sample possesses the qualities as maintained and that its performance generally conforms to representative cases of communications equipment.

The test results of this test report relate exclusively to the item tested as specified in 1.5.

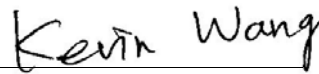
The test report may only be reproduced or published in full.


Reproduction or publication of extracts from the report requires the prior written approval of the Worldwide Testing Services(Taiwan) Co., Ltd.

### **Tester:**

April 10, 2018	Robert Ren	
_____	_____	_____
Date	WTS-Lab. Name	Signature

### **Technical responsibility for area of testing:**

April 10, 2018	Kevin Wang	
_____	_____	_____
Date	WTS Name	Signature



# **Worldwide Testing Services(Taiwan) Co., Ltd.**

Registration number: W6D21803-17989-C-9

FCC ID: M5X-ACT32H18A

## **1.2 Testing laboratory**

### **1.2.1 Location**

OATS

No.5-1, Lishui, Shuang Sing Village,  
Wanli Dist., New Taipei City 207,  
Taiwan (R.O.C.)

3 meter semi-anechoic chamber

No.35, Aly. 21, Ln. 228, Ankang Rd., Neihu Dist., Taipei City 114, Taiwan (R.O.C.)

TEL:886-2-6613-0228

FAX:886-2-2791-5046

Company

Worldwide Testing Services(Taiwan) Co., Ltd.

6F, NO. 58, LANE 188, RUEY-KUANG RD.

NEIHU, TAIPEI 114, TAIWAN R.O.C.

Tel : 886-2-66068877

Fax : 886-2-66068879

### **1.2.2 Details of accreditation status**

**Accredited testing laboratory**

**A2LA accredited number: 2730.01**

**FCC filed test laboratory Reg. No. TW1477, TW0020, TW1072**

**Industry Canada filed test laboratory Reg. No. IC 5679A-1, IC 5107A-1**

**Test location, where different from Worldwide Testing Services (Taiwan) Co., Ltd. :**

Name: ./.

Accredited number: ./.


Street: ./.

Town: ./.

Country: ./.

Telephone: ./.

Fax: ./.



Registration number: W6D21803-17989-C-9

FCC ID: M5X-ACT32H18A

### **1.3 Details of approval holder**

Name: MIPRO Electronics Co., Ltd.  
Street: 814 Pei-kang Road  
Town: Chia-yi 600  
Country: Taiwan, R.O.C  
Telephone: +886-5-238-0809  
Fax: +886-5-238-0803

### **1.4 Application details**

Date of receipt of test item: April 29, 2016  
Date of test: From May 03, 2016 to May 06, 2016

### **1.5 General information of Test item**

Type of test item: Handheld Transmitter Microphone  
Model Number: ACT-32H  
Multi-listing model number: ACT-30H, ACT-3XXXX(X=0~9, A~Z,a~z or blank),  
ACT-5XXXX(X=0~9, A~Z,a~z or blank)  
Brand Name: MIPRO  
Photos: see Annex

### **Technical data**


Frequency band: 902-928 MHz  
Operation Frequency: 902-928 MHz  
Frequency 1: 902.4 MHz  
Frequency 2: 915 MHz  
Frequency 3: 927.6 MHz  
Operation modes: simplex  
Modulation Type: FM  
Antenna type: Build in Antenna  
Power supply: Battery AA3 (1.5V\*2)

### **Manufacturer: (if different from applicant)**

Name: ./.  
Street: ./.  
Town: ./.  
Country: ./.  
Additional information: ./.

### **1.6 Test standards**

Technical standard : FCC RULES PART 15 SUBPART C § 15.249 (2017-10)



Registration number: W6D21803-17989-C-9  
FCC ID: M5X-ACT32H18A

## **2 Technical test**

### **2.1 Summary of test results**


No deviations from the technical specification(s) were ascertained in the course of the tests performed.

**or**

The deviations as specified in 2.5 were ascertained in the course of the tests performed.

### **2.2 Test environment**

Temperature:	23 °C
Relative humidity content:	20 ... 75 %
Air pressure:	86 ... 103 kPa
Details Power supply:	Battery AA3 (1.5V*2)
Extreme conditions parameters:	Not required




# Worldwide Testing Services(Taiwan) Co., Ltd.

Registration number: W6D21803-17989-C-9

FCC ID: M5X-ACT32H18A

## 2.3 Test Equipment List

No.	Test equipment	Type	Serial No.	Manufacturer	Cal. Date	Next Cal. Date
ETSTW-CE 001	EMI TEST RECEIVER	ESHS10	842121/013	R&S	2015/9/4	2016/9/3
ETSTW-CE 003	AC POWER SOURCE	APS-9102	D161137	GW	Function Test	
ETSTW-CE 008	HF-EICHLEITUNG RF STEP ATTENUATOR 139dB DPSP	334.6010.02	844581/024	R&S	Function Test	
ETSTW-CE 009	TEMP.&HUMIDITY CHAMBER	GTH-225-40-1P-U	MAA0305-009	GIANT FORCE	2015/7/13	2016/7/12
ETSTW-CE 016	TWO-LINE V-NETWORK	ENV216	100050	R&S	2015/9/7	2016/9/6
ETSTW-RE 003	EMI TEST RECEIVER	ESI 26	831438/001	R&S	2015/8/14	2016/8/13
ETSTW-RE 004	EMI TEST RECEIVER	ESI 40	832427/004	R&S	2015/9/4	2016/9/3
ETSTW-RE 005	EMI TEST RECEIVER	ESVS10	843207/020	R&S	2015/8/14	2016/8/13
ETSTW-RE 012	TUNABLE BANDREJECT FILTER	D.C 0309	146	K&L	Function Test	
ETSTW-RE 013	TUNABLE BANDREJECT FILTER	D.C 0336	397	K&L	Function Test	
ETSTW-RE 018	MICROWAVE HORN ANTENNA	AT4560	27212	AR	2015/6/22	2016/6/21
ETSTW-RE 027	Passive Loop Antenna	6512	00034563	ETS-Lindgren	2015/6/16	2016/6/15
ETSTW-RE 030	Double-Ridged Guide Horn Antenna	3117	00035224	ETS-Lindgren	2016/3/23	2017/3/22
ETSTW-RE 042	Biconical Antenna	HK116	100172	R&S	2016/1/25	2017/1/24
ETSTW-RE 043	Log-Periodic Dipole Antenna	HL223	100166	R&S	2016/3/28	2017/3/27
ETSTW-RE 044	Log-Periodic Antenna	HL050	100094	R&S	2016/4/14	2017/4/13
ETSTW-RE 045	ESA-E SERIES SPECTRUM ANALYZER	E4404B	MY45111242	Agilent	Pre-test Use	
ETSTW-RE 050	Attenuator 10dB	50HF-010-1	None	JFW	2016/2/25	2017/2/24
ETSTW-RE 051	Attenuator 6dB	50HF-006-1	None	JFW	2016/2/25	2017/2/24
ETSTW-RE 053	Attenuator 3dB	50HF-003-1	None	JFW	2016/2/25	2017/2/24
ETSTW-RE 055	SPECTRUM ANALYZER	FSU 26	200074	R&S	2016/2/27	2017/2/26
ETSTW-RE 060	Attenuator 30dB	5015-30	F651012z-01	ATM	2016/2/25	2017/2/24
ETSTW-RE 062	Amplifier Module	CHC 2	None	KMIC	2016/4/13	2017/4/12
ETSTW-RE 064	Bluetooth Test Set	MT8852B-042	6K00005709	Anritsu	Function Test	
ETSTW-RE 069	Double-Ridged Guide Horn Antenna	3117	00069377	ETS-Lindgren	Function Test	
ETSTW-RE 072	CELL SITE TEST SET	8921A	3339A00375	HP	2015/9/6	2016/9/5
ETSTW-RE 088	SOLID STATE AMPLIFIER	KMA180265A01	99057	KMIC	2015/9/21	2016/9/20
ETSTW-RE 099	DC Block	50DB-007-1	None	JFW	2016/2/25	2017/2/24
ETSTW-RE 112	AC POWER SOURCE	TFC-1005	T-0A023536	T-Power	Function test	
ETSTW-RE 115	2.4GHz Notch Filter	N0124411	473874	MICROWAVE CIRCUITS	2016/1/13	2017/1/12
ETSTW-RE 120	RF Player	MP9200	MP9210-111022	ADIVIC	Function test	
ETSTW-RE 122	SIGNAL GENERATOR	SMF100A	102149	R&S	2015/6/8	2016/6/7
ETSTW-RE 125	5GHz Notch filter	5NSL11-5200/E221.3-O/O	1	K&L Microwave	2015/8/11	2016/8/10
ETSTW-RE 126	5GHz Notch filter	5NSL11-	1	K&L Microwave	2015/8/11	2016/8/10




# Worldwide Testing Services(Taiwan) Co., Ltd.

Registration number: W6D21803-17989-C-9

FCC ID: M5X-ACT32H18A

		5800/E221.3-O/O				
ETSTW-RE 127	RF Switch Box	RFS-01	None	WTS	2016/2/25	2017/2/24
ETSTW-RE 128	5.3GHz Notch filter	N0153001	SN487233	Microwave Circuits	2015/8/11	2016/8/10
ETSTW-RE 129	5.5GHz Notch filter	N0555984	SN487234	Microwave Circuits	2015/8/11	2016/8/10
ETSTW-RE 130	Handheld RF Spectrum Analyzer	N9340A	CN0147000204	Agilent	Pre-test Use	
ETSTW-RE 142	Amplifier	8447D	2805A03378	Agilent	2016/4/13	2017/4/12
ETSTW-RE 143	Humidity Temperature Meter	TES-1260	110104623	TES	2015/9/9	2016/9/8
ETSTW-RE 147	Bi-log Hybrid Antenna	MCTD 2786B	BLB16M04005	ETC	2016/3/31	2017/3/30
ETSTW-GSM 002	Universal Radio Communication Tester	CMU 200	109439	R&S	2016/3/4	2017/3/3
ETSTW-GSM 003	Radio Communication Analyzer	MT8820C	6201342073	Anritsu	2016/2/3	2017/2/2
ETSTW-GSM 019	Band Reject Filter	WRCTF824/849-822/851-40 /12+9SS	3	WI	2016/1/13	2017/1/12
ETSTW-GSM 020	Band Reject Filter	WRCD1747/1748-1743/1752-32/5SS	1	WI	2016/1/13	2017/1/12
ETSTW-GSM 021	Band Reject Filter	WRCD1879.5/1880.5-1875.5/1884.5-32/5SS	3	WI	2016/1/13	2017/1/12
ETSTW-GSM 022	Band Reject Filter	WRCT901.9/903.1-904.25-50/8SS	1	WI	2016/1/13	2017/1/12
ETSTW-GSM 023	Power Divider	4901.19.A	None	SUHNER	2015/9/16	2016/9/15
ETSTW-Cable 010	BNC Cable	5 M BNC Cable	None	JYE BAO CO.,LTD.	2015/9/11	2016/9/10
ETSTW-Cable 011	BNC Cable	BNC Cable 1	None	JYE BAO CO.,LTD.	Pre-test Use NCR	
ETSTW-Cable 012	N TYPE To SMA Cable	Cable 012	None	JYE BAO CO.,LTD.	2015/9/11	2016/9/10
ETSTW-Cable 016	BNC Cable	Switch Box	B Cable 1	Schwarz beck	2016/2/24	2017/2/23
ETSTW-Cable 017	BNC Cable	X Cable	B Cable 2	Schwarz beck	2016/2/24	2017/2/23
ETSTW-Cable 018	BNC Cable	Y Cable	B Cable 3	Schwarz beck	2016/2/24	2017/2/23
ETSTW-Cable 019	BNC Cable	Z Cable	B Cable 4	Schwarz beck	2016/2/24	2017/2/23
ETSTW-Cable 020	N TYPE Cable	OATS Cable 1	N30N30-L335-15M	JYE BAO CO.,LTD.	2016/4/22	2017/4/21
ETSTW-Cable 022	N TYPE Cable	5006	0002	JYE BAO CO.,LTD.	2016/4/7	2017/4/6
ETSTW-Cable 026	Microwave Cable	SUCOFLEX 104	279075	HUBER+SUHNER	2016/2/25	2017/2/24
ETSTW-Cable 027	Microwave Cable	SUCOFLEX 104	279083	HUBER+SUHNER	2015/5/14	2016/5/13
ETSTW-Cable 028	Microwave Cable	FA147A0015M2020	30064-2	UTIFLEX	2015/9/21	2016/9/20
ETSTW-Cable 029	Microwave Cable	FA147A0015M2020	30064-3	UTIFLEX	2015/9/21	2016/9/20
ETSTW-Cable 030	Microwave Cable	SUCOFLEX 104 (S Cable 9)	279067	HUBER+SUHNER	2016/2/25	2017/2/24
ETSTW-Cable 031	Microwave Cable	SUCOFLEX 104 (S Cable 10)	238092	HUBER+SUHNER	2016/4/13	2017/4/12
ETSTW-Cable 043	Microwave Cable	SUCOFLEX 104	317576	HUBER+SUHNER	2016/4/13	2017/4/12
ETSTW-Cable 048	Microwave Cable	SUCOFLEX 104	325518	HUBER+SUHNER	2016/4/13	2017/4/12
ETSTW-Cable 058	Microwave Cable	SUCOFLEX 104	none	HUBER+SUHNER	2016/4/7	2017/4/6
ETSTW-Cable 064	Microwave Cable	SUCOFLEX 104	MY28891	HUBER+SUHNER	2016/4/13	2017/4/12
WTSTW-SW 002	EMI TEST SOFTWARE	EZ EMC	None	Farad	Version ETS-03A1	





Registration number: W6D21803-17989-C-9  
FCC ID: M5X-ACT32H18A

## **2.4 General Test Procedure**

**POWER LINE CONDUCTED INTERFERENCE:** The procedure used was ANSI STANDARD C63.10-2013 6.2 using a 50 $\mu$ H LISN (if necessary). Both lines were observed. The bandwidth of the spectrum analyzer was 10 kHz with an appropriate sweep speed.

**RADIATION INTERFERENCE:** The test procedure used was according to ANSI STANDARD C63.10-2013 6.3 employing a spectrum analyzer. For investigated frequency is equal to or below 1GHz, the RBW and VBW of the spectrum analyzer was 100 kHz and 100kHz respectively with an appropriate sweep speed. For investigated frequency is above 1GHz, both of RBW and VBW of the spectrum analyzer were 1 MHz with an appropriate sweep speed. The analyzer was calibrated in dB above a microvolt at the output of the antenna.

**FORMULA OF CONVERSION FACTORS:** The Field Strength at 3m was established by adding the meter reading of the spectrum analyzer (which is set to read in units of dB $\mu$ V) to the antenna correction factor supplied by the antenna manufacturer. The antenna correction factors are stated in terms of dB.

Example:


Freq (MHz)      METER READING + ACF + CABLE LOSS (to the receiver) = FS  
33                      20 dB $\mu$ V + 10.36 dB + 6 dB = 36.36 dB $\mu$ V/m @3m

**ANSI STANDARD C63.10-2013 6.2.2 MEASUREMENT PROCEDURES:** The EUT was placed on a table 80 cm height and with dimensions of 1m by 1.5m (non metallic table). The EUT was placed in the centre of the table. The table used for radiated measurements is capable of continuous rotation. The spectrum was scanned from 30 MHz to 10<sup>th</sup> harmonic of the fundamental.

Peak readings were taken in three (3) orthogonal planes and the highest readings.

When an emission was found, the table was rotated to produce the maximum signal strength. At this point, the antenna was raised and lowered from 1m to 4m. The antenna was placed in both the horizontal and vertical planes.

**ANSI STANDARD C63.10-2013 B.2.7:** Any measurements that utilize special test software shall be indicated and referenced in the test report. During testing, test software 'EZ EMC' was used for setting up different operation modes.




Registration number: W6D21803-17989-C-9  
FCC ID: M5X-ACT32H18A

**3 Test results (enclosure)**

Test case	Para. Number	Required	Test passed	Test failed
Peak Output Power	15.249 (a)	<input checked="" type="checkbox"/>	<input checked="" type="checkbox"/>	<input type="checkbox"/>
Spurious Emissions radiated – Transmitter operating	15.249 (e)	<input checked="" type="checkbox"/>	<input checked="" type="checkbox"/>	<input type="checkbox"/>
Spurious Emissions conducted – Transmitter operating	15.249 (e)	<input type="checkbox"/>	<input type="checkbox"/>	<input type="checkbox"/>
Radiated Emission from Digital Part	15.109	<input type="checkbox"/>	<input type="checkbox"/>	<input type="checkbox"/>
Out of Band Spurious Emission, Band edge-Transmitter operating	15.249 (e)	<input checked="" type="checkbox"/>	<input checked="" type="checkbox"/>	<input type="checkbox"/>
Power Line Conducted Emission	15.207	<input type="checkbox"/>	<input type="checkbox"/>	<input type="checkbox"/>

The following is intentionally left blank.



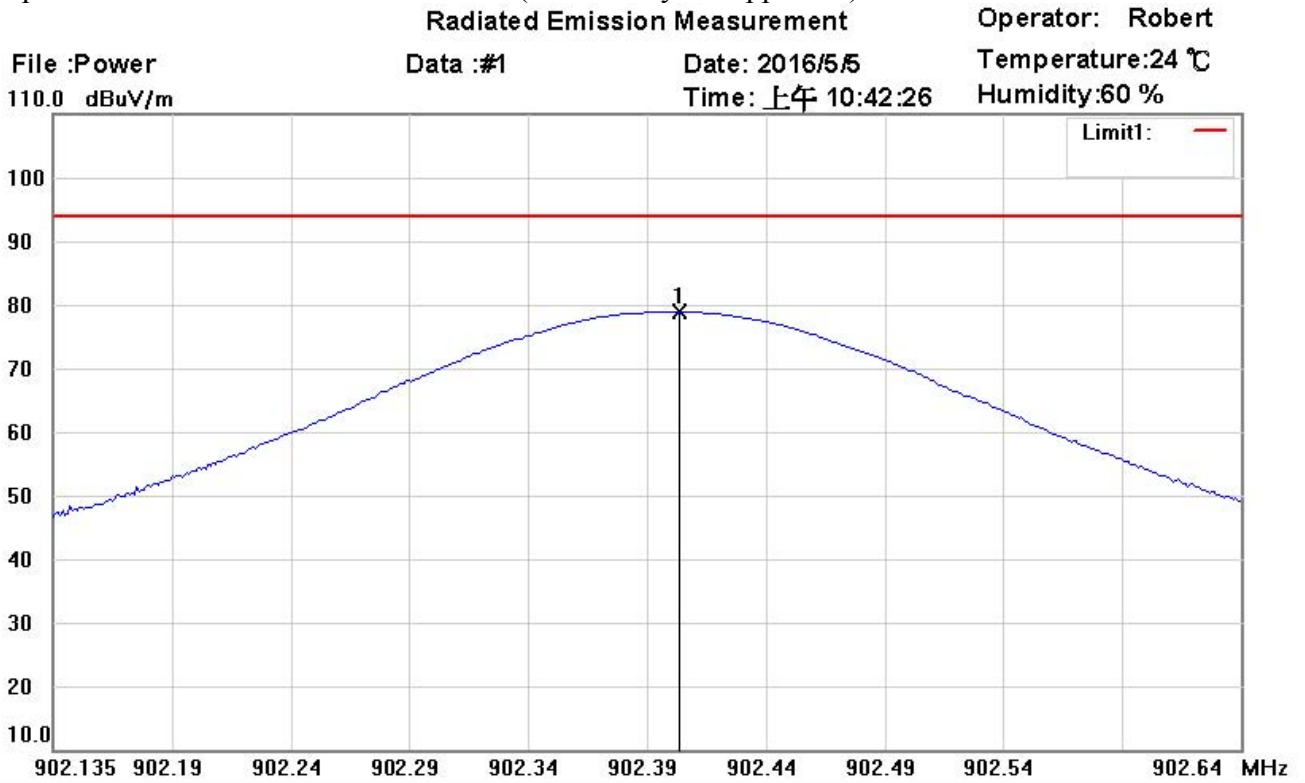
Registration number: W6D21803-17989-C-9  
 FCC ID: M5X-ACT32H18A

### 3.1 Peak Output Power (transmitter)

FCC Rule: 15.249 (b)


This measurement applies to equipment with an integral antenna and to equipment with an antenna connector and equipped with an antenna as declared by the applicant.

The power was measured with modulation (declared by the applicant).



Site : Chamber  
 Condition : FCC 15.249 power(902-928)\_QP      Polarization: *Horizontal*  
 EUT : W6M21604-15794      Power : 3 Vd.c.  
 M/N:      Distance: 3m  
 Test Mode : Power  
 Note :

Mk.	Frequency (MHz)	Reading (dBuV)	Detector	Corr. factor (dB/m)	Result (dBuV/m)	Limit (dBuV/m)	Ant.Pos (cm)	Tab.Pos (deg.)	Margin (dB)	Comment
*	902.3983	51.83	peak	27.05	78.88	94.00	100	32	-15.12	



# Worldwide Testing Services(Taiwan) Co., Ltd.

Registration number: W6D21803-17989-C-9  
 FCC ID: M5X-ACT32H18A

## Radiated Emission Measurement

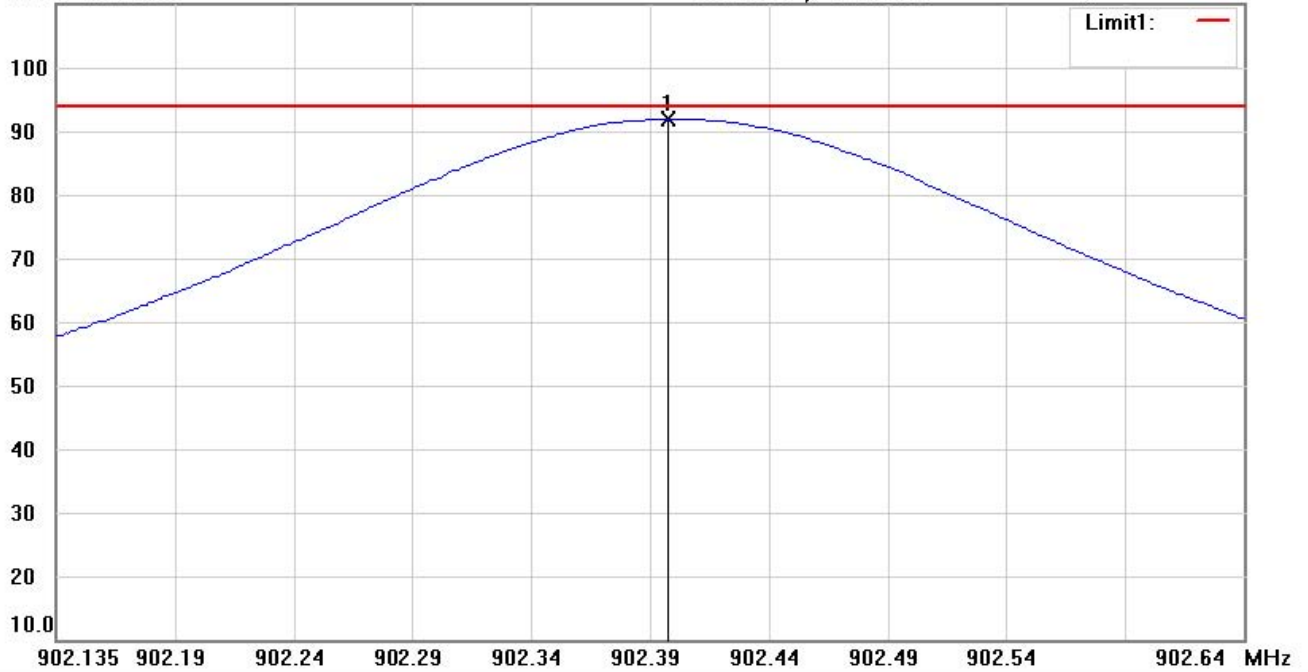
Operator: Robert

File :Power  
 110.0 dBuV/m

Data :#2

Date: 2016/5/5  
 Time: 上午 10:43:36

Temperature:24 ℃  
 Humidity:60 %



Site : Chamber

Condition : FCC 15.249 power(902-928)\_QP

Polarization: *Vertical*

EUT : W6M21604-15794

Power : 3 Vd.c.


M/N:

Distance: 3m

Test Mode : Power

Note :

Mk.	Frequency (MHz)	Reading (dBuV)	Detector	Corr. factor (dB/m)	Result (dBuV/m)	Limit (dBuV/m)	Ant.Pos (cm)	Tab.Pos (deg.)	Margin (dB)	Comment
*	902.3923	64.82	peak	27.05	91.87	94.00	100	226	-2.13	



# Worldwide Testing Services(Taiwan) Co., Ltd.

Registration number: W6D21803-17989-C-9  
 FCC ID: M5X-ACT32H18A

## Radiated Emission Measurement

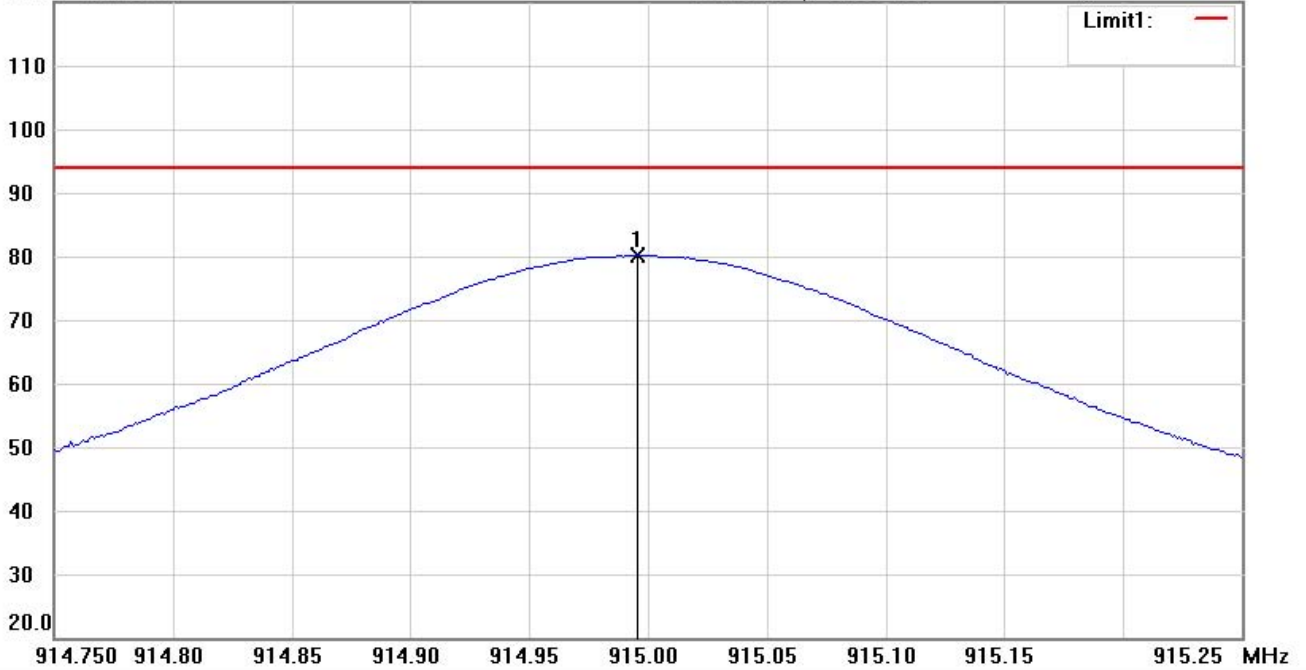
Operator: Robert

File :Power  
 120.0 dBuV/m

Data :#1

Date: 2016/5/5  
 Time: 上午 11:12:16

Temperature:24 °C  
 Humidity:60 %



Site : Chamber

Condition : FCC 15.249 power(902-928)\_QP

Polarization: *Horizontal*

EUT : W6M21604-15794

Power : 3 Vd.c.


M/N:

Distance : 3m

Test Mode : Power

Note :

Mk.	Frequency (MHz)	Reading (dBuV)	Detector	Corr. factor (dB/m)	Result (dBuV/m)	Limit (dBuV/m)	Ant.Pos (cm)	Tab.Pos (deg.)	Margin (dB)	Comment
*	914.9955	52.72	peak	27.34	80.06	94.00	100	221	-13.94	



# Worldwide Testing Services(Taiwan) Co., Ltd.

Registration number: W6D21803-17989-C-9  
 FCC ID: M5X-ACT32H18A

## Radiated Emission Measurement

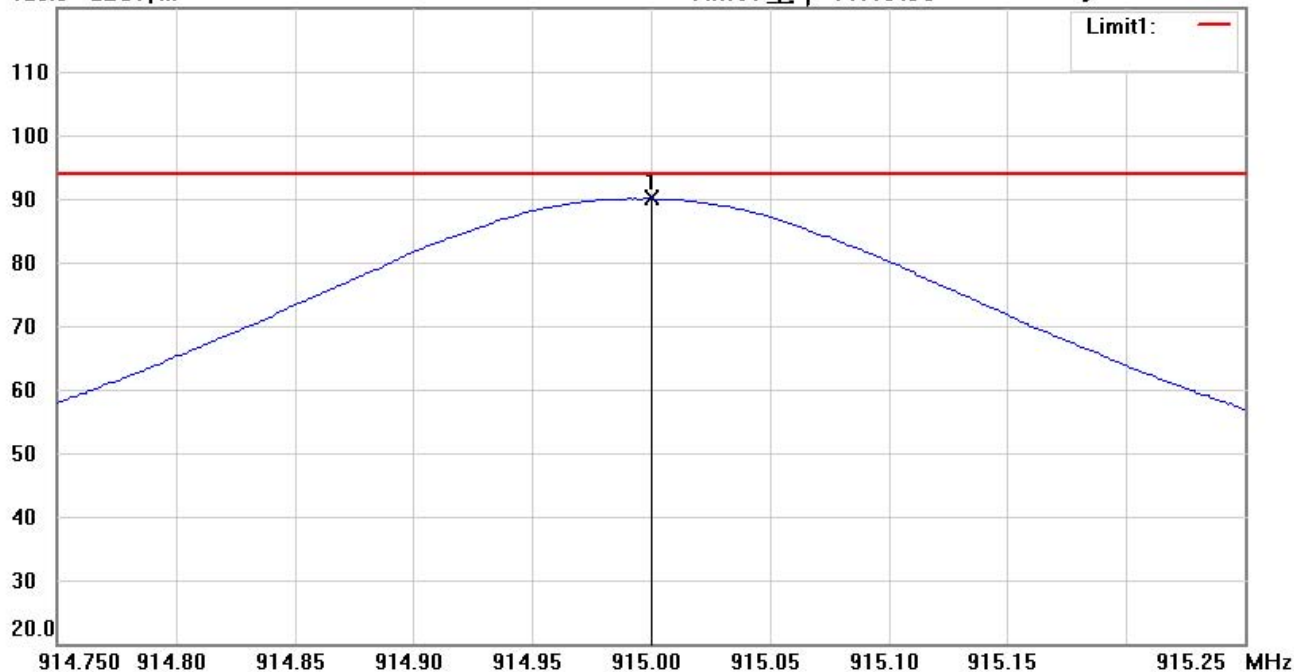
Operator: Robert

File :Power  
 120.0 dBuV/m

Data :#2

Date: 2016/5/5  
 Time: 上午 11:13:35

Temperature:24 °C  
 Humidity:60 %



Site : Chamber

Condition : FCC 15.249 power(902-928)\_QP

Polarization: *Vertical*

EUT : W6M21604-15794

Power : 3 Vd.c.


M/N:

Distance: 3m

Test Mode : Power

Note :

Mk.	Frequency (MHz)	Reading (dBuV)	Detector	Corr. factor (dB/m)	Result (dBuV/m)	Limit (dBuV/m)	Ant.Pos (cm)	Tab.Pos (deg.)	Margin (dB)	Comment
*	915.0005	62.67	peak	27.34	90.01	94.00	100	54	-3.99	



# Worldwide Testing Services(Taiwan) Co., Ltd.

Registration number: W6D21803-17989-C-9  
 FCC ID: M5X-ACT32H18A

## Radiated Emission Measurement

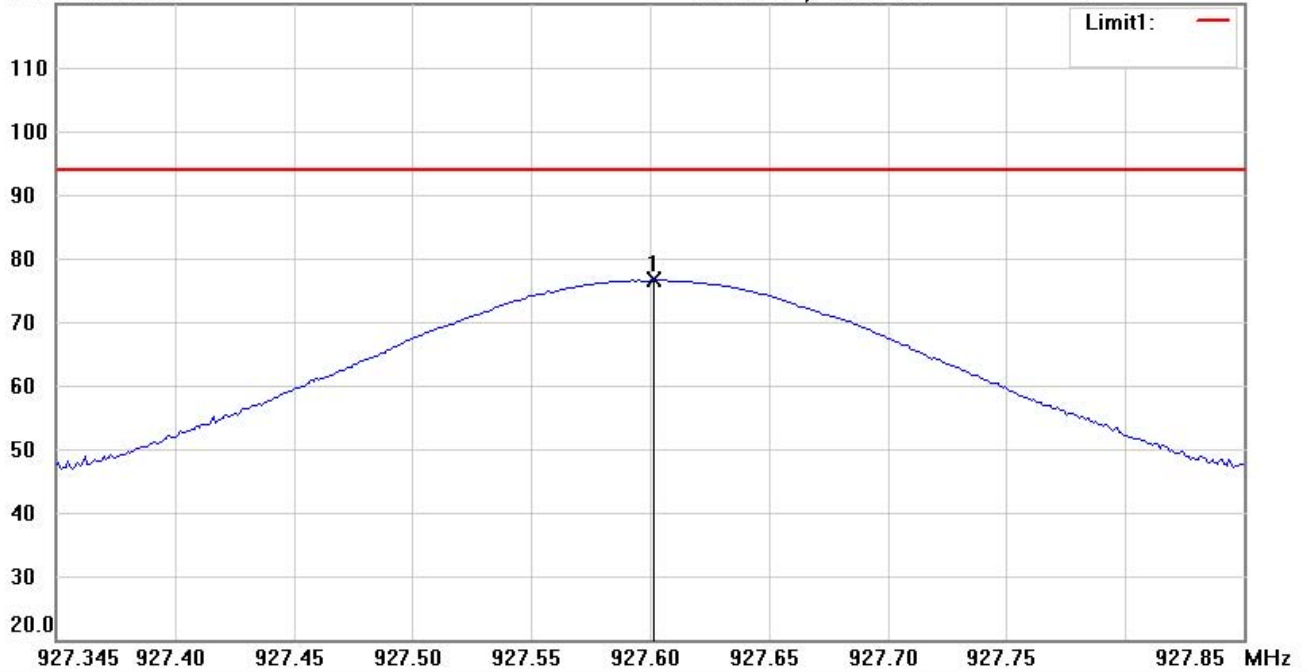
Operator: Robert

File :Power  
 120.0 dBuV/m

Data :#1

Date: 2016/5/5  
 Time: 上午 11:32:06

Temperature:24 °C  
 Humidity:60 %



Site : Chamber

Condition : FCC 15.249 power(902-928)\_QP

Polarization: *Horizontal*

EUT : W6M21604-15794

Power : 3 Vd.c.


M/N:

Distance: 3m

Test Mode : Power

Note :

Mk.	Frequency (MHz)	Reading (dBuV)	Detector	Corr. factor (dB/m)	Result (dBuV/m)	Limit (dBuV/m)	Ant.Pos (cm)	Tab.Pos (deg.)	Margin (dB)	Comment
*	927.5957	48.93	peak	27.63	76.56	94.00	100	302	-17.44	



# Worldwide Testing Services(Taiwan) Co., Ltd.

Registration number: W6D21803-17989-C-9  
 FCC ID: M5X-ACT32H18A

## Radiated Emission Measurement

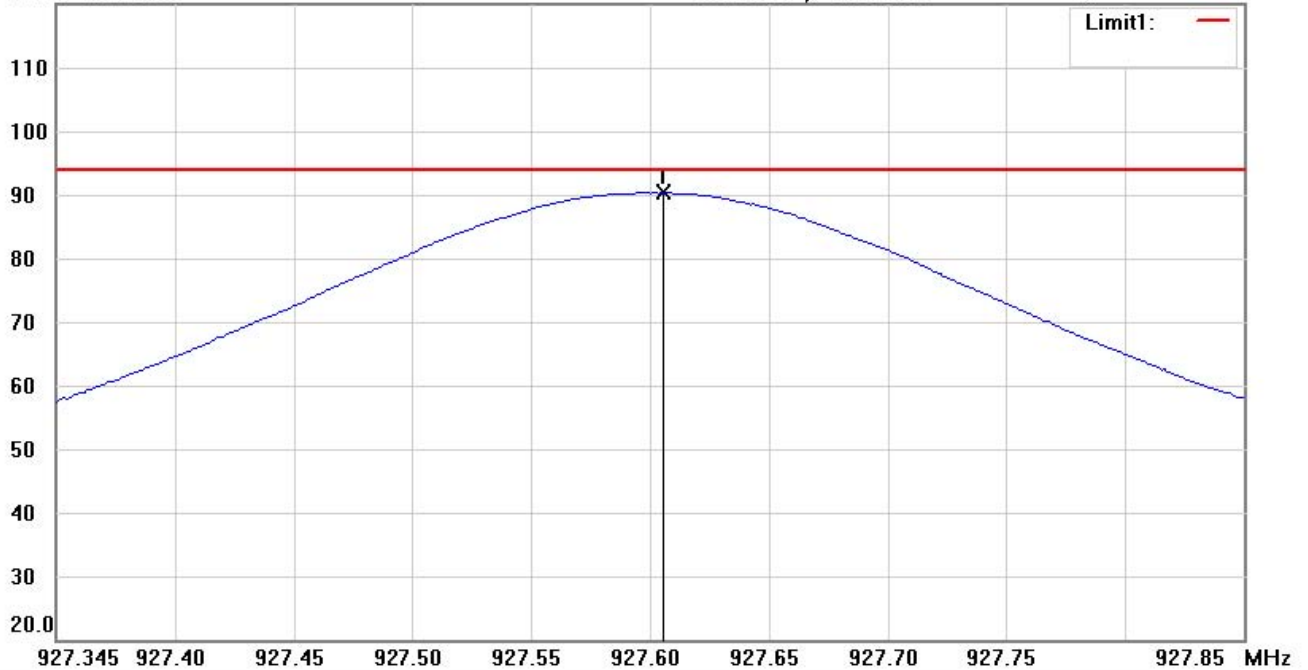
Operator: Robert

File :Power  
 120.0 dBuV/m

Data :#2

Date: 2016/5/5  
 Time: 上午 11:33:01

Temperature:24 °C  
 Humidity:60 %



Site : Chamber

Condition : FCC 15.249 power(902-928)\_QP

Polarization: *Vertical*

EUT : W6M21604-15794

Power : 3 Vd.c.

M/N:

Distance: 3m


Test Mode : Power

Note :

Mk.	Frequency (MHz)	Reading (dBuV)	Detector	Corr. factor (dB/m)	Result (dBuV/m)	Limit (dBuV/m)	Ant.Pos (cm)	Tab.Pos (deg.)	Margin (dB)	Comment
*	927.5997	62.63	peak	27.63	90.26	94.00	100	214	-3.74	

Test equipment used: ETSTW-RE 004, ETSTW-RE 030, ETSTW-RE 062, ETSTW-RE 142, ETSTW-RE 147





Registration number: W6D21803-17989-C-9

FCC ID: M5X-ACT32H18A

**3.2 Equivalent isotropic radiated power**

Because using an permanent antenna there are no deviations from the radiated test results according 3.1.

**3.3 RF Exposure Compliance Requirements**

Not applicable for this EUT for the low power level.

**3.4 Out of Band Radiated Emissions**

FCC Rule: 15.249 (d)(e), 15.35(b)

Emissions radiated outside of the specified frequency bands, except for harmonics, shall be attenuated by at least 50 dB below the level of the fundamental or to the general radiated emission limits in Section 15.209, whichever is the lesser attenuation.

For frequency above 1000 MHz, the field strength limits are based on average limits. However, the peak field strength of any emission shall not exceed the maximum permitted average limits specified above by more than 20 dB under any condition of modulation. For point-to-point operation, the peak field strength shall not exceed 2500 millivolts/meter at 3 meters along the antenna azimuth.

Limits:

Frequency of Emission (MHz)	Field strength (microvolts/meter)	Field Strength (dB microvolts/meter)
30 - 88	100	40.0
88 – 216	150	43.5
216 – 960	200	46.5
Above 960	500	54.0


For frequencies above 1 GHz (Peak measurements).

Limit + 20 dB     $54.0 \text{ dB}\mu\text{V/m} + 20 \text{ dB} = 74\text{dB}\mu\text{V/m}$

Or

Must be attenuated at least 50dB below the level of fundament

Test equipment used: ETSTW-RE 004, ETSTW-RE 062, ETSTW-RE 142, ETSTW-RE 147, ETSTW-RE 030



Registration number: W6D21803-17989-C-9

FCC ID: M5X-ACT32H18A

### 3.5 Spurious emission (tx)

Spurious emission was measured with modulation (declared by manufacturer).

Emissions radiated outside of the specified frequency bands, except for harmonics, shall be attenuated by at least 50 dB below the level of the fundamental or to the general radiated emission limits in Section 15.209, whichever is the lesser attenuation.

For frequencies above 1000 MHz, the field strength limits are based on average limits. However, the peak field strength of any emission shall not exceed the maximum permitted average limits specified above by more than 20 dB under any condition of modulation. For point-to-point operation, the peak field strength shall not exceed 2500 millivolts/meter at 3 meters along the antenna azimuth.

SAMPLE CALCULATION OF LIMIT. ALL results will be updated by an automatic measuring system in accordance with point 2.3.

The peak and average spurious emission plots was measured with the average limits.  
The critical peak value listed in the table agree with the above calculated limits.

### Summary table with radiated data of the test plots


Model: ACT-32H Date: --  
 Mode: -- Temperature: -- °C Engineer: --  
 Polarization: Horizontal Humidity: -- %

Frequency (MHz)	Reading (dBuV)	Detector	Factor (dB)	Result (dBuV/m)	Limit (dBuV/m)	Margin (dB)	Table Degree (Deg.)	Ant. High (cm)
--	--	--	--	--	--	--	--	--
--	--	--	--	--	--	--	--	--

Frequency (MHz)	Reading (dBuV)		Factor (dB) Corr.	Result @3m (dBuV/m)		Limit @3m (dBuV/m)		Margin (dB)	Table Degree (Deg.)	Ant. High (cm)
	Peak	Ave.		Peak	Ave.	Peak	Ave.			
--	--	--	--	--	--	--	--	--	--	--
--	--	--	--	--	--	--	--	--	--	--
--	--	--	--	--	--	--	--	--	--	--
--	--	--	--	--	--	--	--	--	--	--

Polarization: Vertical

Frequency (MHz)	Reading (dBuV)	Detector	Factor (dB)	Result (dBuV/m)	Limit (dBuV/m)	Margin (dB)	Table Degree (Deg.)	Ant. High (cm)
--	--	--	--	--	--	--	--	--
--	--	--	--	--	--	--	--	--



# Worldwide Testing Services(Taiwan) Co., Ltd.

Registration number: W6D21803-17989-C-9


FCC ID: M5X-ACT32H18A

Frequency (MHz)	Reading (dBuV)		Factor (dB) Corr.	Result @3m (dBuV/m)		Limit @3m (dBuV/m)		Margin (dB)	Table Degree (Deg.)	Ant. High (cm)
	Peak	Ave.		Peak	Ave.	Peak	Ave.			
--	--	--	--	--	--	--	--	--	--	--
--	--	--	--	--	--	--	--	--	--	--
--	--	--	--	--	--	--	--	--	--	--
--	--	--	--	--	--	--	--	--	--	--

- Note**
1. Correction Factor = Antenna factor + Cable loss - Preamplifier
  2. The formula of measured value as: Test Result = Reading + Correction Factor
  3. Detector function in the form : PK = Peak, QP = Quasi Peak, AV = Average
  4. All not in the table noted test results are more than 20 dB below the relevant limits.
  5. Measurement uncertainty for 3m measurement: 30-1000 MHz = ± 4.69 dB, 1-18 GHz = ± 4.78 dB, 18-40 GHz = ± 2.44 dB ; Reported uncertainties represent expanded uncertainties expressed at approximately the 95% confidence level using a coverage factor of k = 2.
  6. Up Line: PK Limit Line, Down Line: Ave Limit Line.
  7. See attached diagrams in appendix.

**TEST RESULT (Transmitter):** The unit DOES meet the FCC requirements.

Test equipment used: ETSTW-RE 004, ETSTW-RE 062, ETSTW-RE 142, ETSTW-RE 147,  
ETSTW-RE 030, ETSTW-RE 088, ETSTW-RE 018



Registration number: W6D21803-17989-C-9  
FCC ID: M5X-ACT32H18A

### **3.6 Radiated Emissions from Digital Part**

#### **Summary table with radiated data of the test plots**

Except for Class A digital devices, the field strength of radiated emissions from unintentional radiators at a distance of 3 meters shall not exceed the following values:


Frequency of Emission (MHz)	Field Strength (microvolts/meter)	Field Strength (dBmicrovolts/meter)
30 – 88	100	40.0
88 – 216	150	43.5
216 – 960	200	46.0
Above 960	500	54.0

#### **Note**

- 1. Correction Factor = Antenna factor + Cable loss - Preamplifier**
- 2. The formula of measured value as: Test Result = Reading + Correction Factor**
- 3. Detector function in the form : PK = Peak, QP = Quasi Peak, AV = Average**
- 4. All not in the table noted test results are more than 20 dB below the relevant limits.**
- 5. Measurement uncertainty for 3m measurement : 30-1000 MHz = ± 3.72 dB, 1-18 GHz = ±5.33 dB, 18-40 GHz= ±3.43 dB ; Reported uncertainties represent expanded uncertainties expressed at approximately the 95% confidence level using a coverage factor of k = 2.**

Test equipment used: ETSTW-RE 004, ETSTW-RE 062, ETSTW-RE 142, ETSTW-RE 147,  
ETSTW-RE 030

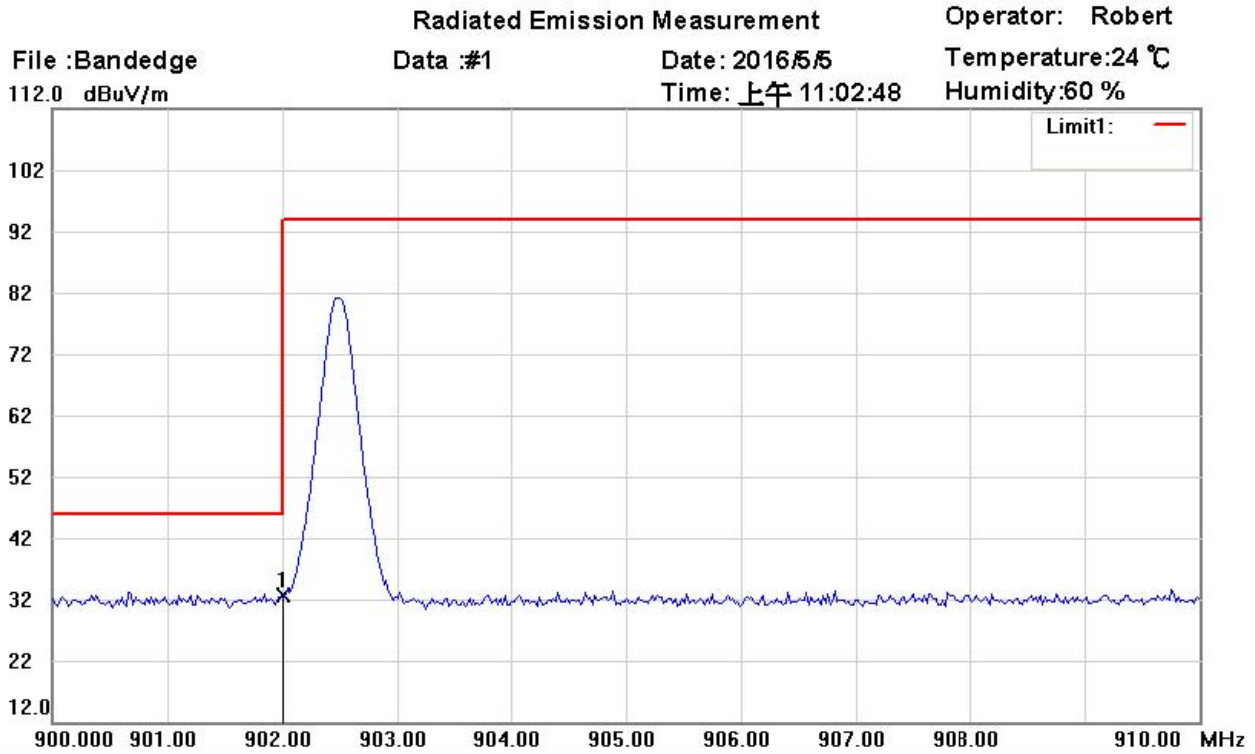
Explanation: This test is not required.



Registration number: W6D21803-17989-C-9  
 FCC ID: M5X-ACT32H18A


### 3.7 Radiated Emission on the band edge

From the following plots, they show that the fundamental emissions are confined in the specified band and they are at least 50 dB below the carrier level at band edge (2400 and 2483.5 MHz). It meets the requirement of section 15.249(d).



Site : Chamber  
 Condition : FCC 15.249 Bandedge(902-928)\_QP      Polarization: *Horizontal*  
 EUT : W6M21604-15794      Power : 3 Vd.c.  
 M/N:      Distance: 3m  
 Test Mode : 902.4MHz  
 Note :

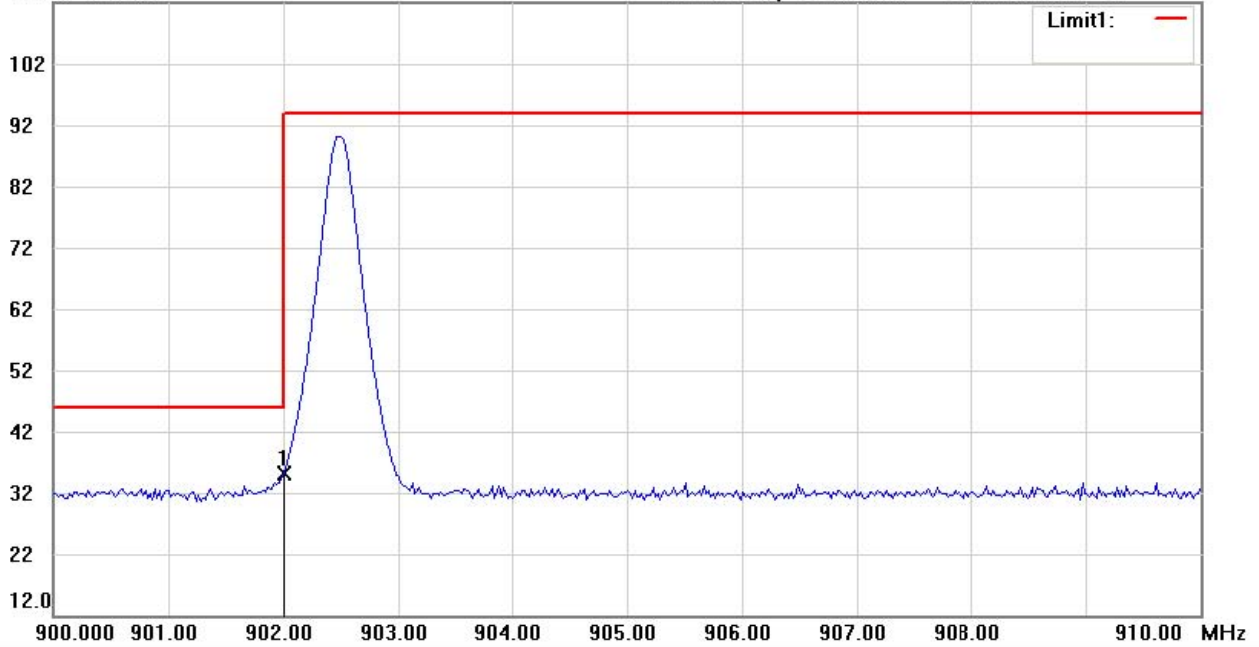
Mk.	Frequency (MHz)	Reading (dBuV)	Detector	Corr. factor (dB/m)	Result (dBuV/m)	Limit (dBuV/m)	Ant.Pos (cm)	Tab.Pos (deg.)	Margin (dB)	Comment
*	902.0000	5.52	peak	27.05	32.57	46.00	100	42	-13.43	



# Worldwide Testing Services(Taiwan) Co., Ltd.


Registration number: W6D21803-17989-C-9  
 FCC ID: M5X-ACT32H18A

File :Bandedge  
 112.0 dBuV/m  
 Radiated Emission Measurement  
 Data :#2  
 Date: 2016/5/5  
 Time: 上午 11:03:59  
 Operator: Robert  
 Temperature:24 °C  
 Humidity:60 %



Site : Chamber  
 Condition : FCC 15.249 Bandedge(902-928)\_QP  
 EUT : W6M21604-15794  
 M/N:  
 Test Mode : 902.4MHz  
 Note :  
 Polarization: *Vertical*  
 Power : 3 Vd.c.  
 Distance: 3m

Mk.	Frequency (MHz)	Reading (dBuV)	Detector	Corr. factor (dB/m)	Result (dBuV/m)	Limit (dBuV/m)	Ant.Pos (cm)	Tab.Pos (deg.)	Margin (dB)	Comment
*	902.0000	8.16	peak	27.05	35.21	46.00	100	123	-10.79	

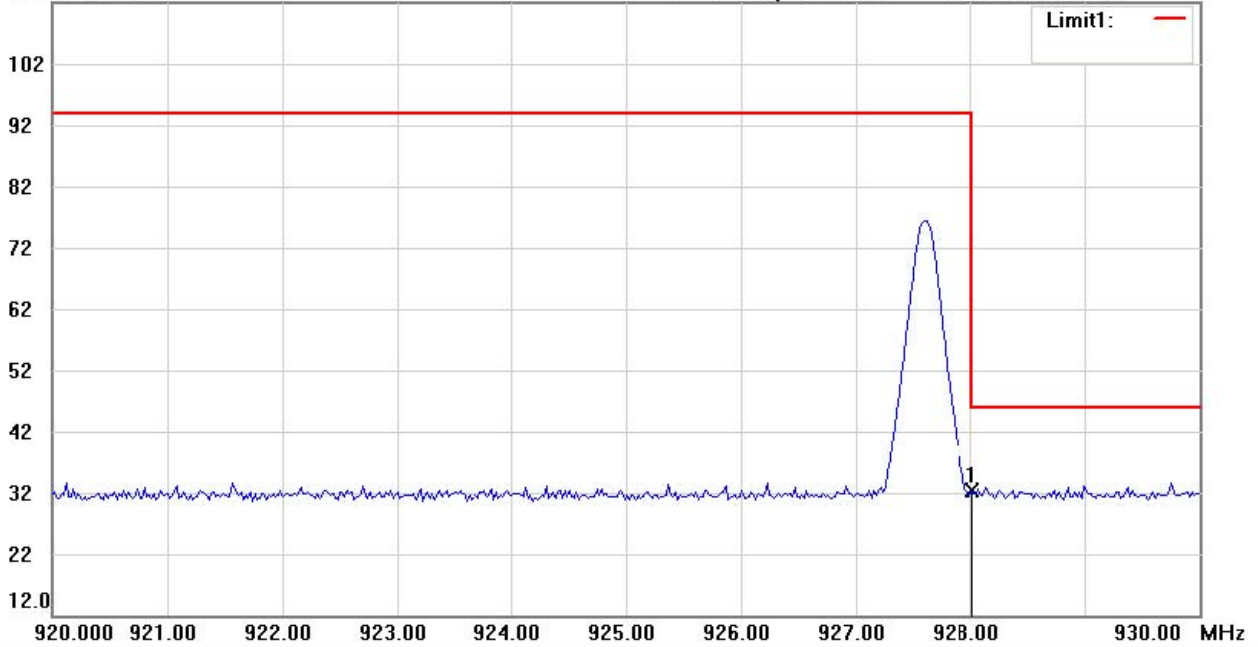


# Worldwide Testing Services(Taiwan) Co., Ltd.

Registration number: W6D21803-17989-C-9  
 FCC ID: M5X-ACT32H18A

**Radiated Emission Measurement**

File :Bandedge      Data :#1      Date: 2016/5/5      Operator: Robert  
 112.0 dBuV/m      Time: 上午 11:27:01      Temperature:24 °C  
    Humidity:60 %



Site : Chamber  
 Condition : FCC 15.249 Bandedge(902-928)\_QP      Polarization: *Horizontal*  
 EUT : W6M21604-15794      Power : 3 Vd.c.  
 M/N:      Distance: 3m  
 Test Mode : 927.6MHz  
 Note :

Mk.	Frequency (MHz)	Reading (dBuV)	Detector	Corr. factor (dB/m)	Result (dBuV/m)	Limit (dBuV/m)	Ant.Pos (cm)	Tab.Pos (deg.)	Margin (dB)	Comment
*	928.0000	4.73	peak	27.64	32.37	46.00	100	42	-13.63	

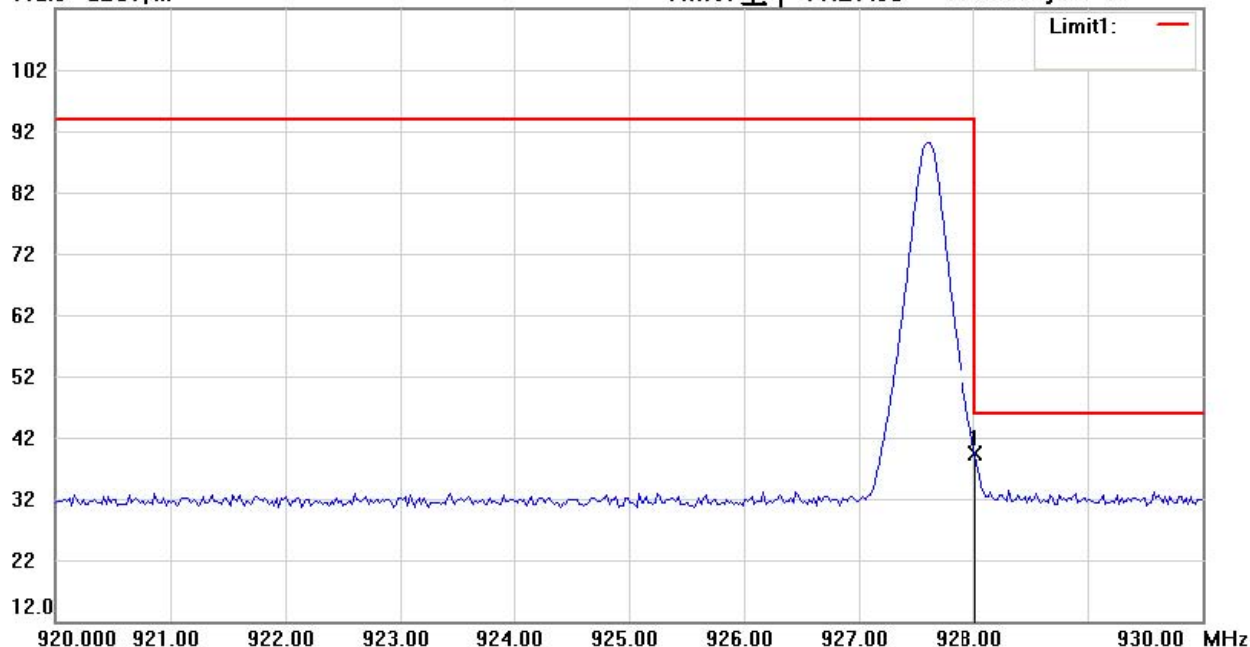


# Worldwide Testing Services(Taiwan) Co., Ltd.

Registration number: W6D21803-17989-C-9  
 FCC ID: M5X-ACT32H18A

**Radiated Emission Measurement**

File :Bandedge      Data :#2      Date: 2016/5/5      Operator: Robert  
 112.0 dBuV/m      Time: 上午 11:27:59      Temperature:24 °C  
    Humidity:60 %



Site : Chamber  
 Condition : FCC 15.249 Bandedge(902-928)\_QP      Polarization: *Vertical*  
 EUT : W6M21604-15794      Power : 3 Vd.c.  
 M/N:      Distance: 3m  
 Test Mode : 927.6MHz  
 Note :

Mk.	Frequency (MHz)	Reading (dBuV)	Detector	Corr. factor (dB/m)	Result (dBuV/m)	Limit (dBuV/m)	Ant.Pos (cm)	Tab.Pos (deg.)	Margin (dB)	Comment
*	928.0000	11.78	peak	27.64	39.42	46.00	100	301	-6.58	

Limit:

Frequency Range (MHz)	Limit (dB $\mu$ V/m)	
	Peak	Average
902 – 928	114	94
2400 – 2483.5	74	54
5725 – 5875	74	54

Test equipment used: ETSTW-RE 004, ETSTW-RE 030, ETSTW-RE 062, ETSTW-RE 142, ETSTW-RE 147





Registration number: W6D21803-17989-C-9

FCC ID: M5X-ACT32H18A

**3.8 Power Line Conducted Emission**

For an intentional radiator which is designed to be connected to the public utility (AC) power line, the radio frequency voltage that is conducted back onto the AC line on any frequency or frequencies within the band 150 kHz to 30 MHz shall not exceed the limits in the table bellows with this provision shall be based on the measurement of the radio frequency voltage between each power line and ground at the power terminals.

This measurement was transact first with instrumentation using an average and peak detector and a 10 kHz bandwidth. If the peak detector achieves a calculated level, the measurement is repeated by an instrumentation using a quasi-peak detector.

Model: ACT-32H Date: --  
 Mode: -- Temperature: -- °C Engineer: --  
 Polarization: -- Humidity: -- %

Frequency (MHz)	Reading (dBuV)		Factor (dB) Corr.	Result (dBuV)		Limit (dBuV)		Margin (dB)
	QP	Ave.		QP	Ave.	QP	Ave.	
--	--	--	--	--	--	--	--	--
--	--	--	--	--	--	--	--	--

Polarization: --

Frequency (MHz)	Reading (dBuV)		Factor (dB) Corr.	Result (dBuV)		Limit (dBuV)		Margin (dB)
	QP	Ave.		QP	Ave.	QP	Ave.	
--	--	--	--	--	--	--	--	--
--	--	--	--	--	--	--	--	--


- Note:**
1. The formula of measured value as: **Test Result = Reading + Correction Factor**
  2. The **Correction Factor = Cable Loss + LISN Insertion Loss**
  3. Detector function in the form : **PK = Peak, QP = Qusai Peak, AV = Average**
  4. All not in the table noted test results are more than 20 dB below the relevant limits.
  5. Measurement uncertainty = ±1.14 dB; Reported uncertainties represent expanded uncertainties expressed at approximately the 95% confidence level using a coverage factor of k = 2.
  6. Up Line: QP Limit Line, Down Line: Ave Limit Line.
  7. This test is not required because the EUT is battery-used.

**Limits:**

Frequency of Emission (MHz)	Conducted Limit (dBuV)	
	Quasi Peak	Average
0.15-0.5	66 to 56	56 to 46
0.5-5	56	46
5-30	60	50

Test equipment used: ETSTW-CE 001, ETSTW-CE 016, ETSTW-RE 045

Explanation: This test is not required because the EUT is battery-used.




## **Appendix**

### **A. Photos**

1. External Photos
2. Internal Photos
3. Set Up Photo of Radiated Emission

### **B. Measurement diagrams**

Spurious Emissions radiated





# Worldwide Testing Services(Taiwan) Co., Ltd.

Registration number: W6D21803-17989-C-9

FCC ID: M5X-ACT32H18A

## External Photos






# Worldwide Testing Services(Taiwan) Co., Ltd.

Registration number: W6D21803-17989-C-9  
FCC ID: M5X-ACT32H18A






# Worldwide Testing Services(Taiwan) Co., Ltd.


Registration number: W6D21803-17989-C-9  
FCC ID: M5X-ACT32H18A





Registration number: W6D21803-17989-C-9  
FCC ID: M5X-ACT32H18A






Registration number: W6D21803-17989-C-9

FCC ID: M5X-ACT32H18A


**Internal Photos**






# Worldwide Testing Services(Taiwan) Co., Ltd.


Registration number: W6D21803-17989-C-9  
FCC ID: M5X-ACT32H18A









Registration number: W6D21803-17989-C-9  
FCC ID: M5X-ACT32H18A






Registration number: W6D21803-17989-C-9  
FCC ID: M5X-ACT32H18A





Registration number: W6D21803-17989-C-9  
FCC ID: M5X-ACT32H18A






# Worldwide Testing Services(Taiwan) Co., Ltd.


Registration number: W6D21803-17989-C-9  
FCC ID: M5X-ACT32H18A







Registration number: W6D21803-17989-C-9  
FCC ID: M5X-ACT32H18A






Registration number: W6D21803-17989-C-9  
FCC ID: M5X-ACT32H18A







**Worldwide Testing Services(Taiwan) Co., Ltd.**

Registration number: W6D21803-17989-C-9  
FCC ID: M5X-ACT32H18A






Registration number: W6D21803-17989-C-9  
FCC ID: M5X-ACT32H18A








# Worldwide Testing Services(Taiwan) Co., Ltd.


Registration number: W6D21803-17989-C-9  
FCC ID: M5X-ACT32H18A






# Worldwide Testing Services(Taiwan) Co., Ltd.

Registration number: W6D21803-17989-C-9  
FCC ID: M5X-ACT32H18A






**Worldwide Testing Services(Taiwan) Co., Ltd.**


Registration number: W6D21803-17989-C-9  
FCC ID: M5X-ACT32H18A






# Worldwide Testing Services(Taiwan) Co., Ltd.


Registration number: W6D21803-17989-C-9  
FCC ID: M5X-ACT32H18A






# Worldwide Testing Services(Taiwan) Co., Ltd.


Registration number: W6D21803-17989-C-9  
FCC ID: M5X-ACT32H18A







Registration number: W6D21803-17989-C-9  
FCC ID: M5X-ACT32H18A






Registration number: W6D21803-17989-C-9  
FCC ID: M5X-ACT32H18A







Registration number: W6D21803-17989-C-9  
FCC ID: M5X-ACT32H18A








Registration number: W6D21803-17989-C-9  
FCC ID: M5X-ACT32H18A






Registration number: W6D21803-17989-C-9

FCC ID: M5X-ACT32H18A

**Set Up Photo of Radiated Emission**





Radiated Emission Measurement

Operator: Robert

File :1

Data :#1

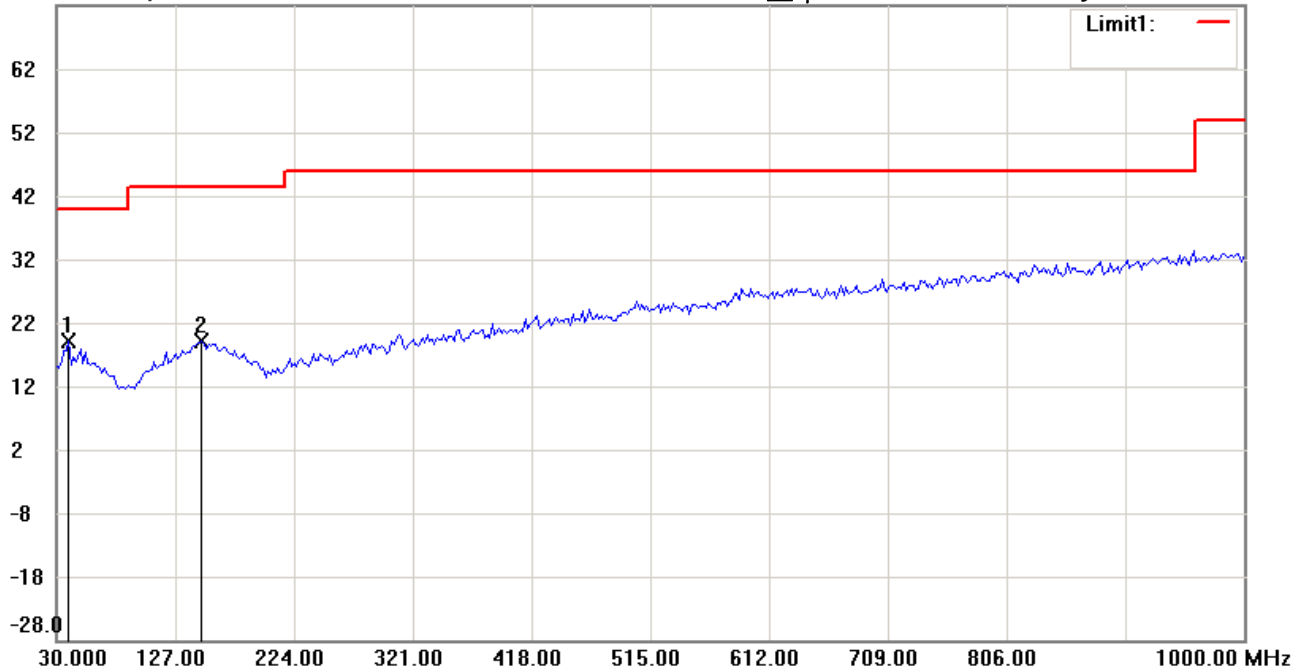
Date: 2016/5/5

Temperature:24 °C

72.0 dBuV/m

Time: 上午 10:56:01

Humidity:60 %



Site : Chamber

Condition : FCC 15.249<1G

EUT : W6M21604-15794

M/N:

Test Mode : 902.4MHz

Note :

Polarization: *Horizontal*

Power : 3 Vd.c.

Distance: 3m

Mk.	Frequency (MHz)	Reading (dBuV)	Detector	Corr. factor (dB/m)	Result (dBuV/m)	Limit (dBuV/m)	Ant.Pos (cm)	Tab.Pos (deg.)	Margin (dB)	Comment
*	39.7194	5.20	peak	14.02	19.22	40.00	100	220	-20.78	
	148.5772	3.77	peak	15.26	19.03	43.50	100	35	-24.47	



Radiated Emission Measurement

Operator: Robert

File :1

Data :#2

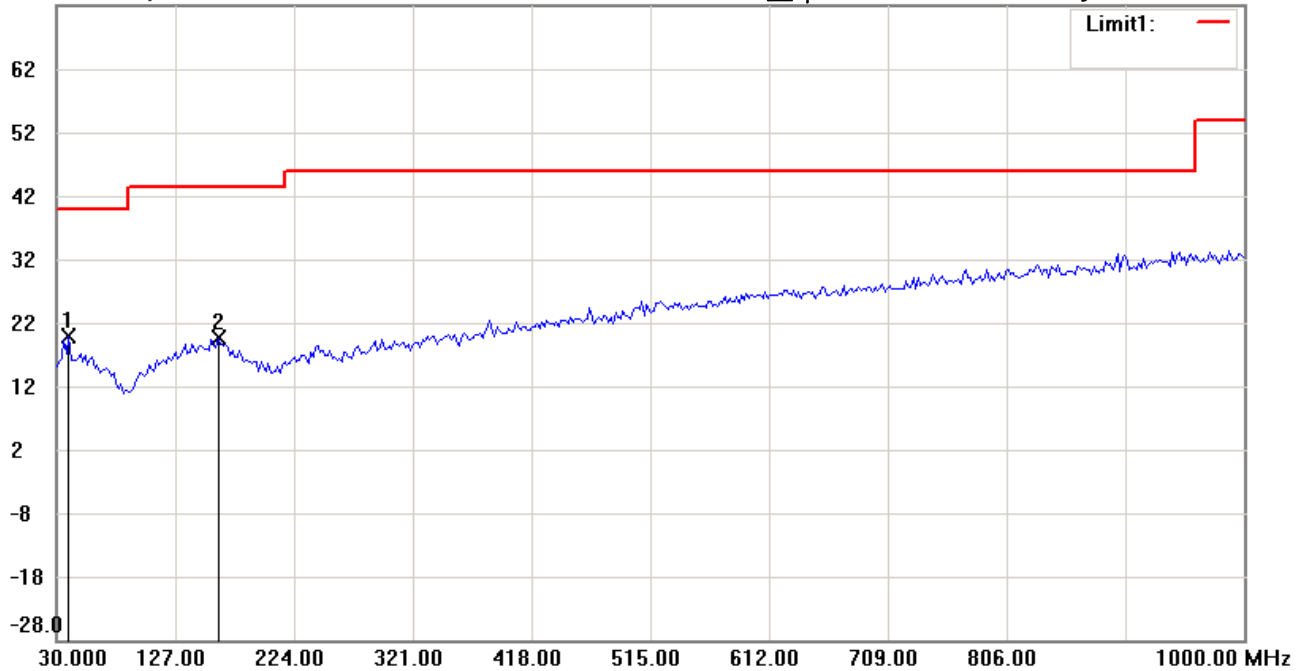
Date: 2016/5/5

Temperature:24 °C

72.0 dBuV/m

Time: 上午 10:56:52

Humidity:60 %



Site : Chamber

Condition : FCC 15.249<1G

EUT : W6M21604-15794

M/N:

Test Mode : 902.4MHz

Note :

Polarization: *Vertical*

Power : 3 Vd.c.

Distance: 3m

Mk.	Frequency (MHz)	Reading (dBuV)	Detector	Corr. factor (dB/m)	Result (dBuV/m)	Limit (dBuV/m)	Ant.Pos (cm)	Tab.Pos (deg.)	Margin (dB)	Comment
*	39.7194	5.77	peak	14.02	19.79	40.00	100	260	-20.21	
	162.1844	4.40	peak	15.17	19.57	43.50	100	70	-23.93	



Radiated Emission Measurement

Operator: Robert

File :3

Data :#1

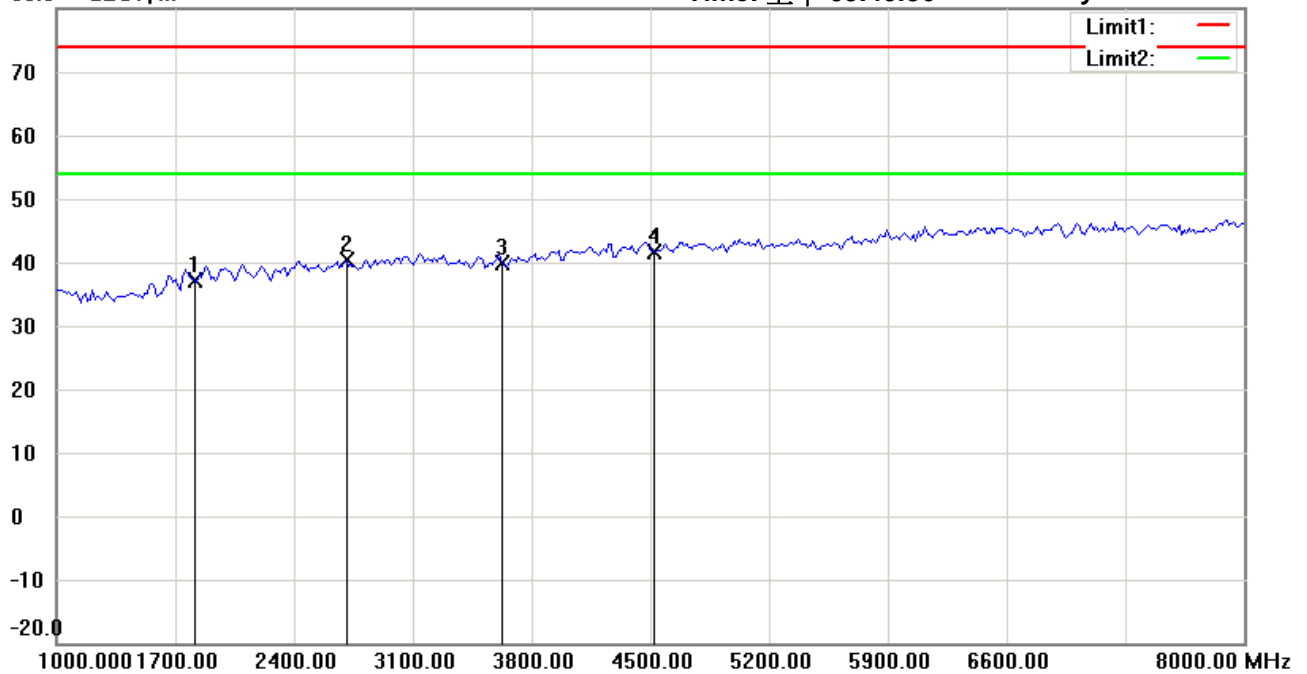
Date: 2016/5/5

Temperature:24 °C

80.0 dBuV/m

Time: 上午 09:40:36

Humidity:60 %



Site : Chamber

Condition : FCC 15.249 PK >1G

EUT : W6M21604-15794

M/N:

Test Mode : 902.4MHz

Note :

Polarization: *Horizontal*

Power : 3 Vd.c.

Distance: 3m

Mk.	Frequency (MHz)	Reading (dBuV)	Detector	Corr. factor (dB/m)	Result (dBuV/m)	Limit (dBuV/m)	Ant.Pos (cm)	Tab.Pos (deg.)	Margin (dB)	Comment
	1804.800	43.28	peak	-6.04	37.24	74.00	100	58	-36.76	
	2707.200	43.40	peak	-3.08	40.32	74.00	100	122	-33.68	
	3609.600	41.36	peak	-1.51	39.85	74.00	100	207	-34.15	
*	4512.000	41.49	peak	0.19	41.68	74.00	100	175	-32.32	



Radiated Emission Measurement

Operator: Robert

File :3

Data :#3

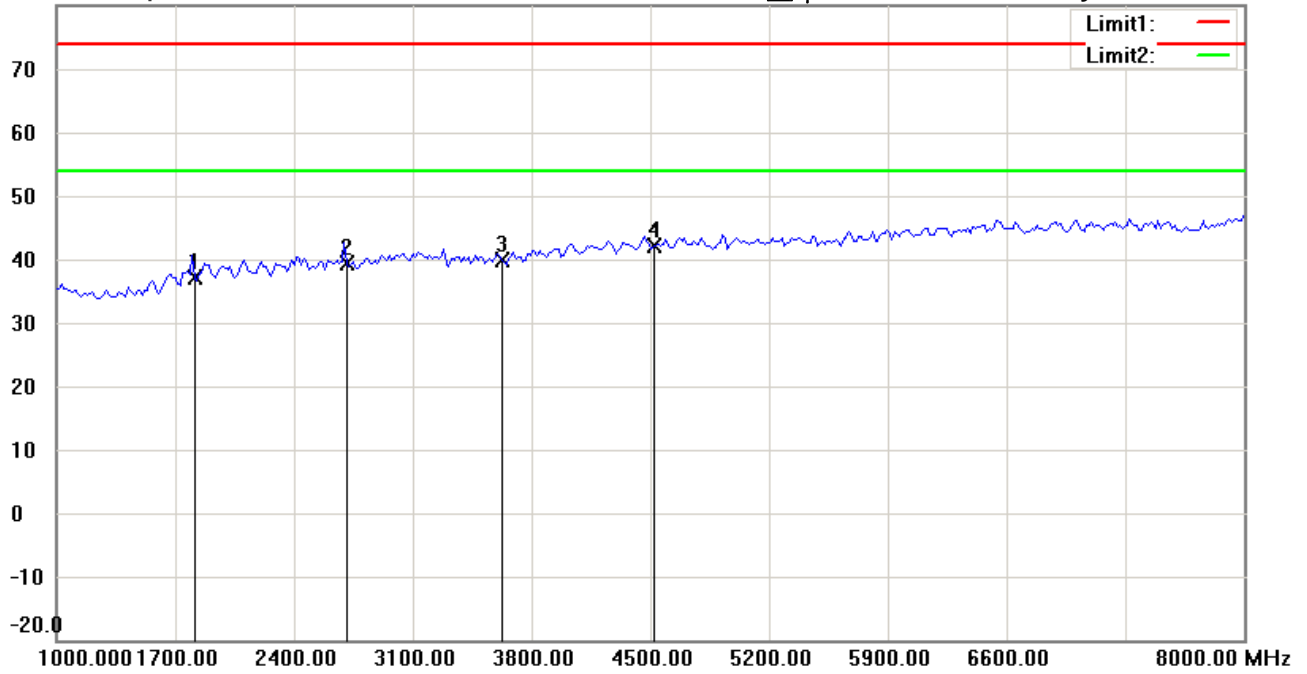
Date: 2016/5/5

Temperature:24 °C

80.0 dBuV/m

Time: 上午 09:45:41

Humidity:60 %



Site : Chamber

Condition : FCC 15.249 PK >1G

EUT : W6M21604-15794

M/N:

Test Mode : 902.4MHz

Note :

Polarization: *Vertical*

Power : 3 Vd.c.

Distance: 3m

Mk.	Frequency (MHz)	Reading (dBuV)	Detector	Corr. factor (dB/m)	Result (dBuV/m)	Limit (dBuV/m)	Ant.Pos (cm)	Tab.Pos (deg.)	Margin (dB)	Comment
	1804.800	43.06	peak	-6.04	37.02	74.00	100	122	-36.98	
	2707.200	42.48	peak	-3.08	39.40	74.00	100	45	-34.60	
	3609.600	41.30	peak	-1.51	39.79	74.00	100	302	-34.21	
*	4512.000	42.00	peak	0.19	42.19	74.00	100	173	-31.81	



Radiated Emission Measurement

Operator: Robert

File :3

Data :#2

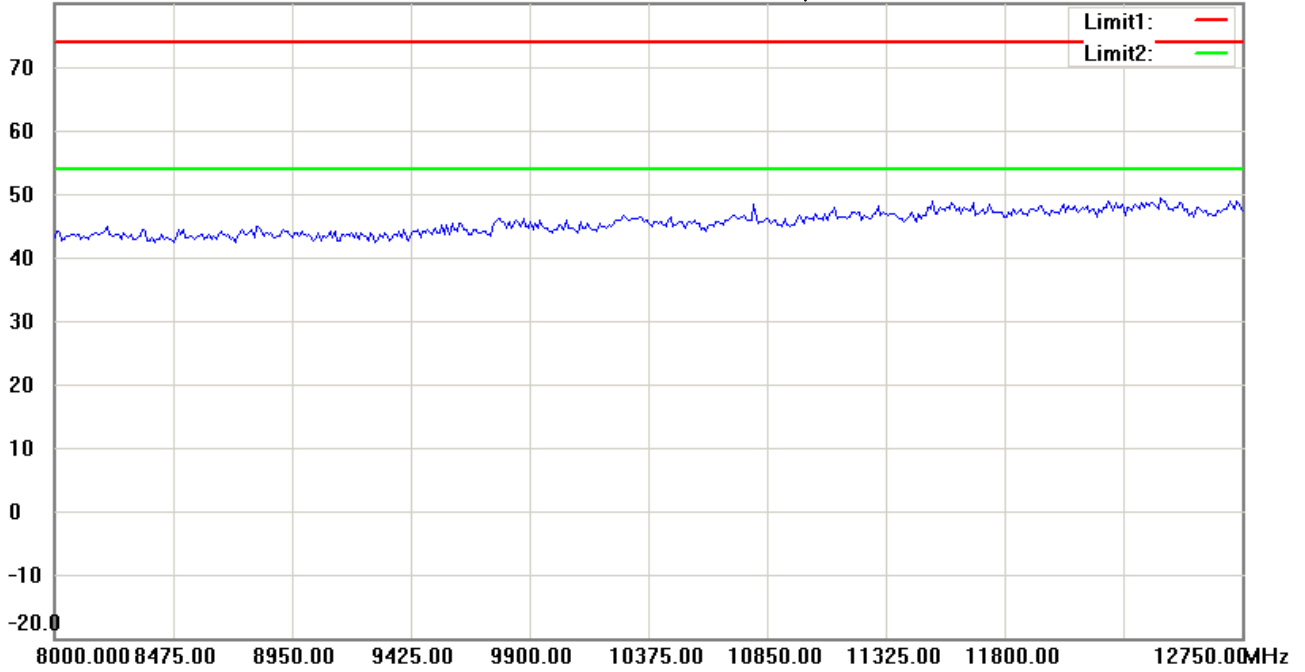
Date: 2016/5/5

Temperature:24 °C

80.0 dBuV/m

Time: 上午 09:44:02

Humidity:60 %



Site : Chamber

Condition : FCC 15.249 PK >1G

EUT : W6M21604-15794

M/N:

Test Mode : 902.4MHz

Note :

Polarization: *Horizontal*

Power : 3 Vd.c.

Distance: 3m

Mk.	Frequency (MHz)	Reading (dBuV)	Detector	Corr. factor (dB/m)	Result (dBuV/m)	Limit (dBuV/m)	Ant.Pos (cm)	Tab.Pos (deg.)	Margin (dB)	Comment
-----	-----------------	----------------	----------	---------------------	-----------------	----------------	--------------	----------------	-------------	---------



Radiated Emission Measurement

Operator: Robert

File :3

Data :#4

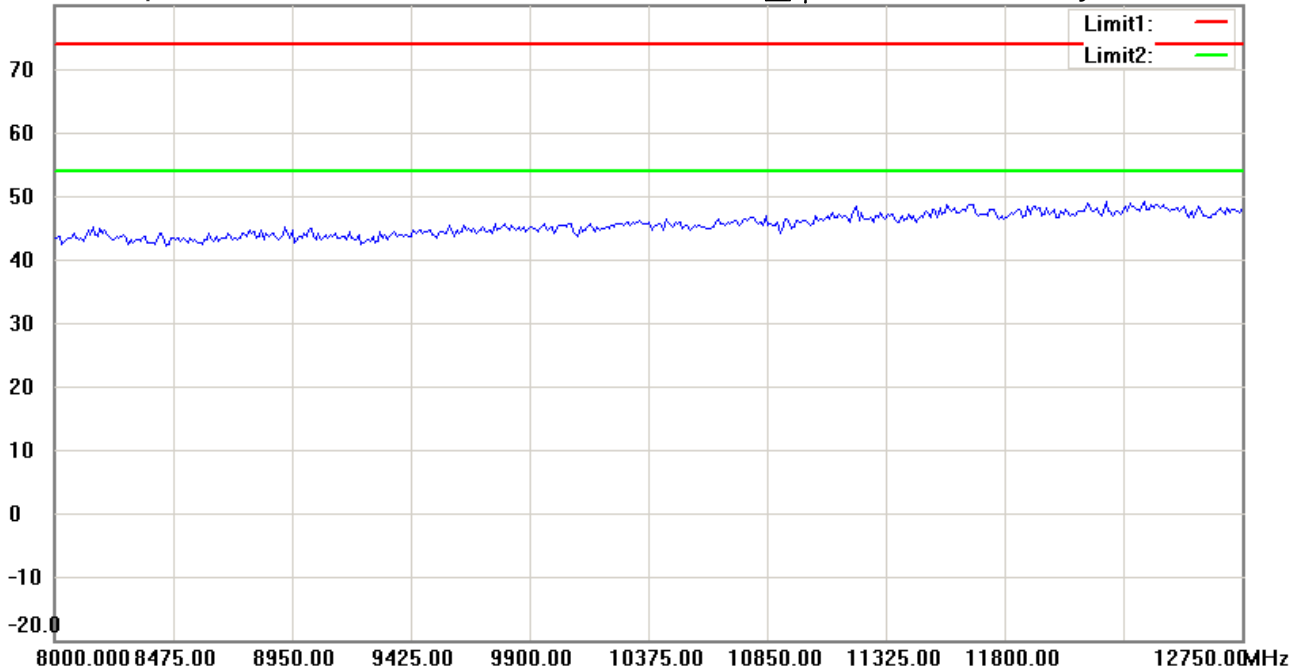
Date: 2016/5/5

Temperature:24 °C

80.0 dBuV/m

Time: 上午 09:47:29

Humidity:60 %



Site : Chamber

Condition : FCC 15.249 PK >1G

EUT : W6M21604-15794

M/N:

Test Mode : 902.4MHz

Note :

Polarization: *Vertical*

Power : 3 Vd.c.

Distance: 3m

Mk.	Frequency (MHz)	Reading (dBuV)	Detector	Corr. factor (dB/m)	Result (dBuV/m)	Limit (dBuV/m)	Ant.Pos (cm)	Tab.Pos (deg.)	Margin (dB)	Comment
-----	-----------------	----------------	----------	---------------------	-----------------	----------------	--------------	----------------	-------------	---------





Radiated Emission Measurement

Operator: Robert

File :1

Data :#1

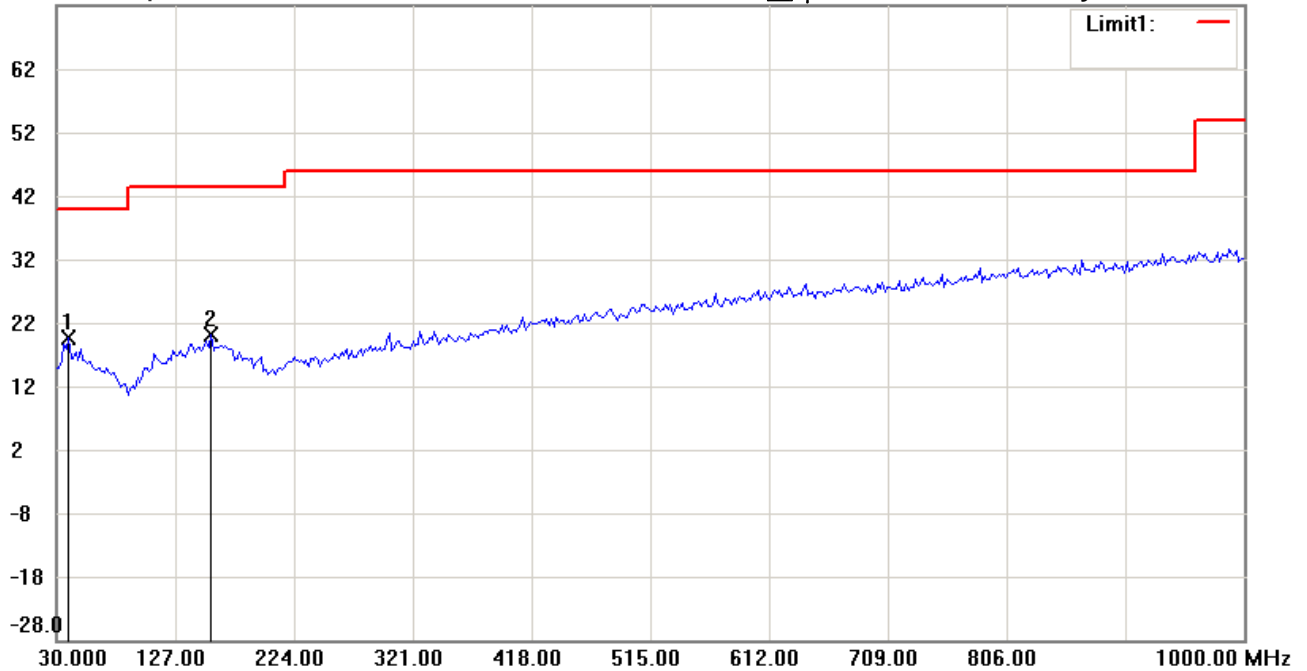
Date: 2016/5/5

Temperature:24 °C

72.0 dBuV/m

Time: 上午 11:16:06

Humidity:60 %



Site : Chamber

Condition : FCC 15.249<1G

EUT : W6M21604-15794

M/N:

Test Mode : 915MHz

Note :

Polarization: *Horizontal*

Power : 3 Vd.c.

Distance: 3m

Mk.	Frequency (MHz)	Reading (dBuV)	Detector	Corr. factor (dB/m)	Result (dBuV/m)	Limit (dBuV/m)	Ant.Pos (cm)	Tab.Pos (deg.)	Margin (dB)	Comment
*	39.7194	5.71	peak	14.02	19.73	40.00	100	255	-20.27	
	156.3526	4.91	peak	15.27	20.18	43.50	100	60	-23.32	



Radiated Emission Measurement

Operator: Robert

File :1

Data :#2

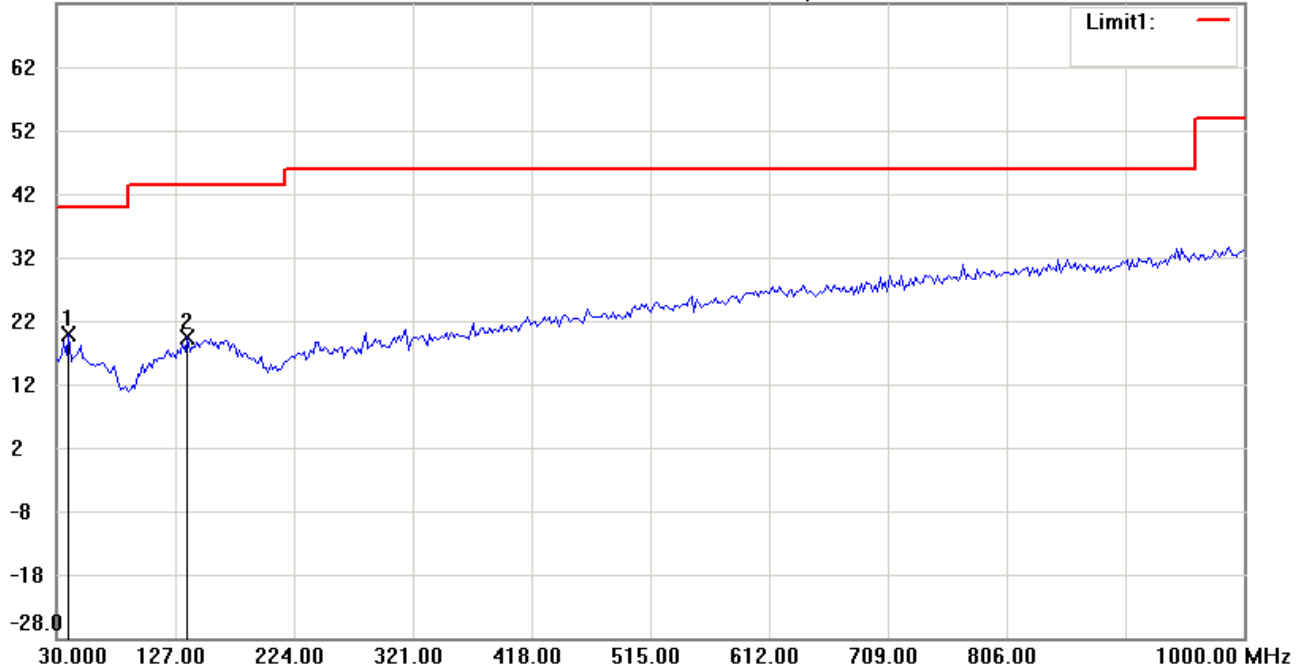
Date: 2016/5/5

Temperature:24 °C

72.0 dBuV/m

Time: 上午 11:17:03

Humidity:60 %



Site : Chamber

Condition : FCC 15.249<1G

EUT : W6M21604-15794

M/N:

Test Mode : 915MHz

Note :

Polarization: *Vertical*

Power : 3 Vd.c.

Distance: 3m

Mk.	Frequency (MHz)	Reading (dBuV)	Detector	Corr. factor (dB/m)	Result (dBuV/m)	Limit (dBuV/m)	Ant.Pos (cm)	Tab.Pos (deg.)	Margin (dB)	Comment
*	39.7194	5.92	peak	14.02	19.94	40.00	100	135	-20.06	
	136.9138	4.68	peak	14.81	19.49	43.50	100	310	-24.01	



Radiated Emission Measurement

Operator: Robert

File :3

Data :#1

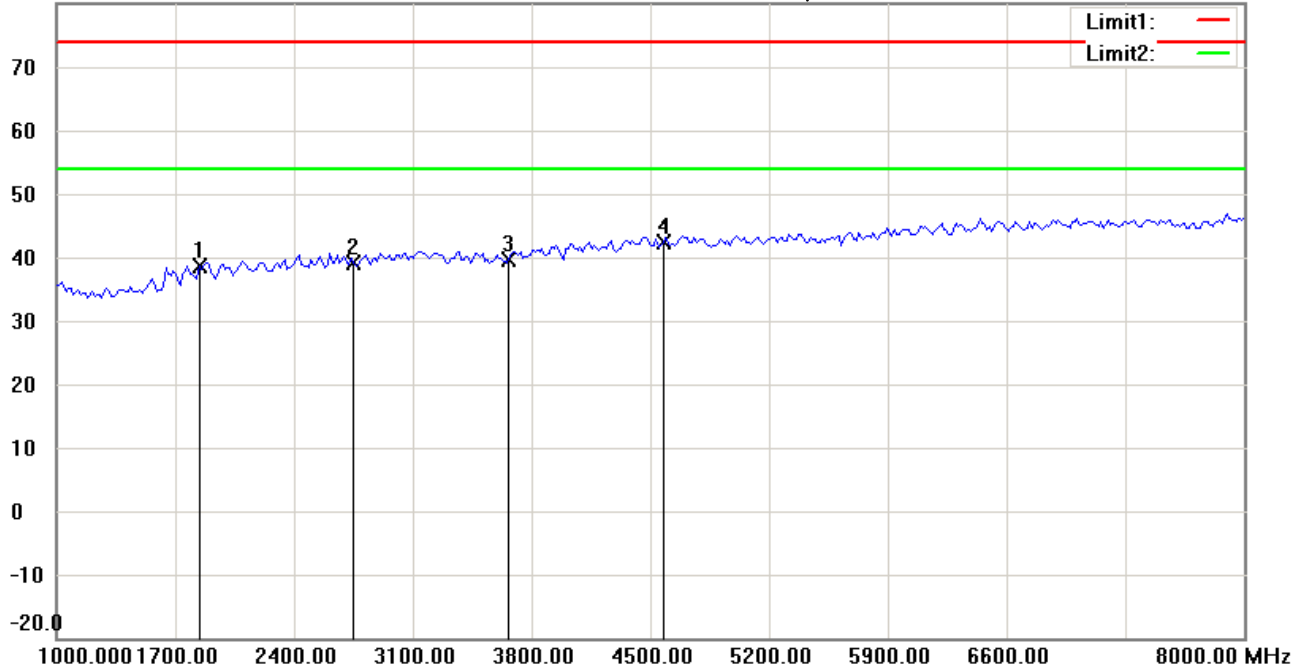
Date: 2016/5/5

Temperature:24 °C

80.0 dBuV/m

Time: 上午 10:09:16

Humidity:60 %



Site : Chamber

Condition : FCC 15.249 PK >1G

EUT : W6M21604-15794

M/N:

Test Mode : 915MHz

Note :

Polarization: *Horizontal*

Power : 3 Vd.c.

Distance: 3m

Mk.	Frequency (MHz)	Reading (dBuV)	Detector	Corr. factor (dB/m)	Result (dBuV/m)	Limit (dBuV/m)	Ant.Pos (cm)	Tab.Pos (deg.)	Margin (dB)	Comment
	1830.000	44.43	peak	-5.77	38.66	74.00	100	14	-35.34	
	2745.000	42.26	peak	-3.08	39.18	74.00	100	204	-34.82	
	3660.000	40.90	peak	-1.38	39.52	74.00	100	354	-34.48	
*	4575.000	42.16	peak	0.11	42.27	74.00	100	25	-31.73	



Radiated Emission Measurement

Operator: Robert

File :3

Data :#3

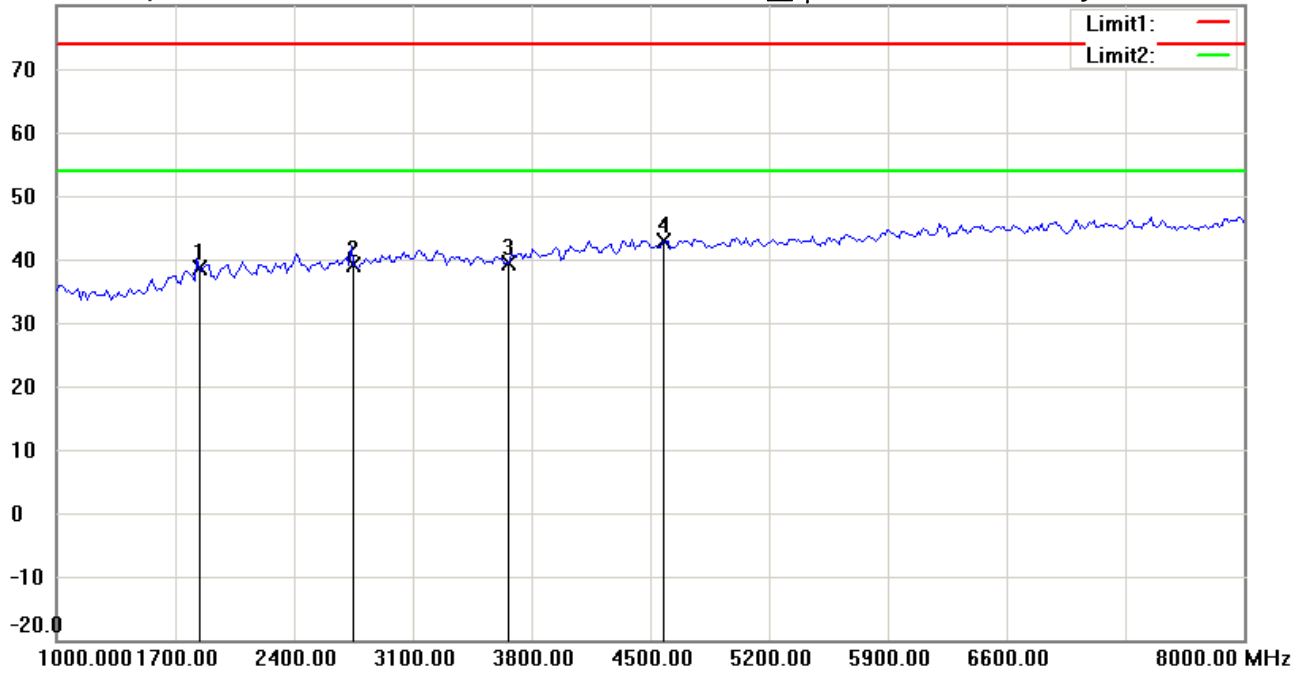
Date: 2016/5/5

Temperature:24 °C

80.0 dBuV/m

Time: 上午 10:12:37

Humidity:60 %



Site : Chamber

Condition : FCC 15.249 PK >1G

EUT : W6M21604-15794

M/N:

Test Mode : 915MHz

Note :

Polarization: *Vertical*

Power : 3 Vd.c.

Distance: 3m

Mk.	Frequency (MHz)	Reading (dBuV)	Detector	Corr. factor (dB/m)	Result (dBuV/m)	Limit (dBuV/m)	Ant.Pos (cm)	Tab.Pos (deg.)	Margin (dB)	Comment
	1830.000	44.44	peak	-5.77	38.67	74.00	100	204	-35.33	
	2745.000	42.14	peak	-3.08	39.06	74.00	100	122	-34.94	
	3660.000	40.87	peak	-1.38	39.49	74.00	100	304	-34.51	
*	4575.000	42.66	peak	0.11	42.77	74.00	100	75	-31.23	



Radiated Emission Measurement

Operator: Robert

File :3

Data :#2

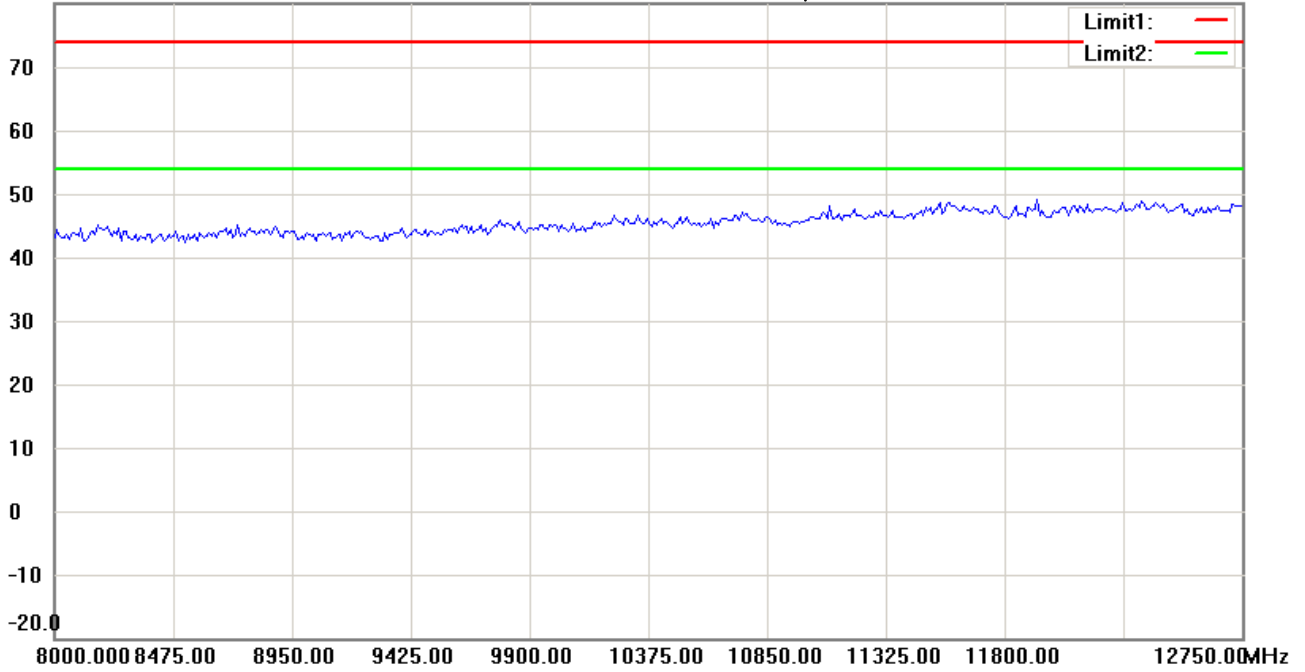
Date: 2016/5/5

Temperature:24 °C

80.0 dBuV/m

Time: 上午 10:11:14

Humidity:60 %



Site : Chamber

Condition : FCC 15.249 PK >1G

EUT : W6M21604-15794

M/N:

Test Mode : 915MHz

Note :

Polarization: *Horizontal*

Power : 3 Vd.c.

Distance: 3m

Mk.	Frequency (MHz)	Reading (dBuV)	Detector	Corr. factor (dB/m)	Result (dBuV/m)	Limit (dBuV/m)	Ant.Pos (cm)	Tab.Pos (deg.)	Margin (dB)	Comment
-----	-----------------	----------------	----------	---------------------	-----------------	----------------	--------------	----------------	-------------	---------



Address:6F.,No.58,Ln 188,Ruey Kuang Rd,Neihu,Taipei  
 Tel:+886-2-6606-8877  
 Fax:+886-2-6606-8875

**Radiated Emission Measurement**

Operator: Robert

File :3

Data :#4

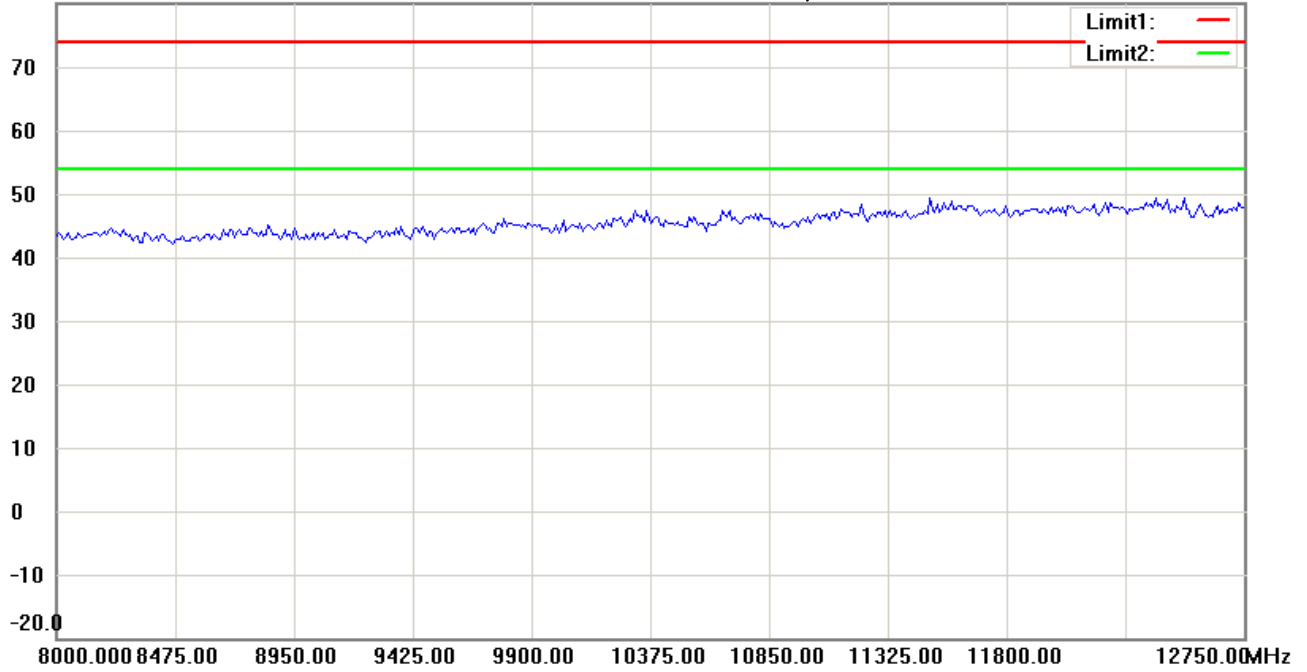
Date: 2016/5/5

Temperature:24 °C

80.0 dBuV/m

Time: 上午 10:14:12

Humidity:60 %



Site : Chamber

Condition : FCC 15.249 PK >1G

EUT : W6M21604-15794

M/N:

Test Mode : 915MHz

Note :

Polarization: *Vertical*

Power : 3 Vd.c.

Distance: 3m

Mk.	Frequency (MHz)	Reading (dBuV)	Detector	Corr. factor (dB/m)	Result (dBuV/m)	Limit (dBuV/m)	Ant.Pos (cm)	Tab.Pos (deg.)	Margin (dB)	Comment
-----	-----------------	----------------	----------	---------------------	-----------------	----------------	--------------	----------------	-------------	---------

\*:Maximum data    x:Over limit    !:over margin



Radiated Emission Measurement

Operator: Robert

File :1

Data :#1

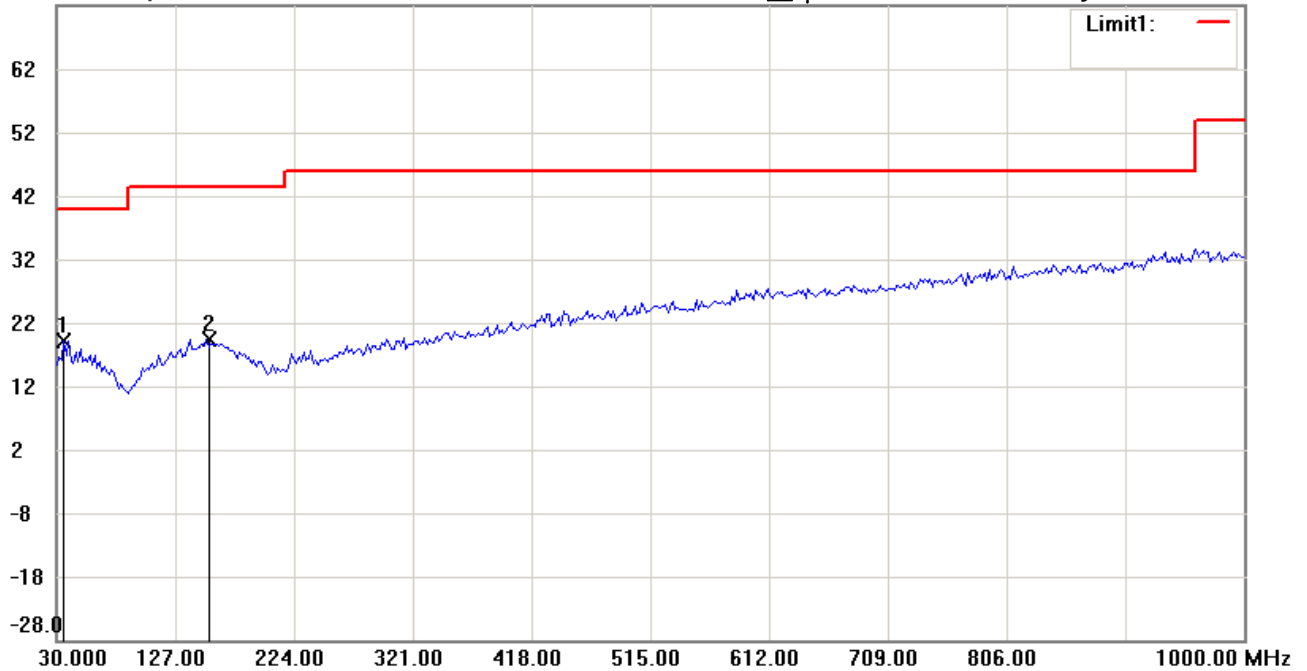
Date: 2016/5/5

Temperature:24 °C

72.0 dBuV/m

Time: 上午 11:35:07

Humidity:60 %



Site : Chamber

Condition : FCC 15.249<1G

EUT : W6M21604-15794

M/N:

Test Mode : 927.6MHz

Note :

Polarization: *Horizontal*

Power : 3 Vd.c.

Distance: 3m

Mk.	Frequency (MHz)	Reading (dBuV)	Detector	Corr. factor (dB/m)	Result (dBuV/m)	Limit (dBuV/m)	Ant.Pos (cm)	Tab.Pos (deg.)	Margin (dB)	Comment
*	35.8316	5.65	peak	13.60	19.25	40.00	100	235	-20.75	
	152.4650	4.16	peak	15.29	19.45	43.50	100	40	-24.05	



Radiated Emission Measurement

Operator: Robert

File :1

Data :#2

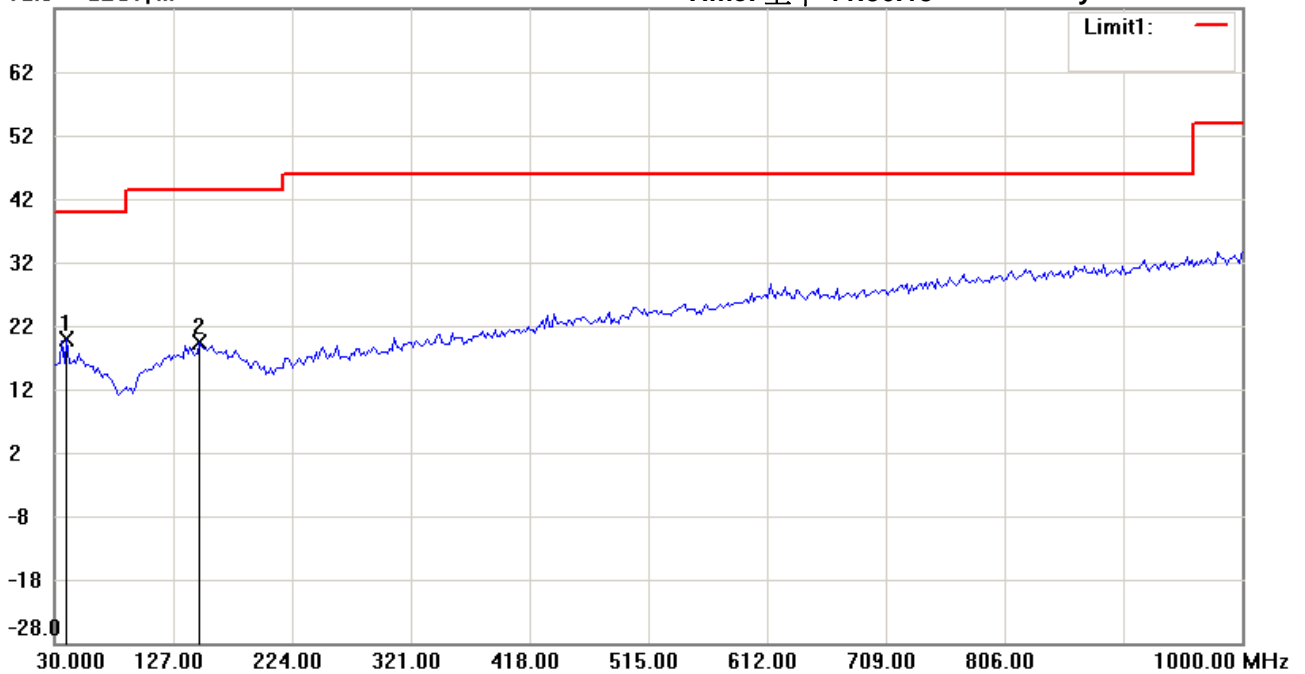
Date: 2016/5/5

Temperature:24 °C

72.0 dBuV/m

Time: 上午 11:36:13

Humidity:60 %



Site : Chamber

Condition : FCC 15.249<1G

EUT : W6M21604-15794

M/N:

Test Mode : 927.6MHz

Note :

Polarization: *Vertical*

Power : 3 Vd.c.

Distance: 3m

Mk.	Frequency (MHz)	Reading (dBuV)	Detector	Corr. factor (dB/m)	Result (dBuV/m)	Limit (dBuV/m)	Ant.Pos (cm)	Tab.Pos (deg.)	Margin (dB)	Comment
*	39.7194	5.87	peak	14.02	19.89	40.00	100	185	-20.11	
	148.5772	4.09	peak	15.26	19.35	43.50	100	340	-24.15	





Radiated Emission Measurement

Operator: Robert

File :3

Data :#1

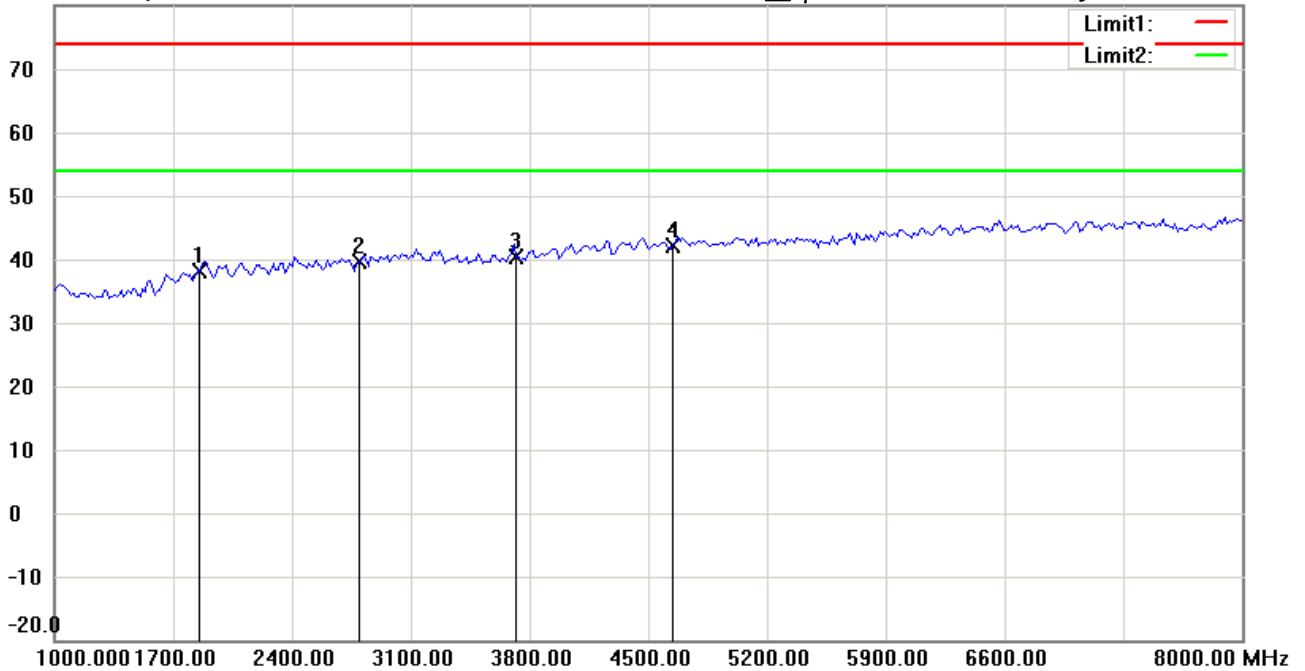
Date: 2016/5/5

Temperature:24 °C

80.0 dBuV/m

Time: 上午 10:17:54

Humidity:60 %



Site : Chamber

Condition : FCC 15.249 PK >1G

EUT : W6M21604-15794

M/N:

Test Mode : 927.6MHz

Note :

Polarization: *Horizontal*

Power : 3 Vd.c.

Distance: 3m

Mk.	Frequency (MHz)	Reading (dBuV)	Detector	Corr. factor (dB/m)	Result (dBuV/m)	Limit (dBuV/m)	Ant.Pos (cm)	Tab.Pos (deg.)	Margin (dB)	Comment
	1855.200	43.65	peak	-5.51	38.14	74.00	100	75	-35.86	
	2782.800	42.61	peak	-3.07	39.54	74.00	100	127	-34.46	
	3710.400	41.59	peak	-1.27	40.32	74.00	100	306	-33.68	
*	4638.000	41.92	peak	0.14	42.06	74.00	100	35	-31.94	



Radiated Emission Measurement

Operator: Robert

File :3

Data :#3

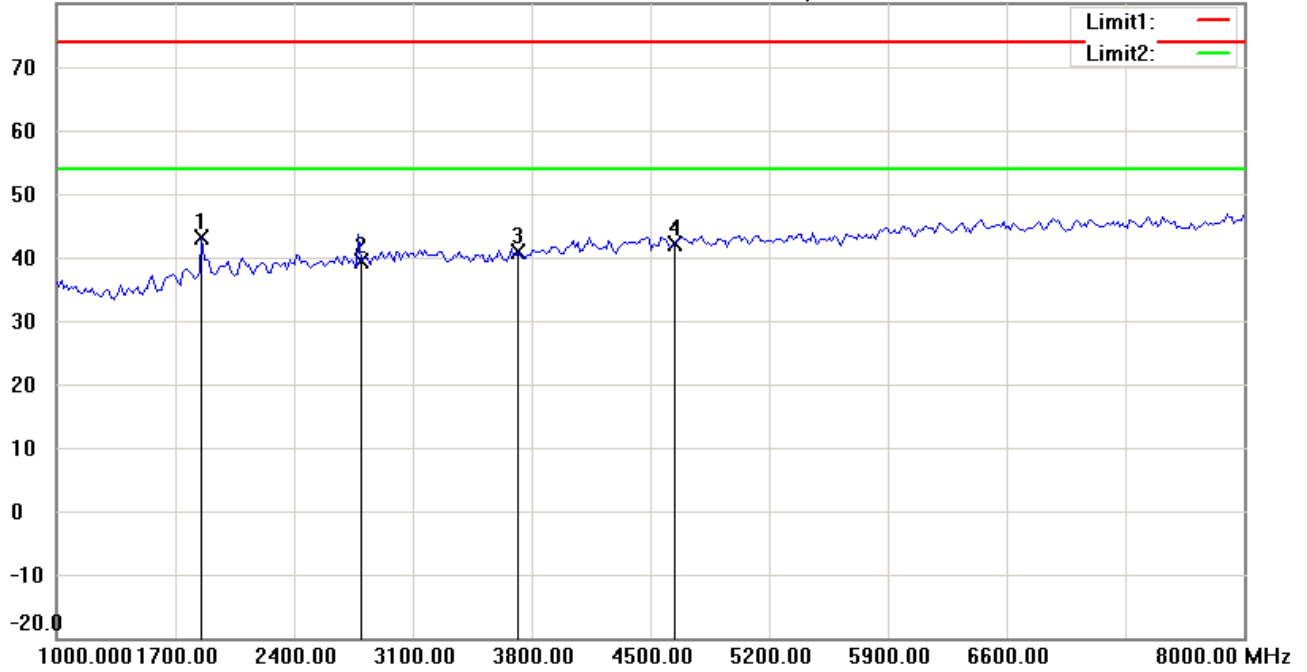
Date: 2016/5/5

Temperature:24 °C

80.0 dBuV/m

Time: 上午 10:20:48

Humidity:60 %



Site : Chamber

Condition : FCC 15.249 PK >1G

EUT : W6M21604-15794

M/N:

Test Mode : 927.6MHz

Note :

Polarization: *Vertical*

Power : 3 Vd.c.

Distance: 3m

Mk.	Frequency (MHz)	Reading (dBuV)	Detector	Corr. factor (dB/m)	Result (dBuV/m)	Limit (dBuV/m)	Ant.Pos (cm)	Tab.Pos (deg.)	Margin (dB)	Comment
*	1855.200	48.60	peak	-5.51	43.09	74.00	100	55	-30.91	
	2782.800	42.46	peak	-3.07	39.39	74.00	100	345	-34.61	
	3710.400	42.11	peak	-1.27	40.84	74.00	100	127	-33.16	
	4638.000	42.00	peak	0.14	42.14	74.00	100	50	-31.86	



Radiated Emission Measurement

Operator: Robert

File :3

Data :#2

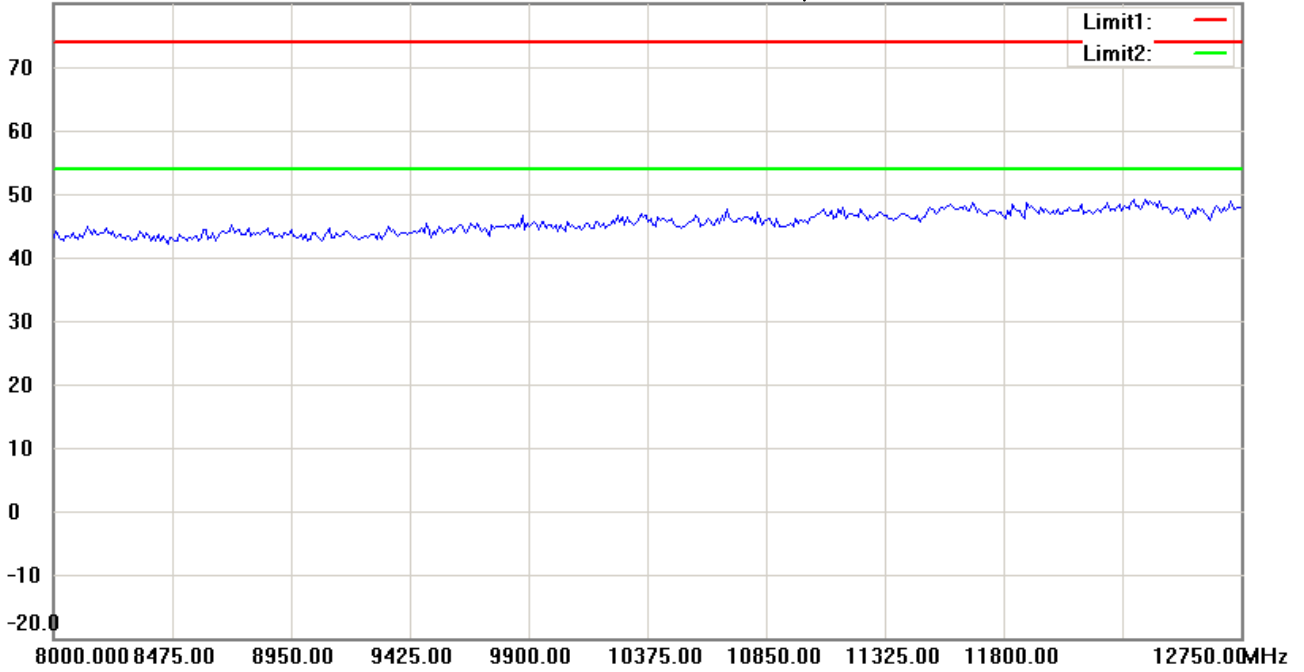
Date: 2016/5/5

Temperature:24 °C

80.0 dBuV/m

Time: 上午 10:19:41

Humidity:60 %



Site : Chamber

Condition : FCC 15.249 PK >1G

EUT : W6M21604-15794

M/N:

Test Mode : 927.6MHz

Note :

Polarization: *Horizontal*

Power : 3 Vd.c.

Distance: 3m

Mk.	Frequency (MHz)	Reading (dBuV)	Detector	Corr. factor (dB/m)	Result (dBuV/m)	Limit (dBuV/m)	Ant.Pos (cm)	Tab.Pos (deg.)	Margin (dB)	Comment
-----	-----------------	----------------	----------	---------------------	-----------------	----------------	--------------	----------------	-------------	---------



Radiated Emission Measurement

Operator: Robert

File :3

Data :#4

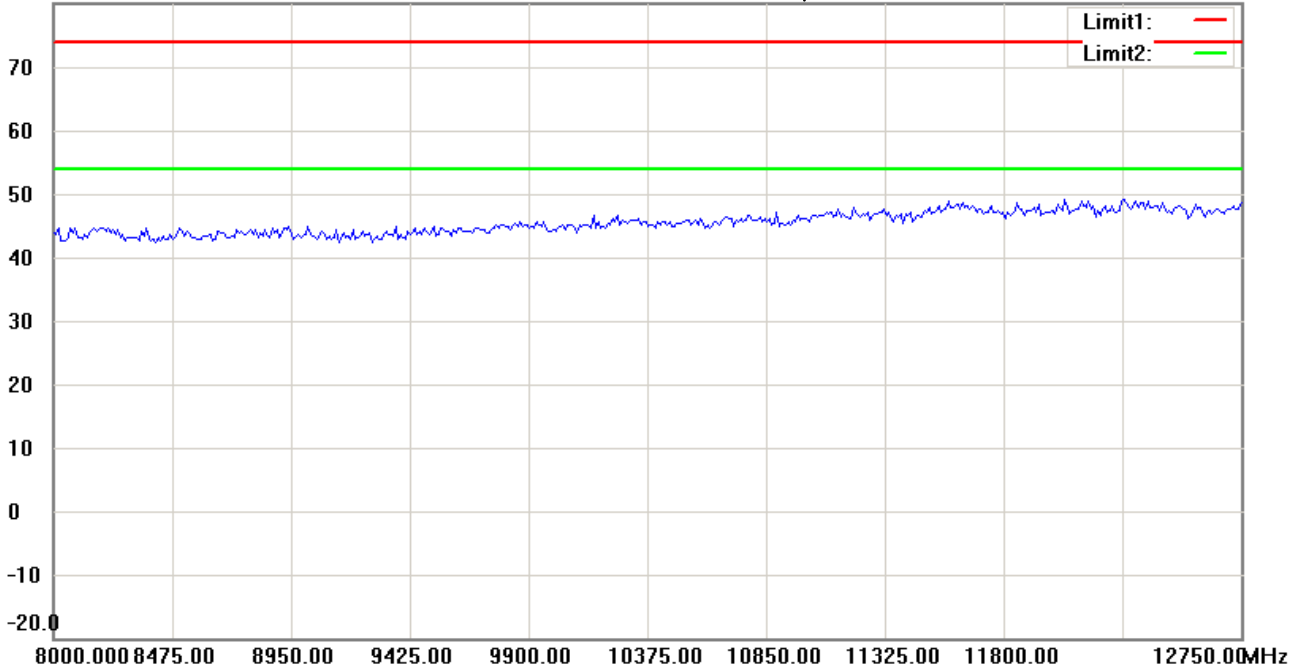
Date: 2016/5/5

Temperature:24 °C

80.0 dBuV/m

Time: 上午 10:22:31

Humidity:60 %



Site : Chamber

Condition : FCC 15.249 PK >1G

EUT : W6M21604-15794

M/N:

Test Mode : 927.6MHz

Note :

Polarization: *Vertical*

Power : 3 Vd.c.

Distance: 3m

Mk.	Frequency (MHz)	Reading (dBuV)	Detector	Corr. factor (dB/m)	Result (dBuV/m)	Limit (dBuV/m)	Ant.Pos (cm)	Tab.Pos (deg.)	Margin (dB)	Comment
-----	-----------------	----------------	----------	---------------------	-----------------	----------------	--------------	----------------	-------------	---------