

APPROVAL SHEET

CUSTOMER : NETGEAR

MODEL NO : Cable-SMA(Mu)-5M-SMA(Mu)

PART NO : ACC-10314-03

DESCRIPTION : Cable Assembly

HPF195 SMA(M)rp + 5M + SMA(M)rp

DATE : 2003/03/28 (Version:0.1)

Customer Approved

Issued	Checked	Approved
Jason Lee	Jac Lee	Damy Wu

Senao International Co., Ltd.

3 fl, No. 529, Chung Cheng Rd., Hsin Tien City, Taipei 231 Taiwan R.O.C.

Tel: 886-2-2218-3588 Fax: 886-2-2218-8843

SMA JACK

Electric properties

- | | |
|-------------------------------------|----------------------|
| 1. Frequency Range..... | 0~8GHz |
| 2. Impedance..... | 50 OHMS± 5Ω |
| 3. SWR..... | ≤1.5 |
| 4. Working Voltage..... | ≤250 <i>Vrms</i> |
| 5. Dielectric Withstanding Voltage. | ≤750 <i>Vrms</i> |
| 6. Insulation Resistance..... | ≥2000 <i>Megohms</i> |
| 7. Contact Resistance..... | 3.0 Milliohms(Max) |
| (Center contact) | |
| 8. Contact Resistance..... | 2.5 Milliohms(Max) |
| (Outer contact) | |
| 9. Insertion Loss..... | 0.2dB |

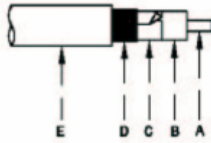
Mechanical Properties

- | | |
|---|-----------------------------------|
| 1. Recommended coupling nut torque..... | 4.0 in.lbs.~8.8 in.lbs. |
| 2. Coupling nut retention force..... | ≥50 lbs |
| 3. Contact captivation axial..... | ≥5 lbs. |
| 4. Operating Temperature..... | -40°C~+80°C |
| 5. Thermal Shock..... | MIL-STD-202,Method107,ConditionB |
| 6. Corrosion..... | MIL-STD-202,Method101,ConditionB |
| 7. Shock..... | MIL-STD-202,Method213,Condition I |
| 8. Vibration..... | MIL-STD-202,Method204,ConditionD |
| 9. Moisture Resistance..... | MIL-STD-202,Method106 |

Material Properties

- | | |
|-------------------|---|
| 1. Body..... | Brass Per JIS H3250 C3604 BD,
Gold Plated,Per MIL-G-45204 |
| 2. Contact..... | Beryllium Copper Per QQ-C-530,
Gold Plated,Per MIL-G-45204 |
| 3. Insulator..... | PTFE Fluorocarbon Per ASTM D 1710 |

CABLE HPF195



Rev	Change	By	Date

MASTER

Construction:

- A) Center Conductor:
Bare Copper
OD 0.0375" ± .0005"
- B) Dielectric:
Foam Polyethylene
OD 0.110" Nom.
- C) Inner Shield:
Bonded Aluminum Composite Tape
OD 0.116" Nom.
- D) Outer Shield:
36 AWG Tin Plated Copper
90% Minimum Coverage
OD 0.137" Nom.
- E) Jacket:
FRPVC(Black)
OD 0.195" ± 0.005"
Printed "Harbour Industries HPF195HFPVC CATVR
75C 18 AWG (UL)"

Electrical:

- Impedance: 50 Ohms Nom.
- Capacitance: 24.4 pF/ft Nom.
- Velocity of Propagation: 80 % Nom.
- Shielding Effectiveness: >90 dB
- Voltage Withstand: 2,500 VDC
- VSWR(.45-6.00GHz): <1.15:1 Typical
1.30:1 Maximum

Frequency GHz	Attenuation dB/100 Ft	
	Typical	(Max.)
1.00	11.4	(12.5)
2.00	16.3	(18.0)
3.00	20.2	(22.2)
4.00	23.5	(25.9)
5.00	26.5	(29.1)
6.00	29.2	(32.1)

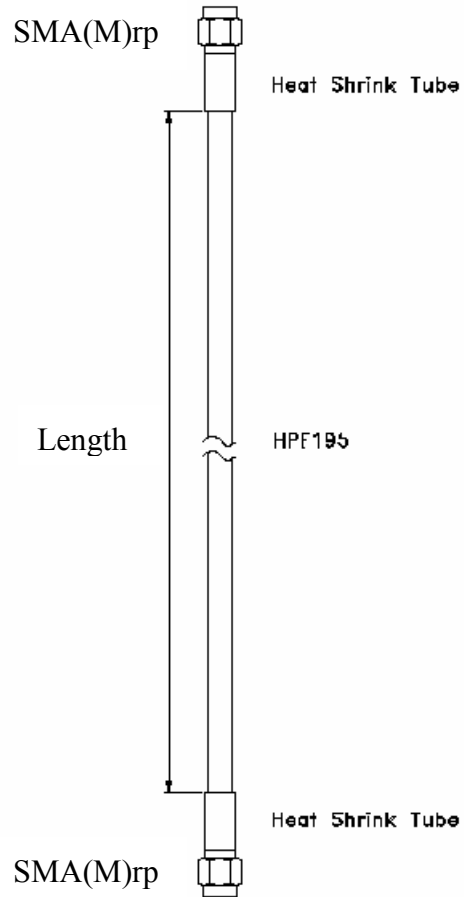
Physical Properties:

- Weight: 20.6 lbs/ 1000ft
- Minimum Bend Radius: 1.0 in
- Operating Temp. Range: -40 to +75 °C

Drawn By: MTPiner		This drawing contains proprietary information and is issued in strict confidence and shall not be copied, reproduced, transmitted or disclosed to any third party either wholly or in part without prior written approval of Harbour Industries.		
Approved By: <i>MTPiner</i>				
Date: 01/27/03	Scale: None	Part Number: TBD	Rev:	Sheet 1 of 1
Drawing Name: HPF195HFPVC		Drawing Number: 012703_1		

Dimension

Cable Length: 5000mm

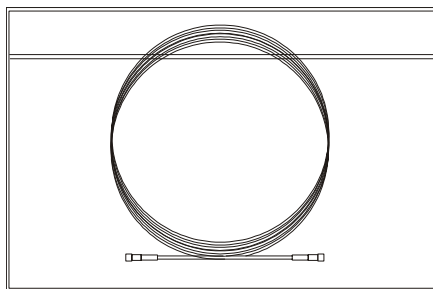


Packages

Plastic Bag Size: 450(L) * 280(W) * 0.12(H) mm

Quantity : 1PCS/SET

Weight : 225g



Carton Size: 320(L) * 250(W) * 230(H) mm

Quantity : 20PCS/Carton

Weight : 5.4Kg

