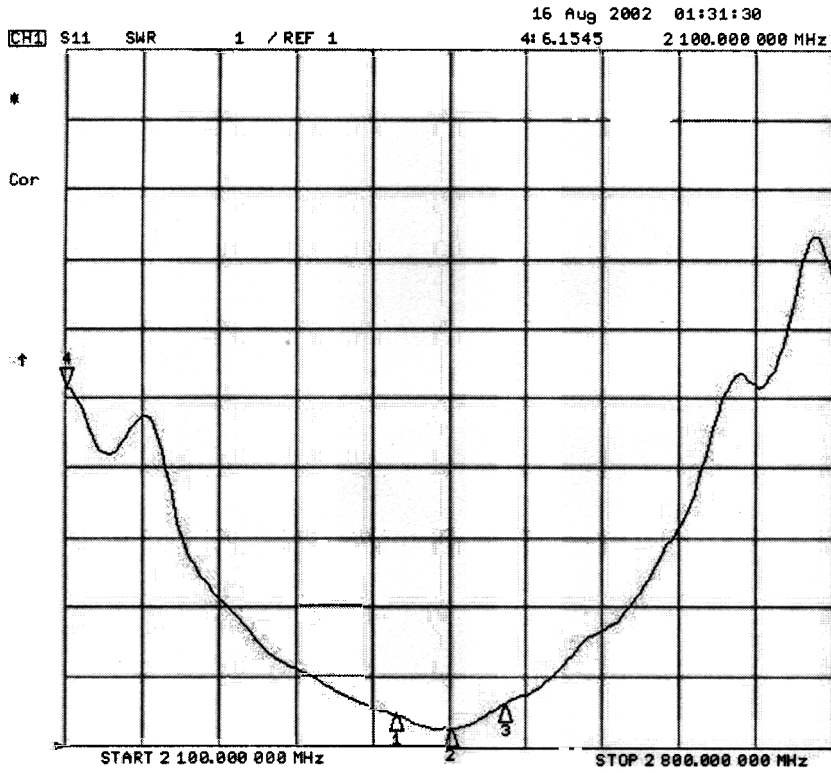
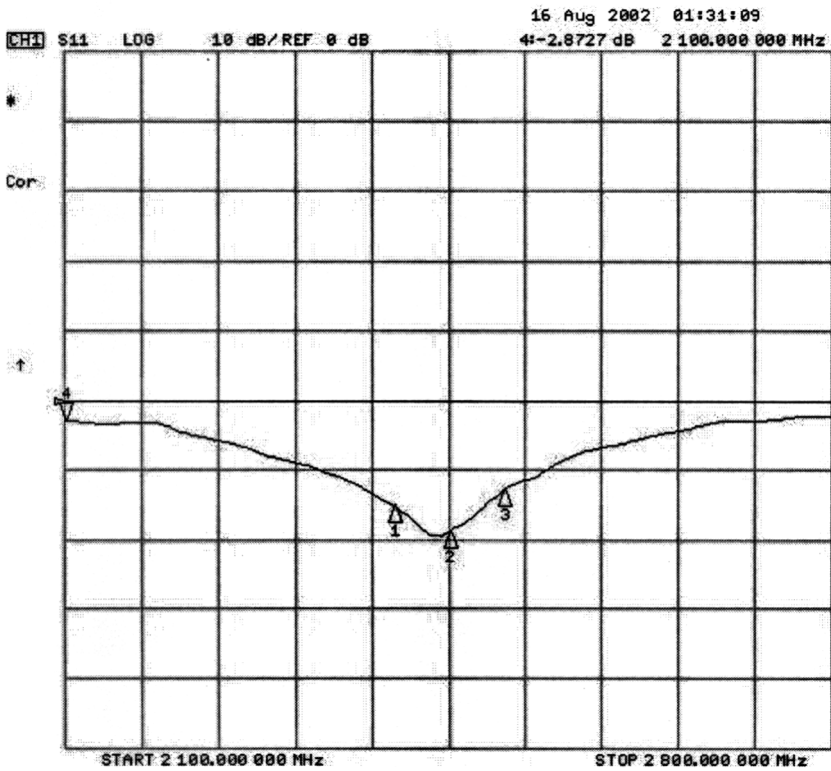


VSWR



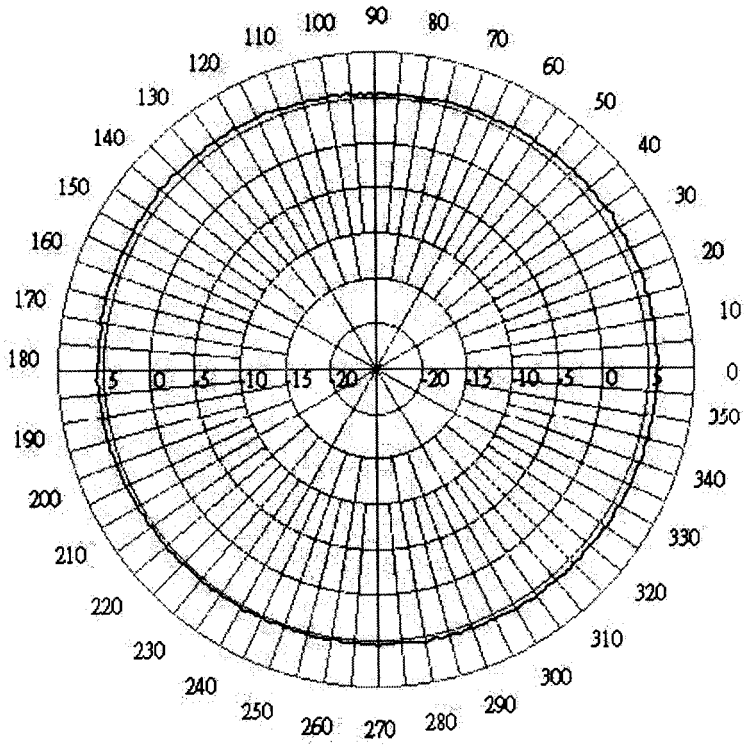
CH1 Markers
1: 1.4292
2.40000 GHz
2: 1.2581
2.45000 GHz
3: 1.6123
2.50000 GHz

Return Loss

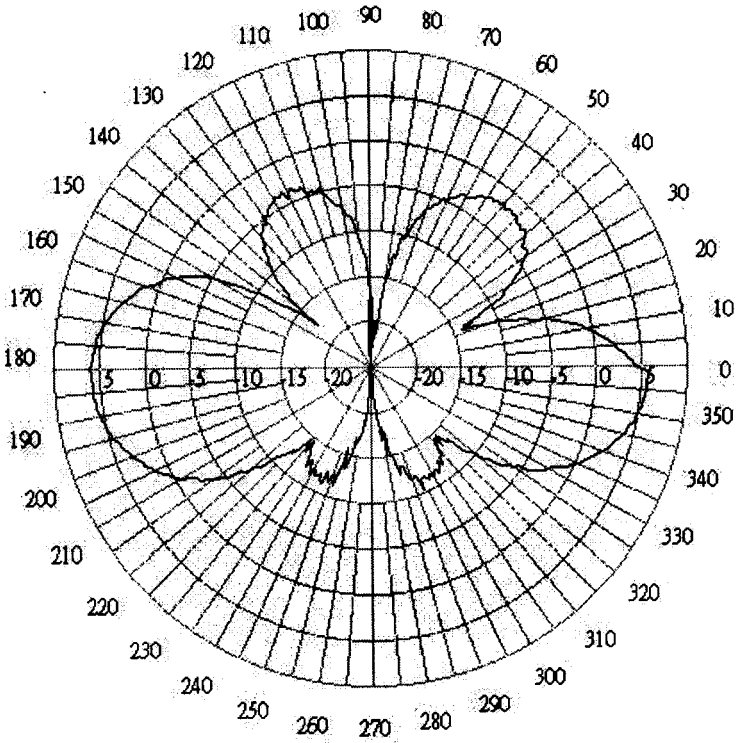


CH1 Markers
1: -15.028 dB
2.40000 GHz
2: -18.839 dB
2.45000 GHz
3: -12.854 dB
2.50000 GHz

H-Plane



E-Plane



SMA Specifications

Electrical Properties

1 Impedance.....	50 Ohms
2 Frequency Range.....	0~8 Ghz
3 SWR.....	1.1 (Max.)
4 Working Voltage.....	≤ 250 Vrms
5 Dielectric Withstanding Voltage.....	≤ 750 Vrms
6 Insulation Resistance.....	≥ 2000 Megohms
7 Contact Resistance.....	Center contact: 3.0 Milliohms (Max.) Outer contact: 2.5 Milliohms (Max.)
8 Insertion Loss.....	0.2 dB

Environmental Ratings

1 Operating Temperature.....	$-65^{\circ}\text{C} \sim +165^{\circ}\text{C}$
2 Thermal Shock.....	MIL-STD-202, Method 107, Condition B
3 Corrosion.....	MIL-STD-202, Method 101, Condition B
4 Shock.....	MIL-STD-202, Method 213, Condition I
5 Vibration.....	MIL-STD-202, Method 204, Condition D
6 Moisture Resistance.....	MIL-STD-202, Method 106

Material Specifications

1 Body...	Brass Per JIS H3250 C3604 BD, Black chrome Plated
2 Contact.	Beryllium Copper Per QQ-C-530, Gold Plated Per MIL-G-45204
3 Insulator.....	PTFE Fluorocarbon Per ASTM D 1710



欣格科技股份有限公司 Antenniques Co.,Ltd

台北縣樹林市柑園街二段 122 巷 6 號 5 樓 TEL : 02-2668-5793 FAX : 02-2668-5795

5F, No. 6, Lane 122, Sec 2, Ganyun St, Shulin Chulin City, Taipei Hsien, 238 Taiwan R.O.C.

E-mail : anten.niques@msa.hinet.net 網 站 : www.antenniques.com.tw