



ITS Lab.

*RBW 3 kHz

Marker 1 [T1]

VBW 10 kHz

-6.13 dBm

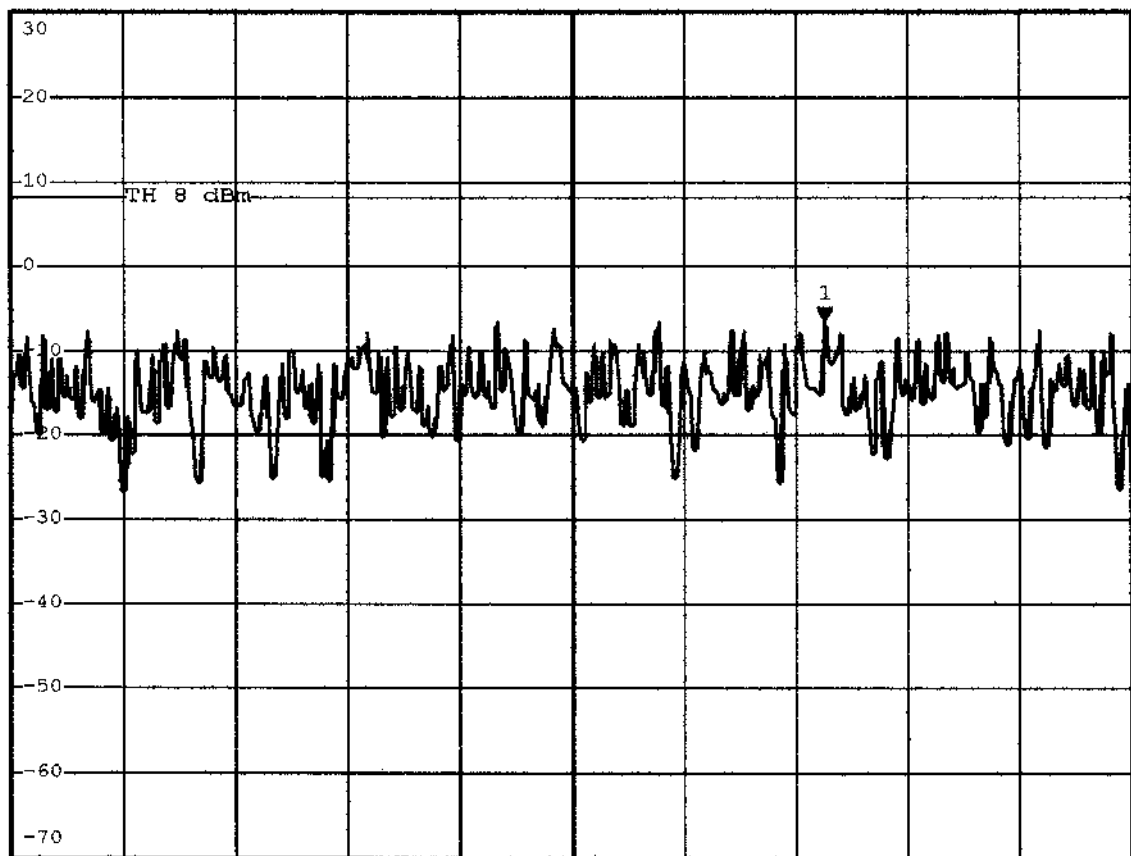
Ref 30 dBm

*Att 40 dB

*SWT 500 s

2.412339000 GHz

1 PK
MATH



Center 2.412 GHz

150 kHz/

Span 1.5 MHz

Comment A: Power density at low channel

Date: 2.JAN.2002 10:01:56



ITS Lab.

*RBW 3 kHz

Marker 1 [T1]

VBW 10 kHz

-5.04 dBm

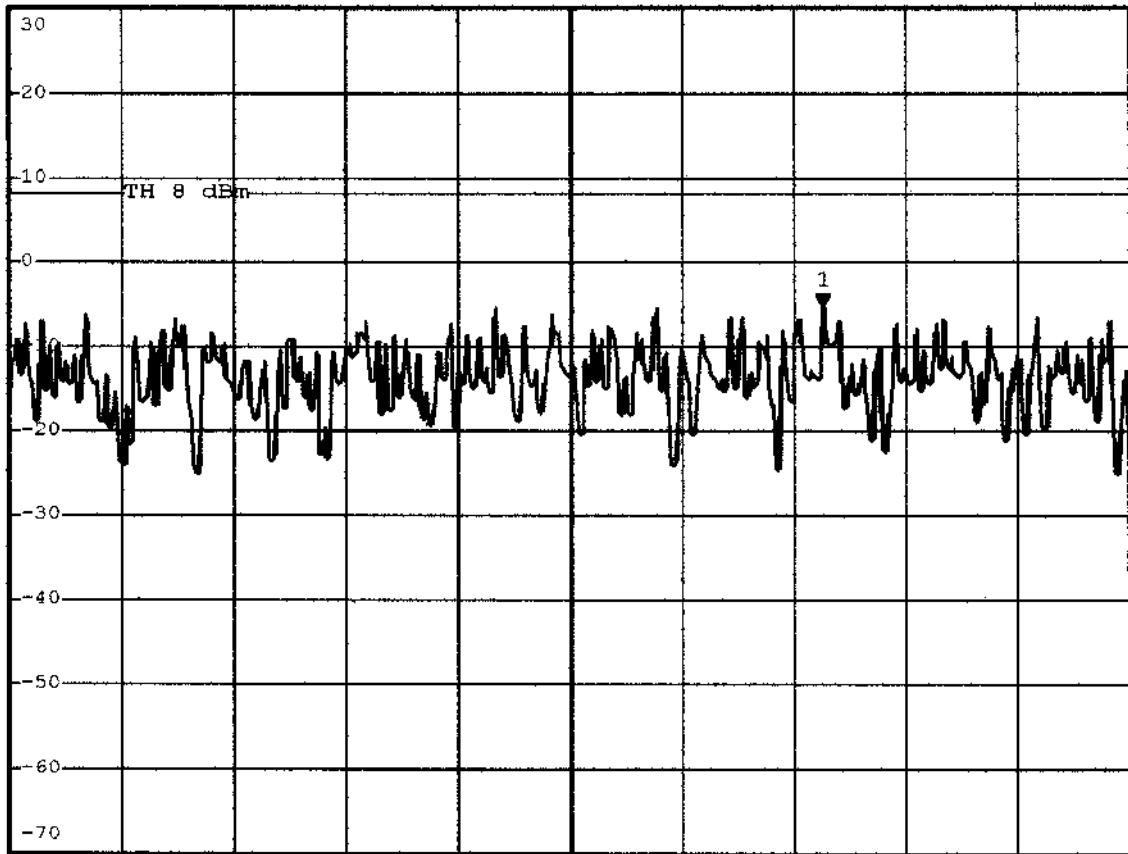
Ref 30 dBm

*Att 40 dB

*SWT 500 s

2.437339000 GHz

1 PK
MAXH



Center 2.437 GHz

150 kHz/

Span 1.5 MHz

Comment A: Power density at middle channel

Date: 2.JAN.2002 09:52:21



ITS Lab.

*RBW 3 kHz

Marker 1 [T1]

VBW 10 kHz

-5.34 dBm

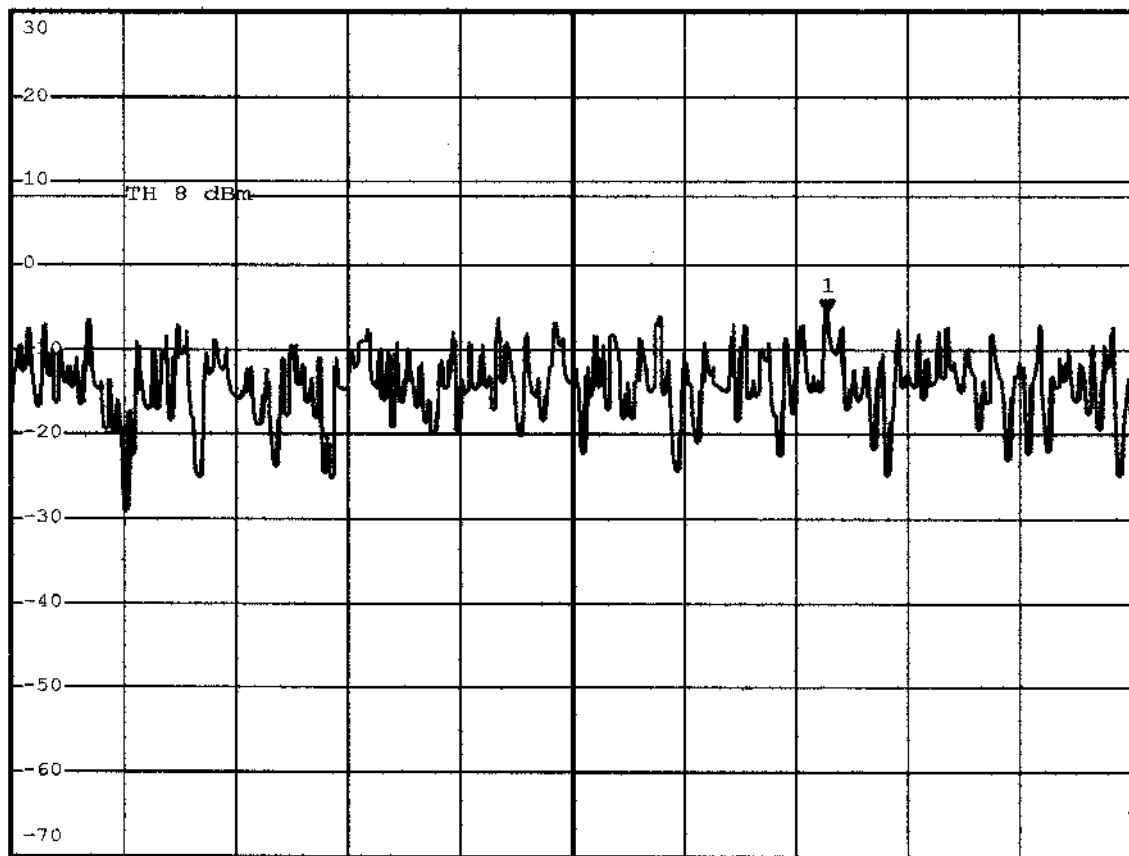
Ref 30 dBm

*Att 40 dB

*SWT 500 s

2.462342000 GHz

1 PK
MAXH



Center 2.462 GHz

150 kHz/

Span 1.5 MHz

Comment A: Power density at high channel

Date: 2.JAN.2002 09:41:32