



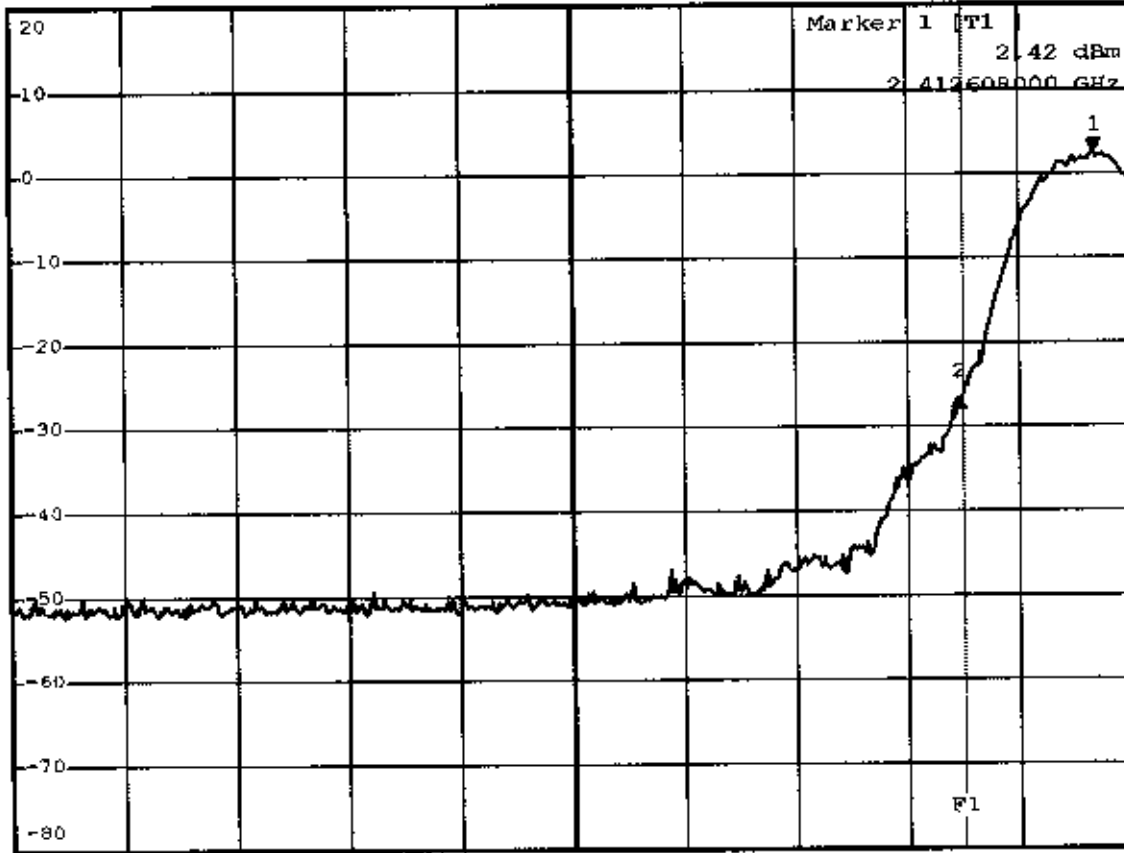
\*RBW 1 MHz    Delta 2 [T1 ]  
VBW 3 MHz    -29.01 dB  
SWT 5 ms    -12.932000000 MHz

Ref 20 dBm

\*Att 30 dB

Marker 1 [T1]  
2.42 dBm  
2.412608000 GHz

1 PK  
MAX



Start 2.31 GHz

10.6 MHz/

Stop 2.416 GHz

*low keys*

Comment A: Band-edges at ~~high~~ channel with antenna A tx  
F1=2400MHz

Date: 11.JUN.2002 15:03:01



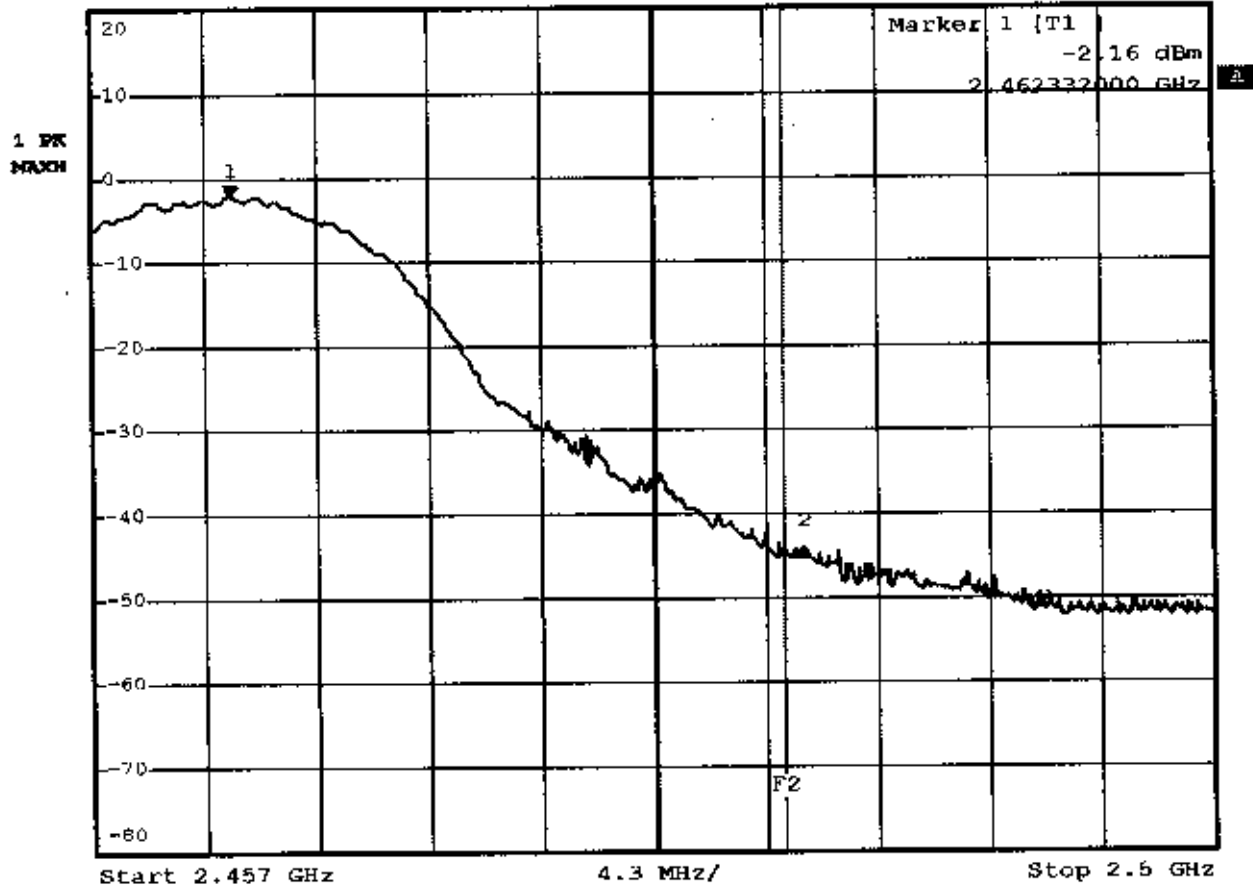
\*RBW 1 MHz    Delta 2 [T1 ]  
VBW 3 MHz    -41.80 dB  
\*Att 30 dB    SWT 2.5 ms    21.93000000 MHz

Ref 20 dBm

\*Att 30 dB

SWT 2.5 ms

21.93000000 MHz



Comment A: Band-edge at high channel with antenna A tx

F2-2483.5MHz

Date: 11.JUN.2002 15:00:40



\*RBW 1 MHz    Delta 2 [T1 ]  
VBW 3 MHz    -28.76 dB  
SWT 5 ms    -12.72000000 MHz

Ref 20 dBm

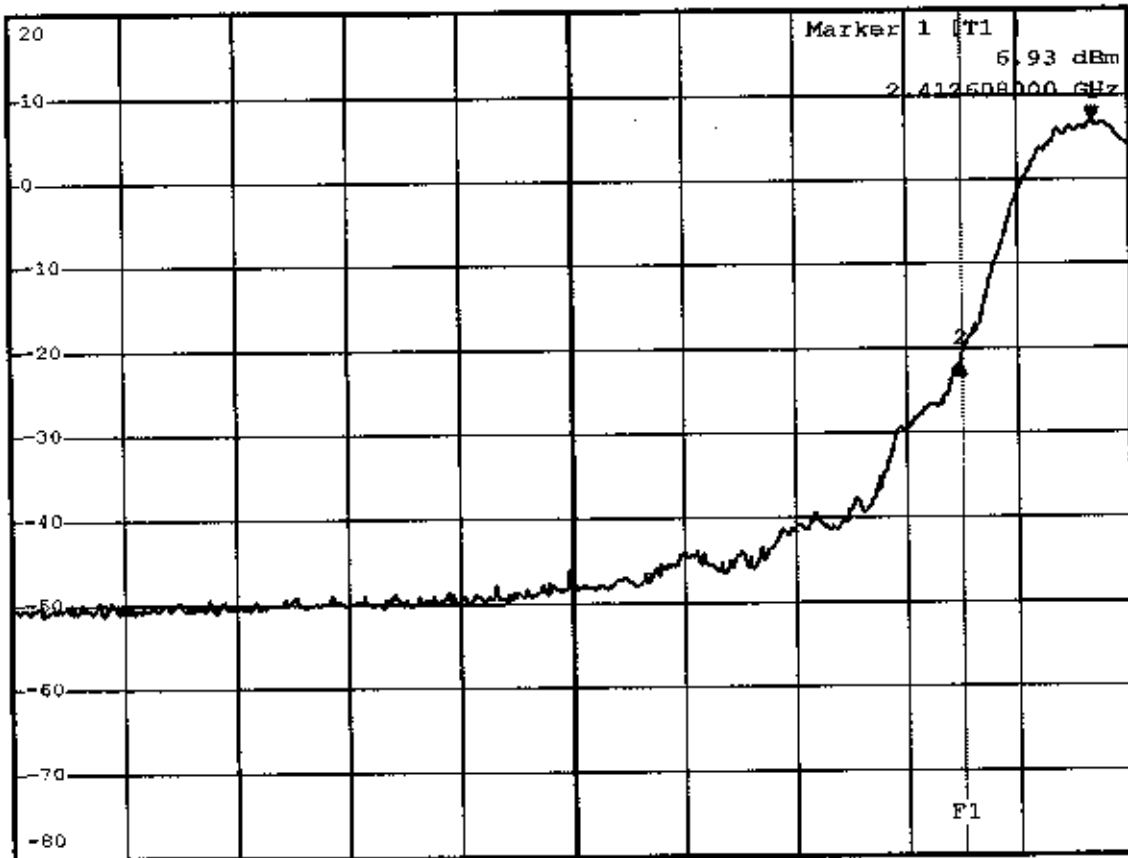
\*Att 30 dB

Marker 1 [T1]

6.93 dBm

2.412600000 GHz

1 PK  
MAXH



Start 2.31 GHz

10.6 MHz/

Stop 2.416 GHz

Comment A: Band-edge at low channel with antenna B tx

F1=2400MHz

Date: 11.JUN.2002 13:13:16



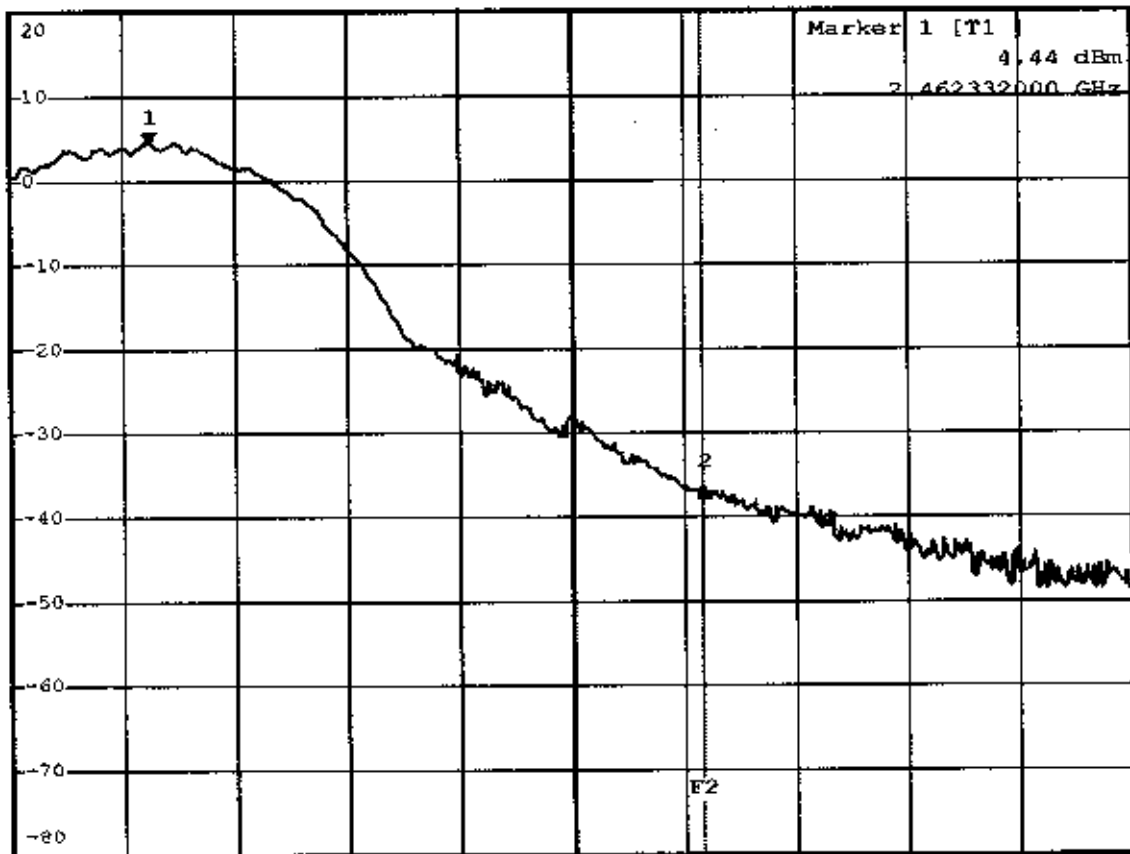
\*RBW 1 MHz    Delta 2 [T1 ]  
VBW 3 MHz    -40.92 dB  
SWT 2.5 ms    21.242000000 MHz

Ref 20 dBm

\*Att 30 dB

Marker	1 [T1]
	4.44 dBm
	2.462332000 GHz

1 PK  
MARKER



Start 2.457 GHz

4.3 MHz/

Stop 2.5 GHz

Comment A: Band-edge at high channel with antenna B tx

F2-2483.5MHz

Date: 11.JUN.2002 13:18:54