



\*RBW 1 MHz

Marker 1 [T1 ]

\*VBW 3 MHz

-15.65 dBm

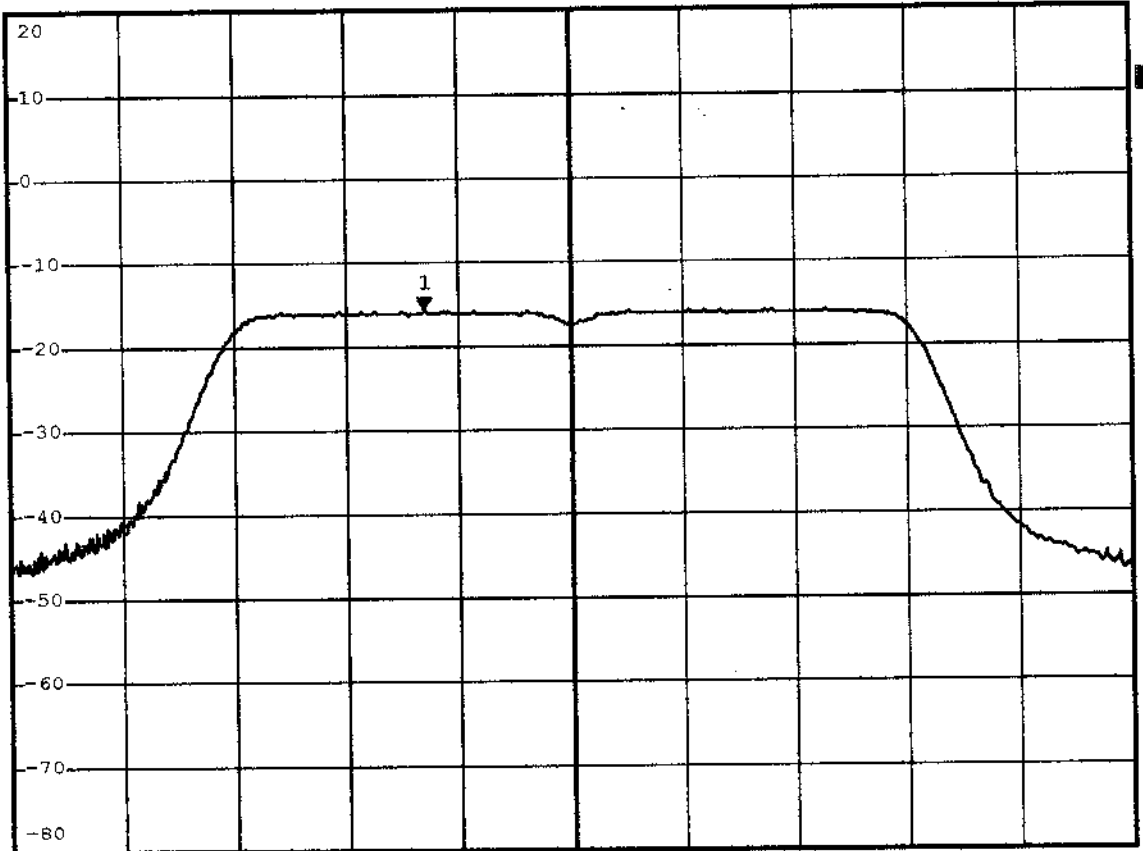
Ref 20 dBm

\*Att 30 dB

SWT 20 ms

5.176490000 GHz

1 AV\*  
MAXH



Center 5.18 GHz

2.7 MHz/

Span 27 MHz

Comment A: Power density at low channel

ATT=10dB CL=1dB

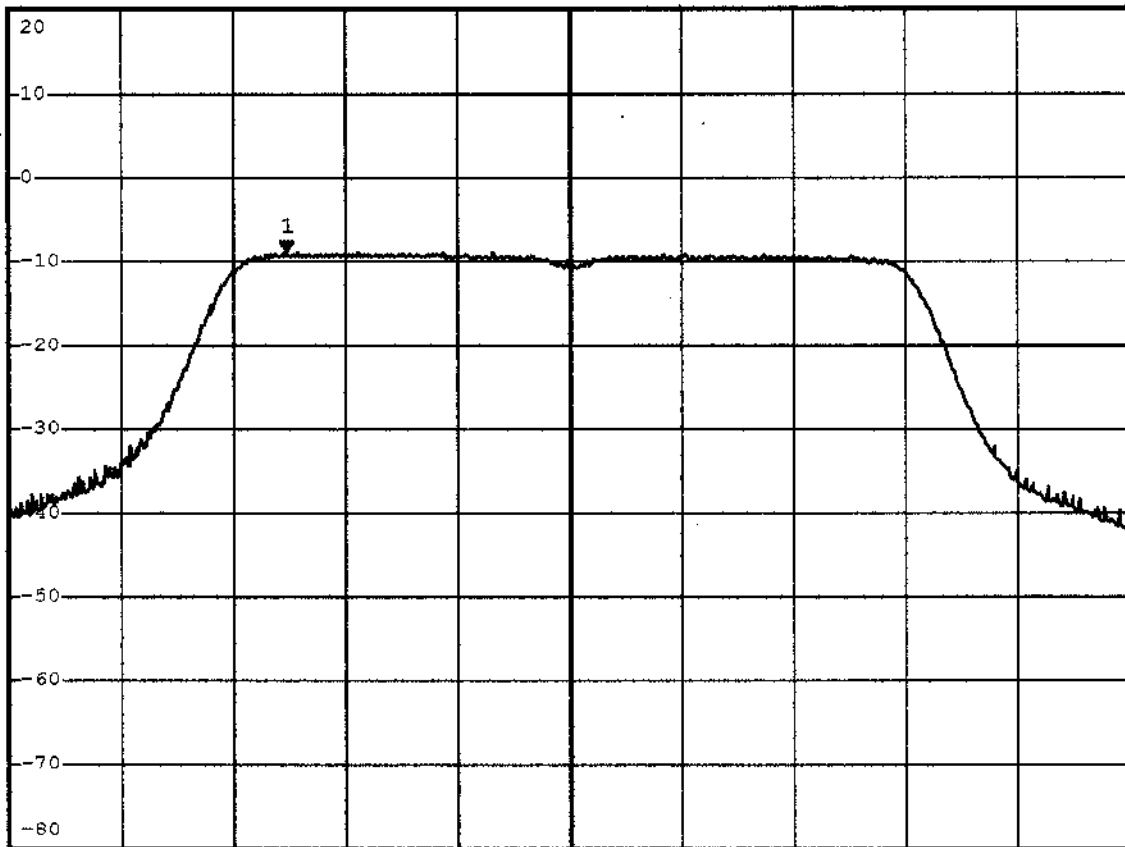


\*RBW 1 MHz      Marker 1 [T1 ]  
\*VBW 3 MHz      -9.10 dBm  
SWT 20 ms      5.253196000 GHz

Ref 20 dBm

\*Att 30 dB

1 ΔV\*  
MAXH



Center 5.26 GHz

2.7 MHz/

Span 27 MHz

Comment A: Power density at middle channel B  
ATT=10dB CL=1dB



\*RBW 1 MHz

Marker 1 [T1]

\*VBW 3 MHz

-11.79 dBm

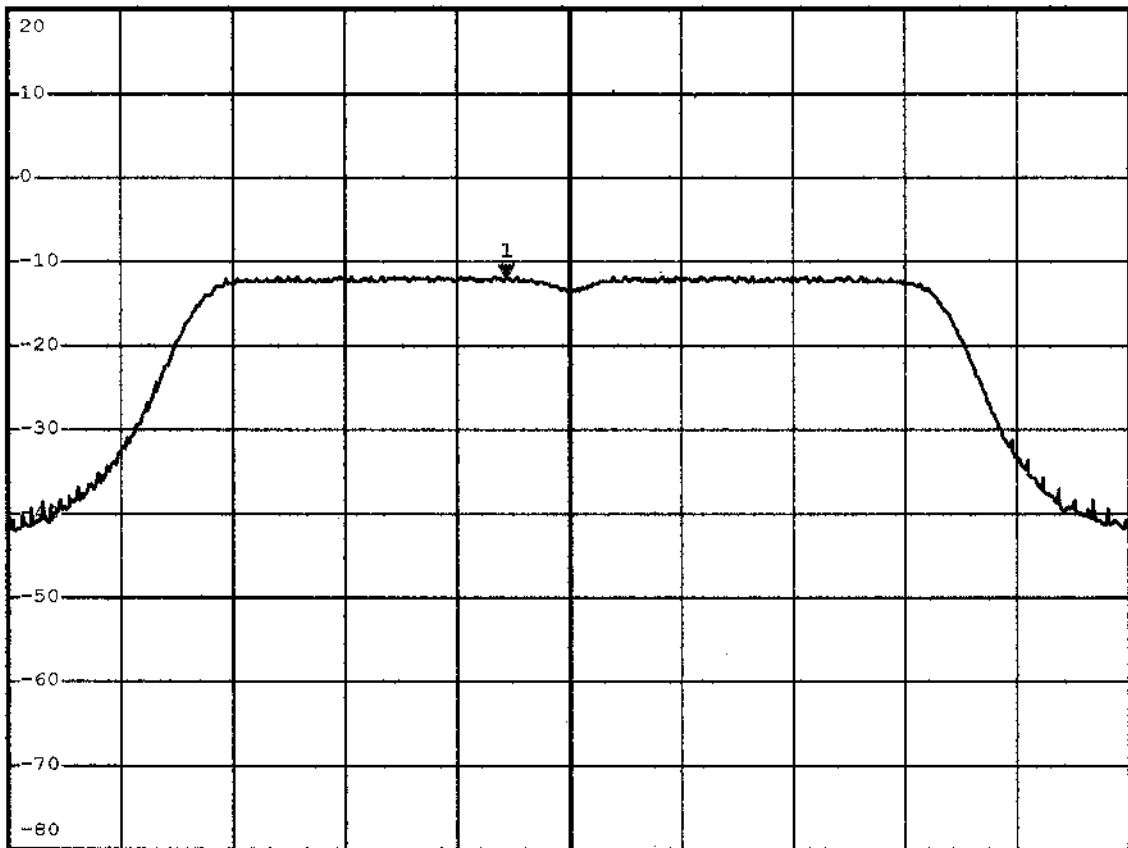
Ref 20 dBm

\*Att 30 dB

SWT 20 ms

5.318600000 GHz

1 AV\*  
MACH



Center 5.32 GHz

2.5 MHz/

Span 25 MHz

Comment A: Power density at high channel EN B  
ATT=10dB CL=1dB



\*RBW 1 MHz

Marker 1 [T1 ]

\*VBW 3 MHz

-10.76 dBm

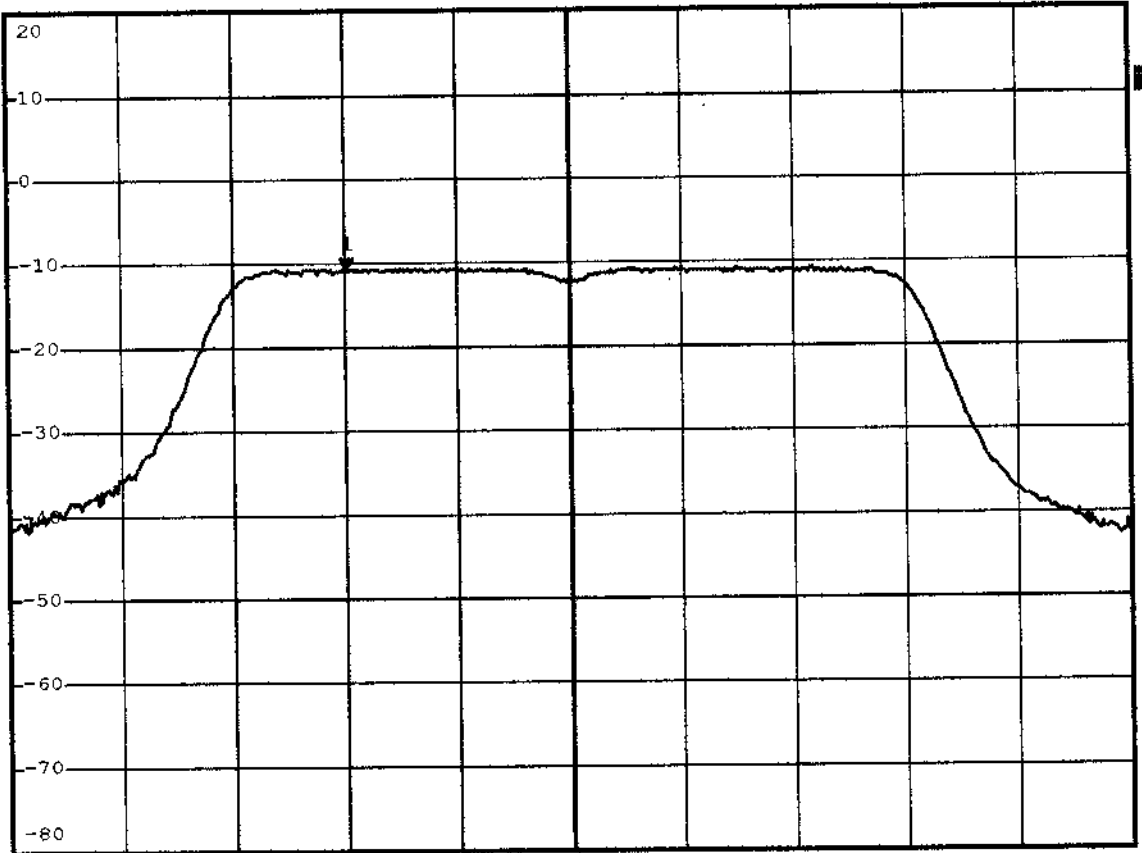
Ref 20 dBm

\*Att 30 dB

SWT 20 ms

5.739654000 GHz

1 AV\*  
MAXH



Center 5.745 GHz

2.7 MHz/

Span 27 MHz

Comment A: Power density at low channel (5745MHz)

ATT=10dB CL=1dB

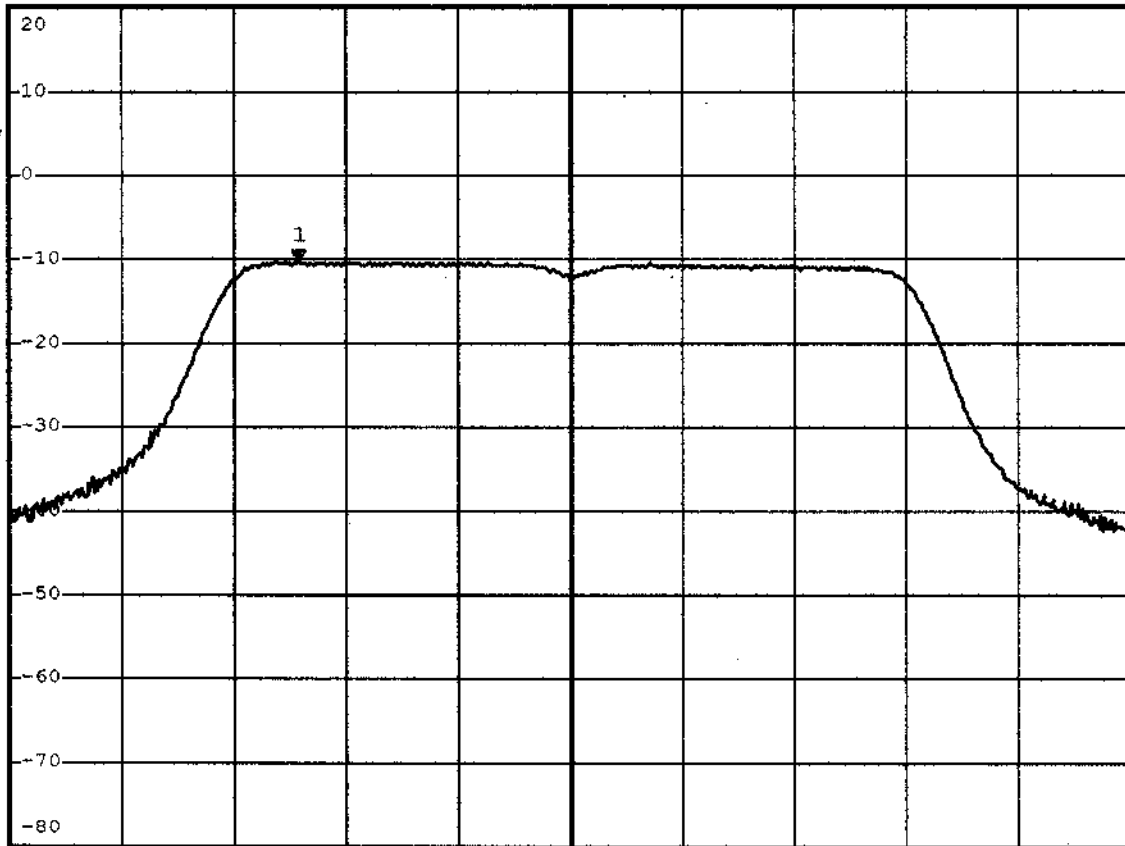


\*RBW 1 MHz      Marker 1 [T1 ]  
\*VBW 3 MHz      -10.38 dBm  
SWT 20 ms      5.798466000 GHz

Ref 20 dBm

\*Att 30 dB

1 AV\*  
MAXH



Center 5.805 GHz

2.7 MHz/

Span 27 MHz

Comment A: Power density at high channel (5805MHz)

ATT=10dB CL=1dB



\*RBW 1 MHz

Marker 1 [T1]

\*VBW 3 MHz

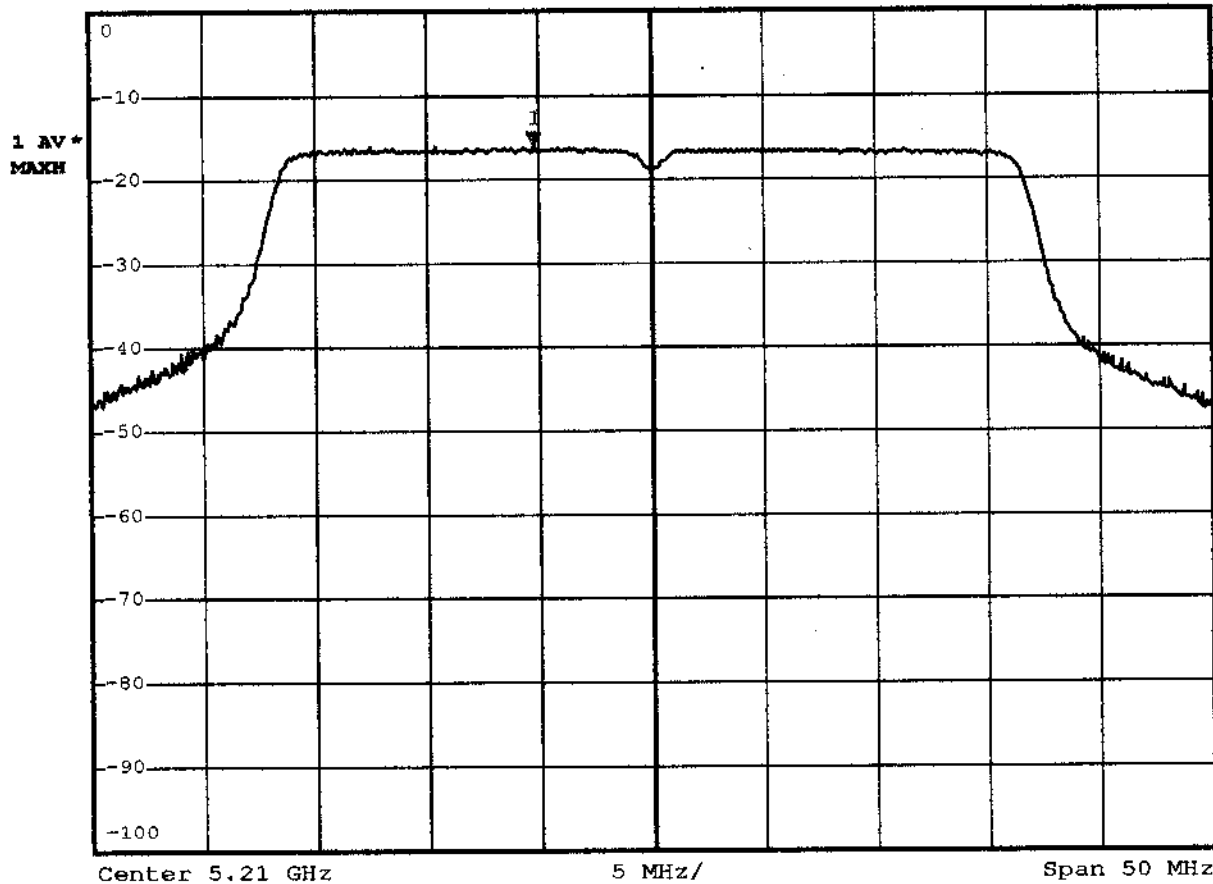
-15.97 dBm

Ref 0 dBm

\*Att 20 dB

SWT 20 ms

5.204800000 GHz



Comment A: Power density at low channel (5210MHz)

ATT=10dB CL=1dB



\*RBW 1 MHz

Marker 1 [T1 ]

\*VBW 3 MHz

-8.51 dBm

Ref 10 dBm

\*Att 20 dB

SWT 20 ms

5.277300000 GHz



Comment A: Power density at middle channel (5290MHz)

ATT=10dB CL=1dB



\*RBW 1 MHz

Marker 1 [T1]

\*VBW 3 MHz

-12.02 dBm

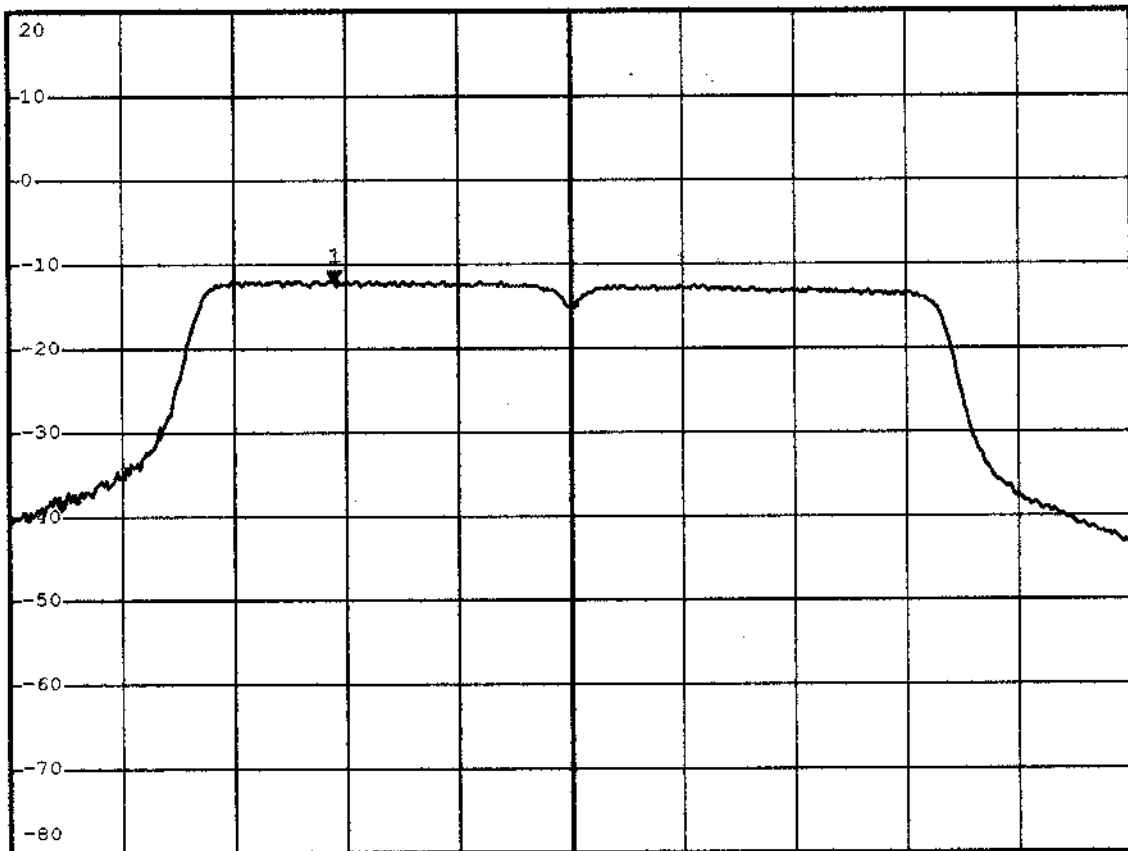
Ref 20 dBm

\*Att 30 dB

SWT 20 ms

5.789500000 GHz

1 AV\*  
MAGN



Center 5.8 GHz

5 MHz/

Span 50 MHz

Comment A: Power density at high channel(5800MHz)

ATT=10dB CL=1dB