


FRONT VIEW

HUNTER INDUSTRIES INC.
WIRELESS RAIN-CLIK
MODEL: WR-CLIK

FCC SUBPART B AND C; RSS-210 AND RSS-GEN – RADIATED EMISSIONS – BELOW 1 GHz
U2 VERSION

**PHOTOGRAPH SHOWING THE EUT CONFIGURATION
FOR MAXIMUM EMISSIONS**




REAR VIEW

HUNTER INDUSTRIES INC.
WIRELESS RAIN-CLIK
MODEL: WR-CLIK

FCC SUBPART B AND C; RSS-210 AND RSS-GEN – RADIATED EMISSIONS – BELOW 1 GHz
U2 VERSION

**PHOTOGRAPH SHOWING THE EUT CONFIGURATION
FOR MAXIMUM EMISSIONS**




FRONT VIEW

HUNTER INDUSTRIES INC.
WIRELESS RAIN-CLIK
MODEL: WR-CLIK

FCC SUBPART B AND C; RSS-210 AND RSS-GEN – RADIATED EMISSIONS – ABOVE 1 GHz
U2 VERSION

**PHOTOGRAPH SHOWING THE EUT CONFIGURATION
FOR MAXIMUM EMISSIONS**




REAR VIEW

HUNTER INDUSTRIES INC.
WIRELESS RAIN-CLIK
MODEL: WR-CLIK

FCC SUBPART B AND C; RSS-210 AND RSS-GEN – RADIATED EMISSIONS – ABOVE 1 GHz
U2 VERSION

**PHOTOGRAPH SHOWING THE EUT CONFIGURATION
FOR MAXIMUM EMISSIONS**




FRONT VIEW

HUNTER INDUSTRIES INC.
WIRELESS RAIN-CLIK
MODEL: WR-CLIK

FCC SUBPART B AND C; RSS-210 AND RSS-GEN – RADIATED EMISSIONS – BELOW 1 GHz
U3 VERSION

**PHOTOGRAPH SHOWING THE EUT CONFIGURATION
FOR MAXIMUM EMISSIONS**




REAR VIEW

HUNTER INDUSTRIES INC.
WIRELESS RAIN-CLIK
MODEL: WR-CLIK

FCC SUBPART B AND C; RSS-210 AND RSS-GEN – RADIATED EMISSIONS – BELOW 1 GHz
U3 VERSION

**PHOTOGRAPH SHOWING THE EUT CONFIGURATION
FOR MAXIMUM EMISSIONS**




FRONT VIEW

HUNTER INDUSTRIES INC.
WIRELESS RAIN-CLIK
MODEL: WR-CLIK

FCC SUBPART B AND C; RSS-210 AND RSS-GEN – RADIATED EMISSIONS – ABOVE 1 GHz
U3 VERSION

**PHOTOGRAPH SHOWING THE EUT CONFIGURATION
FOR MAXIMUM EMISSIONS**



REAR VIEW

HUNTER INDUSTRIES INC.
WIRELESS RAIN-CLIK
MODEL: WR-CLIK

FCC SUBPART B AND C; RSS-210 AND RSS-GEN – RADIATED EMISSIONS – ABOVE 1 GHz
U3 VERSION

**PHOTOGRAPH SHOWING THE EUT CONFIGURATION
FOR MAXIMUM EMISSIONS**