


## 11. SETUP PHOTOS


### ANTENNA PORT AND AC LINE CONDUCTED SETUP




### ORIENTATIONS



**RADIATED RF MEASUREMENT SETUP**




**BELOW 1GHz (FRONT)**



**BELOW 1GHz (BACK)**




**ABOVE 1GHz (FRONT)**



**ABOVE 1GHz (BACK)**



**BELOW 30MHz (FRONT)**



**ABOVE 30MHz (BACK)**

**END OF TEST REPORT**