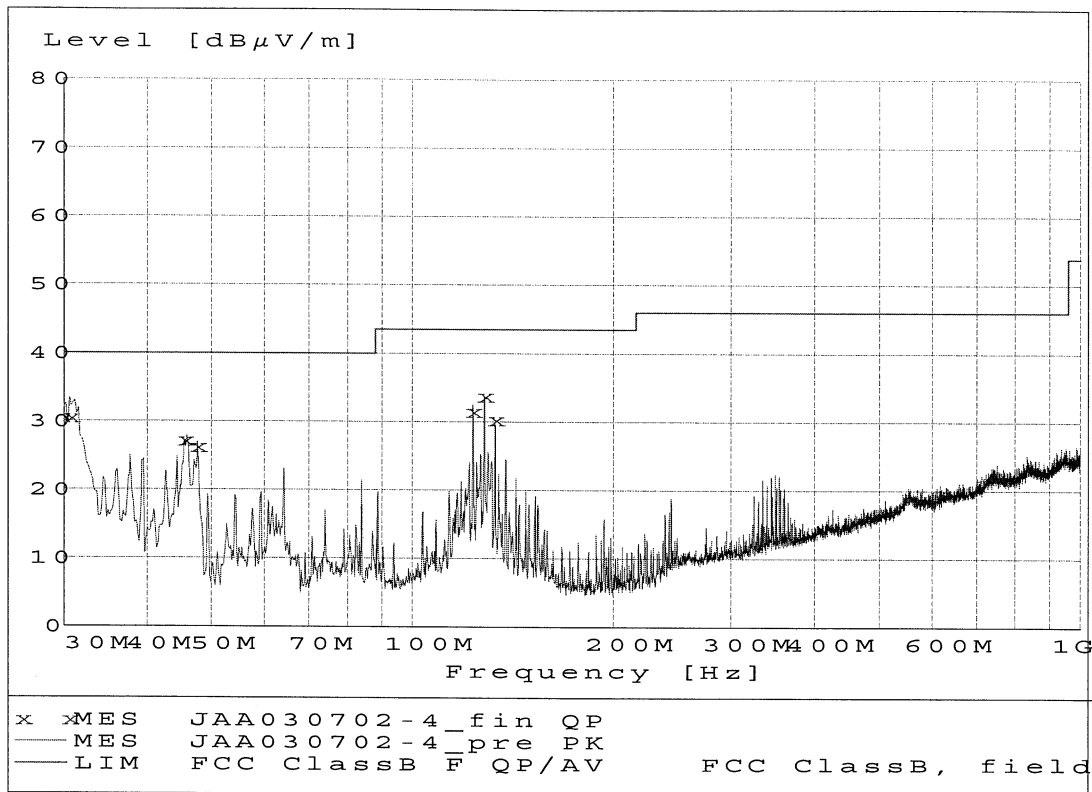


6.2 Test protocol

6.2.1 Semi-anechoic shielded chamber

Date of test: July 2, 2003

30 – 1000 MHz, max peak at a distance of 3 m on channel 99



Intertek Semko AB

Torshamnsgatan 43, Box 1103, SE-164 22 Kista, Sweden
 Telephone +46 8 750 00 00 , Fax +46 8 750 60 30, www.sweden.intertek-etlsemko.com
 Registered in Sweden: No SE556024059901, Registered office: As address

6.2.3 Data summary

Field strength of spurious emissions						
Frequency [MHz]	RBW [kHz]	Measured level		Limit		Note
		Peak [dB(μV/m)]	QP/AV [dB(μV/m)]	Peak [dB(μV/m)]	QP/AV [dB(μV/m)]	
30.6	120	30	-	-	40	
45.4	120	27	-	-	40	
47.5	120	26	-	-	40	
123	120	32	-	-	43,5	
128	120	34	-	-	43,5	
133	120	30	-	-	43,5	
4900	1000	-	49	-	54	
7350	1000	-	50	-	54	
9800	1000	-	48	-	54	



Intertek Semko AB

Torshamnsgatan 43, Box 1103, SE-164 22 Kista, Sweden
 Telephone +46 8 750 00 00 , Fax +46 8 750 60 30, www.sweden.intertek-etlsemko.com
 Registered in Sweden: No SE556024059901, Registered office: As address

7. CONDUCTED DISTURBANCE VOLTAGE IN THE FREQUENCY RANGE 0,150 - 30 MHZ

7.1 Operating environment

Temperature: 23 °C (15 - 35 °C)
 Relative Humidity: 35 % (20 - 75 %)

7.2 Measurement uncertainty

Conducted disturbance voltage, quasi-peak detection: ±2,0 dB

The measurement uncertainty describes the overall uncertainty of the given measured value during operation of the EUT.

Measurement uncertainty is calculated in accordance with EA-4/02-1997.
 The measurement uncertainty is given with a confidence of 95%.


7.3 Test equipment

Test site: FCC

Equipment	Manufacturer	Type	SEMKO No.
Software:	Rohde & Schwarz	ES-K1 V1.60	
Measurement receiver:	Rohde & Schwarz	ESHS 30	4946
Artificial mains network:	Rohde & Schwarz	ESH3-Z5	2727
Transformer:	TUFVASSONS	AFM-1500	375

7.4 Measurement set-up

The mains terminal disturbance voltage was measured with the EUT located 0,8 m above the ground plane and 0,4 m from the vertical ground plane. The EUT was connected to an artificial mains network (AMN). The AMN was placed on a metallic, grounded floor. Amplitude measurements were performed with a quasi-peak detector. The test set-up photo is given below.



Intertek Semko AB

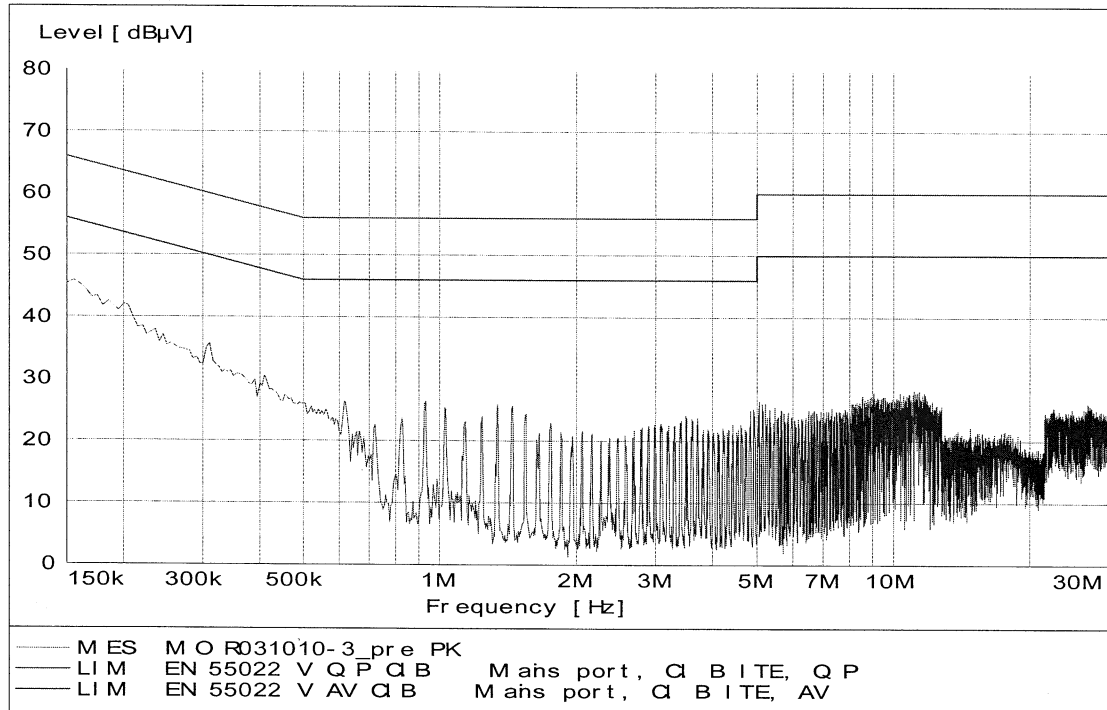
Torshamnsgatan 43, Box 1103, SE-164 22 Kista, Sweden
 Telephone +46 8 750 00 00 , Fax +46 8 750 60 30, www.sweden.intertek-etlsemko.com
 Registered in Sweden: No SE556024059901, Registered office: As address

7.5 Test protocol

Date of test: October 10, 2003

An overview sweep performed with a peak detector is shown below.

Operating voltage = 12V DC




Intertek Semko AB

Torshamnsgatan 43, Box 1103, SE-164 22 Kista, Sweden

Telephone +46 8 750 00 00 , Fax +46 8 750 60 30, www.sweden.intertek-etlsemko.com

Registered in Sweden: No SE556024059901, Registered office: As address

APPENDIX – PHOTOS OF THE EUT



Intertek Semko AB

Torshamnsgatan 43, Box 1103, SE-164 22 Kista, Sweden

Telephone +46 8 750 00 00 , Fax +46 8 750 60 30, www.sweden.intertek-etlsemko.com

Registered in Sweden: No SE556024059901, Registered office: As address