



**Test Setup Photographs for Radio Module MPCIE-R1-ABGNAC-U4**


**1. Transmitter Conducted Measurements (PWR + PSD +B.W.)**




**Photo 1:EUT- MIMO PORT 1+2+3+4 (Valid for all SISO & MIMO Modes)**



**Photo 2:EUT- MIMO PORT 1+2+3+4 (Valid for all SISO & MIMO Modes)**



**Photo 3:EUT- MIMO PORT 1+2+3+4 (Valid for all SISO & MIMO Modes)**



**Photo 4:EUT- MIMO PORT 1+2+3+4 (Valid for all SISO & MIMO Modes)**