

Transmitter Maximum Conducted Output Power (continued)**Results: 802.11n / HT20 / MCS1 / MIMO / Port 1+2+3+4 / PWL 15 / 8 dBi Antenna**

Channel	Port 1 Conducted Power (dBm)	Duty Cycle Correction (dB)	Port 1 Corrected Conducted Power (dBm)	Port 2 Conducted Power (dBm)	Duty Cycle Correction (dB)	Port 2 Corrected Conducted Power (dBm)
Bottom	7.4	0.9	8.3	7.4	0.9	8.3

Channel	Port 3 Conducted Power (dBm)	Duty Cycle Correction (dB)	Port 3 Corrected Conducted Power (dBm)	Port 4 Conducted Power (dBm)	Duty Cycle Correction (dB)	Port 4 Corrected Conducted Power (dBm)
Bottom	6.3	0.9	7.2	5.8	0.9	6.7

Channel	Corrected Conducted Power Port 1(dBm)	Corrected Conducted Power Port 2(dBm)	Corrected Conducted Power Port 3(dBm)	Corrected Conducted Power Port 4(dBm)	Port 1+2+3+4 Combined Conducted Power (dBm)
Bottom	8.3	8.3	7.2	6.7	13.7

Channel	Port 1+2+3+4 Combined Conducted Power (dBm)	Conducted Power Limit (dBm)	Margin (dB)	Result
Bottom	13.7	22.0	8.3	Complied

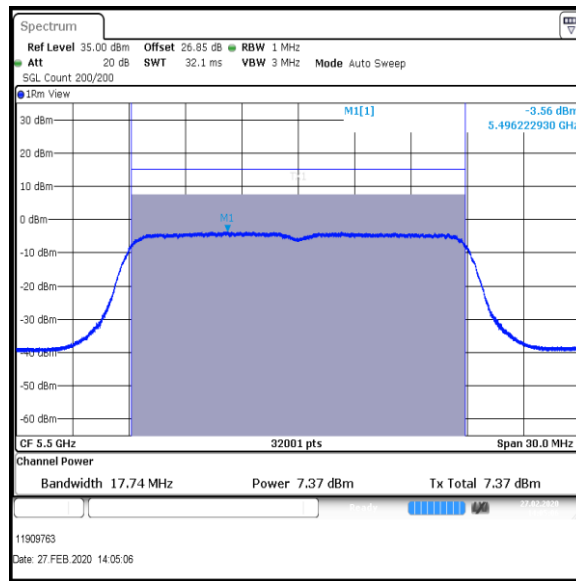
De Facto EIRP Limit Comparison

Channel	Port 1+2+3+4 Combined Conducted Power (dBm)	Directional Antenna Gain (dBi)	EIRP (dBm)	De Facto EIRP Limit (dBm)	Margin (dB)	Result
Bottom	13.7	8	21.7	30.0	8.3	Complied

Result: Pass

Transmitter Maximum Conducted Output Power (continued)

Results: 802.11n / HT20 / MCS1 / MIMO / Port 1+2+3+4 / PWL 15 / 8 dBi Antenna / Port 1

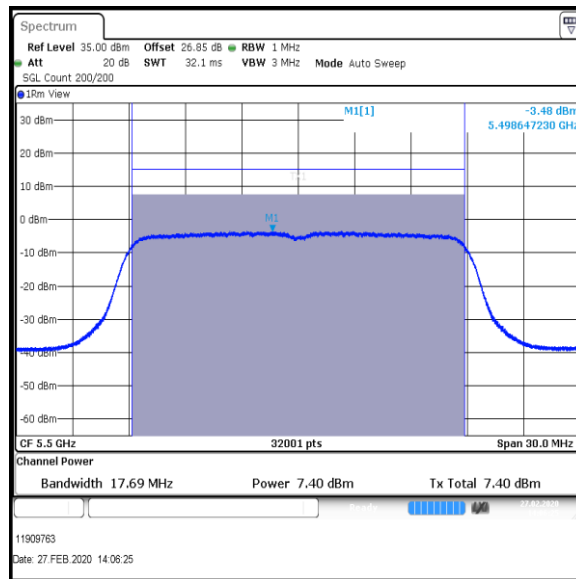


Bottom Channel

Result: Pass

Transmitter Maximum Conducted Output Power (continued)

Results: 802.11n / HT20 / MCS1 / MIMO / Port 1+2+3+4 / PWL 15 / 8 dBi Antenna / Port 2

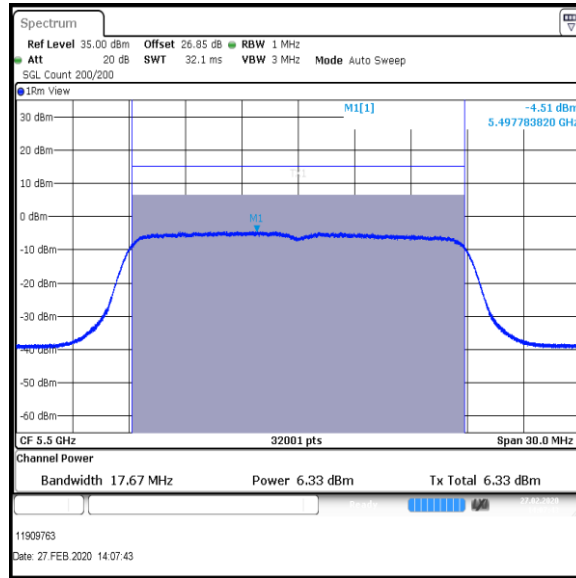


Bottom Channel

Result: Pass

Transmitter Maximum Conducted Output Power (continued)

Results: 802.11n / HT20 / MCS1 / MIMO / Port 1+2+3+4 / PWL 15 / 8 dBi Antenna / Port 3

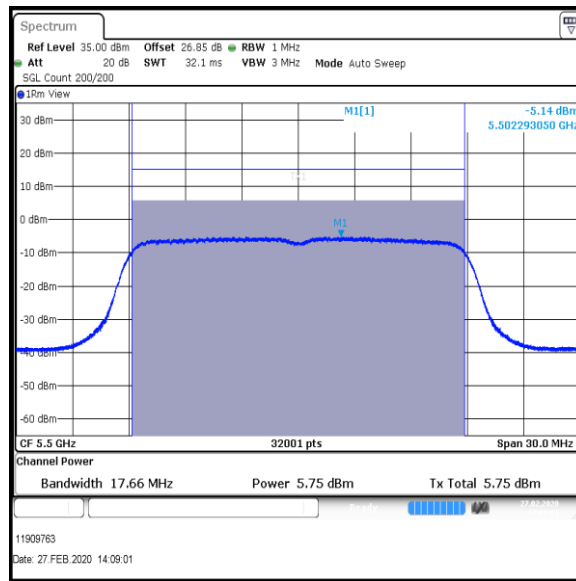


Bottom Channel

Result: Pass

Transmitter Maximum Conducted Output Power (continued)

Results: 802.11n / HT20 / MCS1 / MIMO / Port 1+2+3+4 / PWL 15 / 8 dBi Antenna / Port 4



Bottom Channel

Result: Pass

Transmitter Maximum Conducted Output Power (continued)**Results: 802.11n / HT20 / MCS1 / MIMO / Port 1+2+3+4 / PWL 16 / 8 dBi Antenna**

Channel	Port 1 Conducted Power (dBm)	Duty Cycle Correction (dB)	Port 1 Corrected Conducted Power (dBm)	Port 2 Conducted Power (dBm)	Duty Cycle Correction (dB)	Port 2 Corrected Conducted Power (dBm)
Bottom+1	8.5	0.9	9.4	7.8	0.9	8.7
Middle	8.8	0.9	9.7	7.5	0.9	8.4
Top	8.6	0.9	9.5	6.3	0.9	7.2

Channel	Port 3 Conducted Power (dBm)	Duty Cycle Correction (dB)	Port 3 Corrected Conducted Power (dBm)	Port 4 Conducted Power (dBm)	Duty Cycle Correction (dB)	Port 4 Corrected Conducted Power (dBm)
Bottom+1	7.6	0.9	8.5	6.9	0.9	7.8
Middle	7.7	0.9	8.6	6.7	0.9	7.6
Top	7.6	0.9	8.5	7.0	0.9	7.9

Channel	Corrected Conducted Power Port 1(dBm)	Corrected Conducted Power Port 2(dBm)	Corrected Conducted Power Port 3(dBm)	Corrected Conducted Power Port 4(dBm)	Port 1+2+3+4 Combined Conducted Power (dBm)
Bottom+1	9.4	8.7	8.5	7.8	14.7
Middle	9.7	8.4	8.6	7.6	14.7
Top	9.5	7.2	8.5	7.9	14.4

Channel	Port 1+2+3+4 Combined Conducted Power (dBm)	Conducted Power Limit (dBm)	Margin (dB)	Result
Bottom+1	14.7	22.0	7.3	Complied
Middle	14.7	22.0	7.3	Complied
Top	14.4	22.0	7.6	Complied

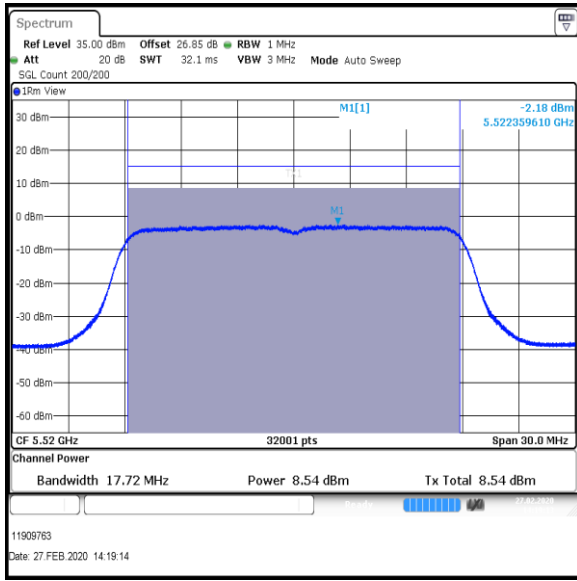
Transmitter Maximum Conducted Output Power (continued)**De Facto EIRP Limit Comparison**

Channel	Port 1+2+3+4 Combined Conducted Power (dBm)	Directional Antenna Gain (dBi)	EIRP (dBm)	De Facto EIRP Limit (dBm)	Margin (dB)	Result
Bottom+1	14.7	8	22.7	30.0	7.3	Complied
Middle	14.7	8	22.7	30.0	7.3	Complied
Top	14.4	8	22.4	30.0	7.6	Complied

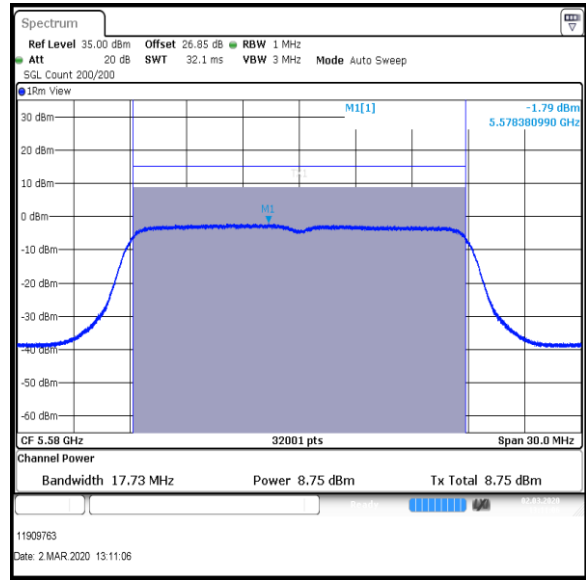
Result: Pass

Transmitter Maximum Conducted Output Power (continued)

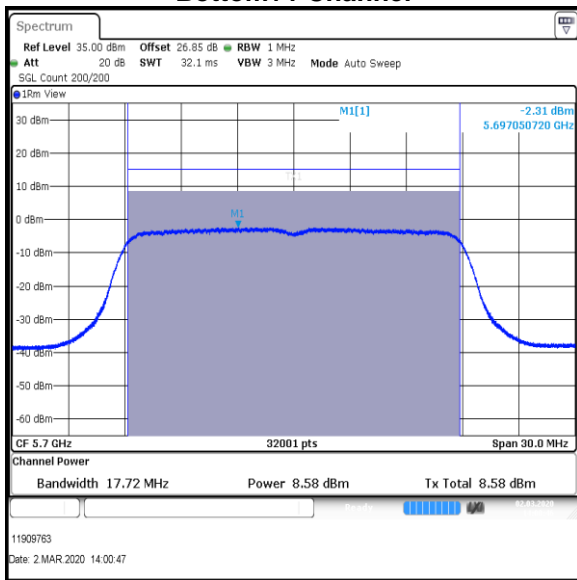
Results: 802.11n / HT20 / MCS1 / MIMO / Port 1+2+3+4 / PWL 16 / 8 dBi Antenna / Port 1



Bottom+1 Channel



Middle Channel

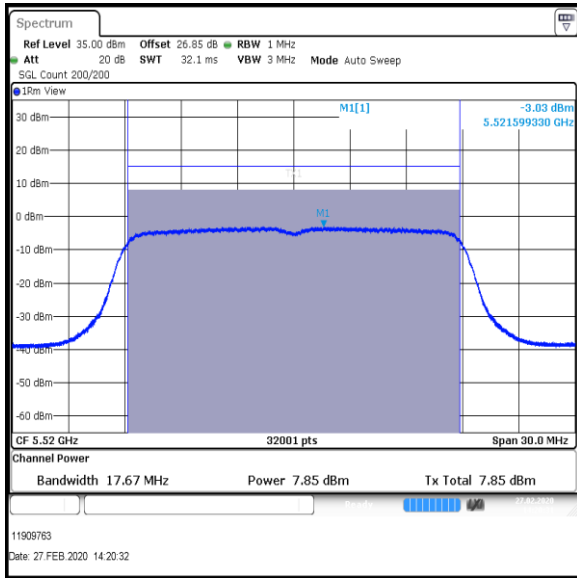


Top Channel

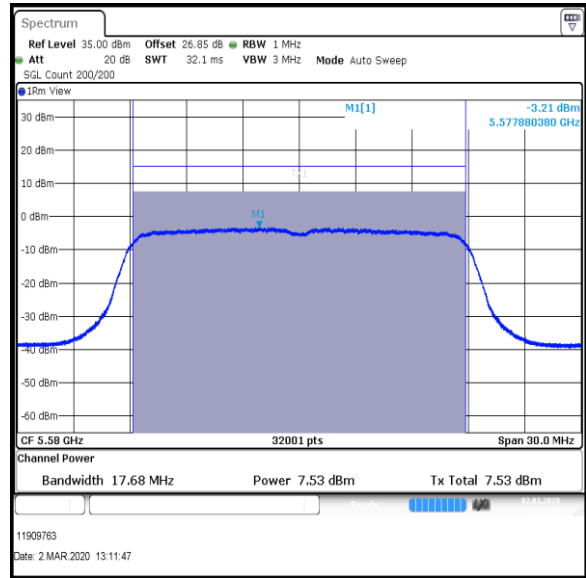
Result: Pass

Transmitter Maximum Conducted Output Power (continued)

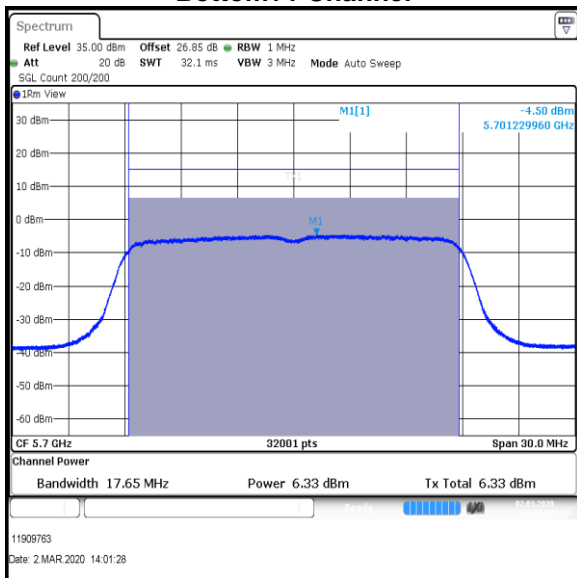
Results: 802.11n / HT20 / MCS1 / MIMO / Port 1+2+3+4 / PWL 16 / 8 dBi Antenna / Port 2



Bottom+1 Channel



Middle Channel

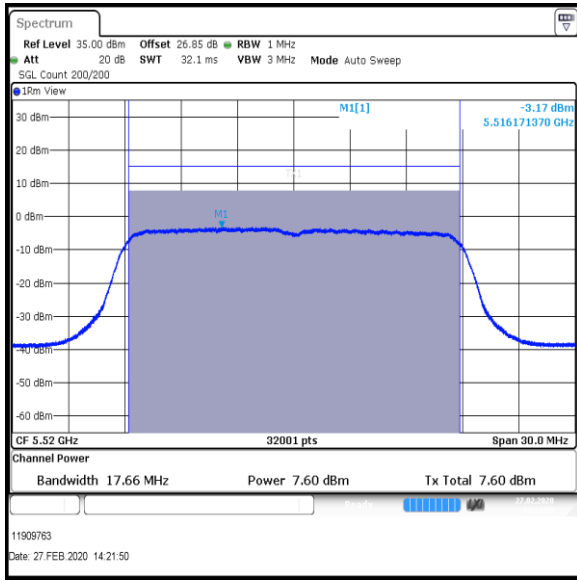


Top Channel

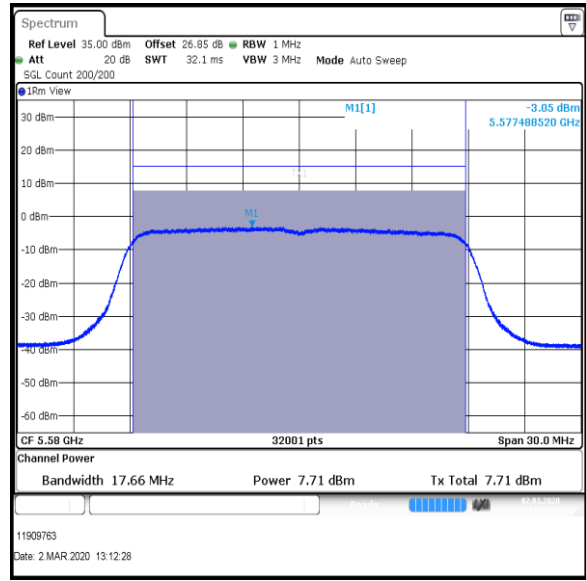
Result: Pass

Transmitter Maximum Conducted Output Power (continued)

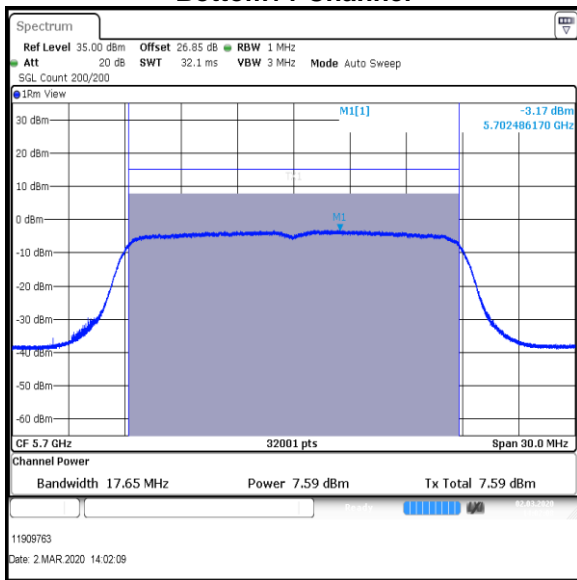
Results: 802.11n / HT20 / MCS1 / MIMO / Port 1+2+3+4 / PWL 16 / 8 dBi Antenna / Port 3



Bottom+1 Channel



Middle Channel

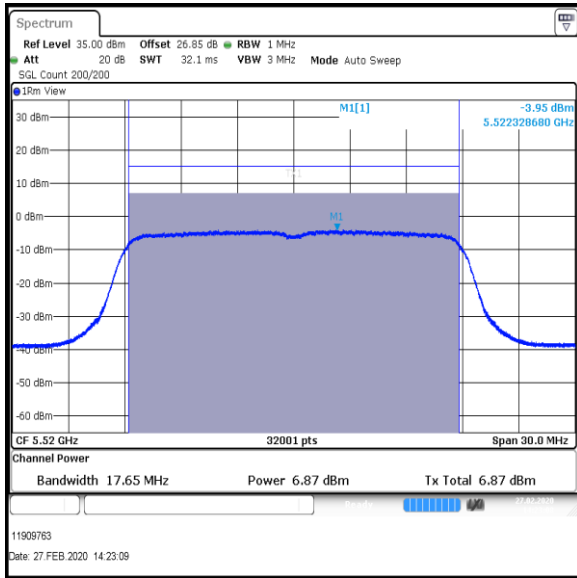


Top Channel

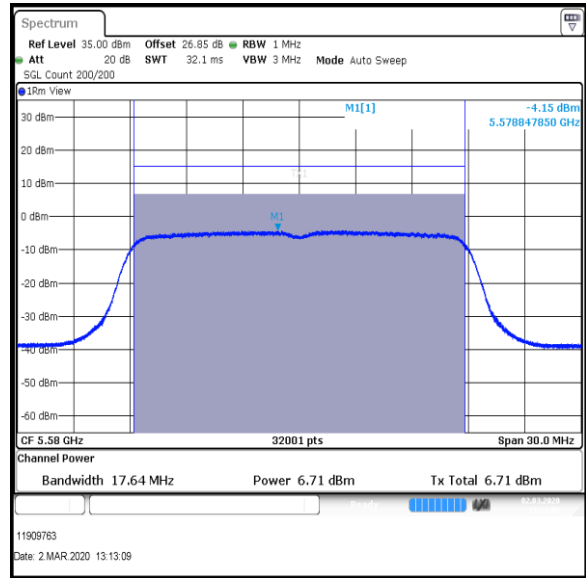
Result: Pass

Transmitter Maximum Conducted Output Power (continued)

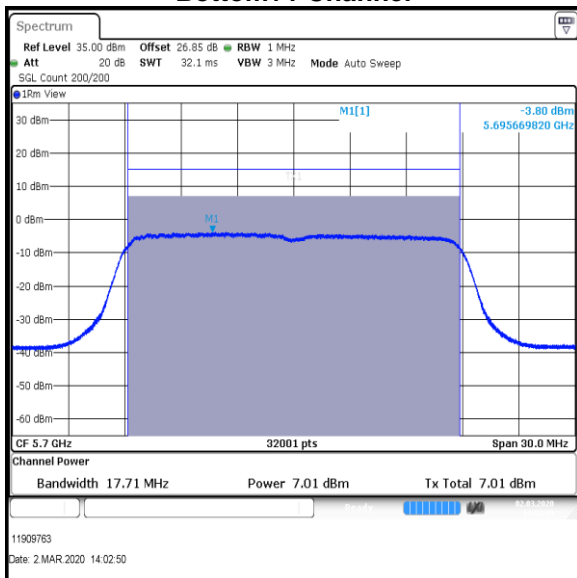
Results: 802.11n / HT20 / MCS1 / MIMO / Port 1+2+3+4 / PWL 16 / 8 dBi Antenna / Port 4



Bottom+1 Channel



Middle Channel



Top Channel

Result: Pass

Transmitter Maximum Conducted Output Power (continued)**Results: 802.11n / HT20 / MCS2 / MIMO / Port 1+2+3+4 / PWL 15 / 8 dBi Antenna**

Channel	Port 1 Conducted Power (dBm)	Duty Cycle Correction (dB)	Port 1 Corrected Conducted Power (dBm)	Port 2 Conducted Power (dBm)	Duty Cycle Correction (dB)	Port 2 Corrected Conducted Power (dBm)
Bottom	7.1	1.1	8.2	7.4	1.1	8.5

Channel	Port 3 Conducted Power (dBm)	Duty Cycle Correction (dB)	Port 3 Corrected Conducted Power (dBm)	Port 4 Conducted Power (dBm)	Duty Cycle Correction (dB)	Port 4 Corrected Conducted Power (dBm)
Bottom	6.1	1.1	7.2	5.5	1.1	6.6

Channel	Corrected Conducted Power Port 1(dBm)	Corrected Conducted Power Port 2(dBm)	Corrected Conducted Power Port 3(dBm)	Corrected Conducted Power Port 4(dBm)	Port 1+2+3+4 Combined Conducted Power (dBm)
Bottom	8.2	8.5	7.2	6.6	13.7

Channel	Port 1+2+3+4 Combined Conducted Power (dBm)	Conducted Power Limit (dBm)	Margin (dB)	Result
Bottom	13.7	22.0	8.3	Complied

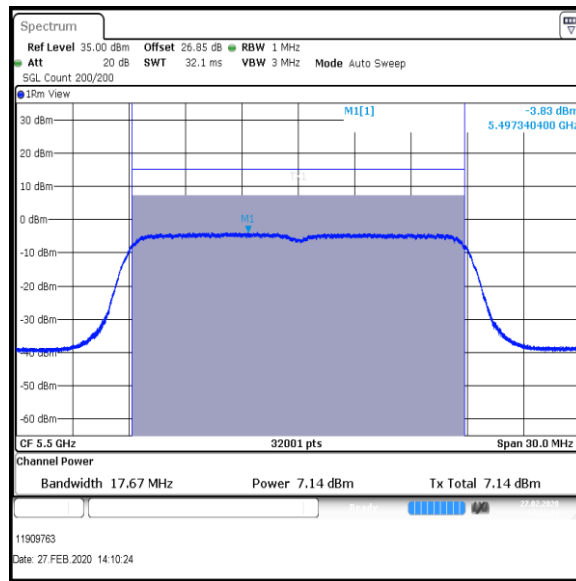
De Facto EIRP Limit Comparison

Channel	Port 1+2+3+4 Combined Conducted Power (dBm)	Directional Antenna Gain (dBi)	EIRP (dBm)	De Facto EIRP Limit (dBm)	Margin (dB)	Result
Bottom	13.7	8	21.7	30.0	8.3	Complied

Result: Pass

Transmitter Maximum Conducted Output Power (continued)

Results: 802.11n / HT20 / MCS2 / MIMO / Port 1+2+3+4 / PWL 15 / 8 dBi Antenna / Port 1

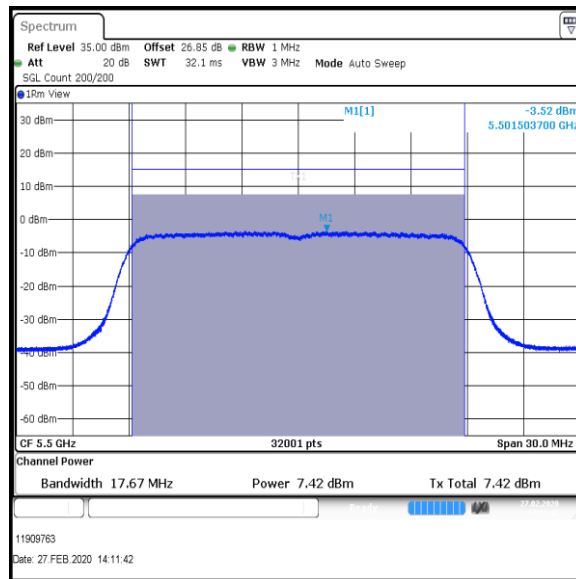


Bottom Channel

Result: Pass

Transmitter Maximum Conducted Output Power (continued)

Results: 802.11n / HT20 / MCS2 / MIMO / Port 1+2+3+4 / PWL 15 / 8 dBi Antenna / Port 2

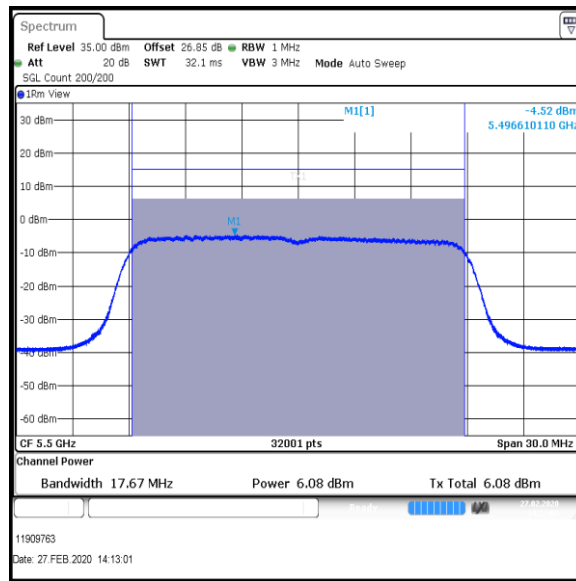


Bottom Channel

Result: Pass

Transmitter Maximum Conducted Output Power (continued)

Results: 802.11n / HT20 / MCS2 / MIMO / Port 1+2+3+4 / PWL 15 / 8 dBi Antenna / Port 3

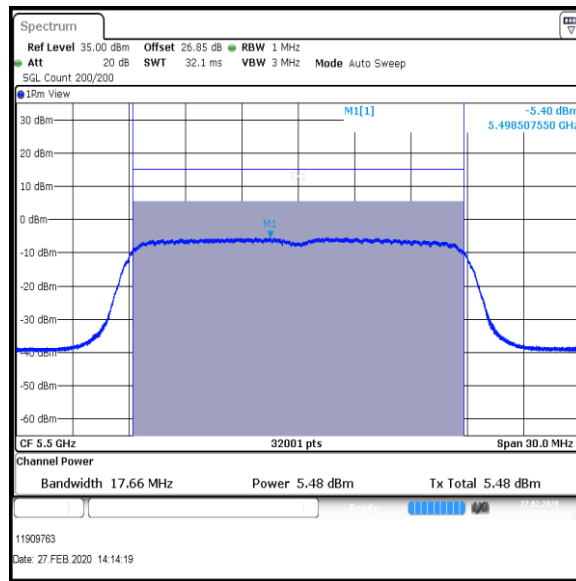


Bottom Channel

Result: Pass

Transmitter Maximum Conducted Output Power (continued)

Results: 802.11n / HT20 / MCS2 / MIMO / Port 1+2+3+4 / PWL 15 / 8 dBi Antenna / Port 4



Bottom Channel

Result: Pass

Transmitter Maximum Conducted Output Power (continued)**Results: 802.11n / HT20 / MCS2 / MIMO / Port 1+2+3+4 / PWL 16 / 8 dBi Antenna**

Channel	Port 1 Conducted Power (dBm)	Duty Cycle Correction (dB)	Port 1 Corrected Conducted Power (dBm)	Port 2 Conducted Power (dBm)	Duty Cycle Correction (dB)	Port 2 Corrected Conducted Power (dBm)
Bottom+1	8.3	1.1	9.4	7.9	1.1	9.0
Middle	8.4	1.1	9.5	7.5	1.1	8.6
Top	8.1	1.1	9.2	6.2	1.1	7.3

Channel	Port 3 Conducted Power (dBm)	Duty Cycle Correction (dB)	Port 3 Corrected Conducted Power (dBm)	Port 4 Conducted Power (dBm)	Duty Cycle Correction (dB)	Port 4 Corrected Conducted Power (dBm)
Bottom+1	7.5	1.1	8.6	6.6	1.1	7.7
Middle	7.5	1.1	8.6	6.5	1.1	7.6
Top	7.7	1.1	8.8	6.8	1.1	7.9

Channel	Corrected Conducted Power Port 1(dBm)	Corrected Conducted Power Port 2(dBm)	Corrected Conducted Power Port 3(dBm)	Corrected Conducted Power Port 4(dBm)	Port 1+2+3+4 Combined Conducted Power (dBm)
Bottom+1	9.4	9.0	8.6	7.7	14.7
Middle	9.5	8.6	8.6	7.6	14.6
Top	9.2	7.3	8.8	7.9	14.4

Channel	Port 1+2+3+4 Combined Conducted Power (dBm)	Conducted Power Limit (dBm)	Margin (dB)	Result
Bottom+1	14.7	22.0	7.3	Complied
Middle	14.6	22.0	7.4	Complied
Top	14.4	22.0	7.6	Complied

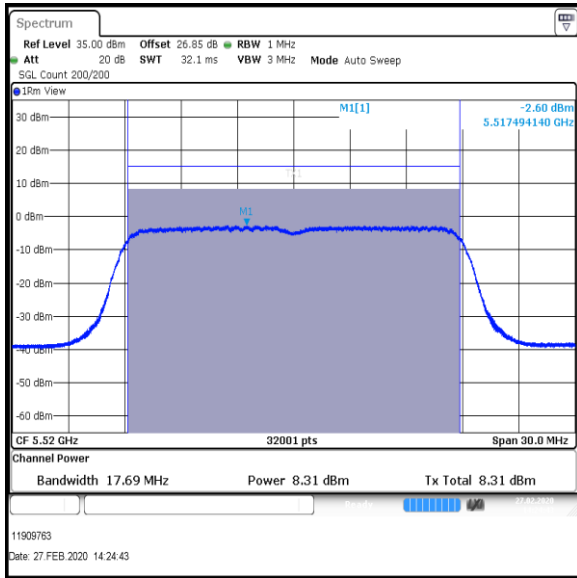
Transmitter Maximum Conducted Output Power (continued)**De Facto EIRP Limit Comparison**

Channel	Port 1+2+3+4 Combined Conducted Power (dBm)	Directional Antenna Gain (dBi)	EIRP (dBm)	De Facto EIRP Limit (dBm)	Margin (dB)	Result
Bottom+1	14.7	8	22.7	30.0	7.3	Complied
Middle	14.6	8	22.6	30.0	7.4	Complied
Top	14.4	8	22.4	30.0	7.6	Complied

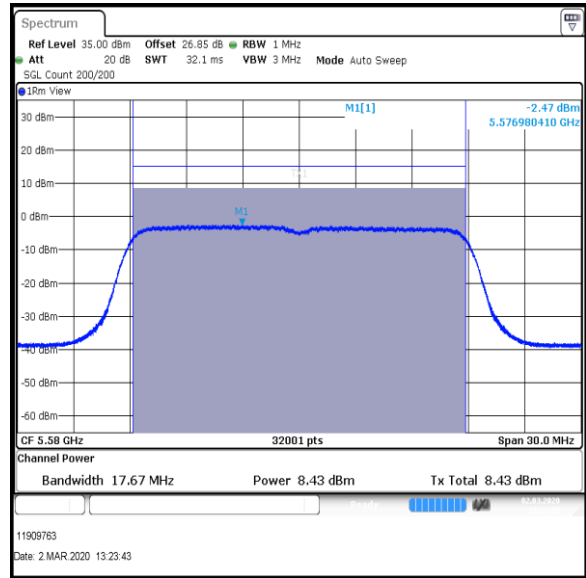
Result: Pass

Transmitter Maximum Conducted Output Power (continued)

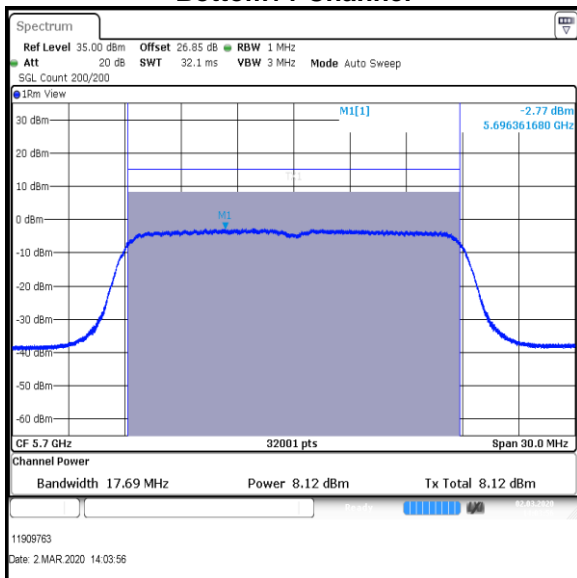
Results: 802.11n / HT20 / MCS2 / MIMO / Port 1+2+3+4 / PWL 16 / 8 dBi Antenna / Port 1



Bottom+1 Channel



Middle Channel

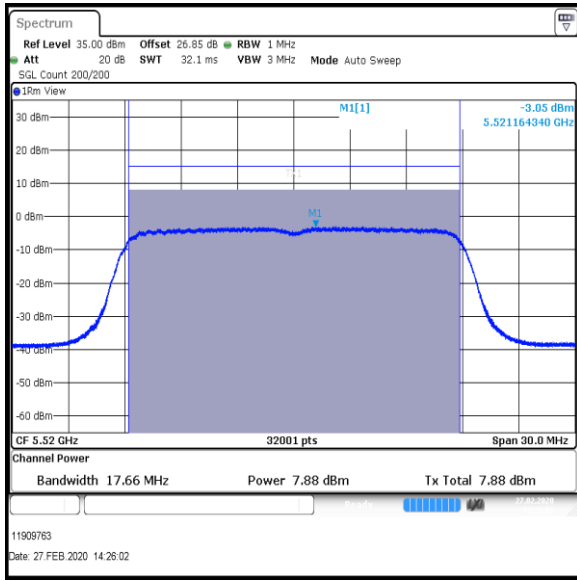


Top Channel

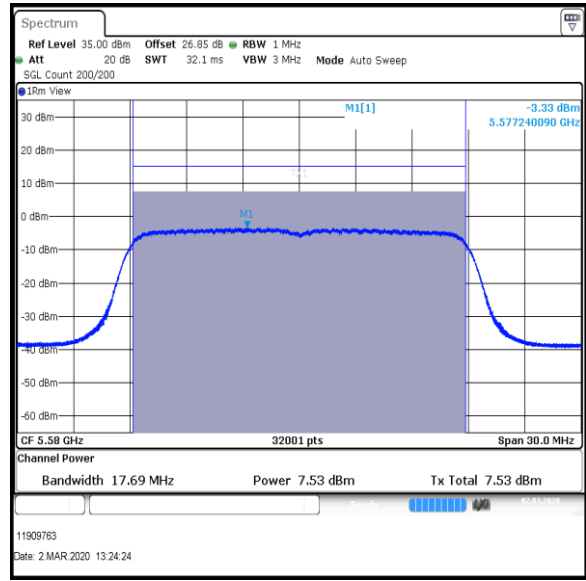
Result: Pass

Transmitter Maximum Conducted Output Power (continued)

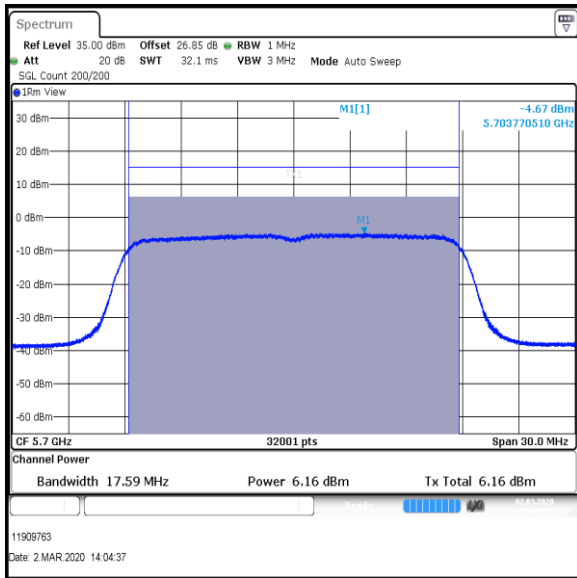
Results: 802.11n / HT20 / MCS2 / MIMO / Port 1+2+3+4 / PWL 16 / 8 dBi Antenna / Port 2



Bottom+1 Channel



Middle Channel

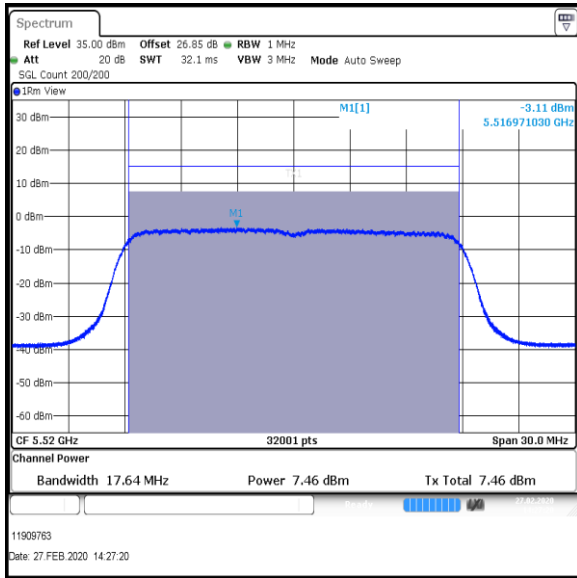


Top Channel

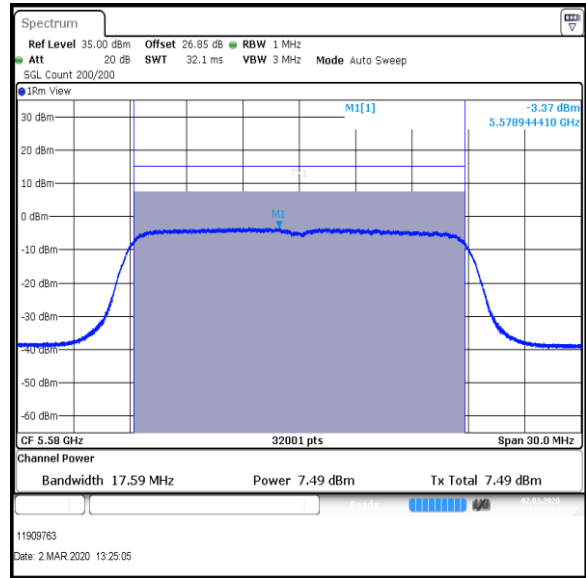
Result: Pass

Transmitter Maximum Conducted Output Power (continued)

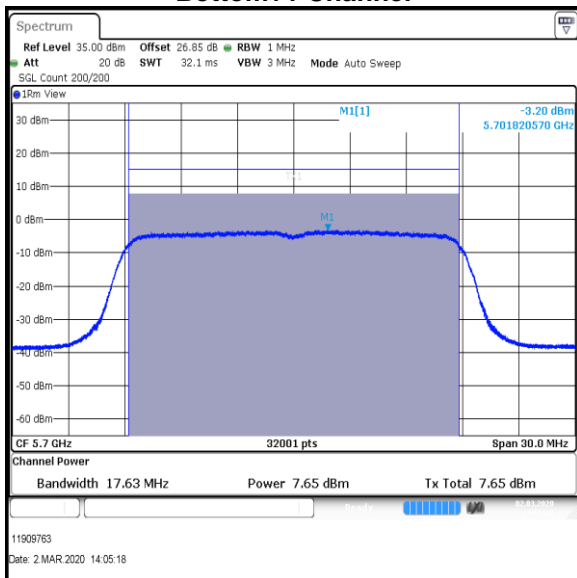
Results: 802.11n / HT20 / MCS2 / MIMO / Port 1+2+3+4 / PWL 16 / 8 dBi Antenna / Port 3



Bottom+1 Channel



Middle Channel

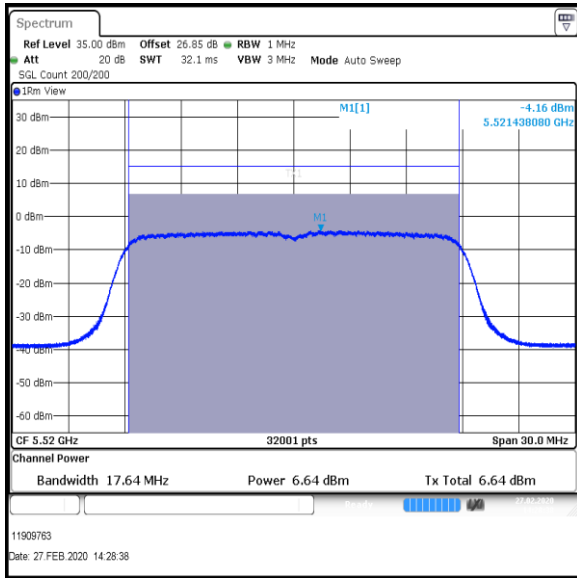


Top Channel

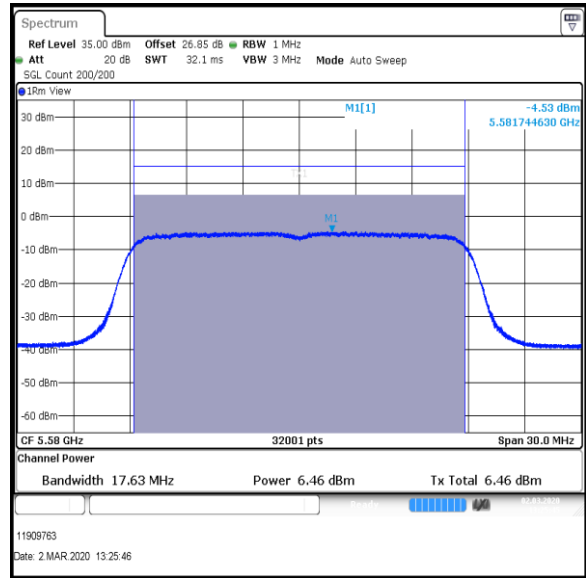
Result: Pass

Transmitter Maximum Conducted Output Power (continued)

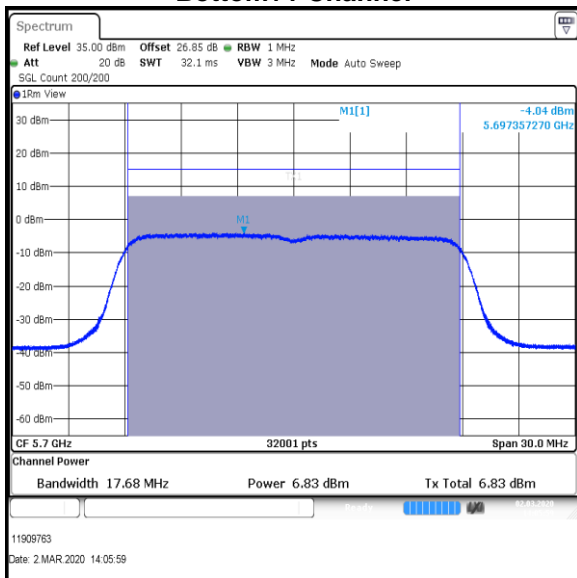
Results: 802.11n / HT20 / MCS2 / MIMO / Port 1+2+3+4 / PWL 16 / 8 dBi Antenna / Port 4



Bottom+1 Channel



Middle Channel



Top Channel

Result: Pass

Transmitter Maximum Conducted Output Power (continued)**Results: 802.11ac / HT20 / MCS1 / MIMO / Port 1+2+3+4 / PWL 15 / 8 dBi Antenna**

Channel	Port 1 Conducted Power (dBm)	Duty Cycle Correction (dB)	Port 1 Corrected Conducted Power (dBm)	Port 2 Conducted Power (dBm)	Duty Cycle Correction (dB)	Port 2 Corrected Conducted Power (dBm)
Bottom	7.3	0.5	7.8	7.3	0.5	7.8

Channel	Port 3 Conducted Power (dBm)	Duty Cycle Correction (dB)	Port 3 Corrected Conducted Power (dBm)	Port 4 Conducted Power (dBm)	Duty Cycle Correction (dB)	Port 4 Corrected Conducted Power (dBm)
Bottom	5.9	0.5	6.4	5.4	0.5	5.9

Channel	Corrected Conducted Power Port 1(dBm)	Corrected Conducted Power Port 2(dBm)	Corrected Conducted Power Port 3(dBm)	Corrected Conducted Power Port 4(dBm)	Port 1+2+3+4 Combined Conducted Power (dBm)
Bottom	7.8	7.8	6.4	5.9	13.1

Channel	Port 1+2+3+4 Combined Conducted Power (dBm)	Conducted Power Limit (dBm)	Margin (dB)	Result
Bottom	13.1	22.0	8.9	Complied

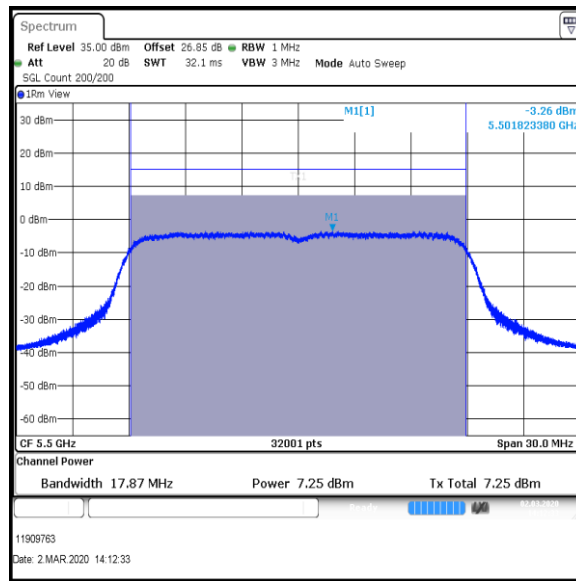
De Facto EIRP Limit Comparison

Channel	Port 1+2+3+4 Combined Conducted Power (dBm)	Directional Antenna Gain (dBi)	EIRP (dBm)	De Facto EIRP Limit (dBm)	Margin (dB)	Result
Bottom	13.1	8	21.1	30.0	8.9	Complied

Result: Pass

Transmitter Maximum Conducted Output Power (continued)

Results: 802.11ac / HT20 / MCS1 / MIMO / Port 1+2+3+4 / PWL 15 / 8 dBi Antenna / Port 1

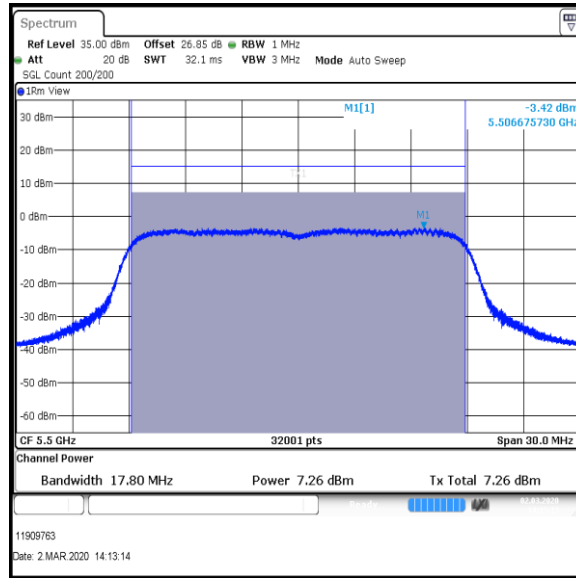


Bottom Channel

Result: Pass

Transmitter Maximum Conducted Output Power (continued)

Results: 802.11ac / HT20 / MCS1 / MIMO / Port 1+2+3+4 / PWL 15 / 8 dBi Antenna / Port 2

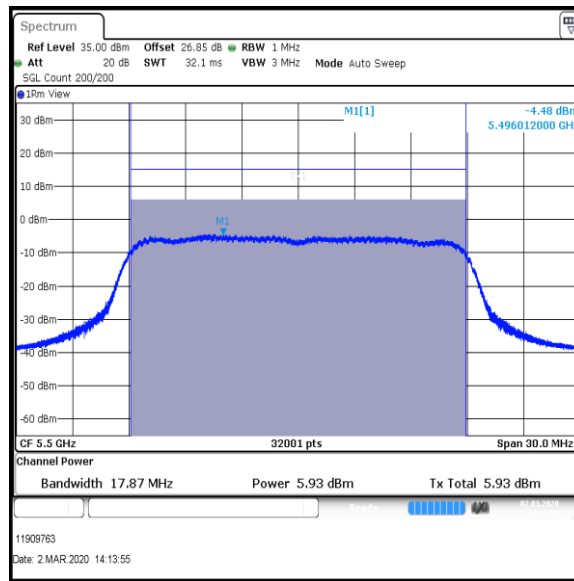


Bottom Channel

Result: Pass

Transmitter Maximum Conducted Output Power (continued)

Results: 802.11ac / HT20 / MCS1 / MIMO / Port 1+2+3+4 / PWL 15 / 8 dBi Antenna / Port 3



Bottom Channel

Result: Pass

Transmitter Maximum Conducted Output Power (continued)**Results: 802.11ac / HT20 / MCS1 / MIMO / Port 1+2+3+4 / PWL 16 / 8 dBi Antenna**

Channel	Port 1 Conducted Power (dBm)	Duty Cycle Correction (dB)	Port 1 Corrected Conducted Power (dBm)	Port 2 Conducted Power (dBm)	Duty Cycle Correction (dB)	Port 2 Corrected Conducted Power (dBm)
Bottom+1	6.3	0.5	6.8	5.5	0.5	6.0
Middle	7.9	0.5	8.4	6.6	0.5	7.1
Top	8.5	0.5	9.0	6.3	0.5	6.8

Channel	Port 3 Conducted Power (dBm)	Duty Cycle Correction (dB)	Port 3 Corrected Conducted Power (dBm)	Port 4 Conducted Power (dBm)	Duty Cycle Correction (dB)	Port 4 Corrected Conducted Power (dBm)
Bottom+1	5.0	0.5	5.5	4.2	0.5	4.7
Middle	6.5	0.5	7.0	5.5	0.5	6.0
Top	7.3	0.5	7.8	6.7	0.5	7.2

Channel	Corrected Conducted Power Port 1(dBm)	Corrected Conducted Power Port 2(dBm)	Corrected Conducted Power Port 3(dBm)	Corrected Conducted Power Port 4(dBm)	Port 1+2+3+4 Combined Conducted Power (dBm)
Bottom+1	6.8	6.0	5.5	4.7	11.8
Middle	8.4	7.1	7.0	6.0	13.2
Top	9.0	6.8	7.8	7.2	13.8

Channel	Port 1+2+3+4 Combined Conducted Power (dBm)	Conducted Power Limit (dBm)	Margin (dB)	Result
Bottom+1	11.8	22.0	10.2	Complied
Middle	13.2	22.0	8.8	Complied
Top	13.8	22.0	8.2	Complied

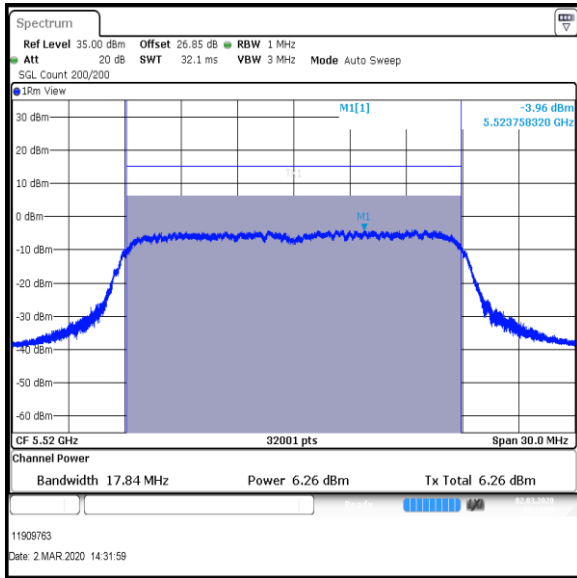
Transmitter Maximum Conducted Output Power (continued)**De Facto EIRP Limit Comparison**

Channel	Port 1+2+3+4 Combined Conducted Power (dBm)	Directional Antenna Gain (dBi)	EIRP (dBm)	De Facto EIRP Limit (dBm)	Margin (dB)	Result
Bottom+1	11.8	8	19.8	30.0	10.2	Complied
Middle	13.2	8	21.2	30.0	8.8	Complied
Top	13.8	8	21.8	30.0	8.2	Complied

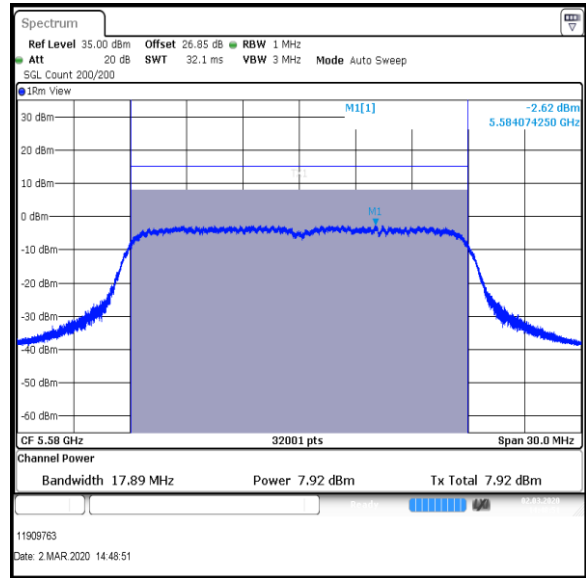
Result: Pass

Transmitter Maximum Conducted Output Power (continued)

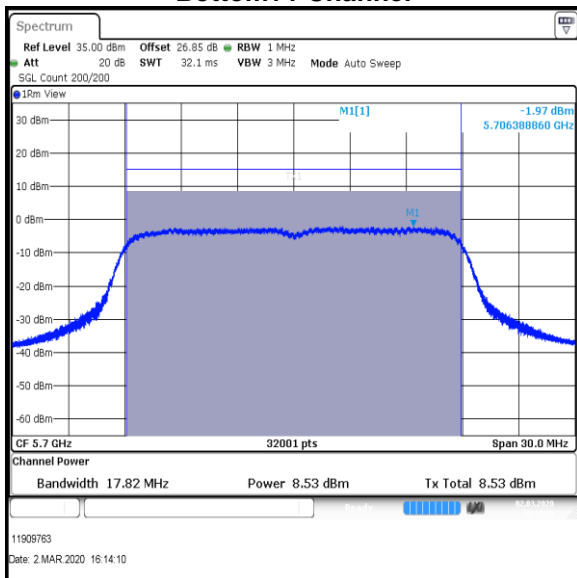
Results: 802.11ac / HT20 / MCS1 / MIMO / Port 1+2+3+4 / PWL 16 / 8 dBi Antenna / Port 1



Bottom+1 Channel



Middle Channel

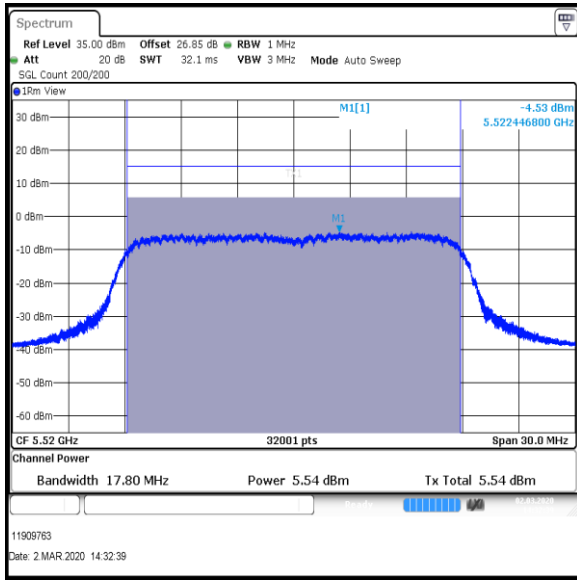


Top Channel

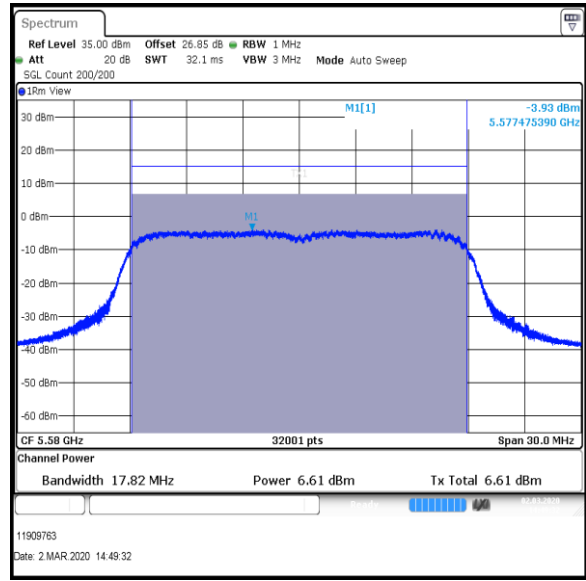
Result: Pass

Transmitter Maximum Conducted Output Power (continued)

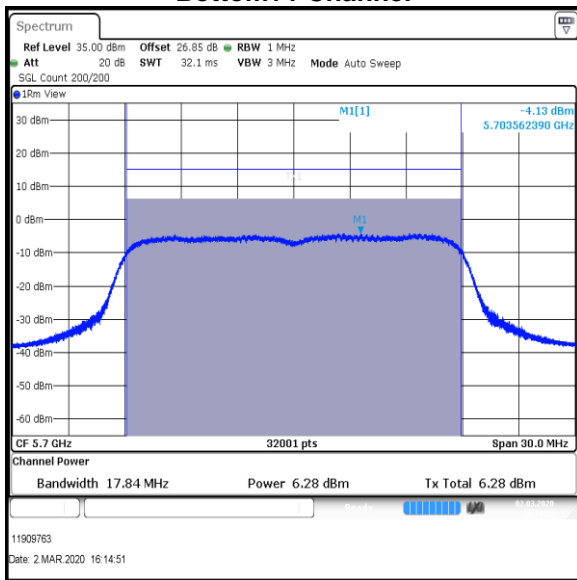
Results: 802.11ac / HT20 / MCS1 / MIMO / Port 1+2+3+4 / PWL 16 / 8 dBi Antenna / Port 2



Bottom+1 Channel



Middle Channel

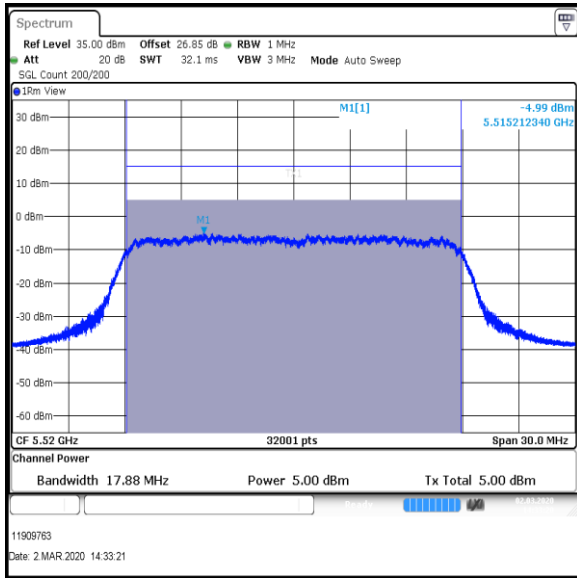


Top Channel

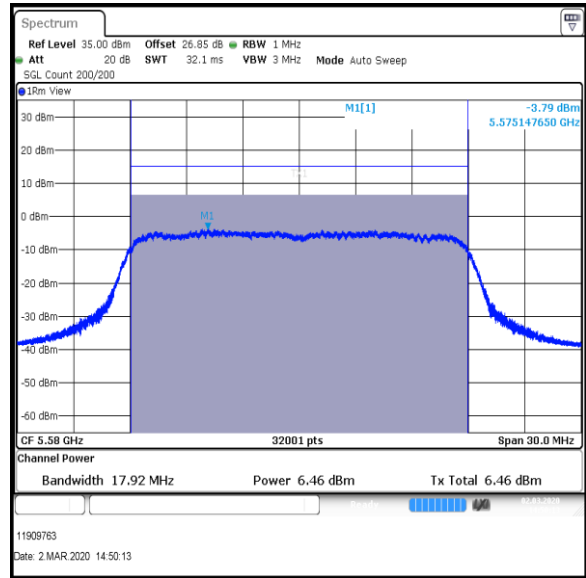
Result: Pass

Transmitter Maximum Conducted Output Power (continued)

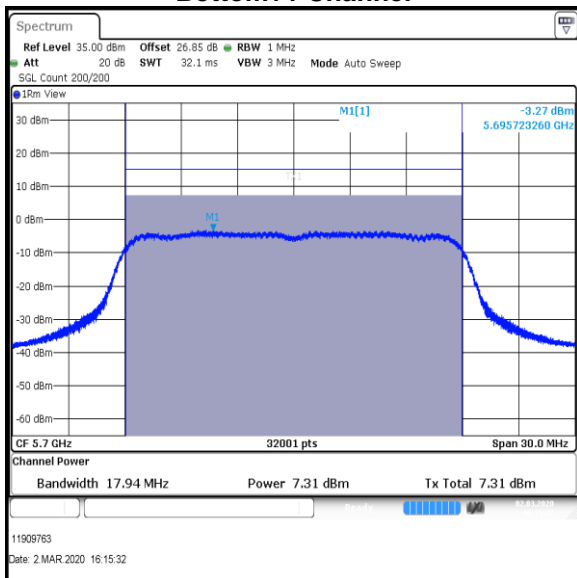
Results: 802.11ac / HT20 / MCS1 / MIMO / Port 1+2+3+4 / PWL 16 / 8 dBi Antenna / Port 3



Bottom+1 Channel



Middle Channel

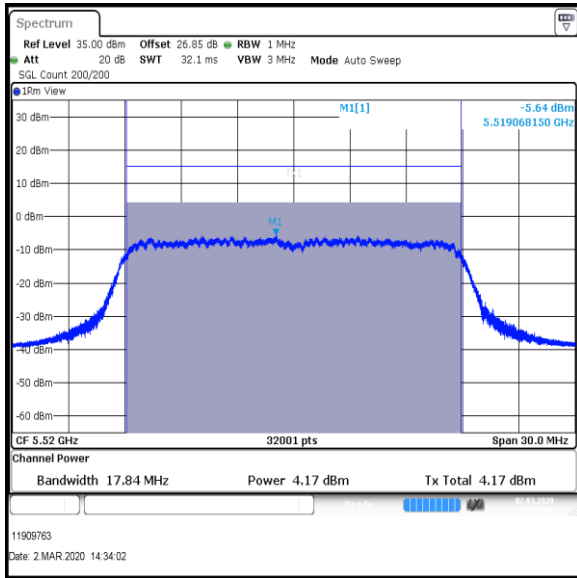


Top Channel

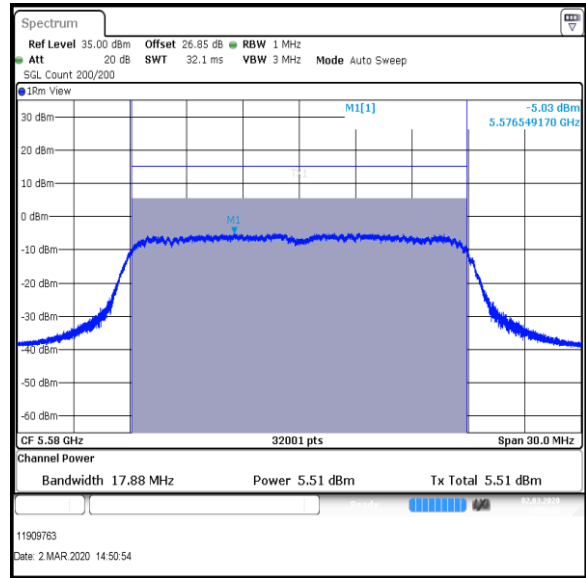
Result: Pass

Transmitter Maximum Conducted Output Power (continued)

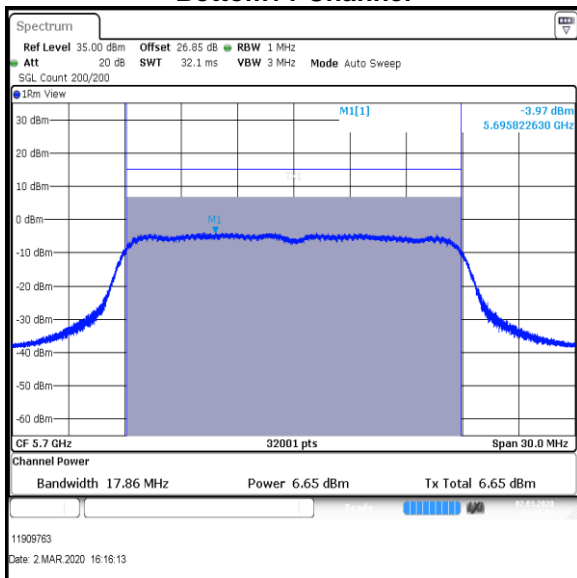
Results: 802.11ac / HT20 / MCS1 / MIMO / Port 1+2+3+4 / PWL 16 / 8 dBi Antenna / Port 4



Bottom+1 Channel



Middle Channel



Top Channel

Result: Pass

Transmitter Maximum Conducted Output Power (continued)**Results: 802.11ac / HT20 / MCS2 / MIMO / Port 1+2+3+4 / PWL 15 / 8 dBi Antenna**

Channel	Port 1 Conducted Power (dBm)	Duty Cycle Correction (dB)	Port 1 Corrected Conducted Power (dBm)	Port 2 Conducted Power (dBm)	Duty Cycle Correction (dB)	Port 2 Corrected Conducted Power (dBm)
Bottom	6.1	0.7	6.8	6.4	0.7	7.1

Channel	Port 3 Conducted Power (dBm)	Duty Cycle Correction (dB)	Port 3 Corrected Conducted Power (dBm)	Port 4 Conducted Power (dBm)	Duty Cycle Correction (dB)	Port 4 Corrected Conducted Power (dBm)
Bottom	4.9	0.7	5.6	4.3	0.7	5.0

Channel	Corrected Conducted Power Port 1(dBm)	Corrected Conducted Power Port 2(dBm)	Corrected Conducted Power Port 3(dBm)	Corrected Conducted Power Port 4(dBm)	Port 1+2+3+4 Combined Conducted Power (dBm)
Bottom	6.8	7.1	5.6	5.0	12.2

Channel	Port 1+2+3+4 Combined Conducted Power (dBm)	Conducted Power Limit (dBm)	Margin (dB)	Result
Bottom	12.2	22.0	9.8	Complied

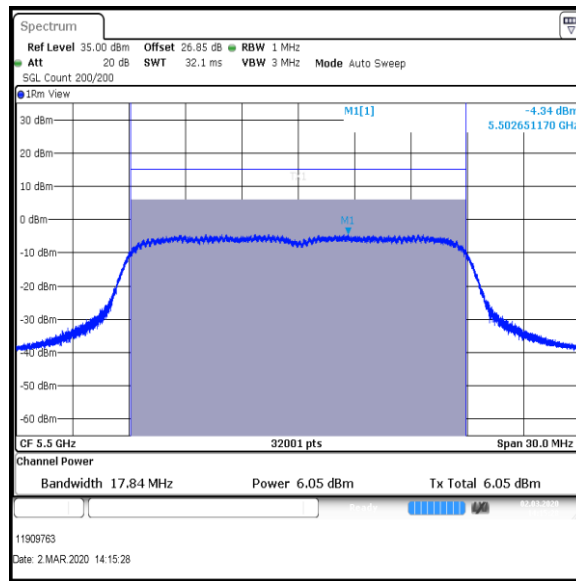
De Facto EIRP Limit Comparison

Channel	Port 1+2+3+4 Combined Conducted Power (dBm)	Directional Antenna Gain (dBi)	EIRP (dBm)	De Facto EIRP Limit (dBm)	Margin (dB)	Result
Bottom	12.2	8	20.2	30.0	9.8	Complied

Result: Pass

Transmitter Maximum Conducted Output Power (continued)

Results: 802.11ac / HT20 / MCS2 / MIMO / Port 1+2+3+4 / PWL 15 / 8 dBi Antenna / Port 1

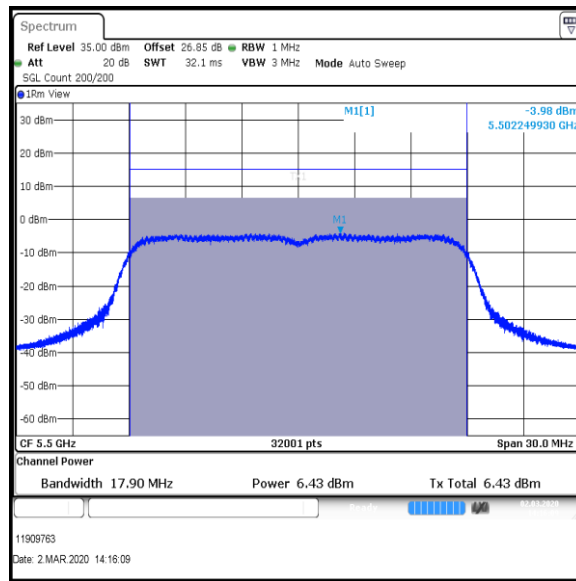


Bottom Channel

Result: Pass

Transmitter Maximum Conducted Output Power (continued)

Results: 802.11ac / HT20 / MCS2 / MIMO / Port 1+2+3+4 / PWL 15 / 8 dBi Antenna / Port 2

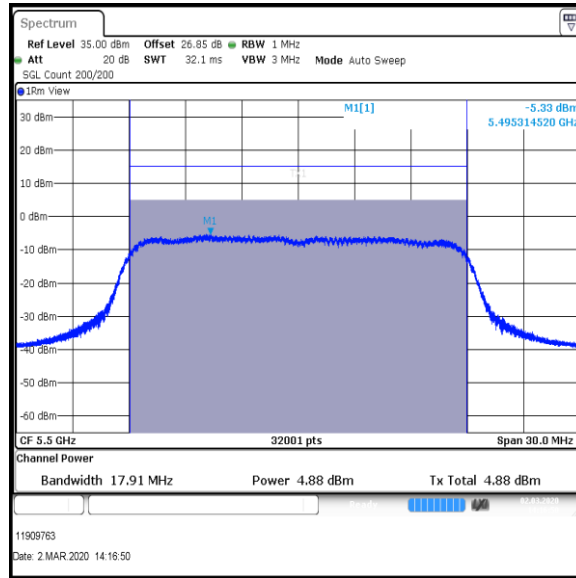


Bottom Channel

Result: Pass

Transmitter Maximum Conducted Output Power (continued)

Results: 802.11ac / HT20 / MCS2 / MIMO / Port 1+2+3+4 / PWL 15 / 8 dBi Antenna / Port 3

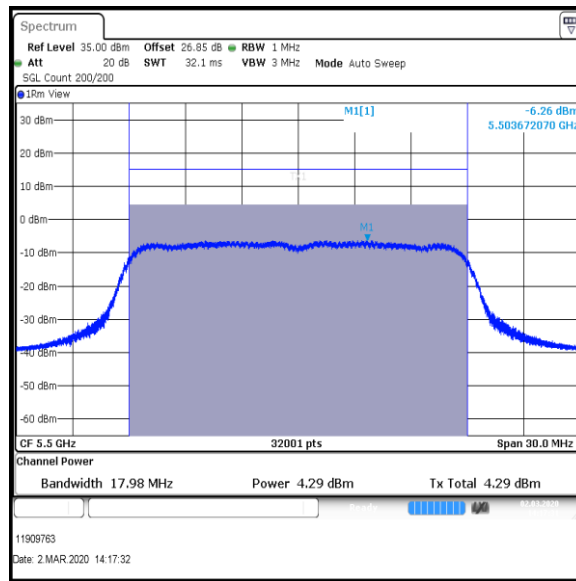


Bottom Channel

Result: Pass

Transmitter Maximum Conducted Output Power (continued)

Results: 802.11ac / HT20 / MCS2 / MIMO / Port 1+2+3+4 / PWL 15 / 8 dBi Antenna / Port 4



Bottom Channel

Result: Pass

Transmitter Maximum Conducted Output Power (continued)**Results: 802.11ac / HT20 / MCS2 / MIMO / Port 1+2+3+4 / PWL 16 / 8 dBi Antenna**

Channel	Port 1 Conducted Power (dBm)	Duty Cycle Correction (dB)	Port 1 Corrected Conducted Power (dBm)	Port 2 Conducted Power (dBm)	Duty Cycle Correction (dB)	Port 2 Corrected Conducted Power (dBm)
Bottom+1	4.7	0.7	5.4	4.4	0.7	5.1
Middle	6.6	0.7	7.3	5.7	0.7	6.4
Top	7.3	0.7	8.0	5.3	0.7	6.0

Channel	Port 3 Conducted Power (dBm)	Duty Cycle Correction (dB)	Port 3 Corrected Conducted Power (dBm)	Port 4 Conducted Power (dBm)	Duty Cycle Correction (dB)	Port 4 Corrected Conducted Power (dBm)
Bottom+1	3.7	0.7	4.4	2.9	0.7	3.6
Middle	5.4	0.7	6.1	4.4	0.7	5.1
Top	6.5	0.7	7.2	5.7	0.7	6.4

Channel	Corrected Conducted Power Port 1(dBm)	Corrected Conducted Power Port 2(dBm)	Corrected Conducted Power Port 3(dBm)	Corrected Conducted Power Port 4(dBm)	Port 1+2+3+4 Combined Conducted Power (dBm)
Bottom+1	5.4	5.1	4.4	3.6	10.7
Middle	7.3	6.4	6.1	5.1	12.3
Top	8.0	6.0	7.2	6.4	13.0

Channel	Port 1+2+3+4 Combined Conducted Power (dBm)	Conducted Power Limit (dBm)	Margin (dB)	Result
Bottom+1	10.7	22.0	11.3	Complied
Middle	12.3	22.0	9.7	Complied
Top	13.0	22.0	9.0	Complied

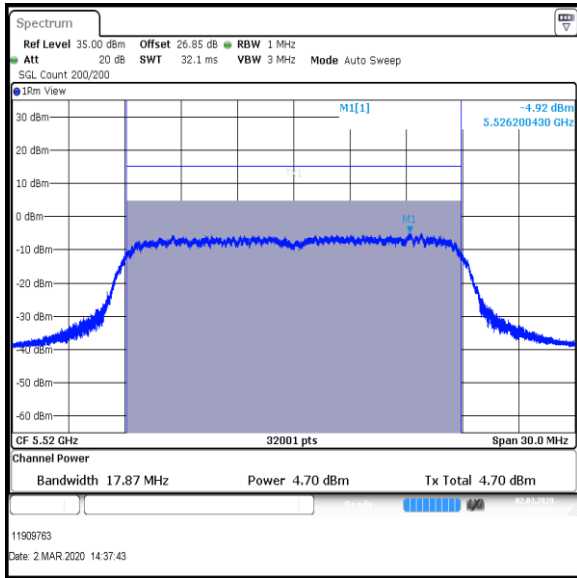
Transmitter Maximum Conducted Output Power (continued)**De Facto EIRP Limit Comparison**

Channel	Port 1+2+3+4 Combined Conducted Power (dBm)	Directional Antenna Gain (dBi)	EIRP (dBm)	De Facto EIRP Limit (dBm)	Margin (dB)	Result
Bottom+1	10.7	8	18.7	30.0	11.3	Complied
Middle	12.3	8	20.3	30.0	9.7	Complied
Top	13.0	8	21.0	30.0	9.0	Complied

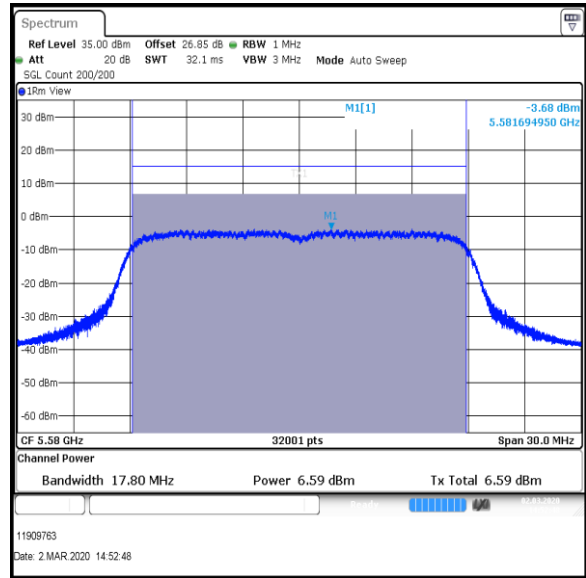
Result: Pass

Transmitter Maximum Conducted Output Power (continued)

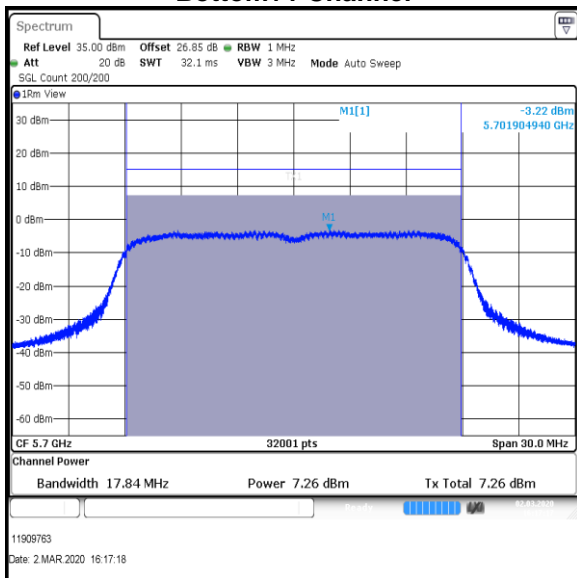
Results: 802.11ac / HT20 / MCS2 / MIMO / Port 1+2+3+4 / PWL 16 / 8 dBi Antenna / Port 1



Bottom+1 Channel



Middle Channel

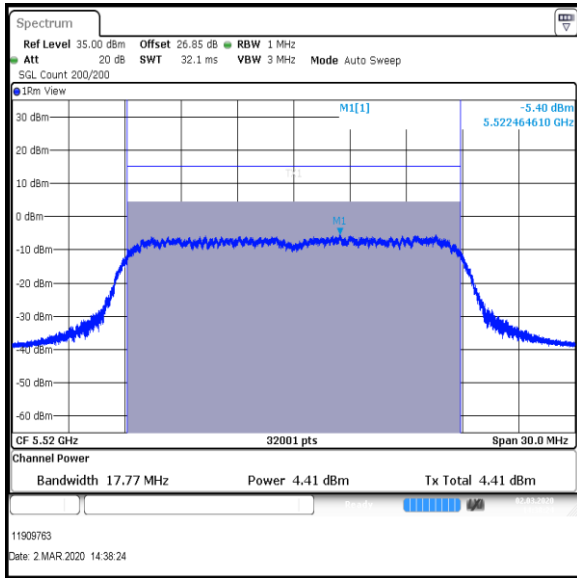


Top Channel

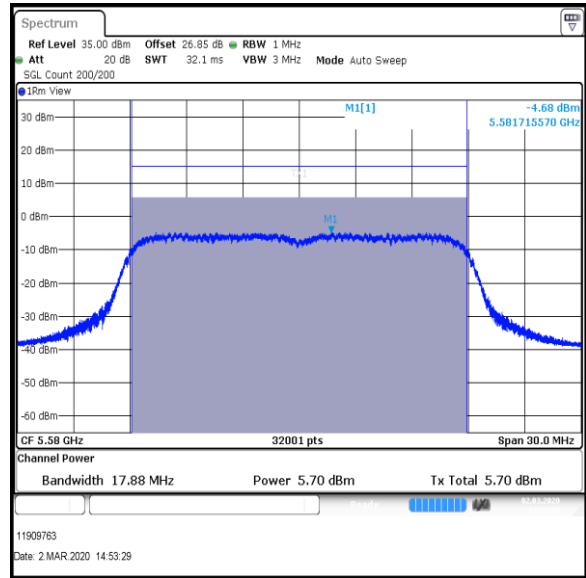
Result: Pass

Transmitter Maximum Conducted Output Power (continued)

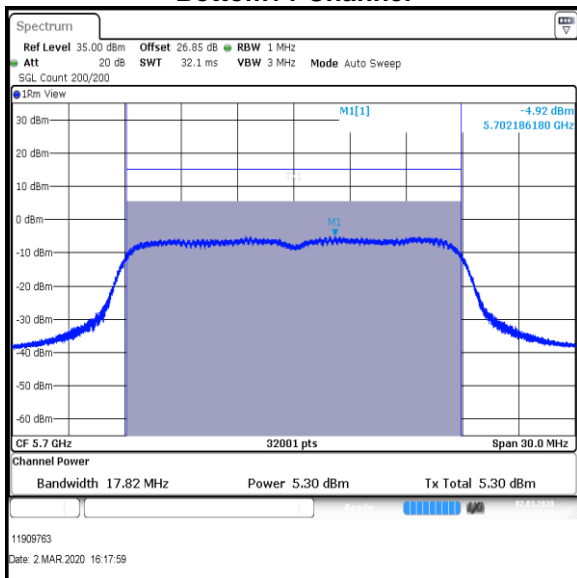
Results: 802.11ac / HT20 / MCS2 / MIMO / Port 1+2+3+4 / PWL 16 / 8 dBi Antenna / Port 2



Bottom+1 Channel



Middle Channel

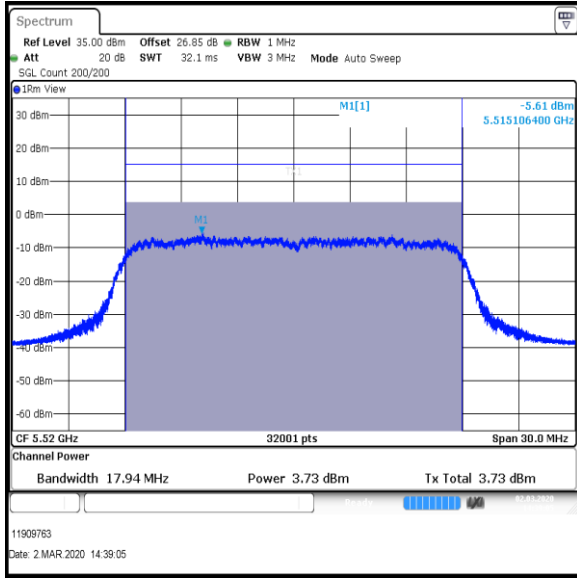


Top Channel

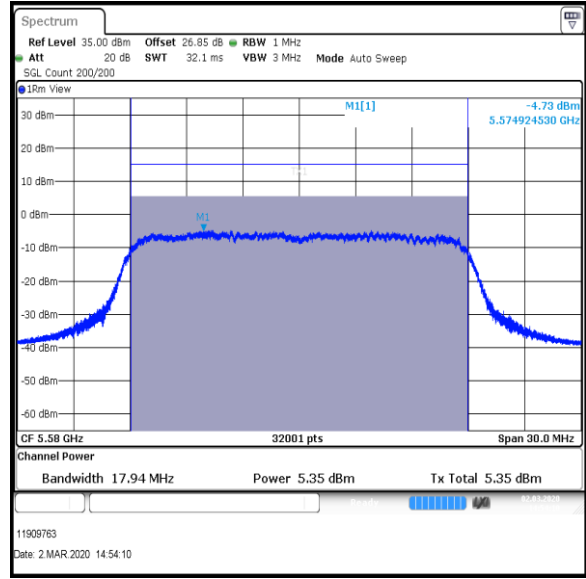
Result: Pass

Transmitter Maximum Conducted Output Power (continued)

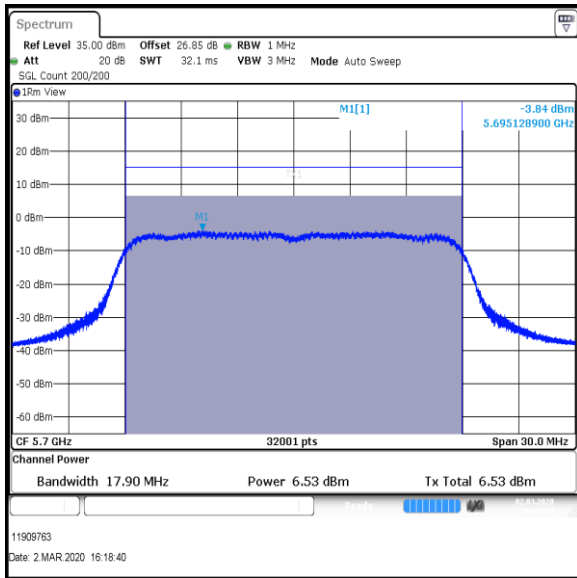
Results: 802.11ac / HT20 / MCS2 / MIMO / Port 1+2+3+4 / PWL 16 / 8 dBi Antenna / Port 3



Bottom+1 Channel



Middle Channel

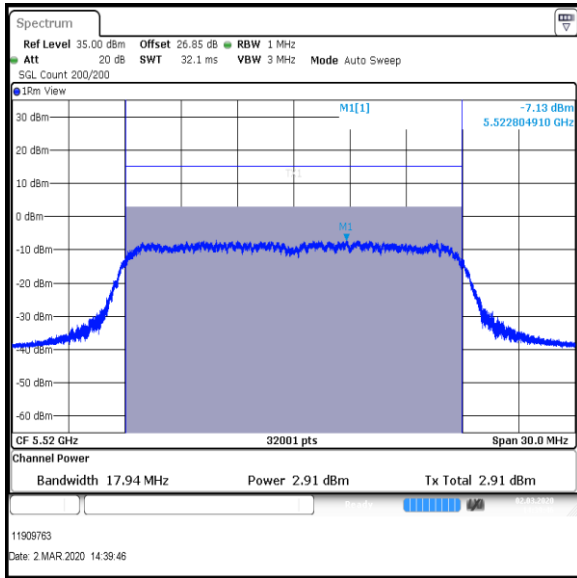


Top Channel

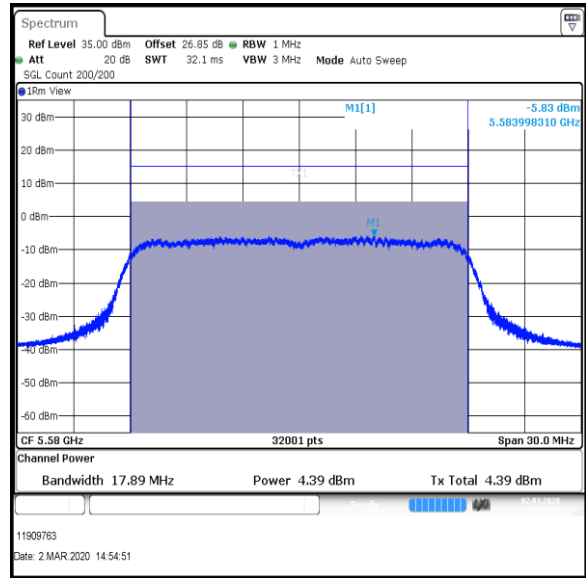
Result: Pass

Transmitter Maximum Conducted Output Power (continued)

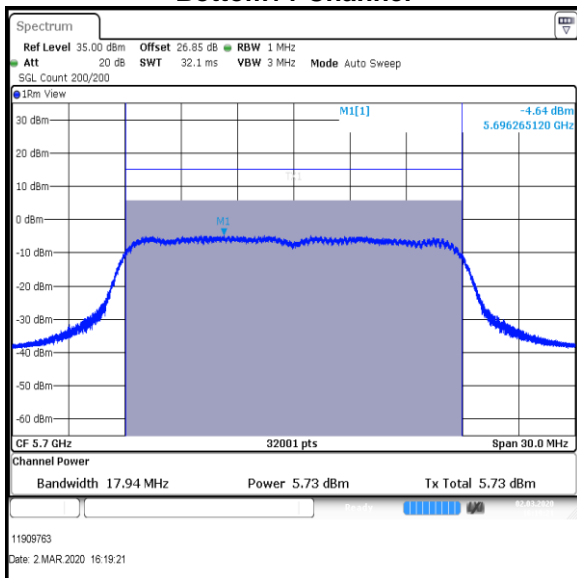
Results: 802.11ac / HT20 / MCS2 / MIMO / Port 1+2+3+4 / PWL 16 / 8 dBi Antenna / Port 4



Bottom+1 Channel



Middle Channel



Top Channel

Result: Pass

Transmitter Maximum Conducted Output Power (continued)**Results: 802.11n / HT40 / MCS3 / MIMO / Port 1+2+3+4 / PWL 15 / 8 dBi Antenna**

Channel	Port 1 Conducted Power (dBm)	Duty Cycle Correction (dB)	Port 1 Corrected Conducted Power (dBm)	Port 2 Conducted Power (dBm)	Duty Cycle Correction (dB)	Port 2 Corrected Conducted Power (dBm)
Bottom	5.2	1.4	6.6	5.6	1.4	7.0
Middle	6.7	1.4	8.1	5.2	1.4	6.6
Top	6.6	1.4	8.0	4.6	1.4	6.0

Channel	Port 3 Conducted Power (dBm)	Duty Cycle Correction (dB)	Port 3 Corrected Conducted Power (dBm)	Port 4 Conducted Power (dBm)	Duty Cycle Correction (dB)	Port 4 Corrected Conducted Power (dBm)
Bottom	4.3	1.4	5.7	3.8	1.4	5.2
Middle	5.5	1.4	6.9	4.5	1.4	5.9
Top	5.1	1.4	6.5	4.6	1.4	6.0

Channel	Corrected Conducted Power Port 1(dBm)	Corrected Conducted Power Port 2(dBm)	Corrected Conducted Power Port 3(dBm)	Corrected Conducted Power Port 4(dBm)	Port 1+2+3+4 Combined Conducted Power (dBm)
Bottom	6.6	7.0	5.7	5.2	12.2
Middle	8.1	6.6	6.9	5.9	13.0
Top	8.0	6.0	6.5	6.0	12.7

Channel	Port 1+2+3+4 Combined Conducted Power (dBm)	Conducted Power Limit (dBm)	Margin (dB)	Result
Bottom	12.2	22.0	9.8	Complied
Middle	13.0	22.0	9.0	Complied
Top	12.7	22.0	9.3	Complied

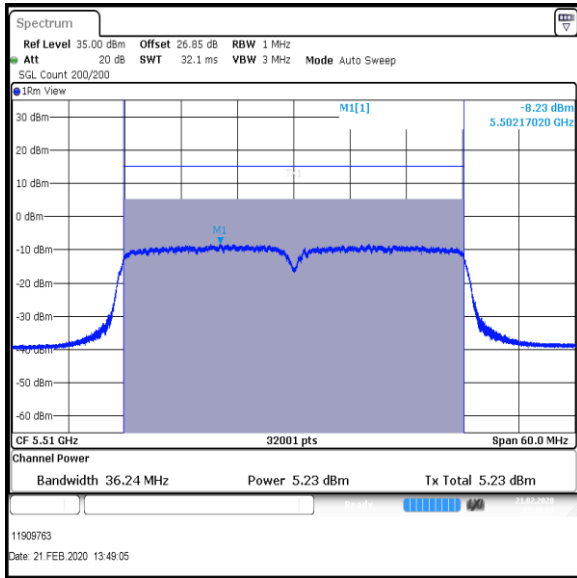
Transmitter Maximum Conducted Output Power (continued)**De Facto EIRP Limit Comparison**

Channel	Port 1+2+3+4 Combined Conducted Power (dBm)	Directional Antenna Gain (dBi)	EIRP (dBm)	De Facto EIRP Limit (dBm)	Margin (dB)	Result
Bottom	12.2	8	20.2	30.0	9.8	Complied
Middle	13.0	8	21.0	30.0	9.0	Complied
Top	12.7	8	20.7	30.0	9.3	Complied

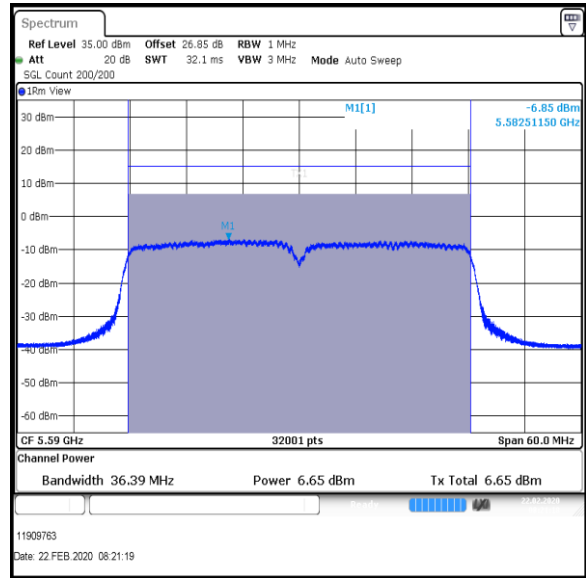
Result: Pass

Transmitter Maximum Conducted Output Power (continued)

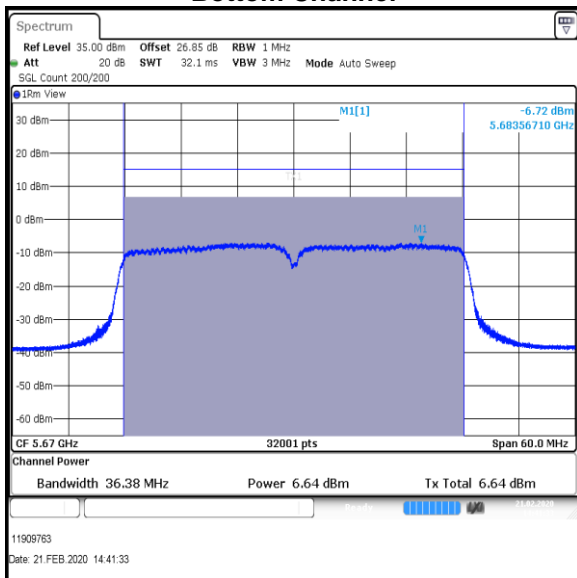
Results: 802.11n / HT40 / MCS3 / MIMO / Port 1+2+3+4 / PWL 15 / 8 dBi Antenna / Port 1



Bottom Channel



Middle Channel

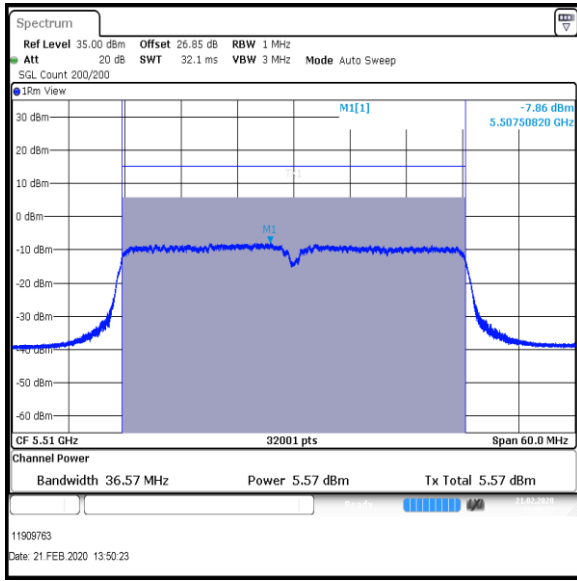


Top Channel

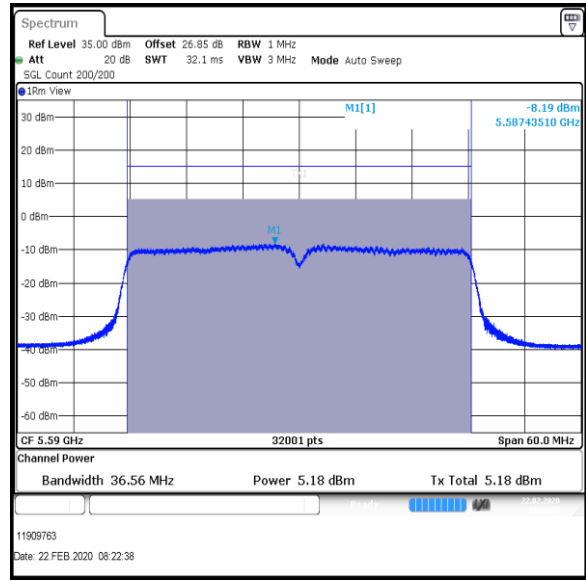
Result: Pass

Transmitter Maximum Conducted Output Power (continued)

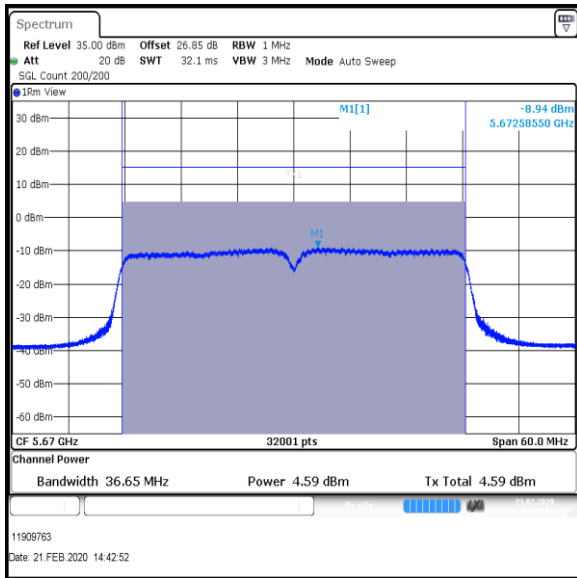
Results: 802.11n / HT40 / MCS3 / MIMO / Port 1+2+3+4 / PWL 15 / 8 dBi Antenna / Port 2



Bottom Channel



Middle Channel

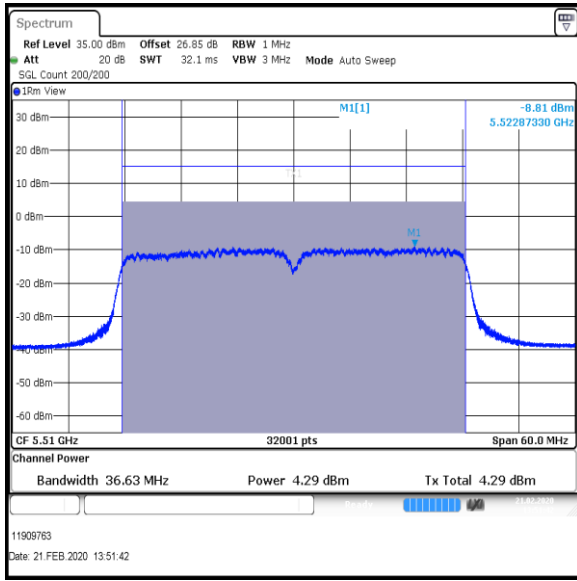


Top Channel

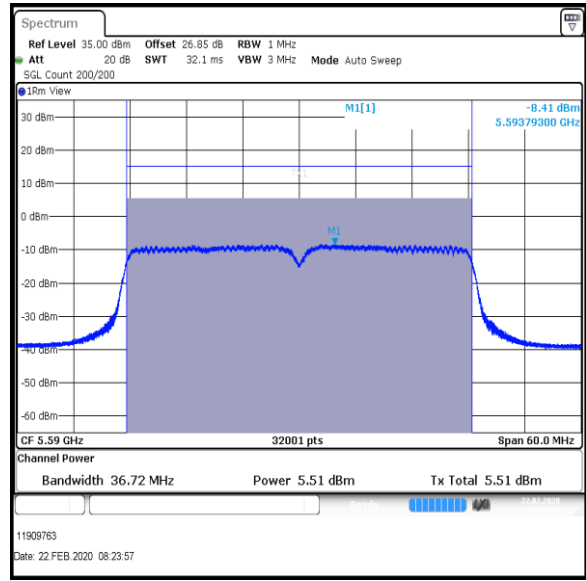
Result: Pass

Transmitter Maximum Conducted Output Power (continued)

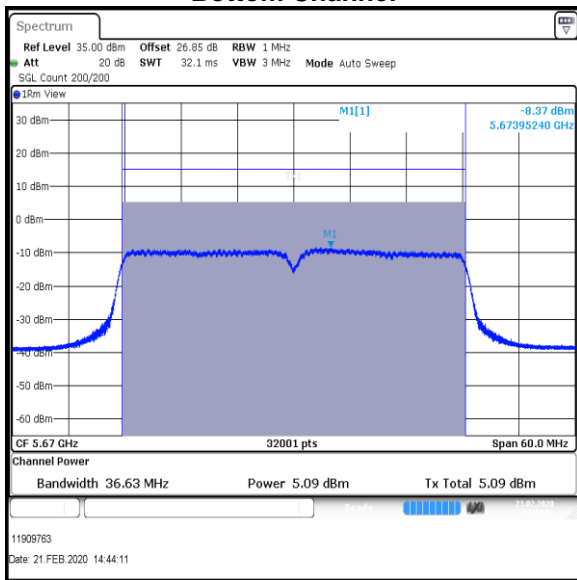
Results: 802.11n / HT40 / MCS3 / MIMO / Port 1+2+3+4 / PWL 15 / 8 dBi Antenna / Port 3



Bottom Channel



Middle Channel

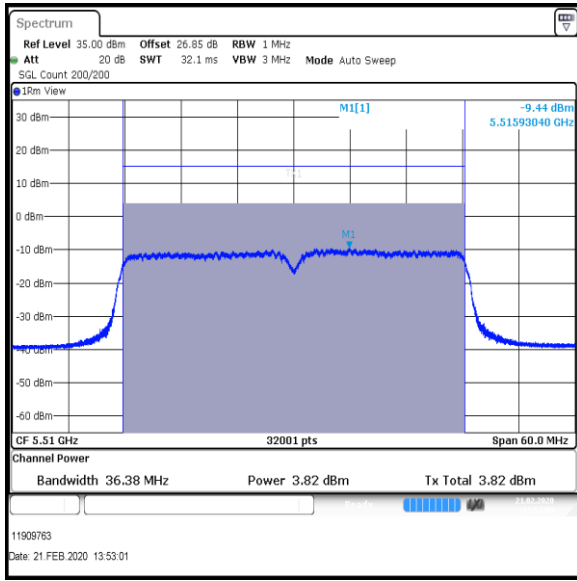


Top Channel

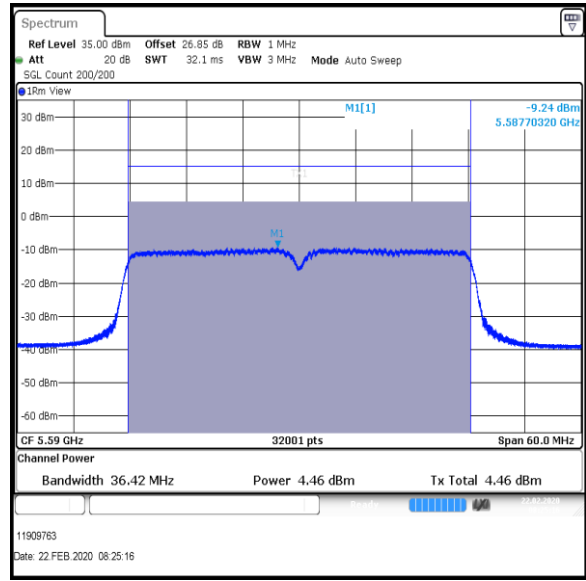
Result: Pass

Transmitter Maximum Conducted Output Power (continued)

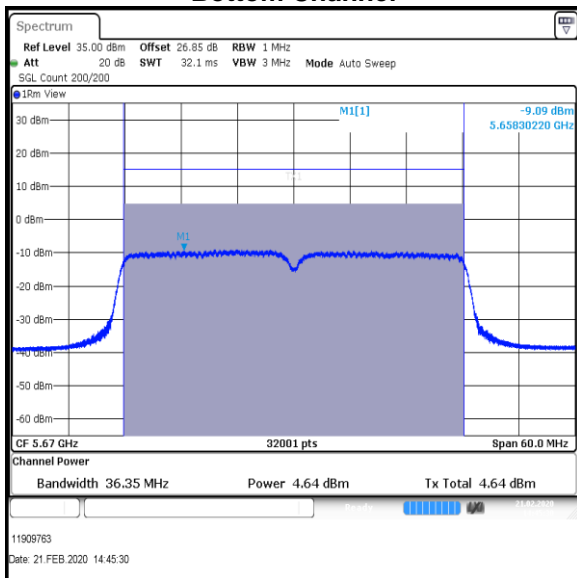
Results: 802.11n / HT40 / MCS3 / MIMO / Port 1+2+3+4 / PWL 15 / 8 dBi Antenna / Port 4



Bottom Channel



Middle Channel



Top Channel

Result: Pass

Transmitter Maximum Conducted Output Power (continued)**Results: 802.11n / HT40 / MCS7 / MIMO / Port 1+2+3+4 / PWL 15 / 8 dBi Antenna**

Channel	Port 1 Conducted Power (dBm)	Duty Cycle Correction (dB)	Port 1 Corrected Conducted Power (dBm)	Port 2 Conducted Power (dBm)	Duty Cycle Correction (dB)	Port 2 Corrected Conducted Power (dBm)
Bottom	4.5	3.5	8.0	5.1	3.5	8.6
Middle	3.8	3.5	7.3	2.3	3.5	5.8
Top	4.9	3.5	8.4	2.9	3.5	6.4

Channel	Port 3 Conducted Power (dBm)	Duty Cycle Correction (dB)	Port 3 Corrected Conducted Power (dBm)	Port 4 Conducted Power (dBm)	Duty Cycle Correction (dB)	Port 4 Corrected Conducted Power (dBm)
Bottom	3.6	3.5	7.1	3.1	3.5	6.6
Middle	2.7	3.5	6.2	1.9	3.5	5.4
Top	3.6	3.5	7.1	3.1	3.5	6.6

Channel	Corrected Conducted Power Port 1(dBm)	Corrected Conducted Power Port 2(dBm)	Corrected Conducted Power Port 3(dBm)	Corrected Conducted Power Port 4(dBm)	Port 1+2+3+4 Combined Conducted Power (dBm)
Bottom	8.0	8.6	7.1	6.6	13.7
Middle	7.3	5.8	6.2	5.4	12.3
Top	8.4	6.4	7.1	6.6	13.2

Channel	Port 1+2+3+4 Combined Conducted Power (dBm)	Conducted Power Limit (dBm)	Margin (dB)	Result
Bottom	13.7	22.0	8.3	Complied
Middle	12.3	22.0	9.7	Complied
Top	13.2	22.0	8.8	Complied

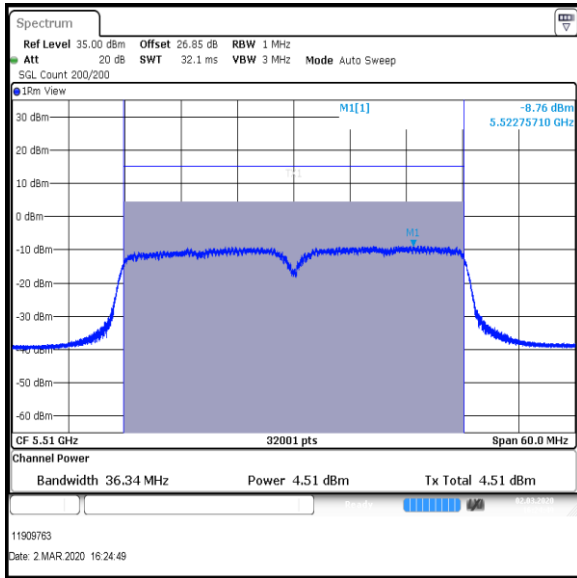
Transmitter Maximum Conducted Output Power (continued)**De Facto EIRP Limit Comparison**

Channel	Port 1+2+3+4 Combined Conducted Power (dBm)	Directional Antenna Gain (dBi)	EIRP (dBm)	De Facto EIRP Limit (dBm)	Margin (dB)	Result
Bottom	13.7	8	21.7	30.0	8.3	Complied
Middle	12.3	8	20.3	30.0	9.7	Complied
Top	13.2	8	21.2	30.0	8.8	Complied

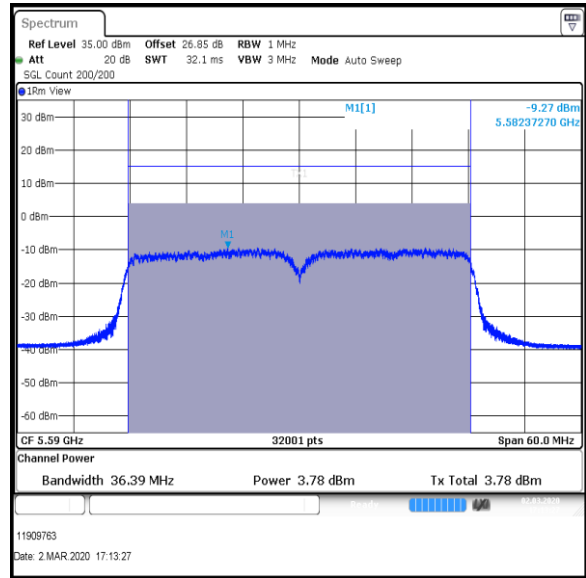
Result: Pass

Transmitter Maximum Conducted Output Power (continued)

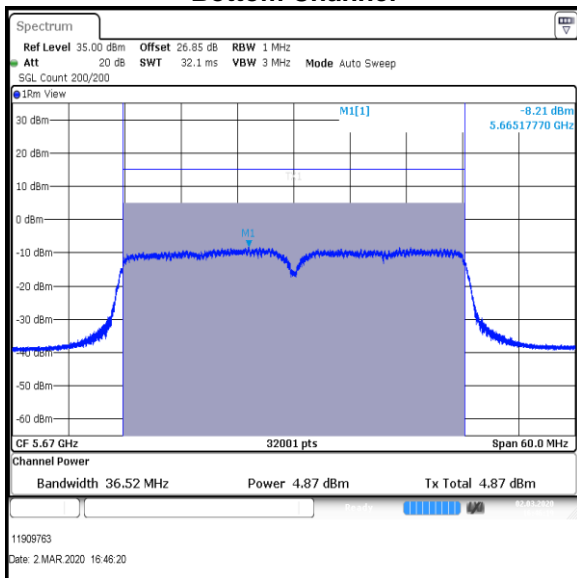
Results: 802.11n / HT40 / MCS7 / MIMO / Port 1+2+3+4 / PWL 15 / 8 dBi Antenna / Port 1



Bottom Channel



Middle Channel

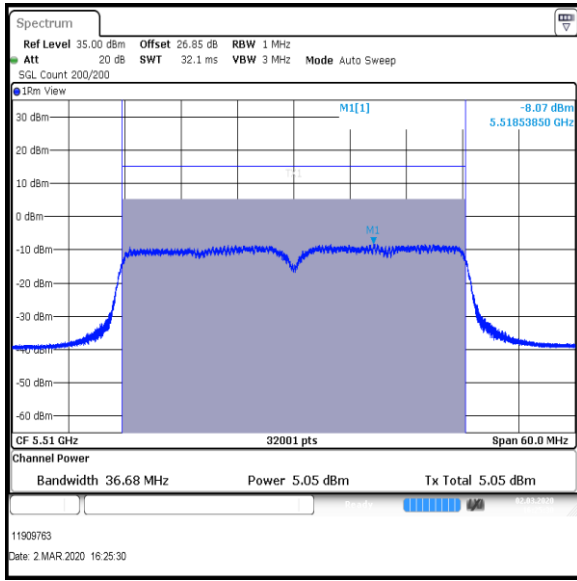


Top Channel

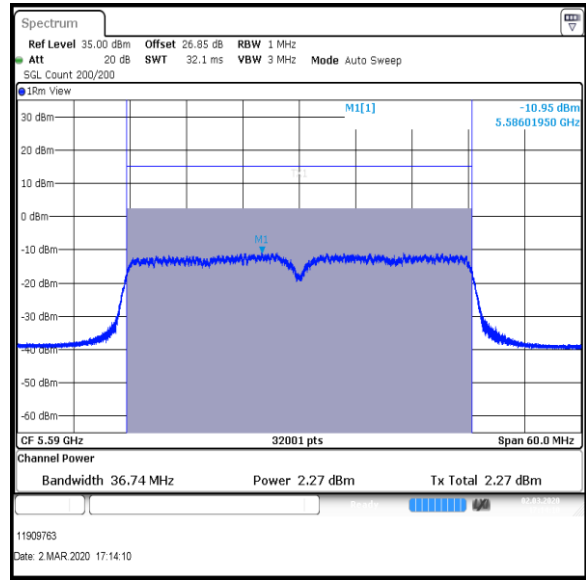
Result: Pass

Transmitter Maximum Conducted Output Power (continued)

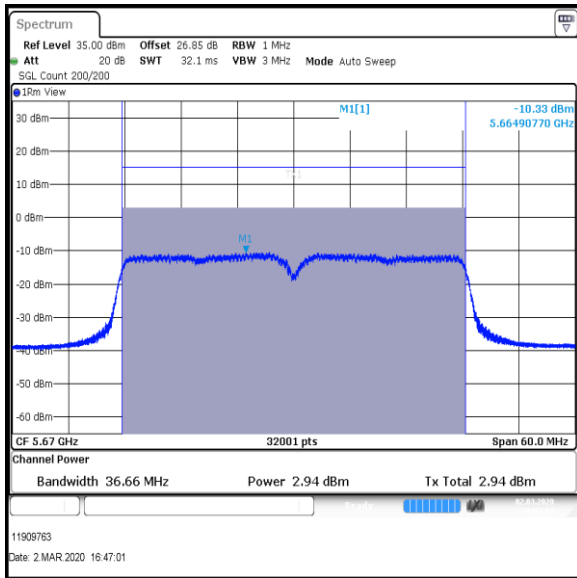
Results: 802.11n / HT40 / MCS7 / MIMO / Port 1+2+3+4 / PWL 15 / 8 dBi Antenna / Port 2



Bottom Channel



Middle Channel

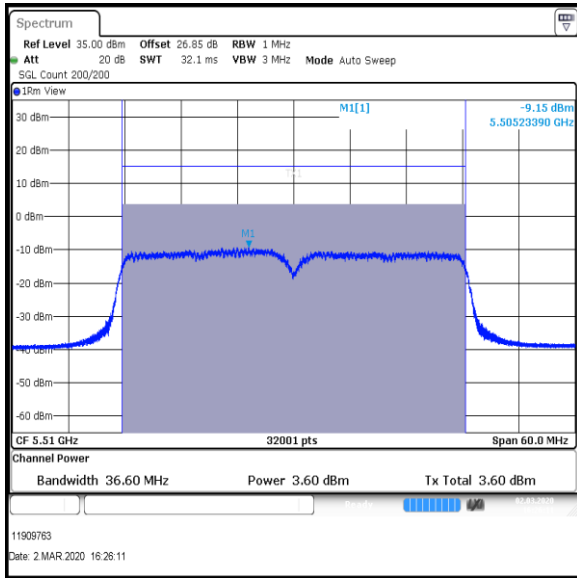


Top Channel

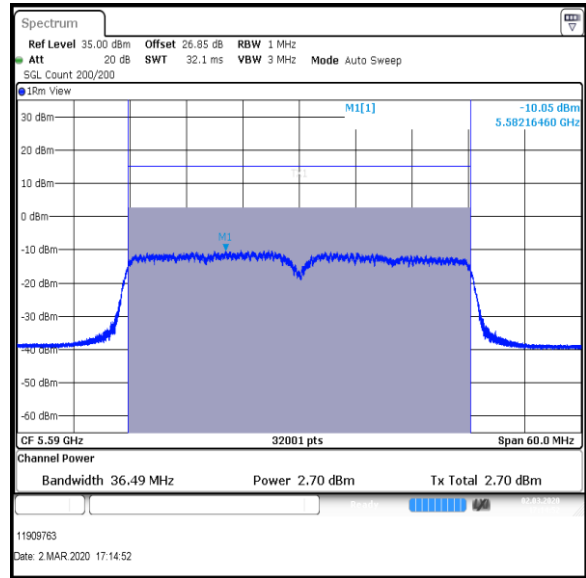
Result: Pass

Transmitter Maximum Conducted Output Power (continued)

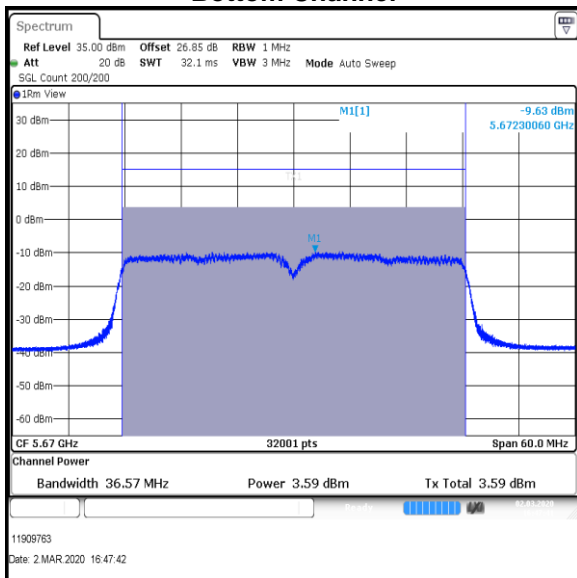
Results: 802.11n / HT40 / MCS7 / MIMO / Port 1+2+3+4 / PWL 15 / 8 dBi Antenna / Port 3



Bottom Channel



Middle Channel

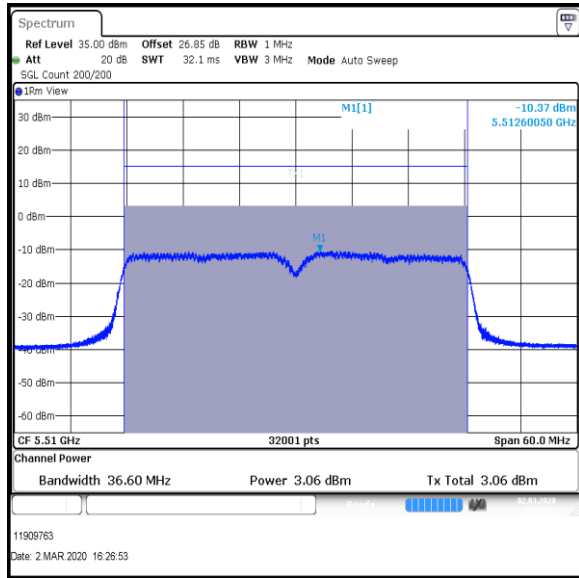


Top Channel

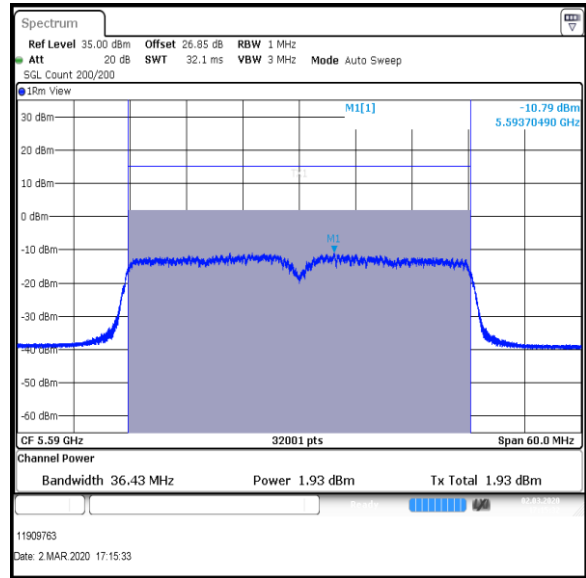
Result: Pass

Transmitter Maximum Conducted Output Power (continued)

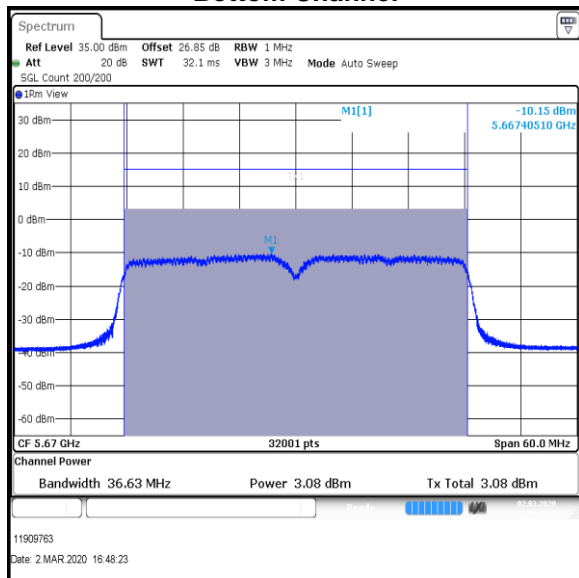
Results: 802.11n / HT40 / MCS7 / MIMO / Port 1+2+3+4 / PWL 15 / 8 dBi Antenna / Port 4



Bottom Channel



Middle Channel



Top Channel

Result: **Pass**

Transmitter Maximum Conducted Output Power (continued)**Results: 802.11ac / HT40 / MCS3 / MIMO / Port 1+2+3+4 / PWL 15 / 8 dBi Antenna**

Channel	Port 1 Conducted Power (dBm)	Duty Cycle Correction (dB)	Port 1 Corrected Conducted Power (dBm)	Port 2 Conducted Power (dBm)	Duty Cycle Correction (dB)	Port 2 Corrected Conducted Power (dBm)
Bottom	4.6	2.3	6.9	5.0	2.3	7.3
Middle	5.0	2.3	7.3	3.4	2.3	5.7
Top	5.1	2.3	7.4	3.2	2.3	5.5

Channel	Port 3 Conducted Power (dBm)	Duty Cycle Correction (dB)	Port 3 Corrected Conducted Power (dBm)	Port 4 Conducted Power (dBm)	Duty Cycle Correction (dB)	Port 4 Corrected Conducted Power (dBm)
Bottom	3.5	2.3	5.8	3.1	2.3	5.4
Middle	3.7	2.3	6.0	2.7	2.3	5.0
Top	3.4	2.3	5.7	3.0	2.3	5.3

Channel	Corrected Conducted Power Port 1(dBm)	Corrected Conducted Power Port 2(dBm)	Corrected Conducted Power Port 3(dBm)	Corrected Conducted Power Port 4(dBm)	Port 1+2+3+4 Combined Conducted Power (dBm)
Bottom	6.9	7.3	5.8	5.4	12.4
Middle	7.3	5.7	6.0	5.0	12.1
Top	7.4	5.5	5.7	5.3	12.1

Channel	Port 1+2+3+4 Combined Conducted Power (dBm)	Conducted Power Limit (dBm)	Margin (dB)	Result
Bottom	12.4	22.0	9.6	Complied
Middle	12.1	22.0	9.9	Complied
Top	12.1	22.0	9.9	Complied

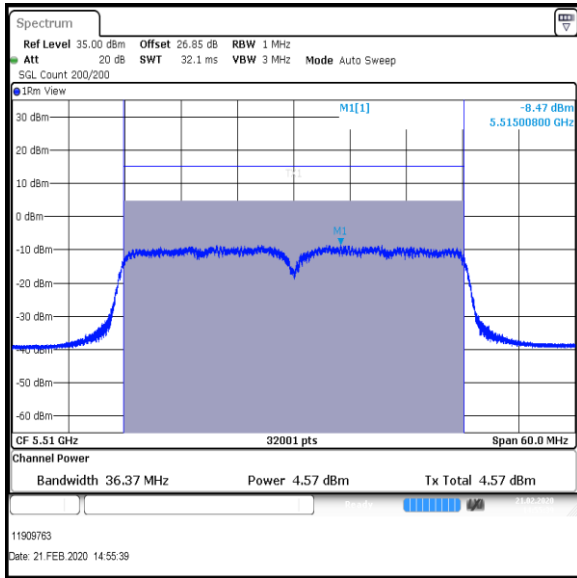
Transmitter Maximum Conducted Output Power (continued)**De Facto EIRP Limit Comparison**

Channel	Port 1+2+3+4 Combined Conducted Power (dBm)	Directional Antenna Gain (dBi)	EIRP (dBm)	De Facto EIRP Limit (dBm)	Margin (dB)	Result
Bottom	12.4	8	20.4	30.0	9.6	Complied
Middle	12.1	8	20.1	30.0	9.9	Complied
Top	12.1	8	20.1	30.0	9.9	Complied

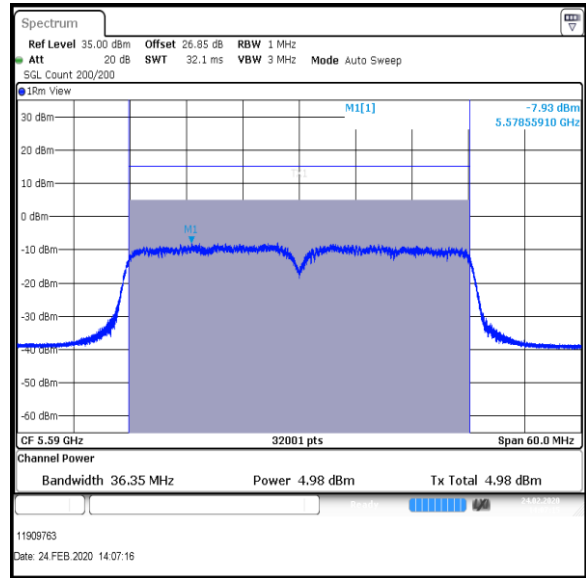
Result: Pass

Transmitter Maximum Conducted Output Power (continued)

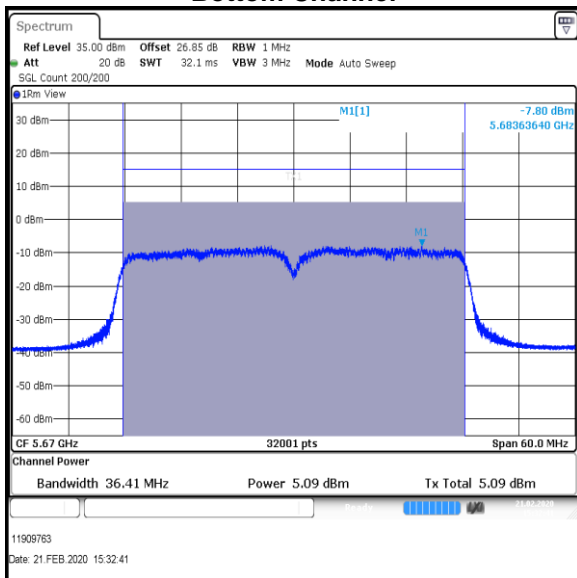
Results: 802.11ac / HT40 / MCS3 / MIMO / Port 1+2+3+4 / PWL 15 / 8 dBi Antenna / Port 1



Bottom Channel



Middle Channel

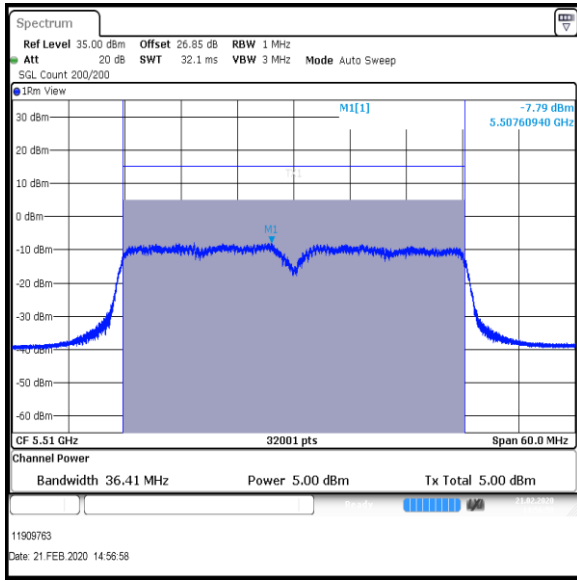


Top Channel

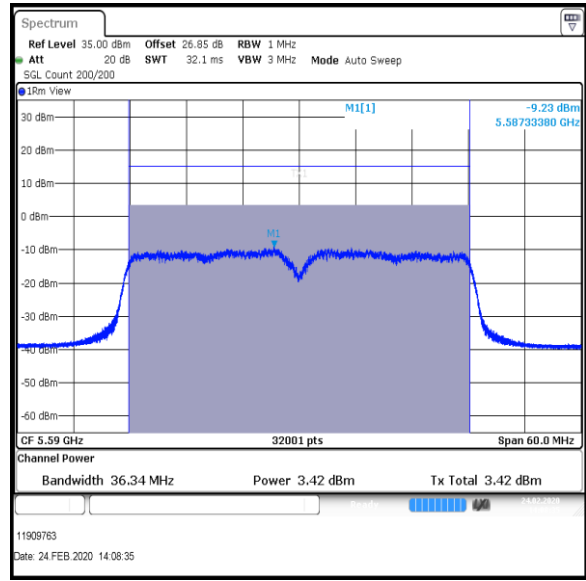
Result: Pass

Transmitter Maximum Conducted Output Power (continued)

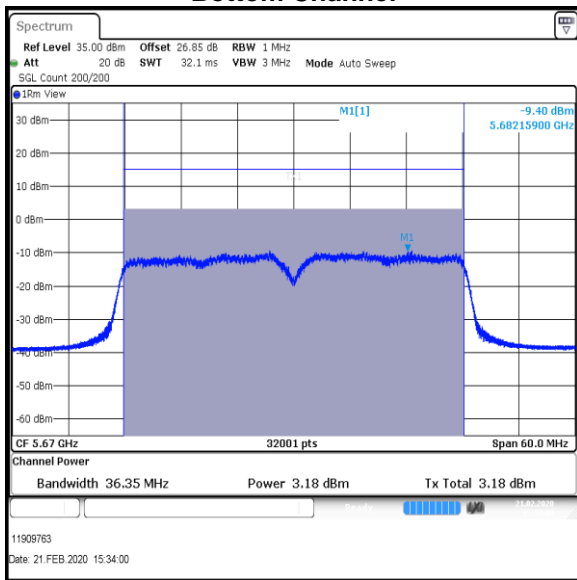
Results: 802.11ac / HT40 / MCS3 / MIMO / Port 1+2+3+4 / PWL 15 / 8 dBi Antenna / Port 2



Bottom Channel



Middle Channel

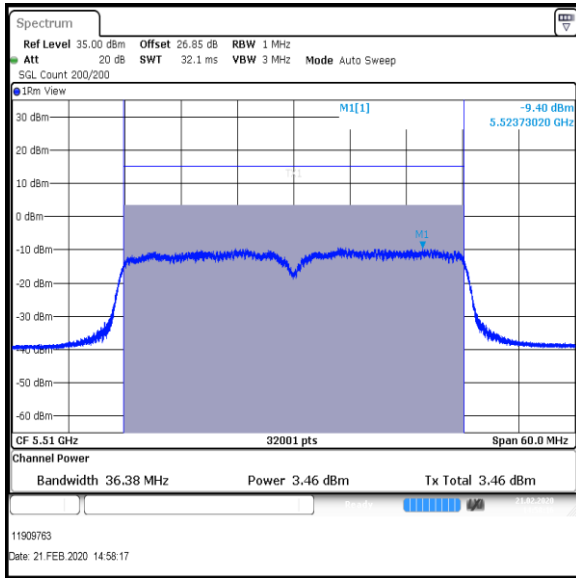


Top Channel

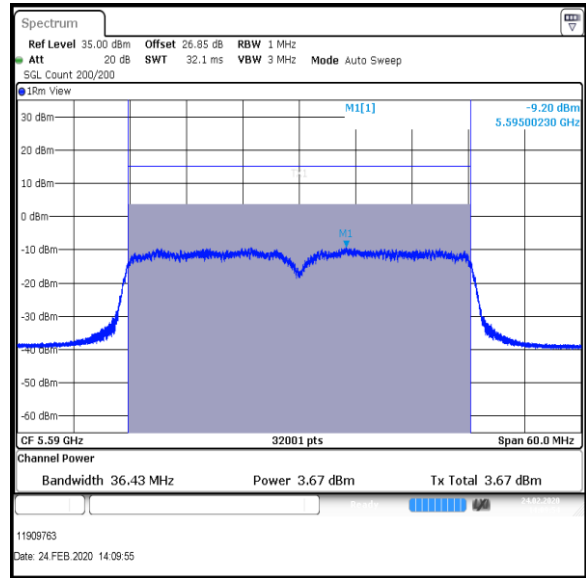
Result: Pass

Transmitter Maximum Conducted Output Power (continued)

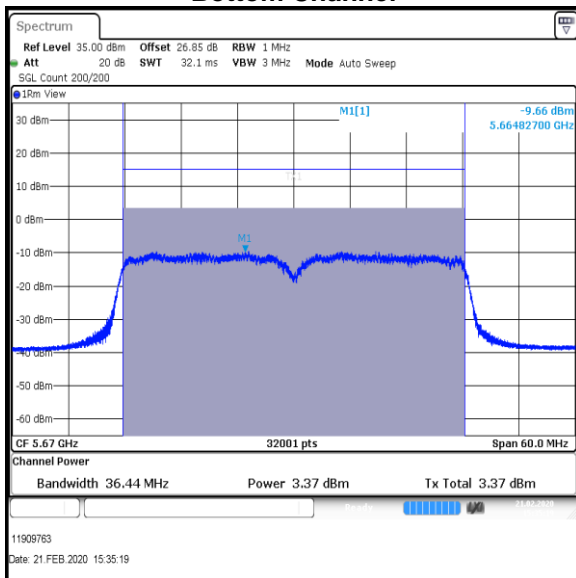
Results: 802.11ac / HT40 / MCS3 / MIMO / Port 1+2+3+4 / PWL 15 / 8 dBi Antenna / Port 3



Bottom Channel



Middle Channel

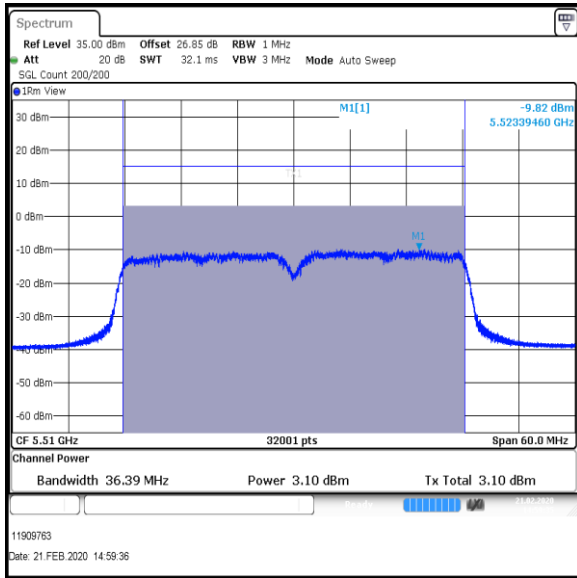


Top Channel

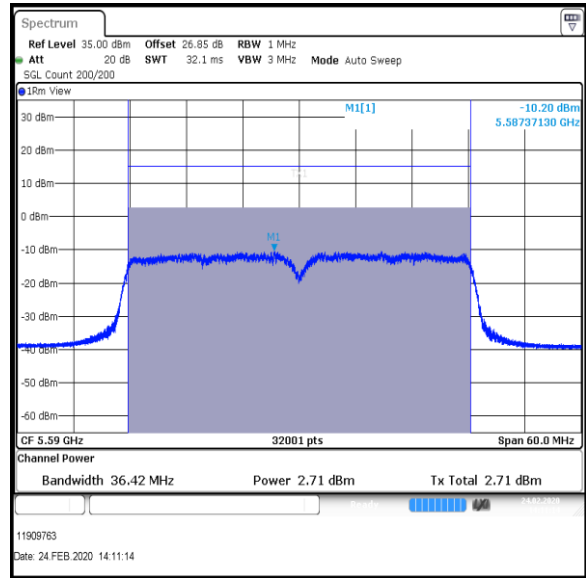
Result: Pass

Transmitter Maximum Conducted Output Power (continued)

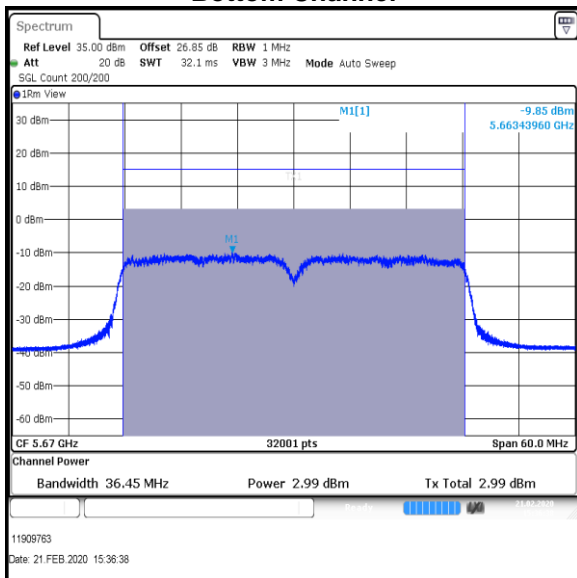
Results: 802.11ac / HT40 / MCS3 / MIMO / Port 1+2+3+4 / PWL 15 / 8 dBi Antenna / Port 4



Bottom Channel



Middle Channel



Top Channel

Result: Pass

Transmitter Maximum Conducted Output Power (continued)**Results: 802.11ac / HT40 / MCS7 / MIMO / Port 1+2+3+4 / PWL 15 / 8 dBi Antenna**

Channel	Port 1 Conducted Power (dBm)	Duty Cycle Correction (dB)	Port 1 Corrected Conducted Power (dBm)	Port 2 Conducted Power (dBm)	Duty Cycle Correction (dB)	Port 2 Corrected Conducted Power (dBm)
Bottom	3.5	2.7	6.2	4.0	2.7	6.7
Middle	4.0	2.7	6.7	2.4	2.7	5.1
Top	3.9	2.7	6.6	2.0	2.7	4.7

Channel	Port 3 Conducted Power (dBm)	Duty Cycle Correction (dB)	Port 3 Corrected Conducted Power (dBm)	Port 4 Conducted Power (dBm)	Duty Cycle Correction (dB)	Port 4 Corrected Conducted Power (dBm)
Bottom	2.4	2.7	5.1	1.9	2.7	4.6
Middle	2.8	2.7	5.5	2.0	2.7	4.7
Top	2.5	2.7	5.2	1.9	2.7	4.6

Channel	Corrected Conducted Power Port 1(dBm)	Corrected Conducted Power Port 2(dBm)	Corrected Conducted Power Port 3(dBm)	Corrected Conducted Power Port 4(dBm)	Port 1+2+3+4 Combined Conducted Power (dBm)
Bottom	6.2	6.7	5.1	4.6	11.8
Middle	6.7	5.1	5.5	4.7	11.6
Top	6.6	4.7	5.2	4.6	11.4

Channel	Port 1+2+3+4 Combined Conducted Power (dBm)	Conducted Power Limit (dBm)	Margin (dB)	Result
Bottom	11.8	22.0	10.2	Complied
Middle	11.6	22.0	10.4	Complied
Top	11.4	22.0	10.6	Complied

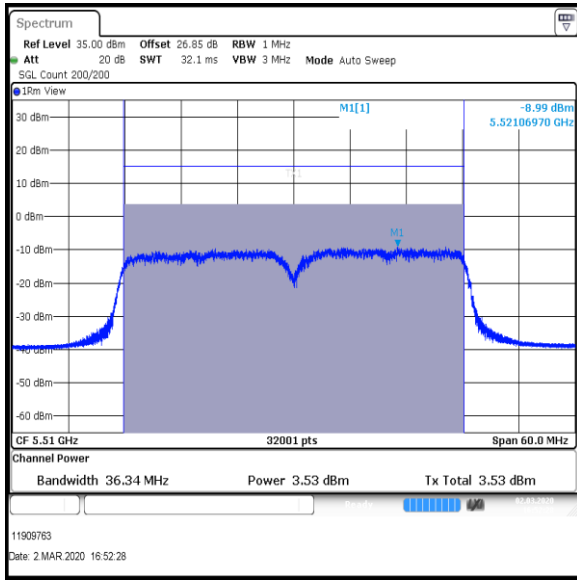
Transmitter Maximum Conducted Output Power (continued)**De Facto EIRP Limit Comparison**

Channel	Port 1+2+3+4 Combined Conducted Power (dBm)	Directional Antenna Gain (dBi)	EIRP (dBm)	De Facto EIRP Limit (dBm)	Margin (dB)	Result
Bottom	11.8	8	19.8	30.0	10.2	Complied
Middle	11.6	8	19.6	30.0	10.4	Complied
Top	11.4	8	19.4	30.0	10.6	Complied

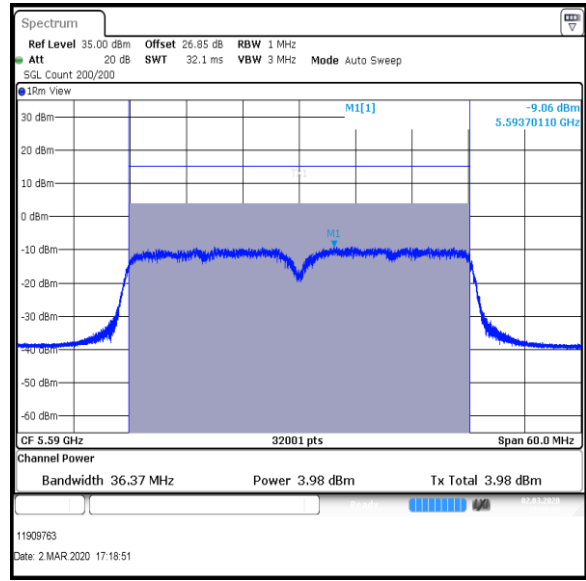
Result: Pass

Transmitter Maximum Conducted Output Power (continued)

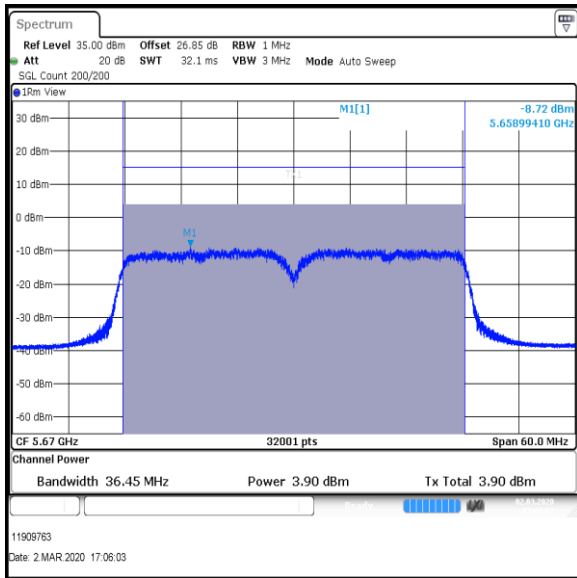
Results: 802.11ac / HT40 / MCS7 / MIMO / Port 1+2+3+4 / PWL 15 / 8 dBi Antenna / Port 1



Bottom Channel



Middle Channel

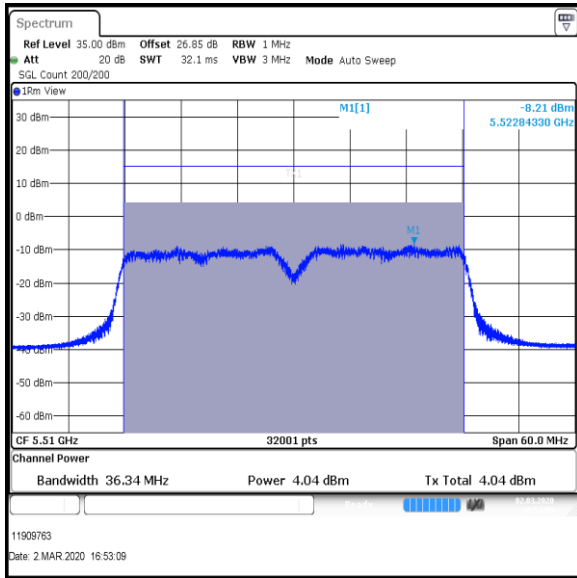


Top Channel

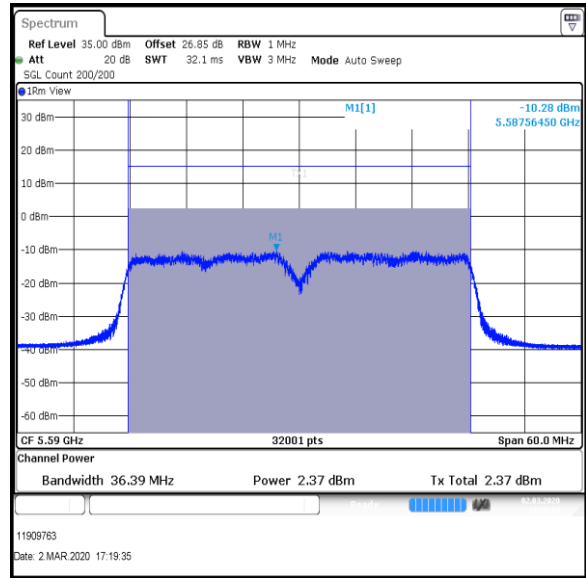
Result: Pass

Transmitter Maximum Conducted Output Power (continued)

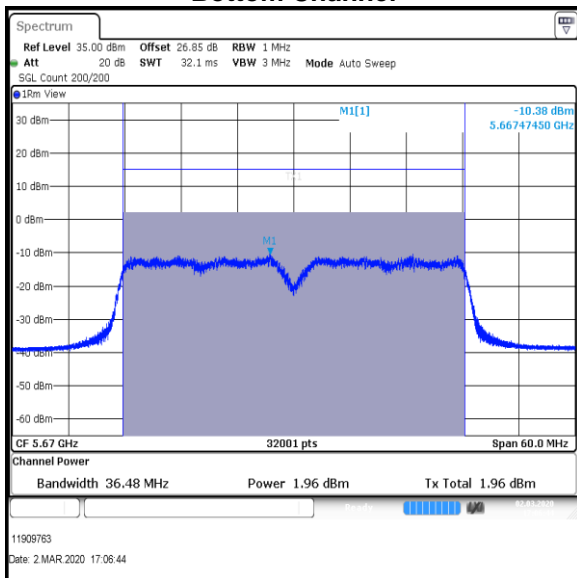
Results: 802.11ac / HT40 / MCS7 / MIMO / Port 1+2+3+4 / PWL 15 / 8 dBi Antenna / Port 2



Bottom Channel



Middle Channel

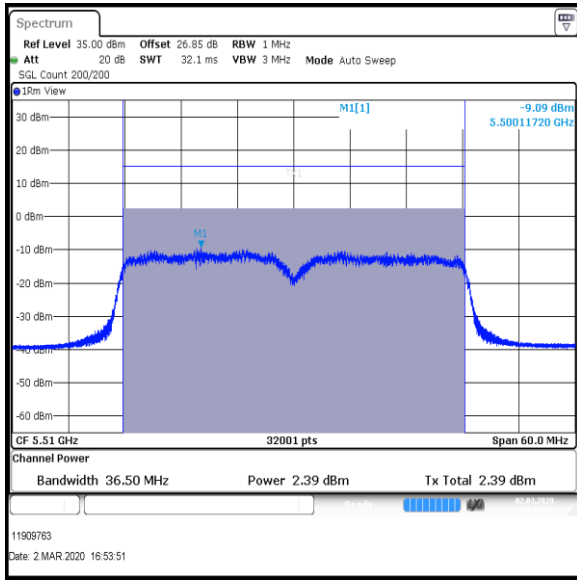


Top Channel

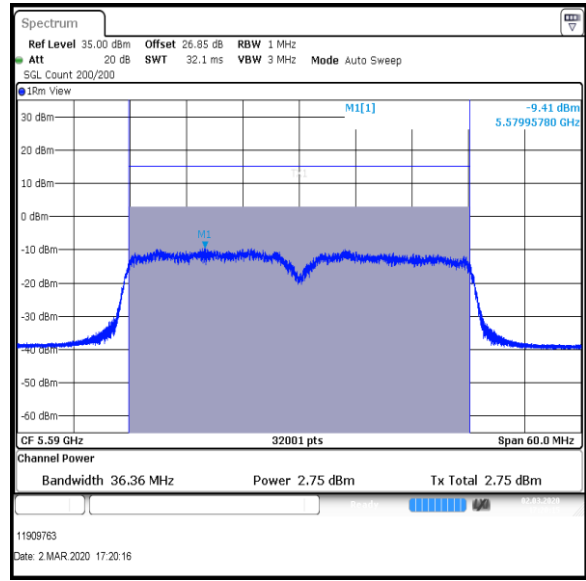
Result: Pass

Transmitter Maximum Conducted Output Power (continued)

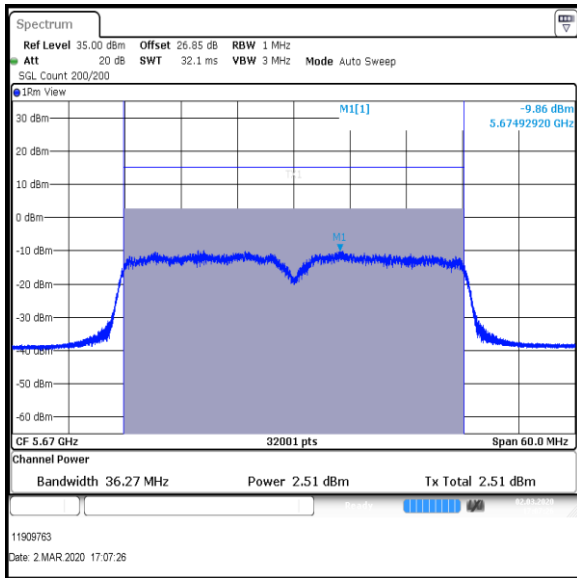
Results: 802.11ac / HT40 / MCS7 / MIMO / Port 1+2+3+4 / PWL 15 / 8 dBi Antenna / Port 3



Bottom Channel



Middle Channel

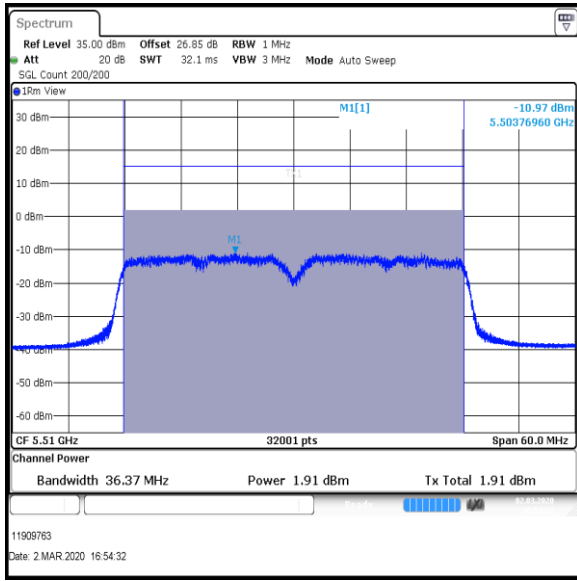


Top Channel

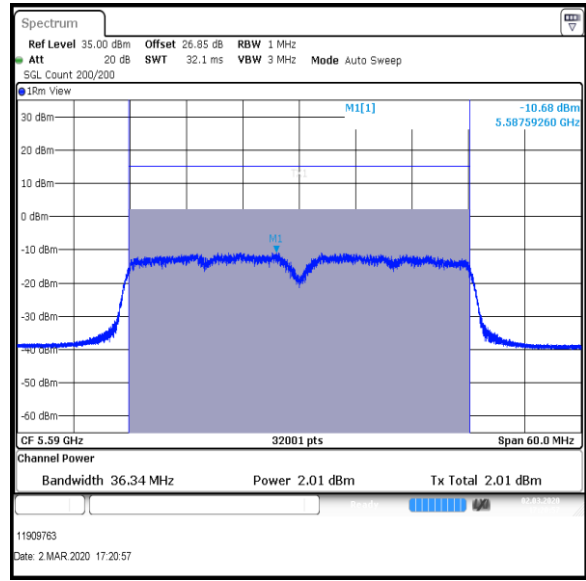
Result: Pass

Transmitter Maximum Conducted Output Power (continued)

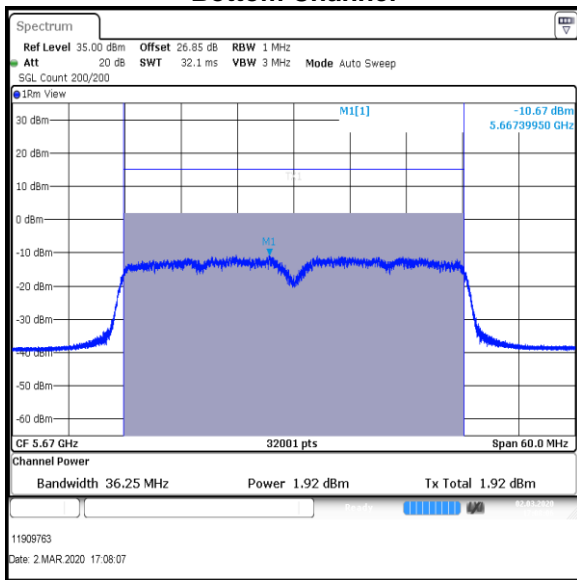
Results: 802.11ac / HT40 / MCS7 / MIMO / Port 1+2+3+4 / PWL 15 / 8 dBi Antenna / Port 4



Bottom Channel



Middle Channel



Top Channel

Result: Pass