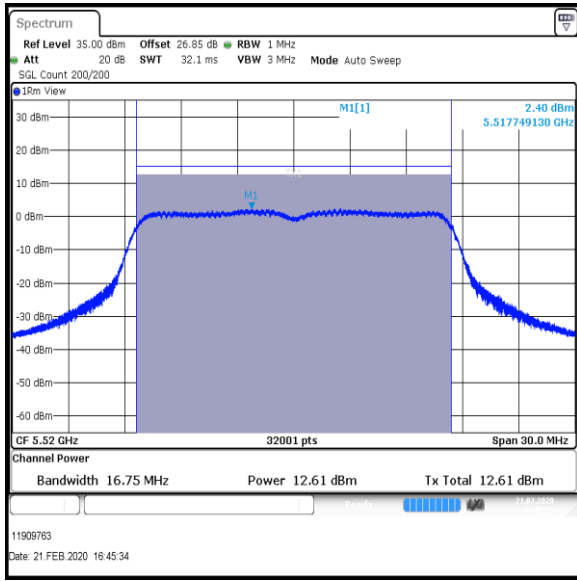
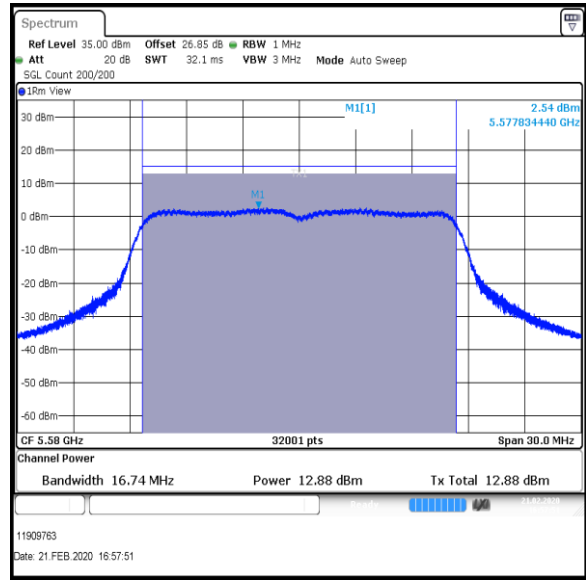


Transmitter Maximum Conducted Output Power (continued)

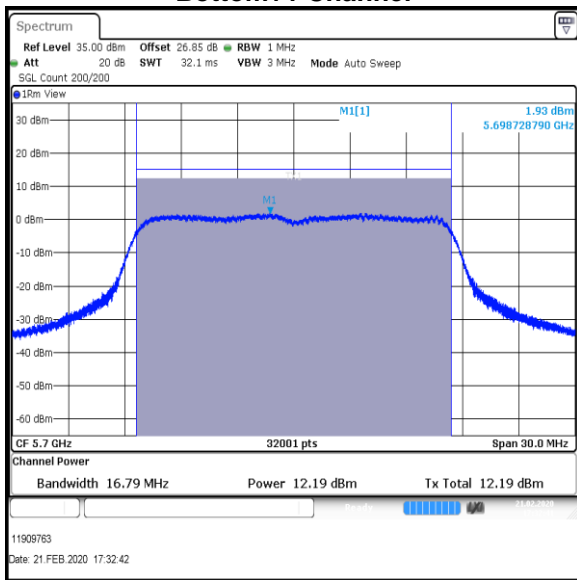
Results: 802.11a / 20 MHz / 48Mbit / MIMO / Port 1+2 / PWL 19 / 8 dBi Antenna / Port 1



Bottom+1 Channel



Middle Channel

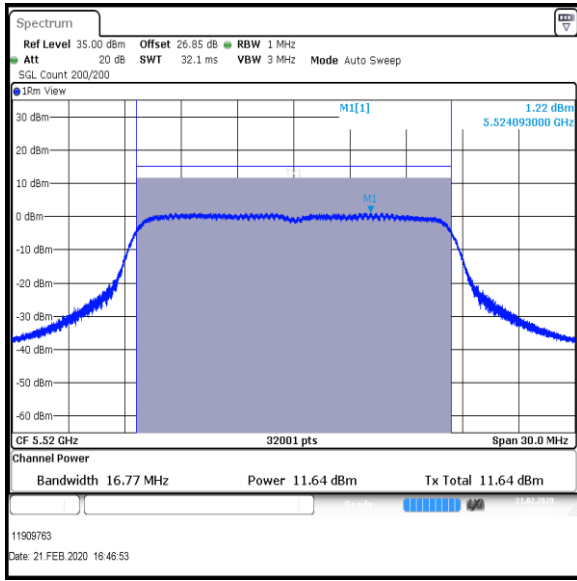


Top Channel

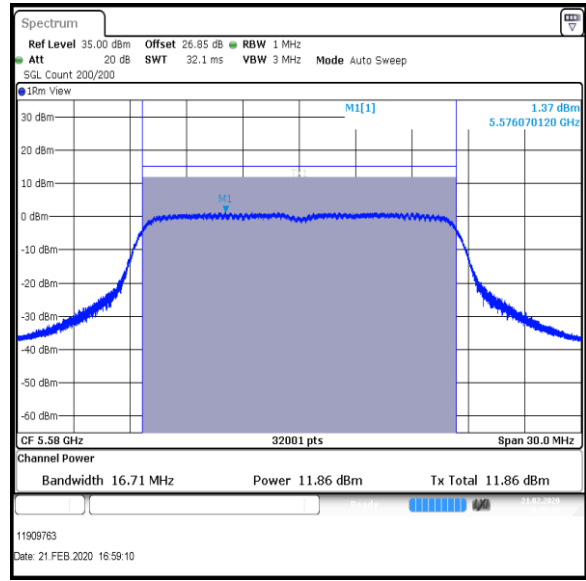
Result: Pass

Transmitter Maximum Conducted Output Power (continued)

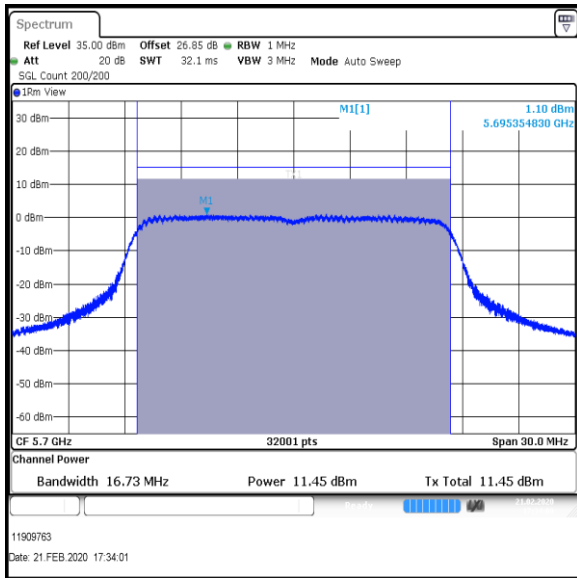
Results: 802.11a / 20 MHz / 48Mbit / MIMO / Port 1+2 / PWL 19 / 8 dBi Antenna / Port 2



Bottom+1 Channel



Middle Channel



Top Channel

Result: Pass

Transmitter Maximum Conducted Output Power (continued)**Results: 802.11a / 20 MHz / 54Mbit / MIMO / Port 1+2 / PWL 13 / 8 dBi Antenna**

Channel	Port 1 Conducted Power (dBm)	Duty Cycle Correction (dB)	Port 1 Corrected Conducted Power (dBm)	Port 2 Conducted Power (dBm)	Duty Cycle Correction (dB)	Port 2 Corrected Conducted Power (dBm)
Bottom	6.6	1.7	8.3	6.8	1.7	8.5

Channel	Corrected Conducted Power Port 1(dBm)	Corrected Conducted Power Port 2(dBm)	Port 1+2 Combined Conducted Power (dBm)	Conducted Power Limit (dBm)	Margin (dB)	Result
Bottom	8.3	8.5	11.4	22.0	10.6	Complied

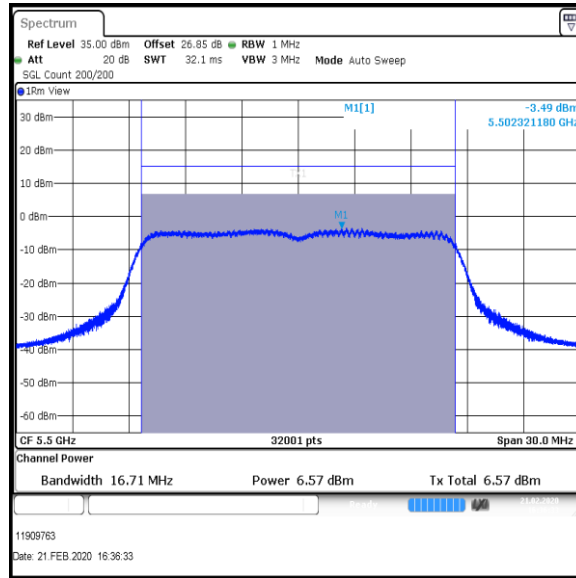
De Facto EIRP Limit Comparison

Channel	Port 1+2 Combined Conducted Power (dBm)	Directional Antenna Gain (dBi)	EIRP (dBm)	De Facto EIRP Limit (dBm)	Margin (dB)	Result
Bottom	11.4	8	19.4	30.0	10.6	Complied

Result: Pass

Transmitter Maximum Conducted Output Power (continued)

Results: 802.11a / 20 MHz / 54Mbit / MIMO / Port 1+2 / PWL 13 / 8 dBi Antenna / Port 1

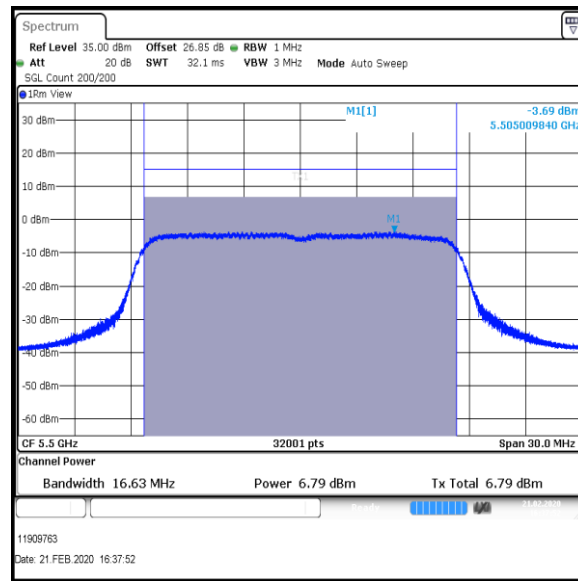


Bottom Channel

Result: Pass

Transmitter Maximum Conducted Output Power (continued)

Results: 802.11a / 20 MHz / 54Mbit / MIMO / Port 1+2 / PWL 13 / 8 dBi Antenna / Port 2



Bottom Channel

Result: Pass

Transmitter Maximum Conducted Output Power (continued)**Results: 802.11a / 20 MHz / 54Mbit / MIMO / Port 1+2 / PWL 19 / 8 dBi Antenna**

Channel	Port 1 Conducted Power (dBm)	Duty Cycle Correction (dB)	Port 1 Corrected Conducted Power (dBm)	Port 2 Conducted Power (dBm)	Duty Cycle Correction (dB)	Port 2 Corrected Conducted Power (dBm)
Bottom+1	12.4	1.7	14.1	11.5	1.7	13.2
Middle	12.7	1.7	14.4	11.7	1.7	13.4
Top	12.0	1.7	13.7	11.3	1.7	13.0

Channel	Corrected Conducted Power Port 1(dBm)	Corrected Conducted Power Port 2(dBm)	Port 1+2 Combined Conducted Power (dBm)	Conducted Power Limit (dBm)	Margin (dB)	Result
Bottom+1	14.1	13.2	16.7	22.0	5.3	Complied
Middle	14.4	13.4	16.9	22.0	5.1	Complied
Top	13.7	13.0	16.4	22.0	5.6	Complied

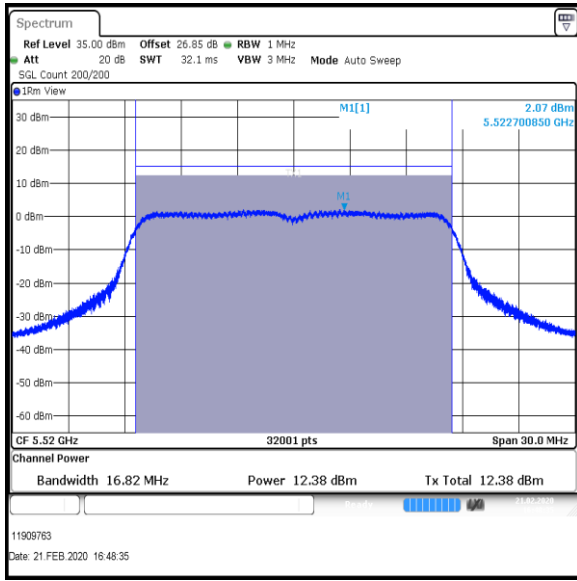
De Facto EIRP Limit Comparison

Channel	Port 1+2 Combined Conducted Power (dBm)	Directional Antenna Gain (dBi)	EIRP (dBm)	De Facto EIRP Limit (dBm)	Margin (dB)	Result
Bottom+1	16.7	8	24.7	30.0	5.3	Complied
Middle	16.9	8	24.9	30.0	5.1	Complied
Top	16.4	8	24.4	30.0	5.6	Complied

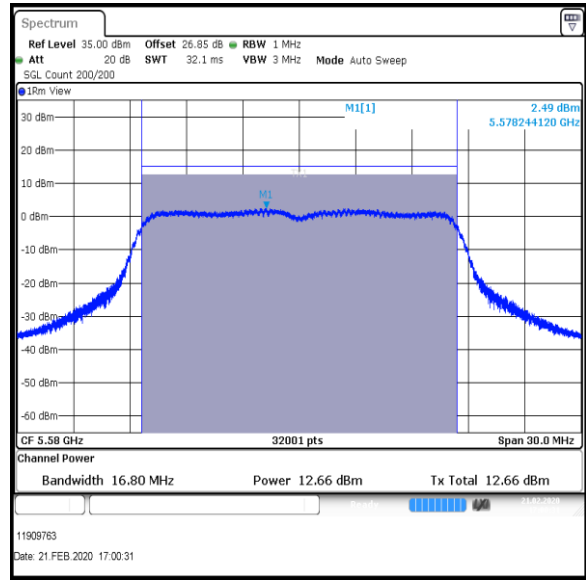
Result: Pass

Transmitter Maximum Conducted Output Power (continued)

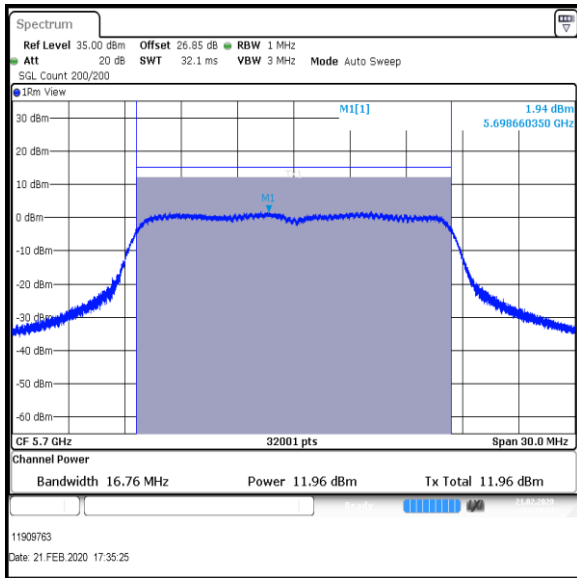
Results: 802.11a / 20 MHz / 54Mbit / MIMO / Port 1+2 / PWL 19 / 8 dBi Antenna / Port 1



Bottom+1 Channel



Middle Channel

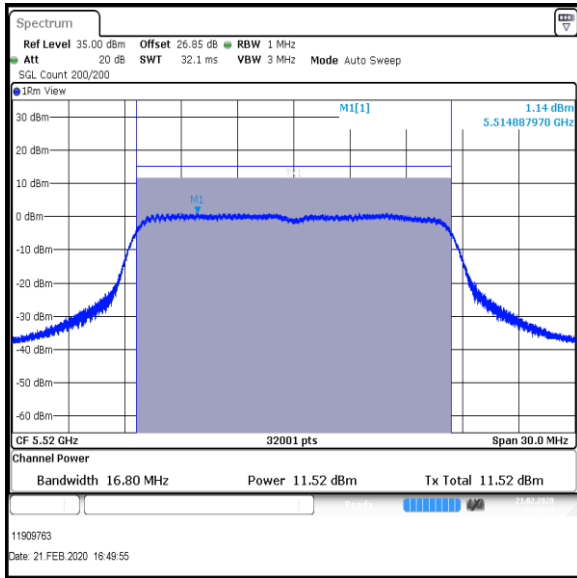


Top Channel

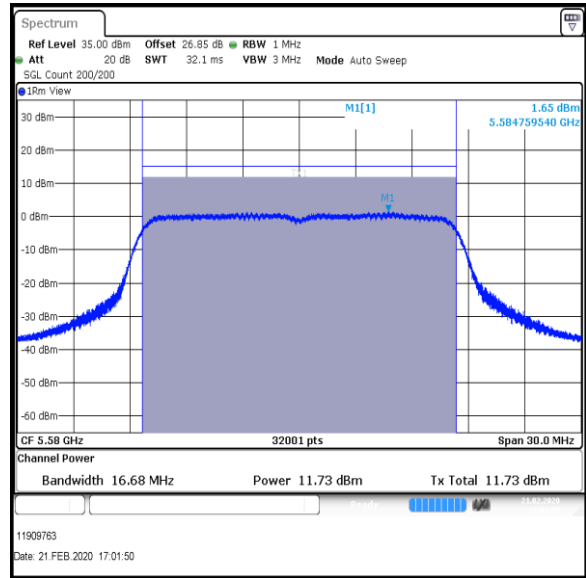
Result: Pass

Transmitter Maximum Conducted Output Power (continued)

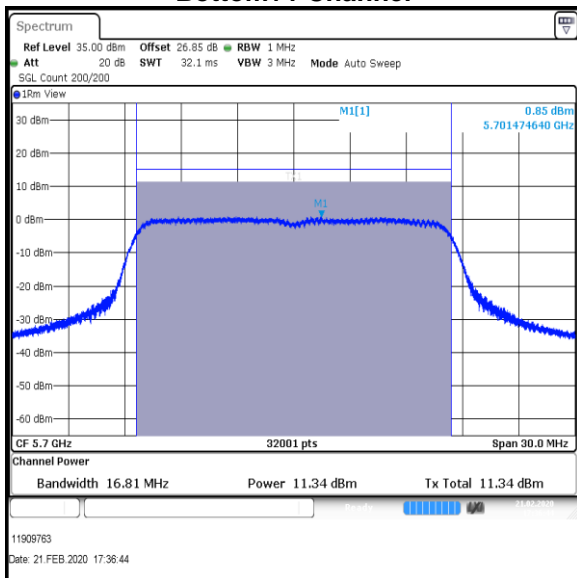
Results: 802.11a / 20 MHz / 54Mbit / MIMO / Port 1+2 / PWL 19 / 8 dBi Antenna / Port 2



Bottom+1 Channel



Middle Channel



Top Channel

Result: Pass

Transmitter Maximum Conducted Output Power (continued)**Results: 802.11n / HT20 / MCS0 / MIMO / Port 1+2 / PWL 13 / 8 dBi Antenna**

Channel	Port 1 Conducted Power (dBm)	Duty Cycle Correction (dB)	Port 1 Corrected Conducted Power (dBm)	Port 2 Conducted Power (dBm)	Duty Cycle Correction (dB)	Port 2 Corrected Conducted Power (dBm)
Bottom	8.6	0.5	9.1	8.3	0.5	8.8

Channel	Corrected Conducted Power Port 1(dBm)	Corrected Conducted Power Port 2(dBm)	Port 1+2 Combined Conducted Power (dBm)	Conducted Power Limit (dBm)	Margin (dB)	Result
Bottom	9.1	8.8	12.0	22.0	10.0	Complied

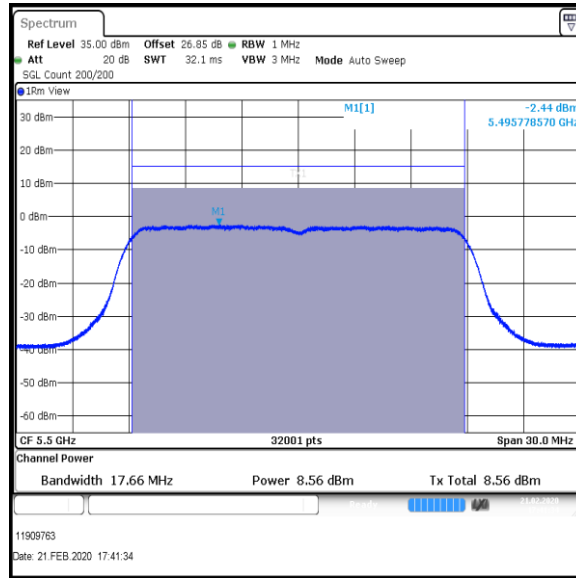
De Facto EIRP Limit Comparison

Channel	Port 1+2 Combined Conducted Power (dBm)	Directional Antenna Gain (dBi)	EIRP (dBm)	De Facto EIRP Limit (dBm)	Margin (dB)	Result
Bottom	12.0	8	20.0	30.0	10.0	Complied

Result: Pass

Transmitter Maximum Conducted Output Power (continued)

Results: 802.11n / HT20 / MCS0 / MIMO / Port 1+2 / PWL 13 / 8 dBi Antenna / Port 1

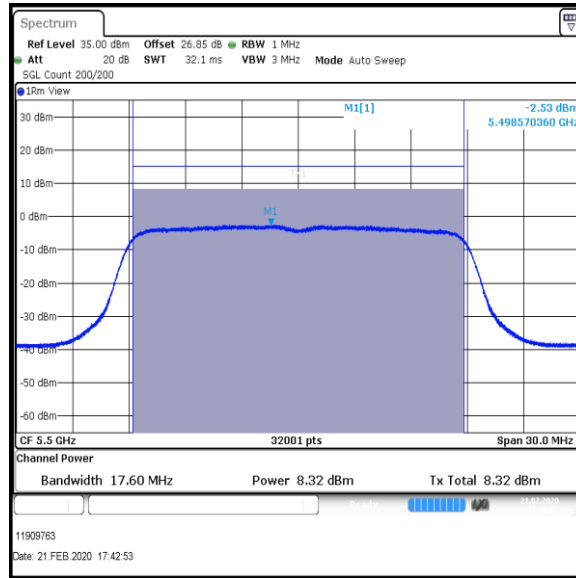


Bottom Channel

Result: Pass

Transmitter Maximum Conducted Output Power (continued)

Results: 802.11n / HT20 / MCS0 / MIMO / Port 1+2 / PWL 13 / 8 dBi Antenna / Port 2



Bottom Channel

Result: Pass

Transmitter Maximum Conducted Output Power (continued)**Results: 802.11n / HT20 / MCS0 / MIMO / Port 1+2 / PWL 19 / 8 dBi Antenna**

Channel	Port 1 Conducted Power (dBm)	Duty Cycle Correction (dB)	Port 1 Corrected Conducted Power (dBm)	Port 2 Conducted Power (dBm)	Duty Cycle Correction (dB)	Port 2 Corrected Conducted Power (dBm)
Bottom+1	13.9	0.5	14.4	13.2	0.5	13.7
Middle	14.2	0.5	14.7	13.5	0.5	14.0
Top	13.6	0.5	14.1	13.3	0.5	13.8

Channel	Corrected Conducted Power Port 1(dBm)	Corrected Conducted Power Port 2(dBm)	Port 1+2 Combined Conducted Power (dBm)	Conducted Power Limit (dBm)	Margin (dB)	Result
Bottom+1	14.4	13.7	17.1	22.0	4.9	Complied
Middle	14.7	14.0	17.4	22.0	4.6	Complied
Top	14.1	13.8	17.0	22.0	5.0	Complied

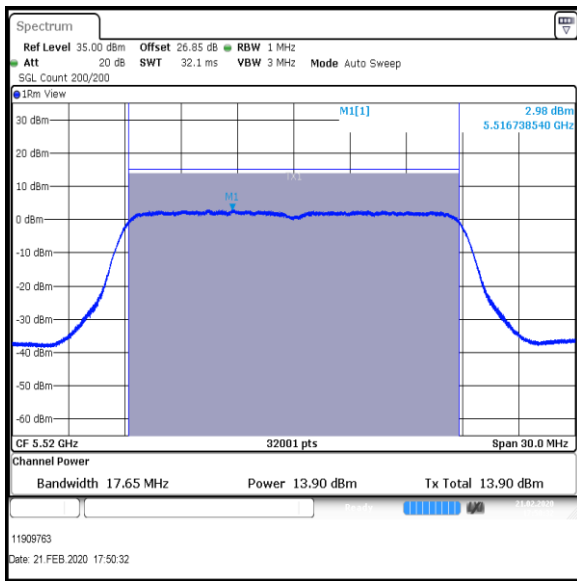
De Facto EIRP Limit Comparison

Channel	Port 1+2 Combined Conducted Power (dBm)	Directional Antenna Gain (dBi)	EIRP (dBm)	De Facto EIRP Limit (dBm)	Margin (dB)	Result
Bottom+1	17.1	8	25.1	30.0	4.9	Complied
Middle	17.4	8	25.4	30.0	4.6	Complied
Top	17.0	8	25.0	30.0	5.0	Complied

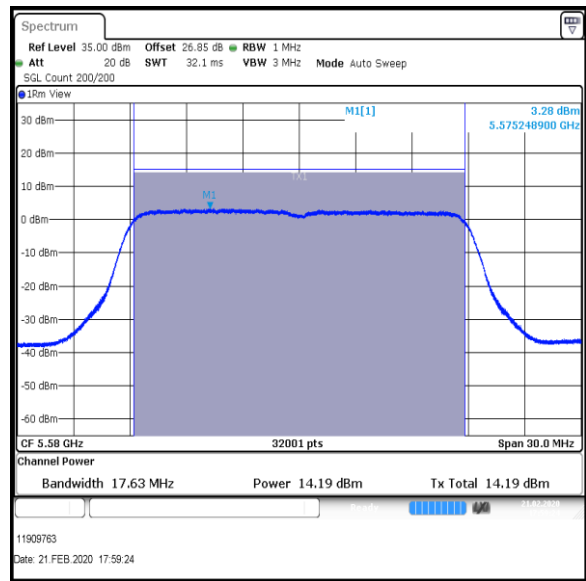
Result: Pass

Transmitter Maximum Conducted Output Power (continued)

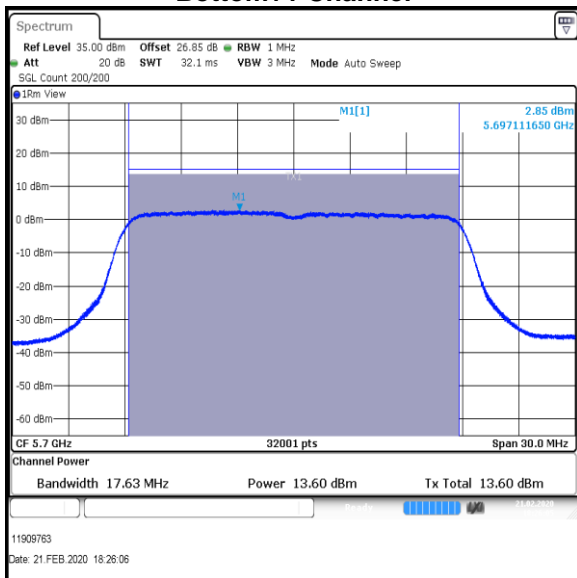
Results: 802.11n / HT20 / MCS0 / MIMO / Port 1+2 / PWL 19 / 8 dBi Antenna / Port 1



Bottom+1 Channel



Middle Channel

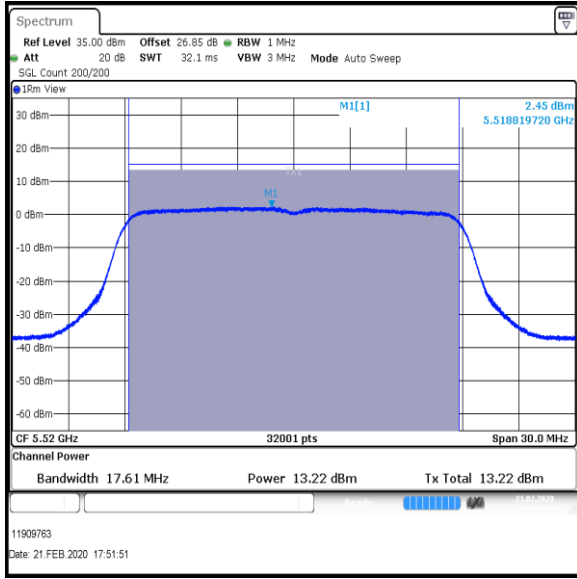


Top Channel

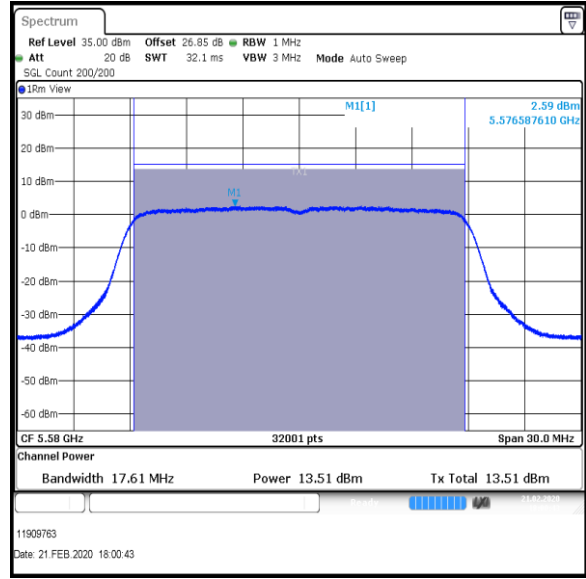
Result: Pass

Transmitter Maximum Conducted Output Power (continued)

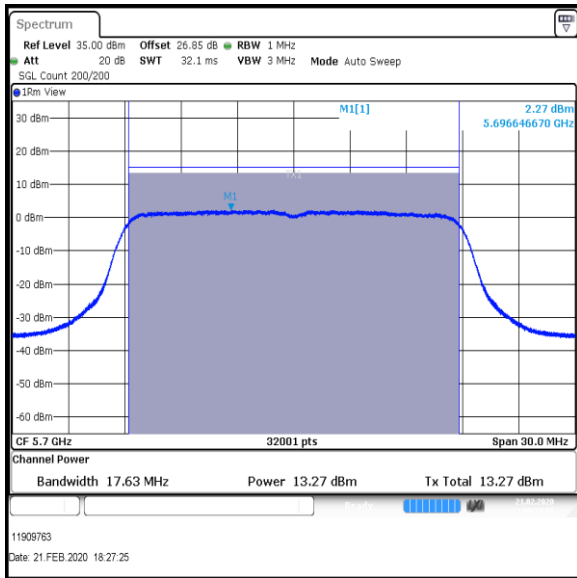
Results: 802.11n / HT20 / MCS0 / MIMO / Port 1+2 / PWL 19 / 8 dBi Antenna / Port 2



Bottom+1 Channel



Middle Channel



Top Channel

Result: Pass

Transmitter Maximum Conducted Output Power (continued)**Results: 802.11n / HT20 / MCS4 / MIMO / Port 1+2 / PWL 13 / 8 dBi Antenna**

Channel	Port 1 Conducted Power (dBm)	Duty Cycle Correction (dB)	Port 1 Corrected Conducted Power (dBm)	Port 2 Conducted Power (dBm)	Duty Cycle Correction (dB)	Port 2 Corrected Conducted Power (dBm)
Bottom	7.2	1.6	8.8	7.4	1.6	9.0

Channel	Corrected Conducted Power Port 1(dBm)	Corrected Conducted Power Port 2(dBm)	Port 1+2 Combined Conducted Power (dBm)	Conducted Power Limit (dBm)	Margin (dB)	Result
Bottom	8.8	9.0	11.9	22.0	10.1	Complied

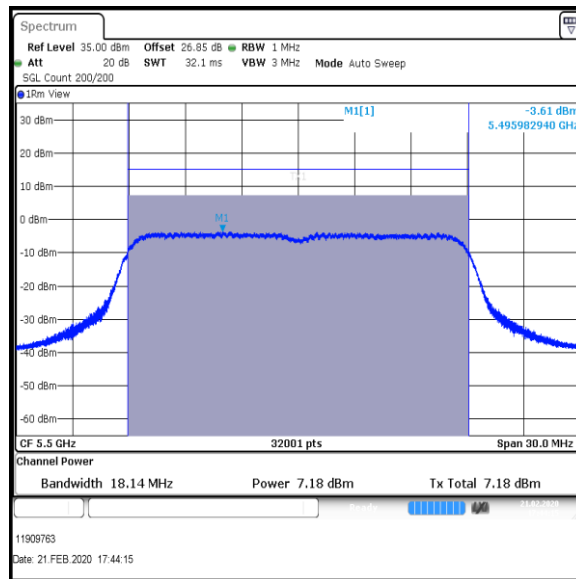
De Facto EIRP Limit Comparison

Channel	Port 1+2 Combined Conducted Power (dBm)	Directional Antenna Gain (dBi)	EIRP (dBm)	De Facto EIRP Limit (dBm)	Margin (dB)	Result
Bottom	11.9	8	19.9	30.0	10.1	Complied

Result: Pass

Transmitter Maximum Conducted Output Power (continued)

Results: 802.11n / HT20 / MCS4 / MIMO / Port 1+2 / PWL 13 / 8 dBi Antenna / Port 1

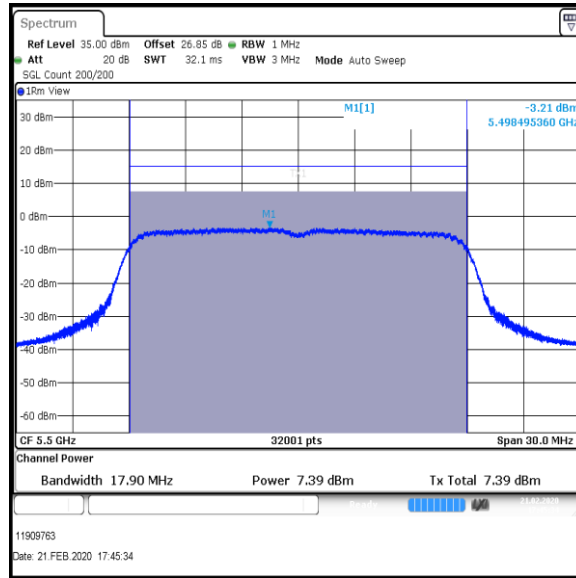


Bottom Channel

Result: Pass

Transmitter Maximum Conducted Output Power (continued)

Results: 802.11n / HT20 / MCS4 / MIMO / Port 1+2 / PWL 13 / 8 dBi Antenna / Port 2



Bottom Channel

Result: Pass

Transmitter Maximum Conducted Output Power (continued)**Results: 802.11n / HT20 / MCS4 / MIMO / Port 1+2 / PWL 19 / 8 dBi Antenna**

Channel	Port 1 Conducted Power (dBm)	Duty Cycle Correction (dB)	Port 1 Corrected Conducted Power (dBm)	Port 2 Conducted Power (dBm)	Duty Cycle Correction (dB)	Port 2 Corrected Conducted Power (dBm)
Bottom+1	12.2	1.6	13.8	11.4	1.6	13.0
Middle	11.3	1.6	12.9	10.4	1.6	12.0
Top	11.8	1.6	13.4	11.2	1.6	12.8

Channel	Corrected Conducted Power Port 1(dBm)	Corrected Conducted Power Port 2(dBm)	Port 1+2 Combined Conducted Power (dBm)	Conducted Power Limit (dBm)	Margin (dB)	Result
Bottom+1	13.8	13.0	16.4	22.0	5.6	Complied
Middle	12.9	12.0	15.5	22.0	6.5	Complied
Top	13.4	12.8	16.1	22.0	5.9	Complied

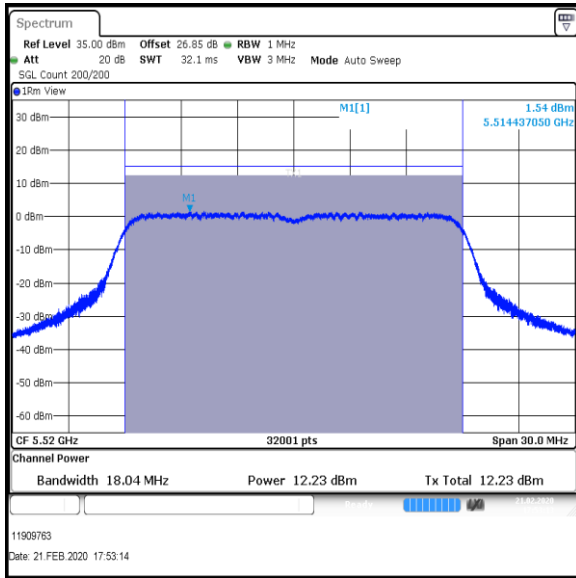
De Facto EIRP Limit Comparison

Channel	Port 1+2 Combined Conducted Power (dBm)	Directional Antenna Gain (dBi)	EIRP (dBm)	De Facto EIRP Limit (dBm)	Margin (dB)	Result
Bottom+1	16.4	8	24.4	30.0	5.6	Complied
Middle	15.5	8	23.5	30.0	6.5	Complied
Top	16.1	8	24.1	30.0	5.9	Complied

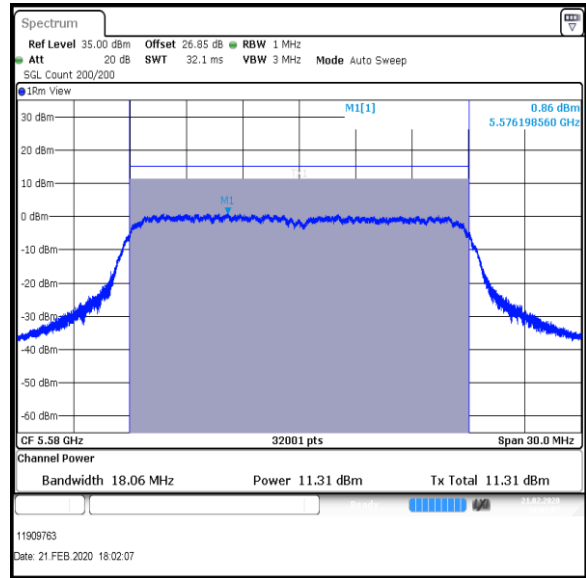
Result: Pass

Transmitter Maximum Conducted Output Power (continued)

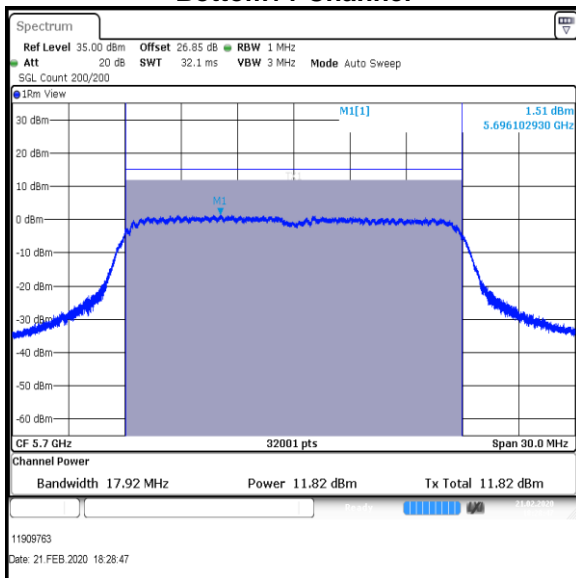
Results: 802.11n / HT20 / MCS4 / MIMO / Port 1+2 / PWL 19 / 8 dBi Antenna / Port 1



Bottom+1 Channel



Middle Channel

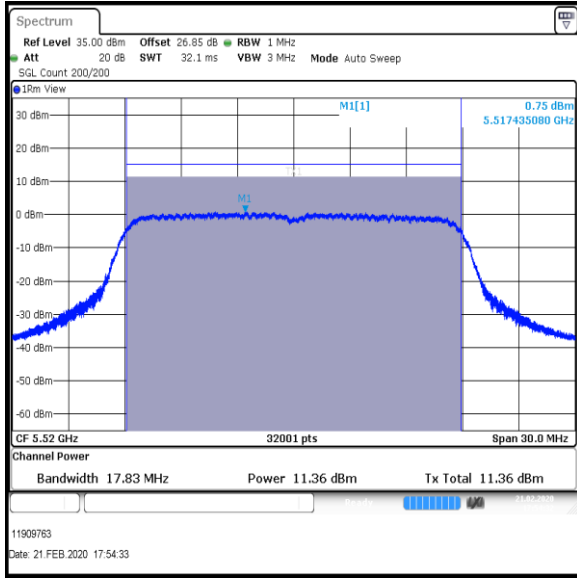


Top Channel

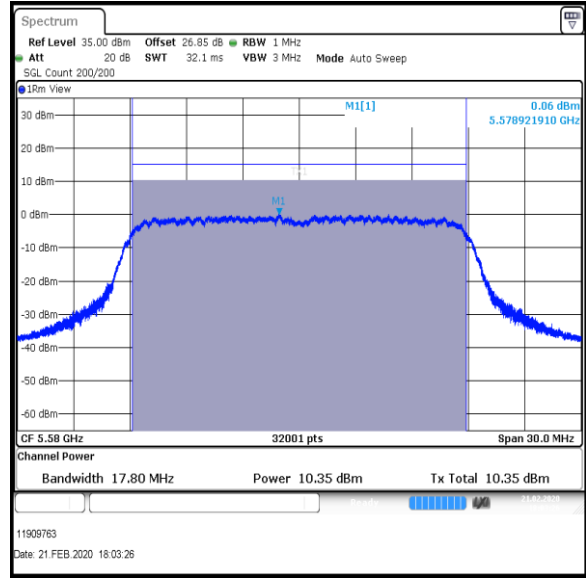
Result: Pass

Transmitter Maximum Conducted Output Power (continued)

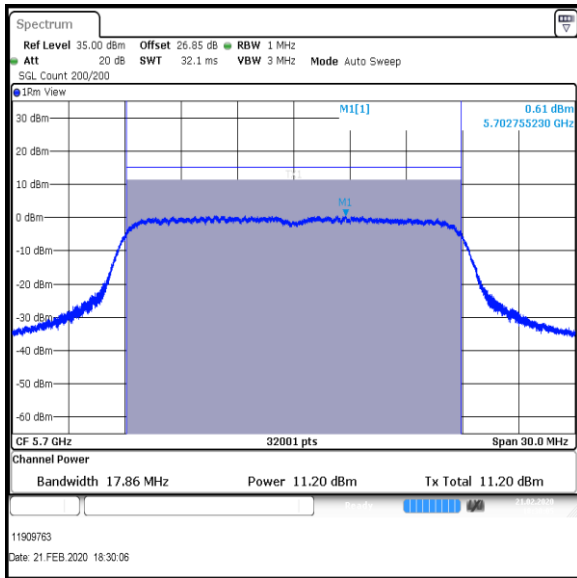
Results: 802.11n / HT20 / MCS4 / MIMO / Port 1+2 / PWL 19 / 8 dBi Antenna / Port 2



Bottom+1 Channel



Middle Channel



Top Channel

Result: Pass

Transmitter Maximum Conducted Output Power (continued)**Results: 802.11ac / HT20 / MCS0 / MIMO / Port 1+2 / PWL 13 / 8 dBi Antenna**

Channel	Port 1 Conducted Power (dBm)	Duty Cycle Correction (dB)	Port 1 Corrected Conducted Power (dBm)	Port 2 Conducted Power (dBm)	Duty Cycle Correction (dB)	Port 2 Corrected Conducted Power (dBm)
Bottom	8.3	0.5	8.8	8.1	0.5	8.6

Channel	Corrected Conducted Power Port 1(dBm)	Corrected Conducted Power Port 2(dBm)	Port 1+2 Combined Conducted Power (dBm)	Conducted Power Limit (dBm)	Margin (dB)	Result
Bottom	8.8	8.6	11.7	22.0	10.3	Complied

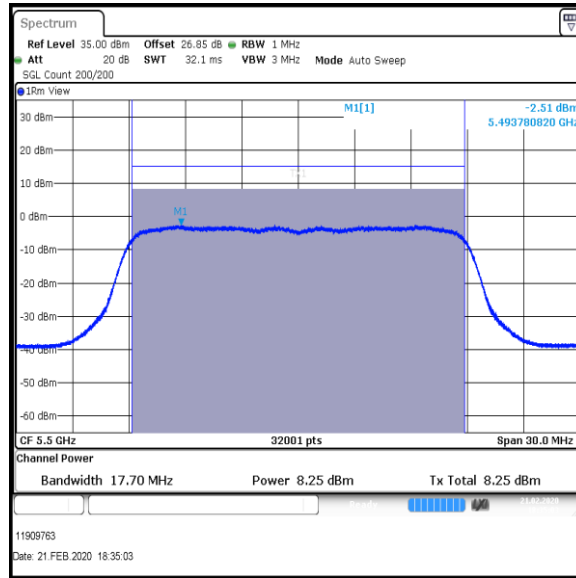
De Facto EIRP Limit Comparison

Channel	Port 1+2 Combined Conducted Power (dBm)	Directional Antenna Gain (dBi)	EIRP (dBm)	De Facto EIRP Limit (dBm)	Margin (dB)	Result
Bottom	11.7	8	19.7	30.0	10.3	Complied

Result: Pass

Transmitter Maximum Conducted Output Power (continued)

Results: 802.11ac / HT20 / MCS0 / MIMO / Port 1+2 / PWL 13 / 8 dBi Antenna / Port 1

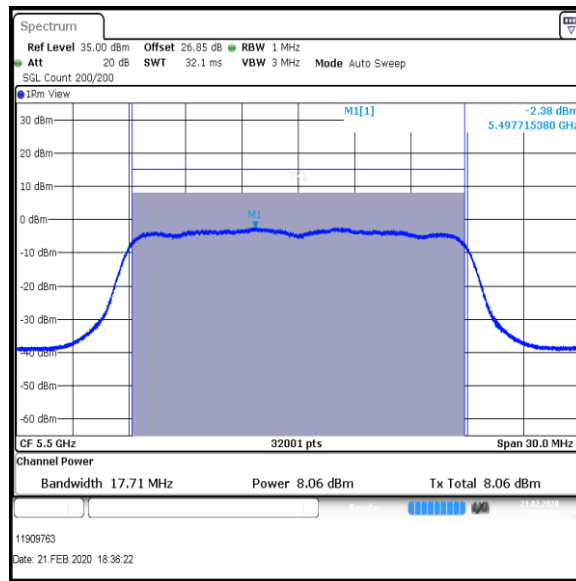


Bottom Channel

Result: **Pass**

Transmitter Maximum Conducted Output Power (continued)

Results: 802.11ac / HT20 / MCS0 / MIMO / Port 1+2 / PWL 13 / 8 dBi Antenna / Port 2



Bottom Channel

Result: Pass

Transmitter Maximum Conducted Output Power (continued)**Results: 802.11ac / HT20 / MCS0 / MIMO / Port 1+2 / PWL 19 / 8 dBi Antenna**

Channel	Port 1 Conducted Power (dBm)	Duty Cycle Correction (dB)	Port 1 Corrected Conducted Power (dBm)	Port 2 Conducted Power (dBm)	Duty Cycle Correction (dB)	Port 2 Corrected Conducted Power (dBm)
Bottom+1	13.9	0.5	14.4	13.2	0.5	13.7
Middle	14.1	0.5	14.6	13.4	0.5	13.9
Top	13.5	0.5	14.0	13.2	0.5	13.7

Channel	Corrected Conducted Power Port 1(dBm)	Corrected Conducted Power Port 2(dBm)	Port 1+2 Combined Conducted Power (dBm)	Conducted Power Limit (dBm)	Margin (dB)	Result
Bottom+1	14.4	13.7	17.1	21.9	4.8	Complied
Middle	14.6	13.9	17.3	21.9	4.6	Complied
Top	14.0	13.7	16.9	22.0	5.1	Complied

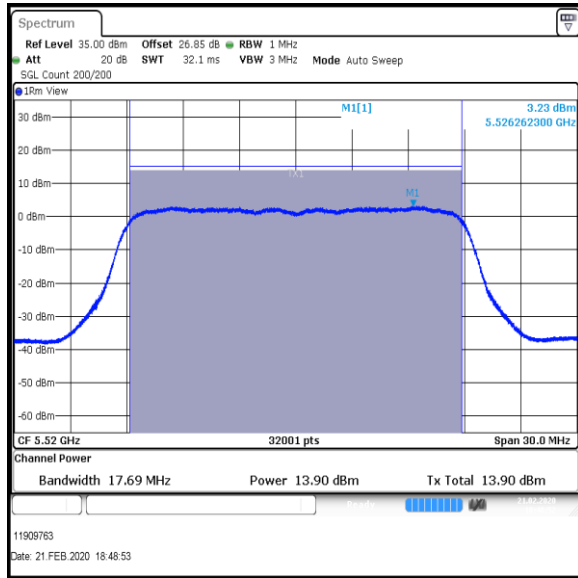
De Facto EIRP Limit Comparison

Channel	Port 1+2 Combined Conducted Power (dBm)	Directional Antenna Gain (dBi)	EIRP (dBm)	De Facto EIRP Limit (dBm)	Margin (dB)	Result
Bottom+1	17.1	8	25.1	29.9	4.8	Complied
Middle	17.3	8	25.3	29.9	4.6	Complied
Top	16.9	8	24.9	30.0	5.1	Complied

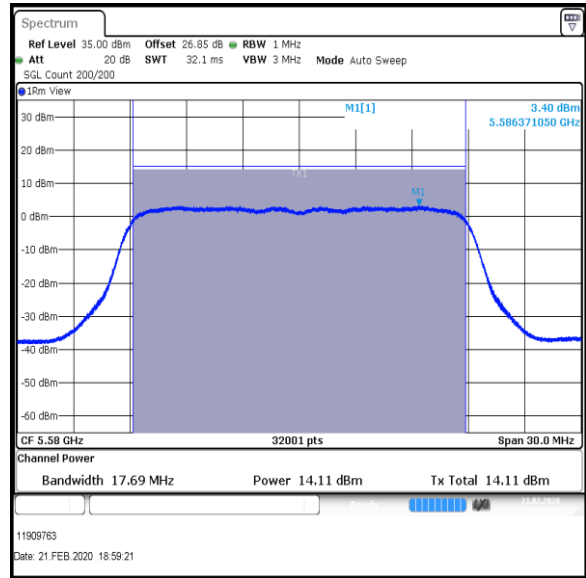
Result: Pass

Transmitter Maximum Conducted Output Power (continued)

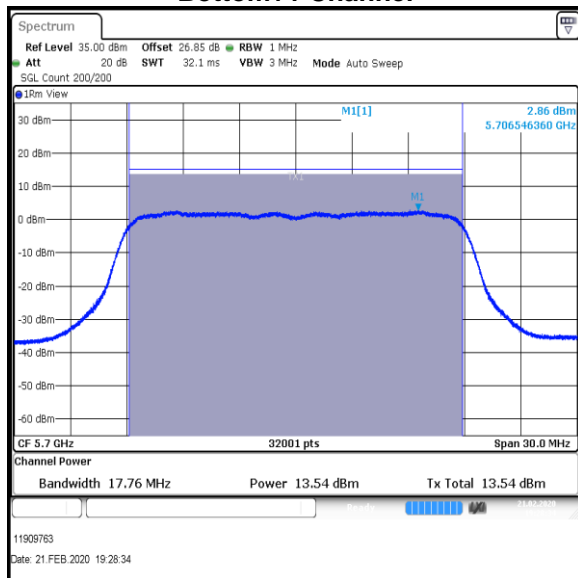
Results: 802.11ac / HT20 / MCS0 / MIMO / Port 1+2 / PWL 19 / 8 dBi Antenna / Port 1



Bottom+1 Channel



Middle Channel

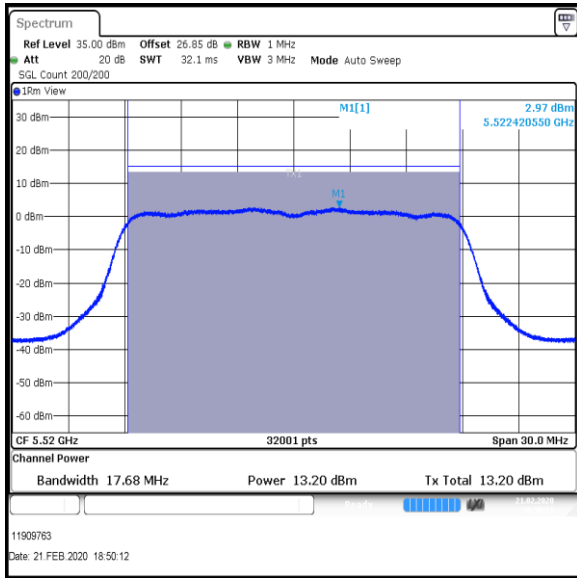


Top Channel

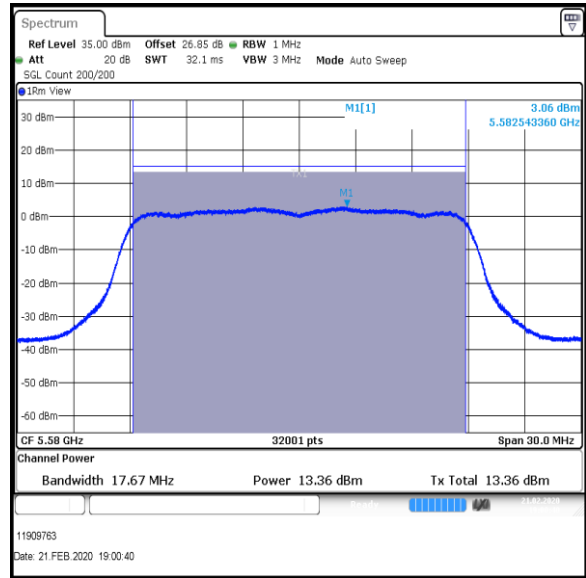
Result: **Pass**

Transmitter Maximum Conducted Output Power (continued)

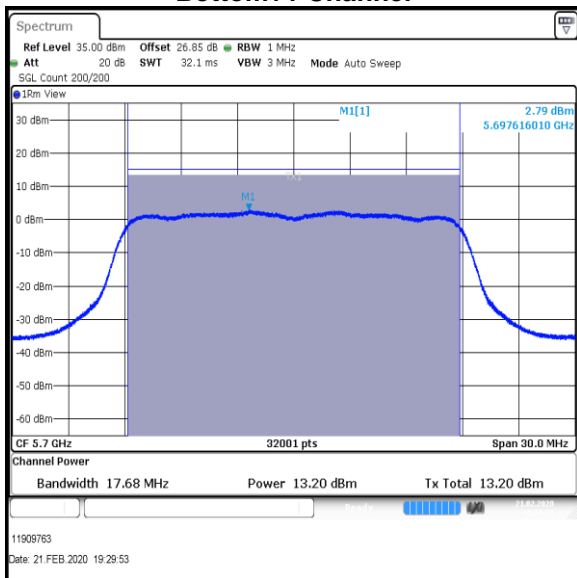
Results: 802.11ac / HT20 / MCS0 / MIMO / Port 1+2 / PWL 19 / 8 dBi Antenna / Port 2



Bottom+1 Channel



Middle Channel



Top Channel

Result: Pass

Transmitter Maximum Conducted Output Power (continued)**Results: 802.11ac / HT20 / MCS4 / MIMO / Port 1+2 / PWL 13 / 8 dBi Antenna**

Channel	Port 1 Conducted Power (dBm)	Duty Cycle Correction (dB)	Port 1 Corrected Conducted Power (dBm)	Port 2 Conducted Power (dBm)	Duty Cycle Correction (dB)	Port 2 Corrected Conducted Power (dBm)
Bottom	6.3	1.9	8.2	6.5	1.9	8.4

Channel	Corrected Conducted Power Port 1(dBm)	Corrected Conducted Power Port 2(dBm)	Port 1+2 Combined Conducted Power (dBm)	Conducted Power Limit (dBm)	Margin (dB)	Result
Bottom	8.2	8.4	11.3	22.0	10.7	Complied

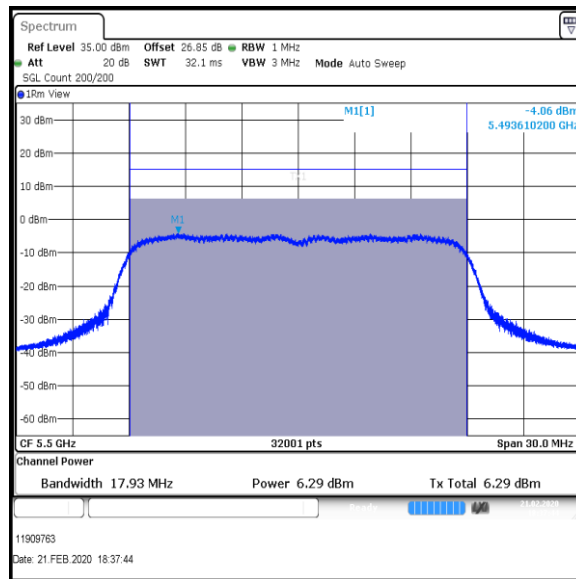
De Facto EIRP Limit Comparison

Channel	Port 1+2 Combined Conducted Power (dBm)	Directional Antenna Gain (dBi)	EIRP (dBm)	De Facto EIRP Limit (dBm)	Margin (dB)	Result
Bottom	11.3	8	19.3	30.0	10.7	Complied

Result: Pass

Transmitter Maximum Conducted Output Power (continued)

Results: 802.11ac / HT20 / MCS4 / MIMO / Port 1+2 / PWL 13 / 8 dBi Antenna / Port 1

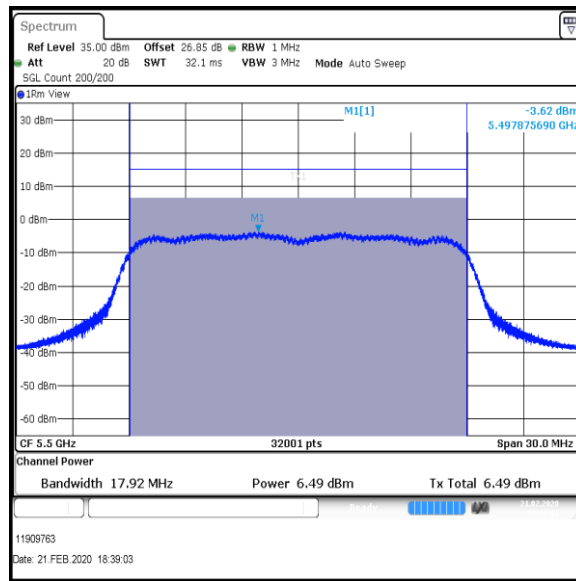


Bottom Channel

Result: Pass

Transmitter Maximum Conducted Output Power (continued)

Results: 802.11ac / HT20 / MCS4 / MIMO / Port 1+2 / PWL 13 / 8 dBi Antenna / Port 2



Bottom Channel

Result: Pass

Transmitter Maximum Conducted Output Power (continued)**Results: 802.11ac / HT20 / MCS4 / MIMO / Port 1+2 / PWL 19 / 8 dBi Antenna**

Channel	Port 1 Conducted Power (dBm)	Duty Cycle Correction (dB)	Port 1 Corrected Conducted Power (dBm)	Port 2 Conducted Power (dBm)	Duty Cycle Correction (dB)	Port 2 Corrected Conducted Power (dBm)
Bottom+1	12.2	1.9	14.1	11.3	1.9	13.2
Middle	12.4	1.9	14.3	11.4	1.9	13.3
Top	11.7	1.9	13.6	11.1	1.9	13.0

Channel	Corrected Conducted Power Port 1(dBm)	Corrected Conducted Power Port 2(dBm)	Port 1+2 Combined Conducted Power (dBm)	Conducted Power Limit (dBm)	Margin (dB)	Result
Bottom+1	14.1	13.2	16.7	22.0	5.3	Complied
Middle	14.3	13.3	16.8	22.0	5.2	Complied
Top	13.6	13.0	16.3	22.0	5.7	Complied

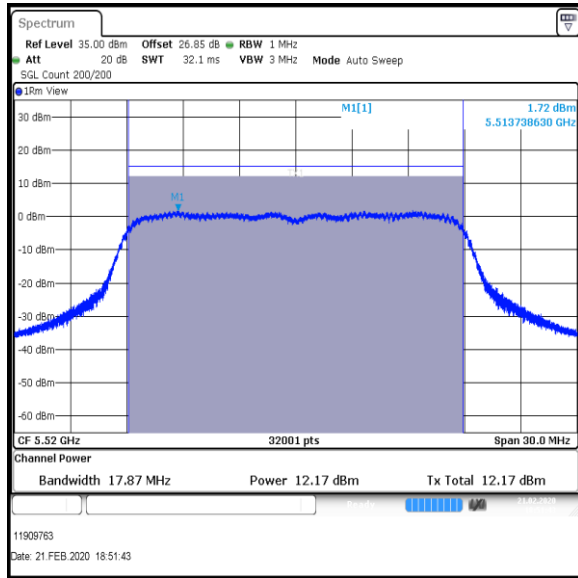
De Facto EIRP Limit Comparison

Channel	Port 1+2 Combined Conducted Power (dBm)	Directional Antenna Gain (dBi)	EIRP (dBm)	De Facto EIRP Limit (dBm)	Margin (dB)	Result
Bottom+1	16.7	8	24.7	30.0	5.3	Complied
Middle	16.8	8	24.8	30.0	5.2	Complied
Top	16.3	8	24.3	30.0	5.7	Complied

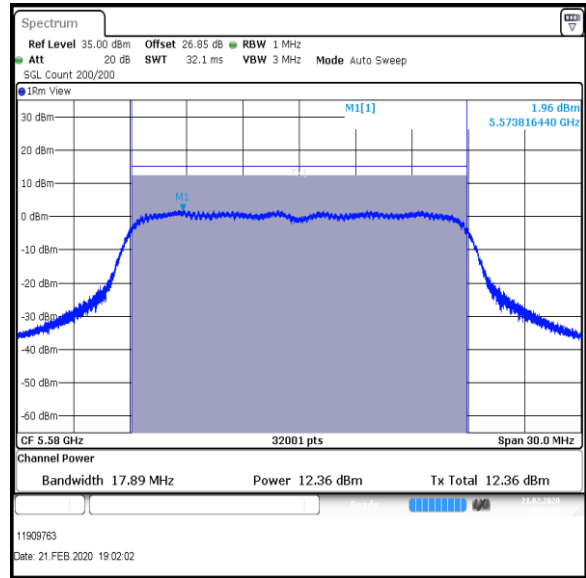
Result: Pass

Transmitter Maximum Conducted Output Power (continued)

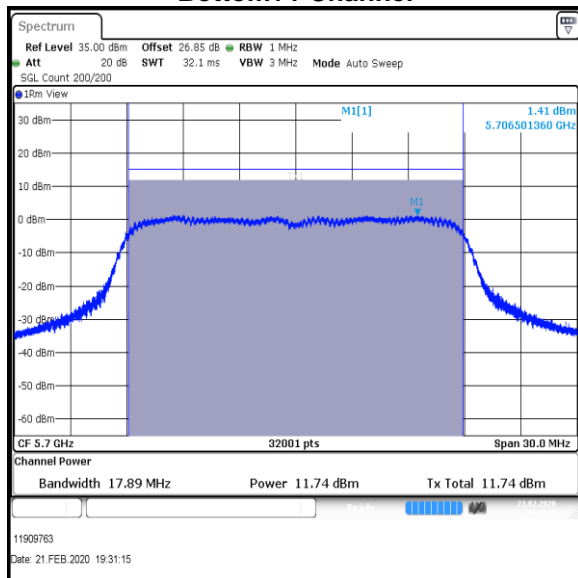
Results: 802.11ac / HT20 / MCS4 / MIMO / Port 1+2 / PWL 19 / 8 dBi Antenna / Port 1



Bottom+1 Channel



Middle Channel

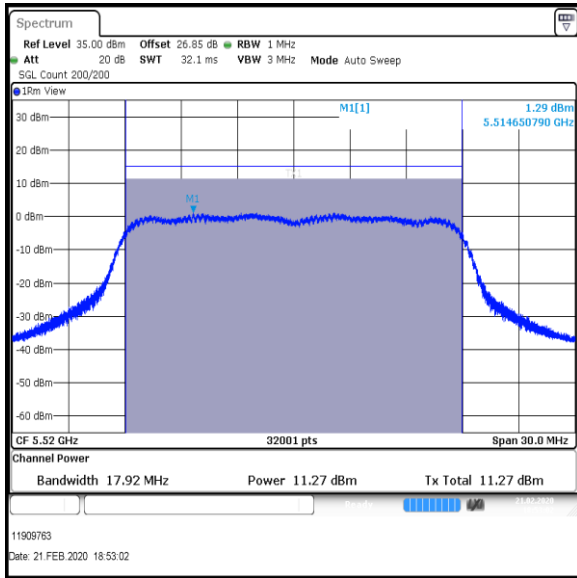


Top Channel

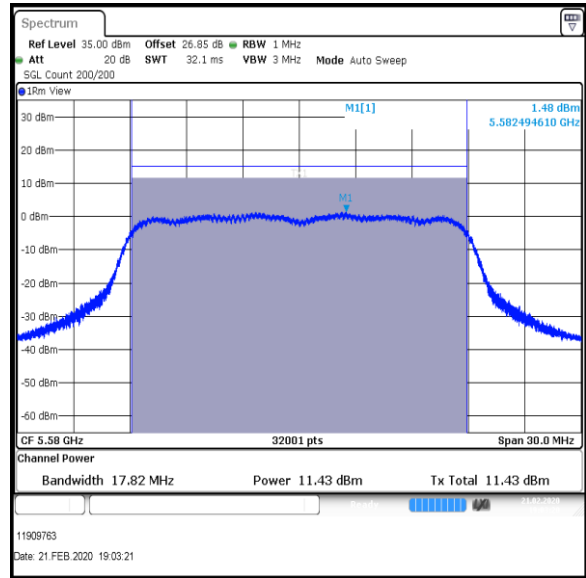
Result: Pass

Transmitter Maximum Conducted Output Power (continued)

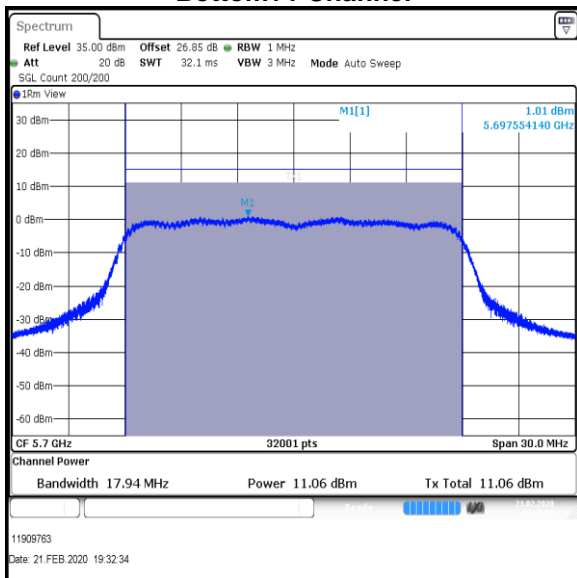
Results: 802.11ac / HT20 / MCS4 / MIMO / Port 1+2 / PWL 19 / 8 dBi Antenna / Port 2



Bottom+1 Channel



Middle Channel



Top Channel

Result: Pass

Transmitter Maximum Conducted Output Power (continued)**Results: 802.11n / HT40 / MCS7 / MIMO / Port 1+2 / PWL 13 / 8 dBi Antenna**

Channel	Port 1 Conducted Power (dBm)	Duty Cycle Correction (dB)	Port 1 Corrected Conducted Power (dBm)	Port 2 Conducted Power (dBm)	Duty Cycle Correction (dB)	Port 2 Corrected Conducted Power (dBm)
Bottom	5.7	3.5	9.2	5.7	3.5	9.2
Middle	6.2	3.5	9.7	4.8	3.5	8.3
Top	6.2	3.5	9.7	4.4	3.5	7.9

Channel	Corrected Conducted Power Port 1(dBm)	Corrected Conducted Power Port 2(dBm)	Port 1+2 Combined Conducted Power (dBm)	Conducted Power Limit (dBm)	Margin (dB)	Result
Bottom	9.2	9.2	12.2	22.0	9.8	Complied
Middle	9.7	8.3	12.1	22.0	9.9	Complied
Top	9.7	7.9	11.9	22.0	10.1	Complied

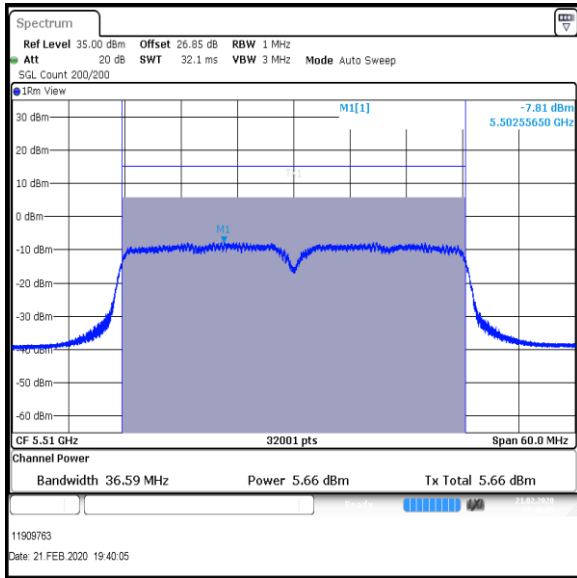
De Facto EIRP Limit Comparison

Channel	Port 1+2 Combined Conducted Power (dBm)	Directional Antenna Gain (dBi)	EIRP (dBm)	De Facto EIRP Limit (dBm)	Margin (dB)	Result
Bottom	12.2	8	20.2	30.0	9.8	Complied
Middle	12.1	8	20.1	30.0	9.9	Complied
Top	11.9	8	19.9	30.0	10.1	Complied

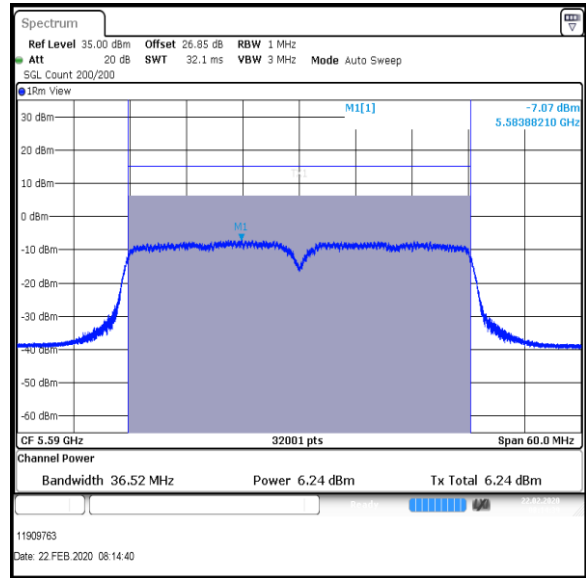
Result: Pass

Transmitter Maximum Conducted Output Power (continued)

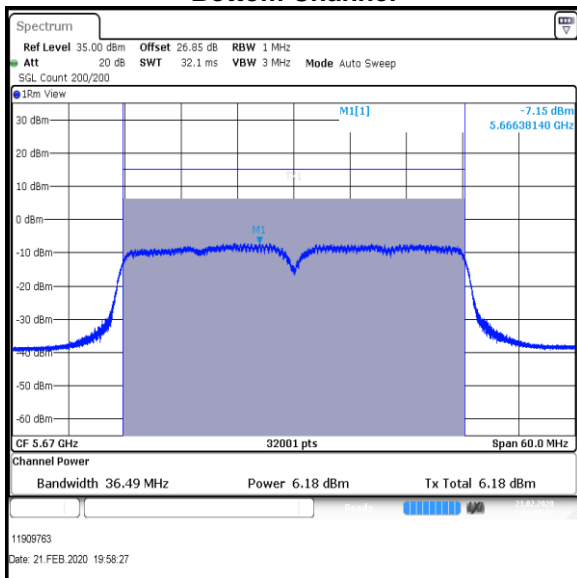
Results: 802.11n / HT40 / MCS7 / MIMO / Port 1+2 / PWL 13 / 8 dBi Antenna / Port 1



Bottom Channel



Middle Channel

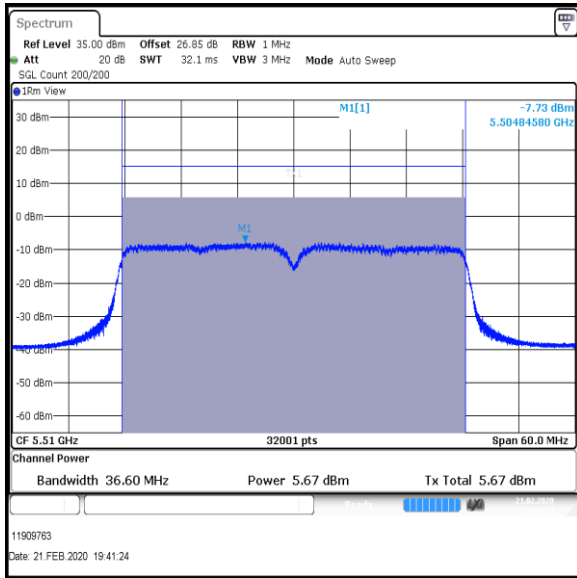


Top Channel

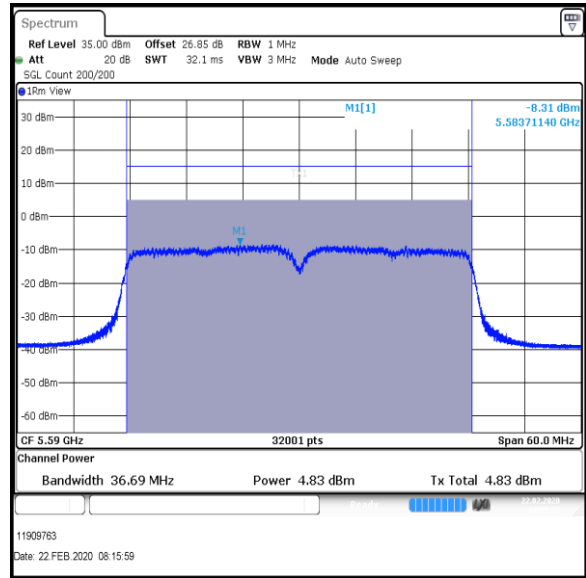
Result: Pass

Transmitter Maximum Conducted Output Power (continued)

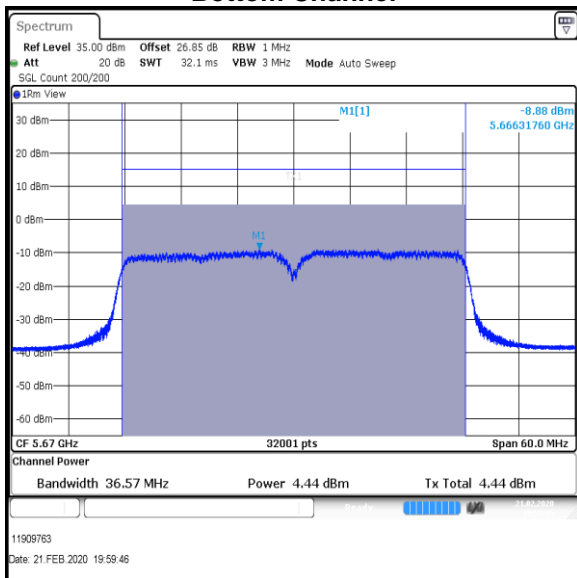
Results: 802.11n / HT40 / MCS7 / MIMO / Port 1+2 / PWL 13 / 8 dBi Antenna / Port 2



Bottom Channel



Middle Channel



Top Channel

Result: Pass

Transmitter Maximum Conducted Output Power (continued)**Results: 802.11ac / HT40 / MCS7 / MIMO / Port 1+2 / PWL 13 / 8 dBi Antenna**

Channel	Port 1 Conducted Power (dBm)	Duty Cycle Correction (dB)	Port 1 Corrected Conducted Power (dBm)	Port 2 Conducted Power (dBm)	Duty Cycle Correction (dB)	Port 2 Corrected Conducted Power (dBm)
Bottom	3.6	2.7	6.3	3.6	2.7	6.3
Middle	5.2	2.7	7.9	3.8	2.7	6.5
Top	5.4	2.7	8.1	3.6	2.7	6.3

Channel	Corrected Conducted Power Port 1(dBm)	Corrected Conducted Power Port 2(dBm)	Port 1+2 Combined Conducted Power (dBm)	Conducted Power Limit (dBm)	Margin (dB)	Result
Bottom	6.3	6.3	9.3	22.0	12.7	Complied
Middle	7.9	6.5	10.3	22.0	11.7	Complied
Top	8.1	6.3	10.3	22.0	11.7	Complied

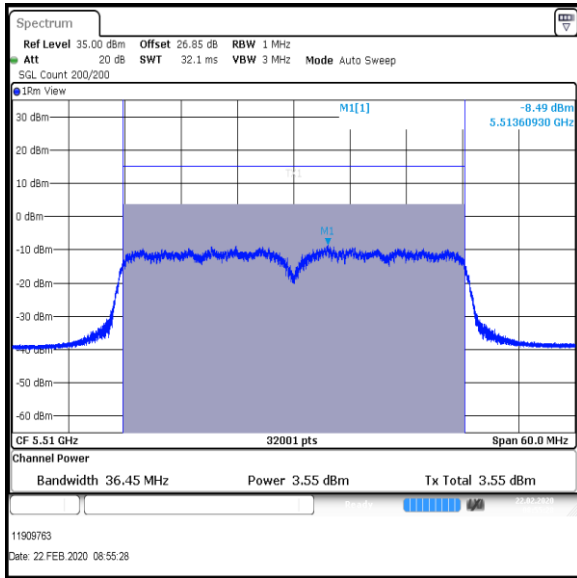
De Facto EIRP Limit Comparison

Channel	Port 1+2 Combined Conducted Power (dBm)	Directional Antenna Gain (dBi)	EIRP (dBm)	De Facto EIRP Limit (dBm)	Margin (dB)	Result
Bottom	9.3	8	17.3	30.0	12.7	Complied
Middle	10.3	8	18.3	30.0	11.7	Complied
Top	10.3	8	18.3	30.0	11.7	Complied

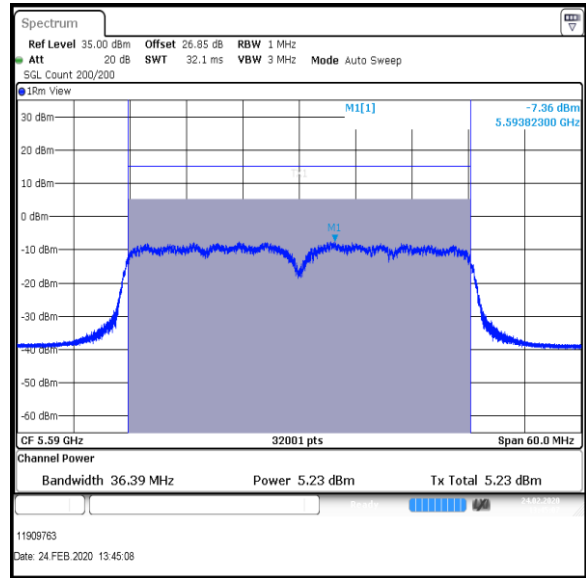
Result: Pass

Transmitter Maximum Conducted Output Power (continued)

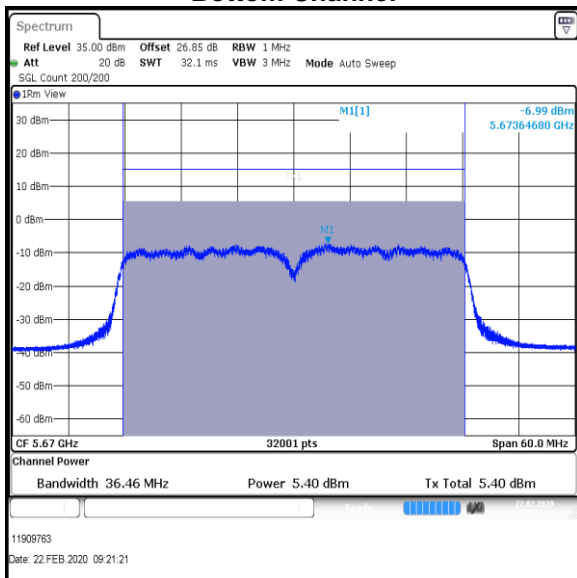
Results: 802.11ac / HT40 / MCS7 / MIMO / Port 1+2 / PWL 13 / 8 dBi Antenna / Port 1



Bottom Channel



Middle Channel

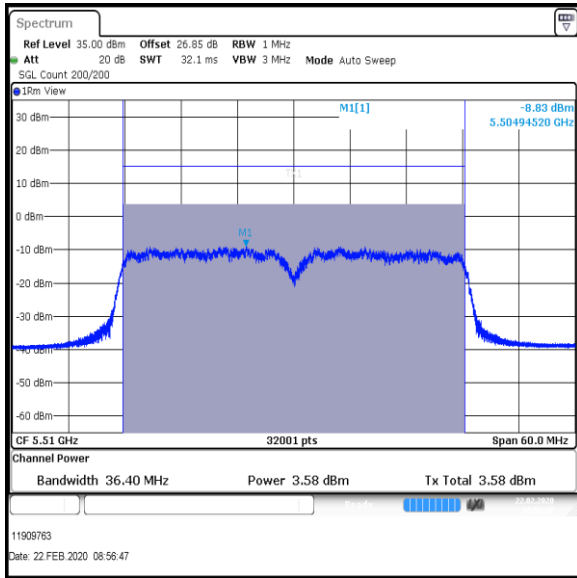


Top Channel

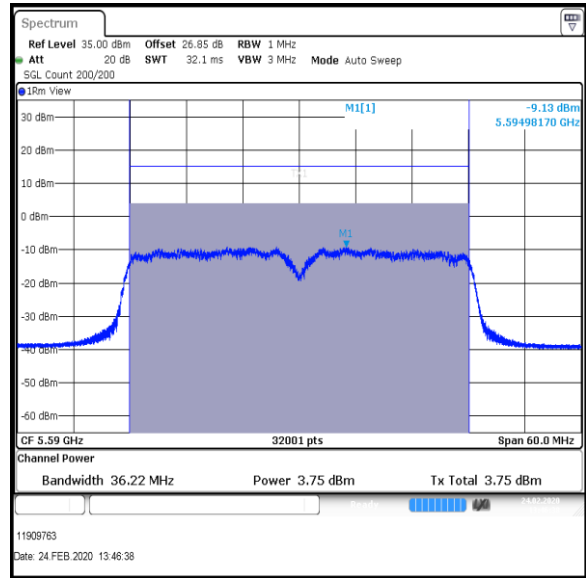
Result: Pass

Transmitter Maximum Conducted Output Power (continued)

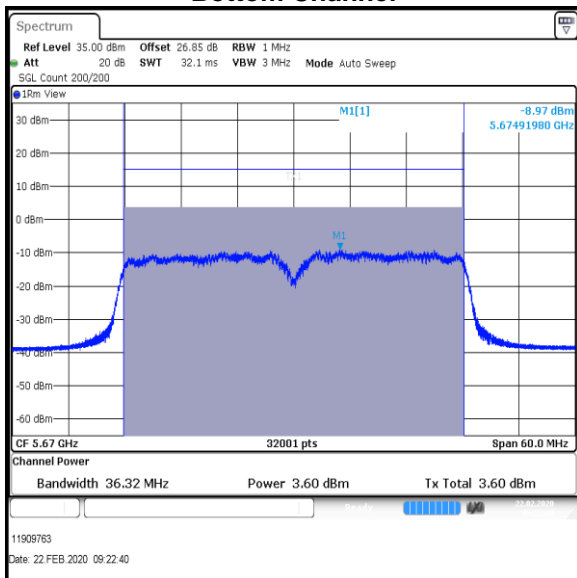
Results: 802.11ac / HT40 / MCS7 / MIMO / Port 1+2 / PWL 13 / 8 dBi Antenna / Port 2



Bottom Channel



Middle Channel



Top Channel

Result: Pass

Transmitter Maximum Conducted Output Power (continued)**Results: 802.11ac / HT80 / MCS5 / MIMO / Port 1+2 / PWL 13 / 8 dBi Antenna**

Channel	Port 1 Conducted Power (dBm)	Duty Cycle Correction (dB)	Port 1 Corrected Conducted Power (dBm)	Port 2 Conducted Power (dBm)	Duty Cycle Correction (dB)	Port 2 Corrected Conducted Power (dBm)
Bottom	4.5	3.2	7.7	4.5	3.2	7.7
Top	3.5	3.2	6.7	1.9	3.2	5.1

Channel	Corrected Conducted Power Port 1(dBm)	Corrected Conducted Power Port 2(dBm)	Port 1+2 Combined Conducted Power (dBm)	Conducted Power Limit (dBm)	Margin (dB)	Result
Bottom	7.7	7.7	10.7	22.0	11.3	Complied
Top	6.7	5.1	9.0	22.0	13.0	Complied

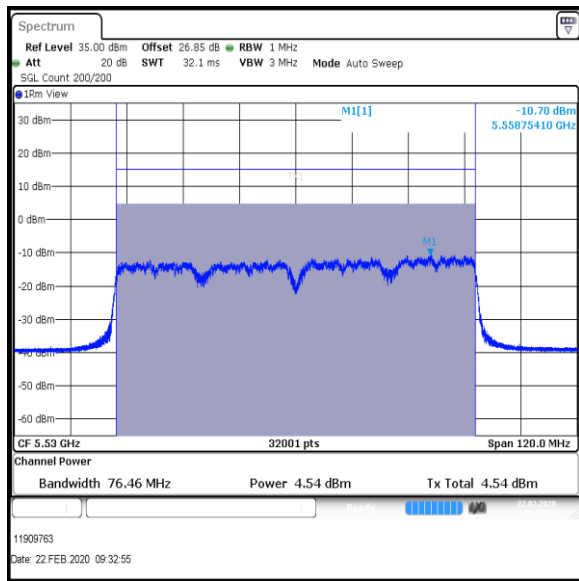
De Facto EIRP Limit Comparison

Channel	Port 1+2 Combined Conducted Power (dBm)	Directional Antenna Gain (dBi)	EIRP (dBm)	De Facto EIRP Limit (dBm)	Margin (dB)	Result
Bottom	10.7	8	18.7	30.0	11.3	Complied
Top	9.0	8	17.0	30.0	13.0	Complied

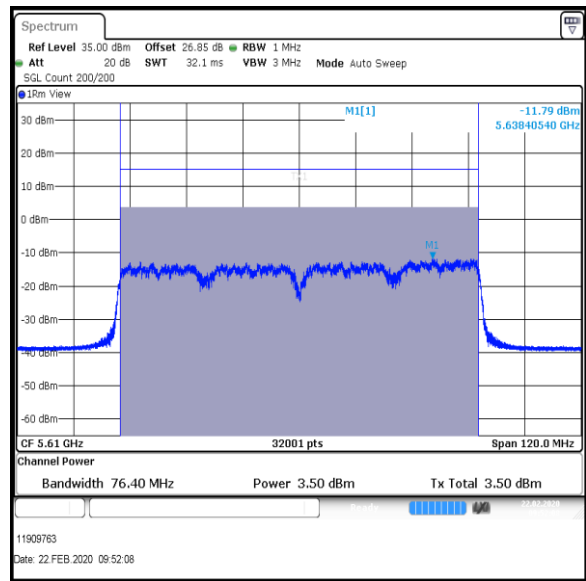
Result: Pass

Transmitter Maximum Conducted Output Power (continued)

Results: 802.11ac / HT80 / MCS5 / MIMO / Port 1+2 / PWL 13 / 8 dBi Antenna / Port 1



Bottom Channel

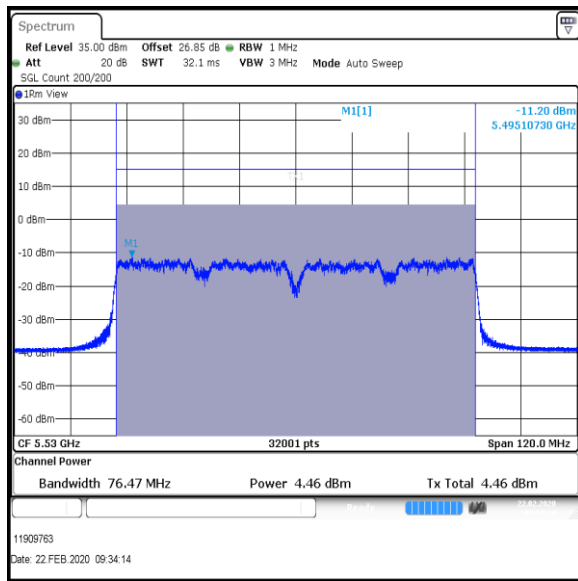


Top Channel

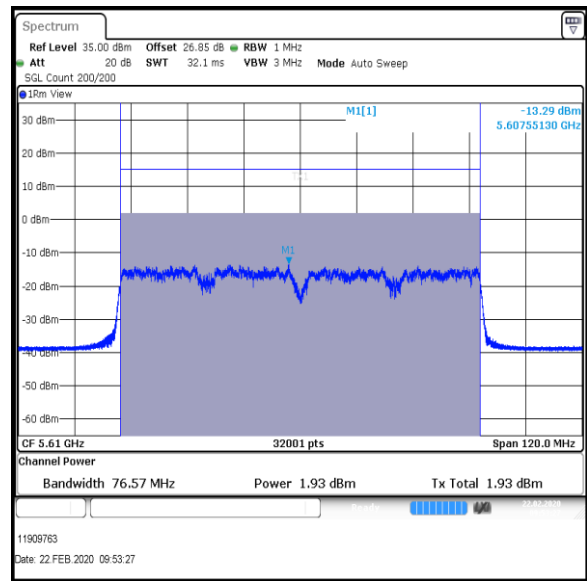
Result: Pass

Transmitter Maximum Conducted Output Power (continued)

Results: 802.11ac / HT80 / MCS5 / MIMO / Port 1+2 / PWL 13 / 8 dBi Antenna / Port 2



Bottom Channel



Top Channel

Result: Pass

Transmitter Maximum Conducted Output Power (continued)**Results: 802.11ac / HT80 / MCS9 / MIMO / Port 1+2 / PWL 13 / 8 dBi Antenna**

Channel	Port 1 Conducted Power (dBm)	Duty Cycle Correction (dB)	Port 1 Corrected Conducted Power (dBm)	Port 2 Conducted Power (dBm)	Duty Cycle Correction (dB)	Port 2 Corrected Conducted Power (dBm)
Bottom	4.1	4.6	8.7	4.0	4.6	8.6
Top	3.1	4.6	7.7	1.5	4.6	6.1

Channel	Corrected Conducted Power Port 1(dBm)	Corrected Conducted Power Port 2(dBm)	Port 1+2 Combined Conducted Power (dBm)	Conducted Power Limit (dBm)	Margin (dB)	Result
Bottom	8.7	8.6	11.7	22.0	10.3	Complied
Top	7.7	6.1	10.0	22.0	12.0	Complied

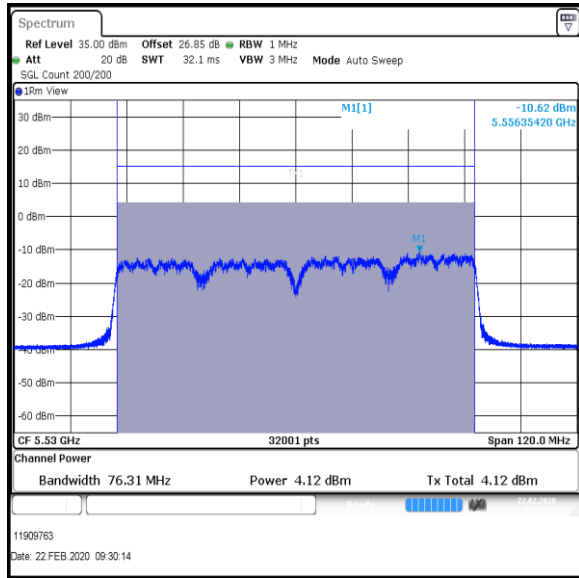
De Facto EIRP Limit Comparison

Channel	Port 1+2 Combined Conducted Power (dBm)	Directional Antenna Gain (dBi)	EIRP (dBm)	De Facto EIRP Limit (dBm)	Margin (dB)	Result
Bottom	11.7	8	19.7	30.0	10.3	Complied
Top	10.0	8	18.0	30.0	12.0	Complied

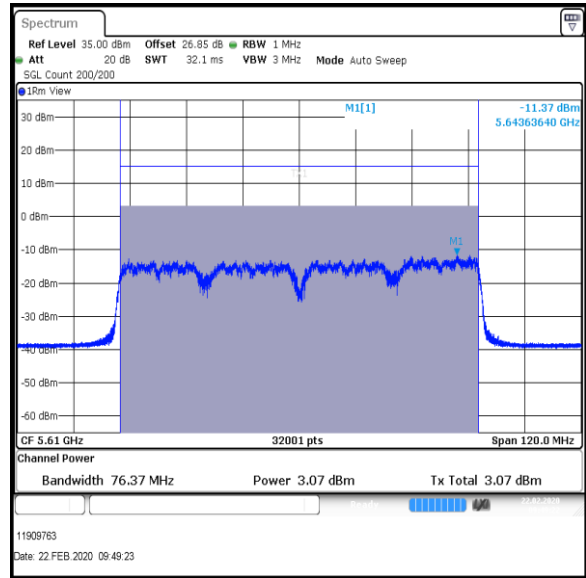
Result: Pass

Transmitter Maximum Conducted Output Power (continued)

Results: 802.11ac / HT80 / MCS9 / MIMO / Port 1+2 / PWL 13 / 8 dBi Antenna / Port 1



Bottom Channel

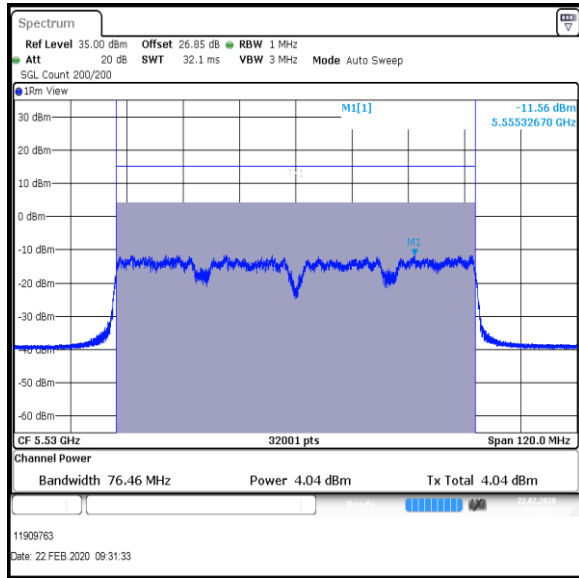


Top Channel

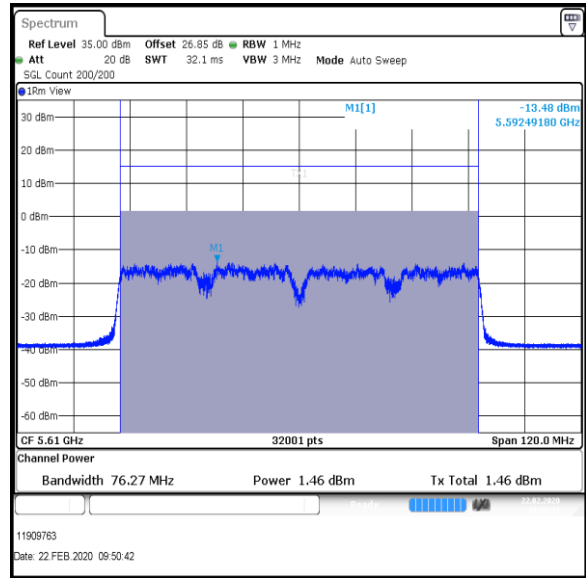
Result: Pass

Transmitter Maximum Conducted Output Power (continued)

Results: 802.11ac / HT80 / MCS9 / MIMO / Port 1+2 / PWL 13 / 8 dBi Antenna / Port 2



Bottom Channel



Top Channel

Result: **Pass**

Transmitter Maximum Conducted Output Power (continued)**Results: 802.11a / 20 MHz / 9Mbit / MIMO / Port 1+2+3 / PWL 14 / 8 dBi Antenna**

Channel	Port 1 Conducted Power (dBm)	Duty Cycle Correction (dB)	Port 1 Corrected Conducted Power (dBm)	Port 2 Conducted Power (dBm)	Duty Cycle Correction (dB)	Port 2 Corrected Conducted Power (dBm)
Bottom	7.9	0.4	8.3	7.8	0.4	8.2

Channel	Port 3 Conducted Power (dBm)	Duty Cycle Correction (dB)	Port 3 Corrected Conducted Power (dBm)
Bottom	6.9	0.4	7.3

Channel	Corrected Conducted Power Port 1(dBm)	Corrected Conducted Power Port 2(dBm)	Corrected Conducted Power Port 3(dBm)	Port 1+2+3 Combined Conducted Power (dBm)
Bottom	8.3	8.2	7.3	12.7

Channel	Port 1+2+3 Combined Conducted Power (dBm)	Conducted Power Limit (dBm)	Margin (dB)	Result
Bottom	12.7	21.9	9.2	Complied

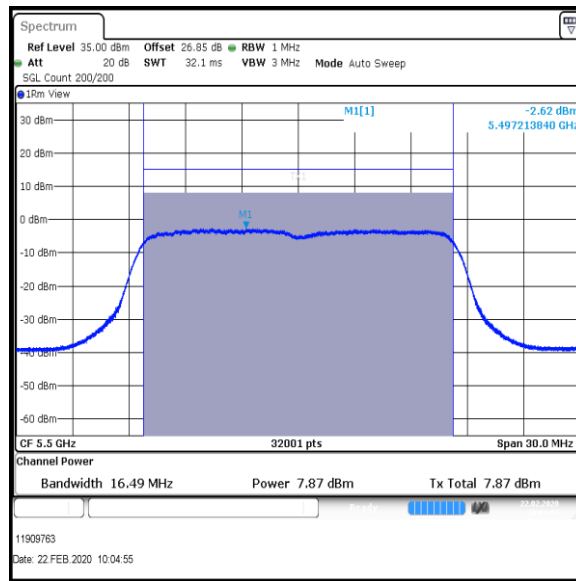
De Facto EIRP Limit Comparison

Channel	Port 1+2+3 Combined Conducted Power (dBm)	Directional Antenna Gain (dBi)	EIRP (dBm)	De Facto EIRP Limit (dBm)	Margin (dB)	Result
Bottom	12.7	8	20.7	29.9	9.2	Complied

Result: Pass

Transmitter Maximum Conducted Output Power (continued)

Results: 802.11a / 20 MHz / 9Mbit / MIMO / Port 1+2+3 / PWL 14 / 8 dBi Antenna / Port 1

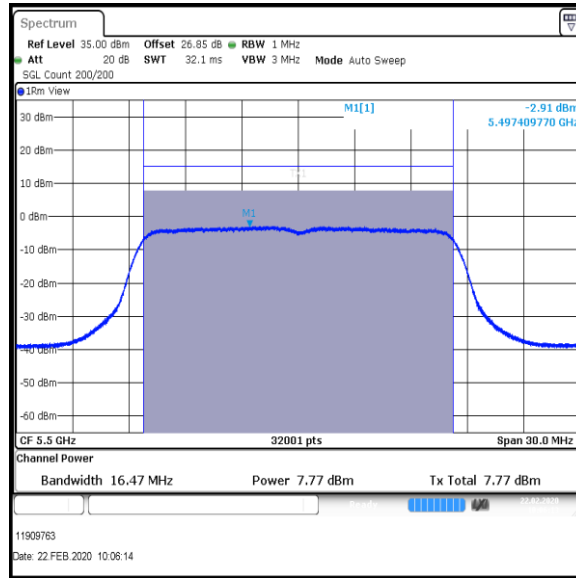


Bottom Channel

Result: Pass

Transmitter Maximum Conducted Output Power (continued)

Results: 802.11a / 20 MHz / 9Mbit / MIMO / Port 1+2+3 / PWL 14 / 8 dBi Antenna / Port 2

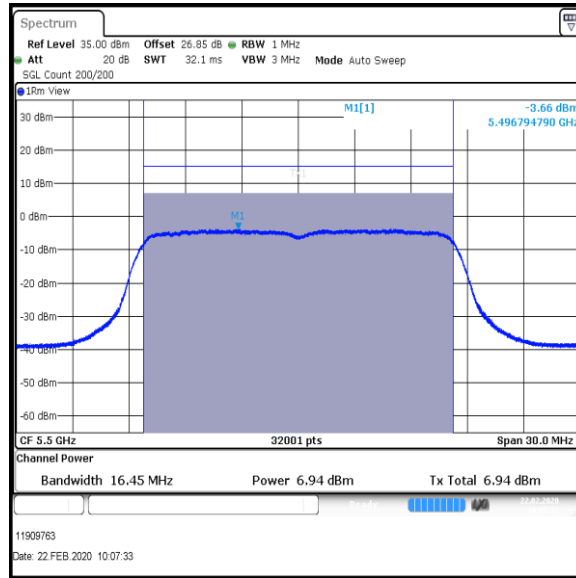


Bottom Channel

Result: Pass

Transmitter Maximum Conducted Output Power (continued)

Results: 802.11a / 20 MHz / 9Mbit / MIMO / Port 1+2+3 / PWL 14 / 8 dBi Antenna / Port 3



Bottom Channel

Result: Pass

Transmitter Maximum Conducted Output Power (continued)**Results: 802.11a / 20 MHz / 9Mbit / MIMO / Port 1+2+3 / PWL 17 / 8 dBi Antenna**

Channel	Port 1 Conducted Power (dBm)	Duty Cycle Correction (dB)	Port 1 Corrected Conducted Power (dBm)	Port 2 Conducted Power (dBm)	Duty Cycle Correction (dB)	Port 2 Corrected Conducted Power (dBm)
Bottom+1	11.0	0.4	11.4	9.8	0.4	10.2
Middle	11.3	0.4	11.7	9.9	0.4	10.3
Top	10.1	0.4	10.5	8.5	0.4	8.9

Channel	Port 3 Conducted Power (dBm)	Duty Cycle Correction (dB)	Port 3 Corrected Conducted Power (dBm)
Bottom+1	9.8	0.4	10.2
Middle	10.1	0.4	10.5
Top	8.4	0.4	8.8

Channel	Corrected Conducted Power Port 1(dBm)	Corrected Conducted Power Port 2(dBm)	Corrected Conducted Power Port 3(dBm)	Port 1+2+3 Combined Conducted Power (dBm)
Bottom+1	11.4	10.2	10.2	15.4
Middle	11.7	10.3	10.5	15.6
Top	10.5	8.9	8.8	14.2

Channel	Port 1+2+3 Combined Conducted Power (dBm)	Conducted Power Limit (dBm)	Margin (dB)	Result
Bottom+1	15.4	21.8	6.4	Complied
Middle	15.6	21.8	6.2	Complied
Top	14.2	21.9	7.7	Complied

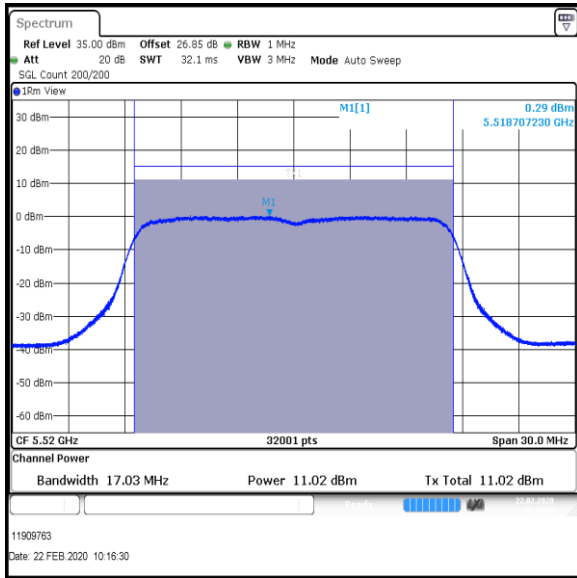
Transmitter Maximum Conducted Output Power (continued)**De Facto EIRP Limit Comparison**

Channel	Port 1+2+3 Combined Conducted Power (dBm)	Directional Antenna Gain (dBi)	EIRP (dBm)	De Facto EIRP Limit (dBm)	Margin (dB)	Result
Bottom+1	15.4	8	23.4	29.8	6.4	Complied
Middle	15.6	8	23.6	29.8	6.2	Complied
Top	14.2	8	22.2	29.9	7.7	Complied

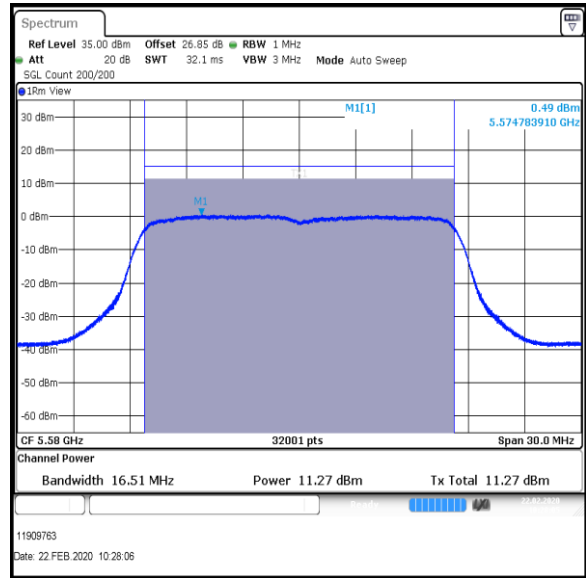
Result: Pass

Transmitter Maximum Conducted Output Power (continued)

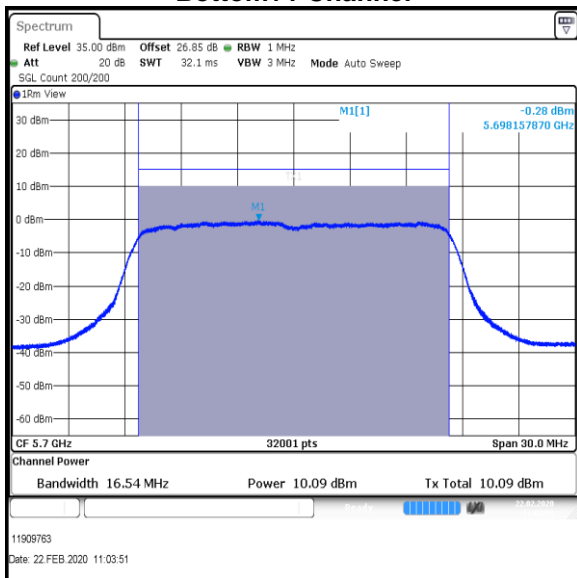
Results: 802.11a / 20 MHz / 9Mbit / MIMO / Port 1+2+3 / PWL 17 / 8 dBi Antenna / Port 1



Bottom+1 Channel



Middle Channel

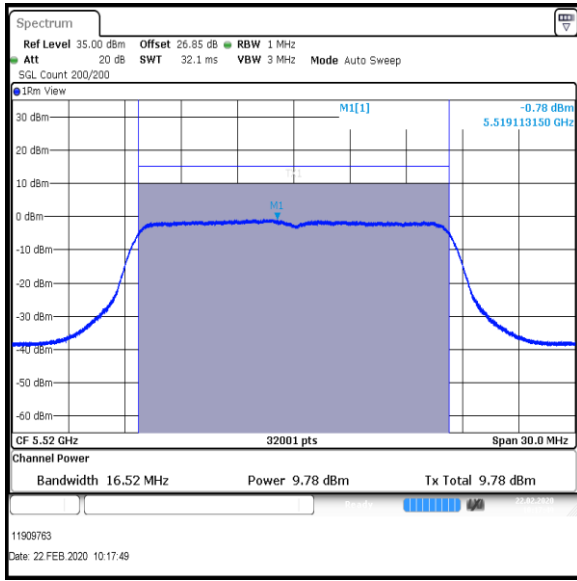


Top Channel

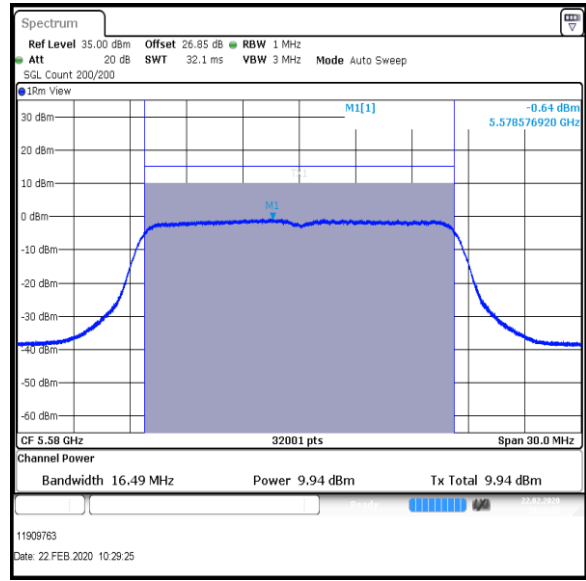
Result: Pass

Transmitter Maximum Conducted Output Power (continued)

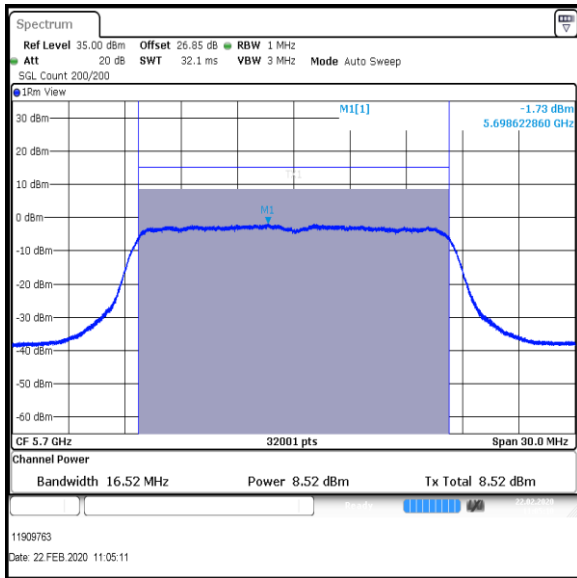
Results: 802.11a / 20 MHz / 9Mbit / MIMO / Port 1+2+3 / PWL 17 / 8 dBi Antenna / Port 2



Bottom+1 Channel



Middle Channel

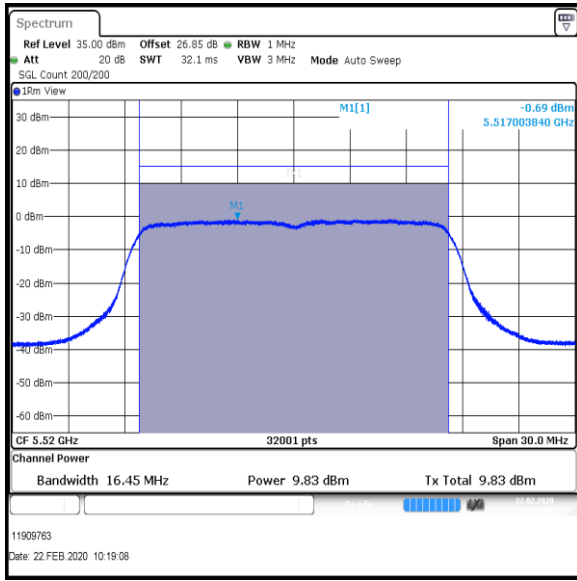


Top Channel

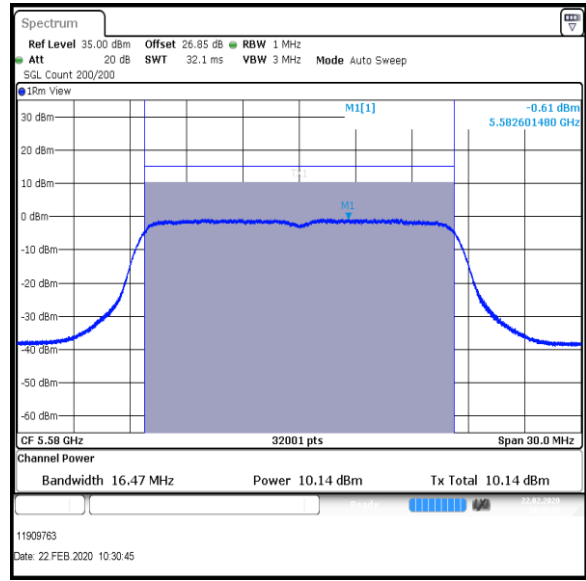
Result: Pass

Transmitter Maximum Conducted Output Power (continued)

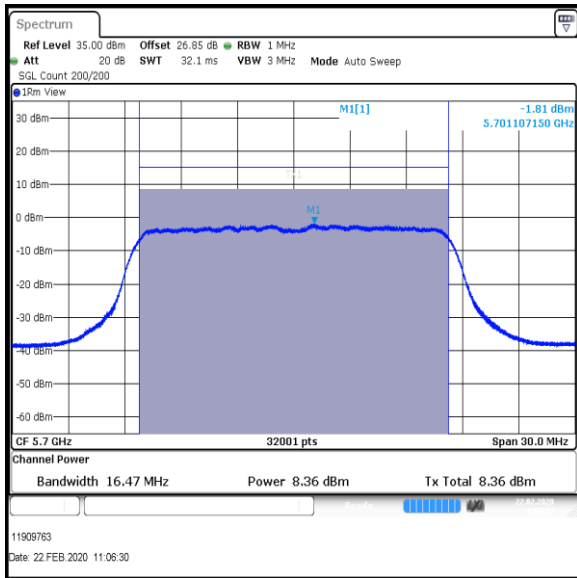
Results: 802.11a / 20 MHz / 9Mbit / MIMO / Port 1+2+3 / PWL 17 / 8 dBi Antenna / Port 3



Bottom+1 Channel



Middle Channel



Top Channel

Result: Pass

Transmitter Maximum Conducted Output Power (continued)**Results: 802.11a / 20 MHz / 12Mbit / MIMO / Port 1+2+3 / PWL 14 / 8 dBi Antenna**

Channel	Port 1 Conducted Power (dBm)	Duty Cycle Correction (dB)	Port 1 Corrected Conducted Power (dBm)	Port 2 Conducted Power (dBm)	Duty Cycle Correction (dB)	Port 2 Corrected Conducted Power (dBm)
Bottom	7.1	0.7	7.8	7.3	0.7	8.0

Channel	Port 3 Conducted Power (dBm)	Duty Cycle Correction (dB)	Port 3 Corrected Conducted Power (dBm)
Bottom	6.3	0.7	7.0

Channel	Corrected Conducted Power Port 1(dBm)	Corrected Conducted Power Port 2(dBm)	Corrected Conducted Power Port 3(dBm)	Port 1+2+3 Combined Conducted Power (dBm)
Bottom	7.8	8.0	7.0	12.4

Channel	Port 1+2+3 Combined Conducted Power (dBm)	Conducted Power Limit (dBm)	Margin (dB)	Result
Bottom	12.4	21.8	9.4	Complied

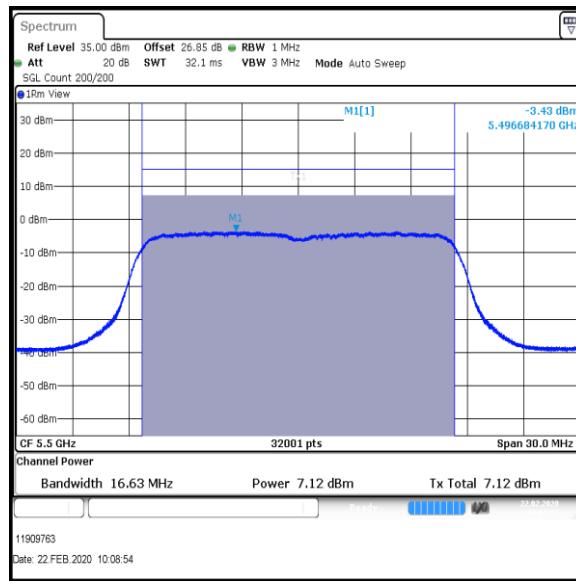
De Facto EIRP Limit Comparison

Channel	Port 1+2+3 Combined Conducted Power (dBm)	Directional Antenna Gain (dBi)	EIRP (dBm)	De Facto EIRP Limit (dBm)	Margin (dB)	Result
Bottom	12.4	8	20.4	29.8	9.4	Complied

Result: Pass

Transmitter Maximum Conducted Output Power (continued)

Results: 802.11a / 20 MHz / 12Mbit / MIMO / Port 1+2+3 / PWL 14 / 8 dBi Antenna / Port 1

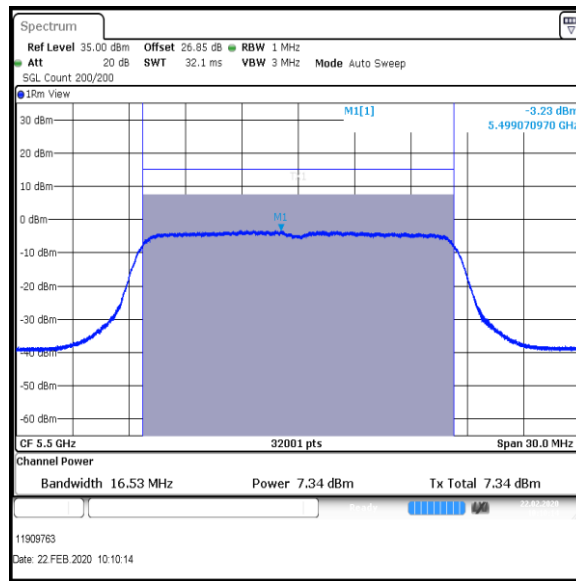


Bottom Channel

Result: Pass

Transmitter Maximum Conducted Output Power (continued)

Results: 802.11a / 20 MHz / 12Mbit / MIMO / Port 1+2+3 / PWL 14 / 8 dBi Antenna / Port 2

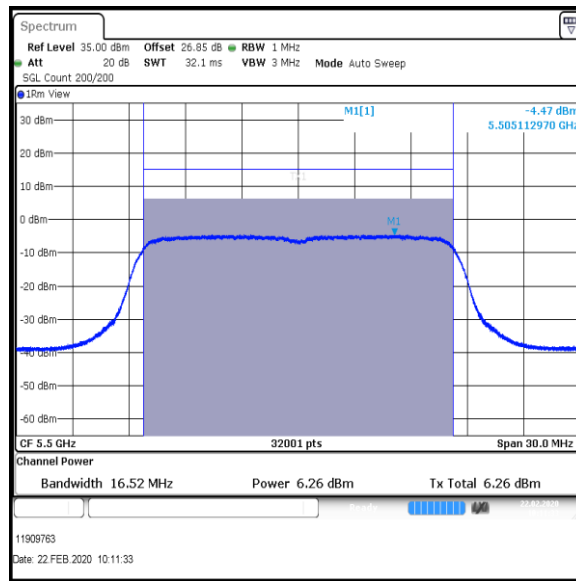


Bottom Channel

Result: Pass

Transmitter Maximum Conducted Output Power (continued)

Results: 802.11a / 20 MHz / 12Mbit / MIMO / Port 1+2+3 / PWL 14 / 8 dBi Antenna / Port 3



Bottom Channel

Result: Pass

Transmitter Maximum Conducted Output Power (continued)**Results: 802.11a / 20 MHz / 12Mbit / MIMO / Port 1+2+3 / PWL 17 / 8 dBi Antenna**

Channel	Port 1 Conducted Power (dBm)	Duty Cycle Correction (dB)	Port 1 Corrected Conducted Power (dBm)	Port 2 Conducted Power (dBm)	Duty Cycle Correction (dB)	Port 2 Corrected Conducted Power (dBm)
Bottom+1	10.5	0.7	11.2	9.3	0.7	10.0
Middle	10.8	0.7	11.5	9.5	0.7	10.2
Top	9.4	0.7	10.1	7.7	0.7	8.4

Channel	Port 3 Conducted Power (dBm)	Duty Cycle Correction (dB)	Port 3 Corrected Conducted Power (dBm)
Bottom+1	9.2	0.7	9.9
Middle	9.5	0.7	10.2
Top	7.7	0.7	8.4

Channel	Corrected Conducted Power Port 1(dBm)	Corrected Conducted Power Port 2(dBm)	Corrected Conducted Power Port 3(dBm)	Port 1+2+3 Combined Conducted Power (dBm)
Bottom+1	11.2	10.0	9.9	15.2
Middle	11.5	10.2	10.2	15.4
Top	10.1	8.4	8.4	13.8

Channel	Port 1+2+3 Combined Conducted Power (dBm)	Conducted Power Limit (dBm)	Margin (dB)	Result
Bottom+1	15.2	21.8	6.6	Complied
Middle	15.4	21.8	6.4	Complied
Top	13.8	21.8	8.0	Complied

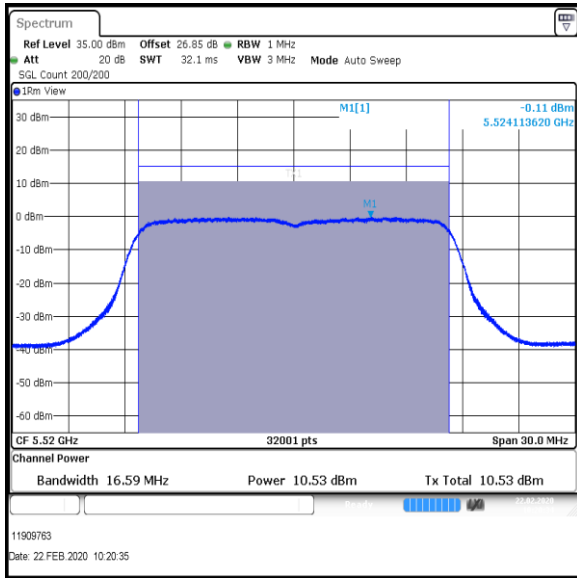
Transmitter Maximum Conducted Output Power (continued)**De Facto EIRP Limit Comparison**

Channel	Port 1+2+3 Combined Conducted Power (dBm)	Directional Antenna Gain (dBi)	EIRP (dBm)	De Facto EIRP Limit (dBm)	Margin (dB)	Result
Bottom+1	15.2	8	23.2	29.8	6.6	Complied
Middle	15.4	8	23.4	29.8	6.4	Complied
Top	13.8	8	21.8	29.8	8.0	Complied

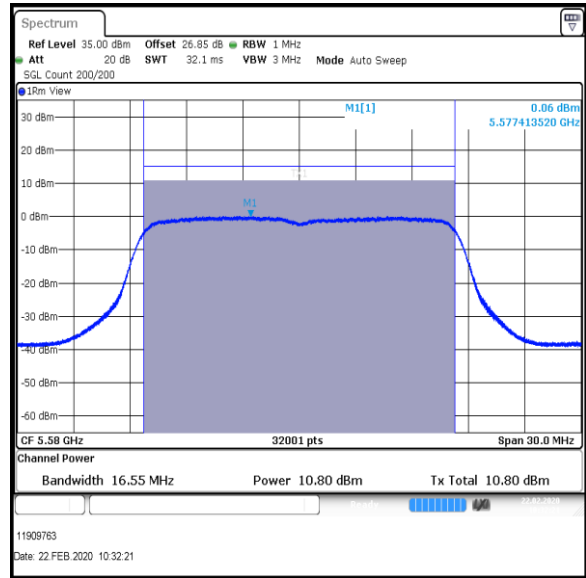
Result: Pass

Transmitter Maximum Conducted Output Power (continued)

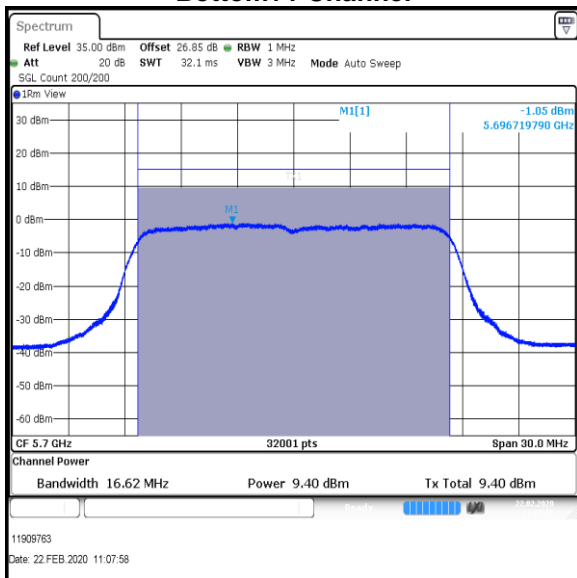
Results: 802.11a / 20 MHz / 12Mbit / MIMO / Port 1+2+3 / PWL 17 / 8 dBi Antenna / Port 1



Bottom+1 Channel



Middle Channel

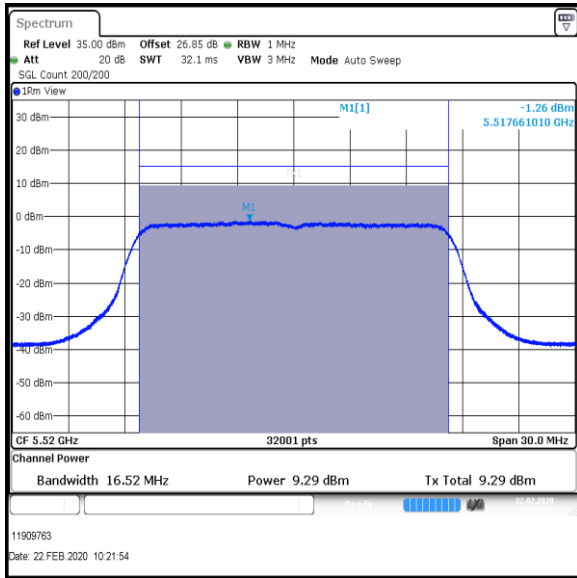


Top Channel

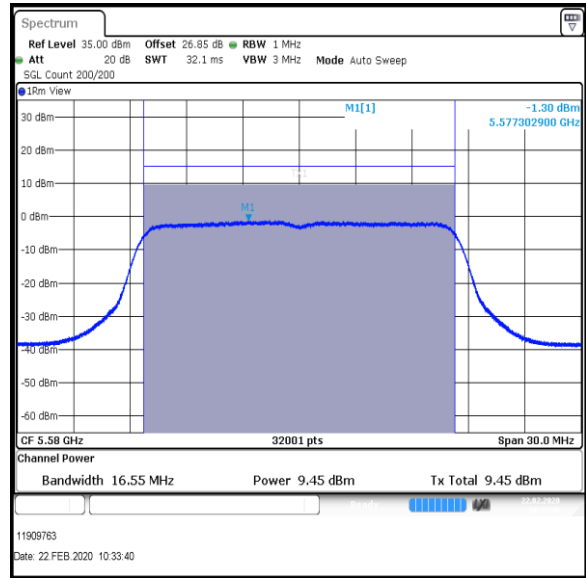
Result: Pass

Transmitter Maximum Conducted Output Power (continued)

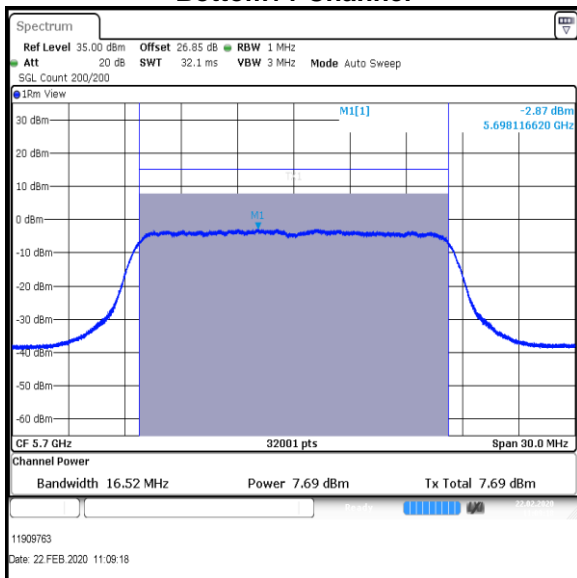
Results: 802.11a / 20 MHz / 12Mbit / MIMO / Port 1+2+3 / PWL 17 / 8 dBi Antenna / Port 2



Bottom+1 Channel



Middle Channel

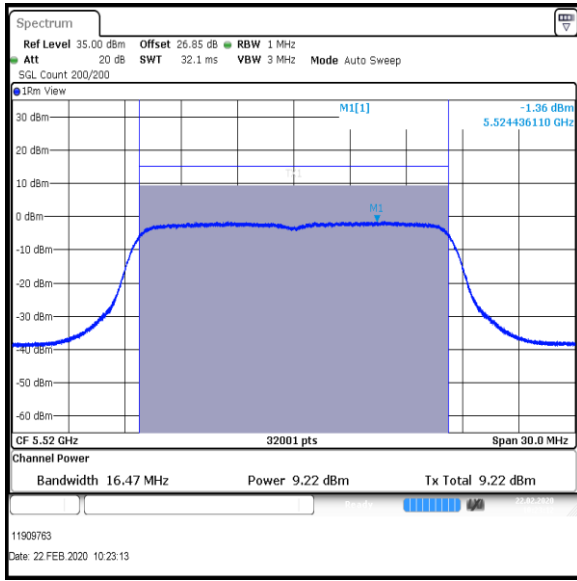


Top Channel

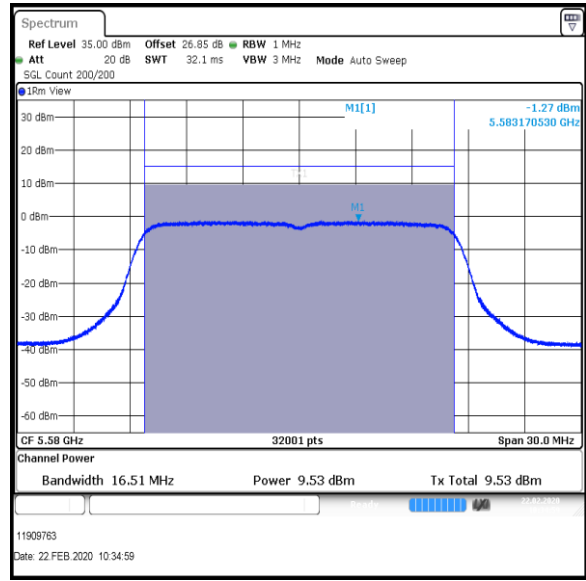
Result: Pass

Transmitter Maximum Conducted Output Power (continued)

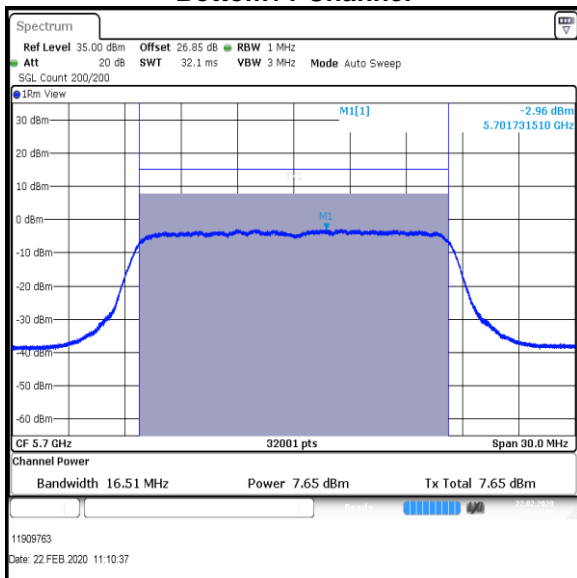
Results: 802.11a / 20 MHz / 12Mbit / MIMO / Port 1+2+3 / PWL 17 / 8 dBi Antenna / Port 3



Bottom+1 Channel



Middle Channel



Top Channel

Result: Pass

Transmitter Maximum Conducted Output Power (continued)**Results: 802.11n / HT20 / MCS3 / MIMO / Port 1+2+3 / PWL 14 / 8 dBi Antenna**

Channel	Port 1 Conducted Power (dBm)	Duty Cycle Correction (dB)	Port 1 Corrected Conducted Power (dBm)	Port 2 Conducted Power (dBm)	Duty Cycle Correction (dB)	Port 2 Corrected Conducted Power (dBm)
Bottom	6.7	1.3	8.0	7.3	1.3	8.6

Channel	Port 3 Conducted Power (dBm)	Duty Cycle Correction (dB)	Port 3 Corrected Conducted Power (dBm)
Bottom	5.8	1.3	7.1

Channel	Corrected Conducted Power Port 1(dBm)	Corrected Conducted Power Port 2(dBm)	Corrected Conducted Power Port 3(dBm)	Port 1+2+3 Combined Conducted Power (dBm)
Bottom	8.0	8.6	7.1	12.7

Channel	Port 1+2+3 Combined Conducted Power (dBm)	Conducted Power Limit (dBm)	Margin (dB)	Result
Bottom	12.7	22.0	9.3	Complied

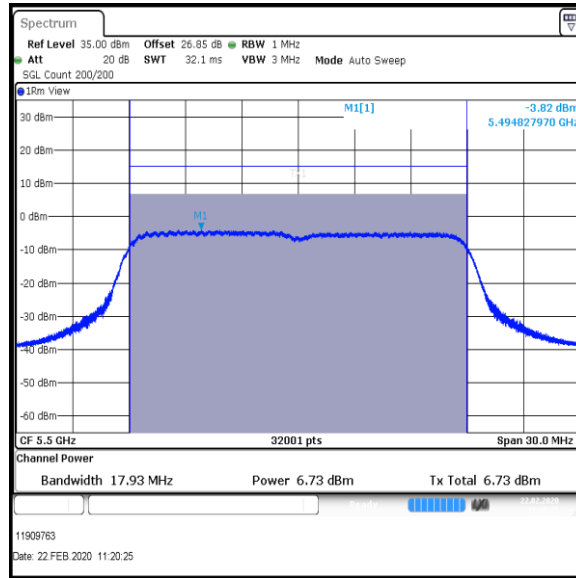
De Facto EIRP Limit Comparison

Channel	Port 1+2+3 Combined Conducted Power (dBm)	Directional Antenna Gain (dBi)	EIRP (dBm)	De Facto EIRP Limit (dBm)	Margin (dB)	Result
Bottom	12.7	8	20.7	30.0	9.3	Complied

Result: Pass

Transmitter Maximum Conducted Output Power (continued)

Results: 802.11n / HT20 / MCS3 / MIMO / Port 1+2+3 / PWL 14 / 8 dBi Antenna / Port 1

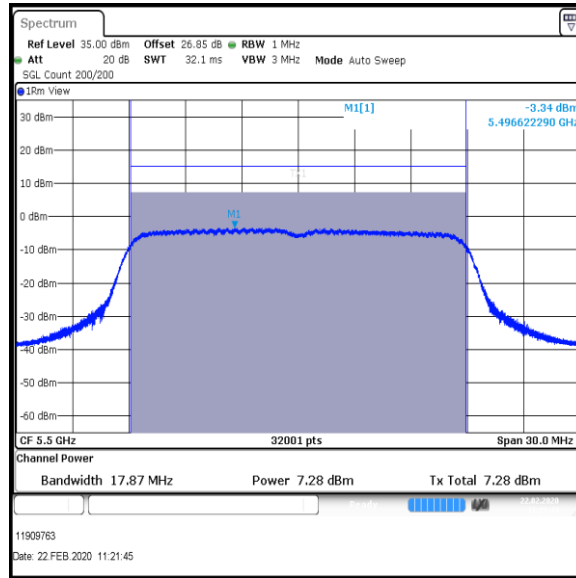


Bottom Channel

Result: Pass

Transmitter Maximum Conducted Output Power (continued)

Results: 802.11n / HT20 / MCS3 / MIMO / Port 1+2+3 / PWL 14 / 8 dBi Antenna / Port 2

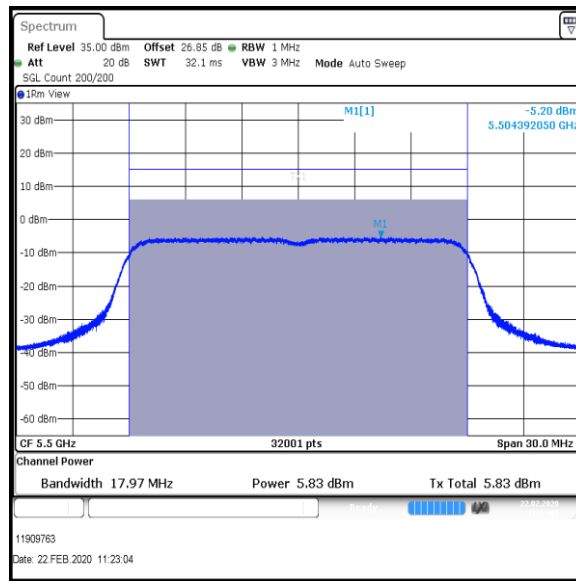


Bottom Channel

Result: Pass

Transmitter Maximum Conducted Output Power (continued)

Results: 802.11n / HT20 / MCS3 / MIMO / Port 1+2+3 / PWL 14 / 8 dBi Antenna / Port 3



Bottom Channel

Result: Pass

Transmitter Maximum Conducted Output Power (continued)**Results: 802.11n / HT20 / MCS3 / MIMO / Port 1+2+3 / PWL 17 / 8 dBi Antenna**

Channel	Port 1 Conducted Power (dBm)	Duty Cycle Correction (dB)	Port 1 Corrected Conducted Power (dBm)	Port 2 Conducted Power (dBm)	Duty Cycle Correction (dB)	Port 2 Corrected Conducted Power (dBm)
Bottom+1	10.2	1.3	11.5	9.1	1.3	10.4
Middle	10.5	1.3	11.8	9.3	1.3	10.6
Top	9.6	1.3	10.9	7.9	1.3	9.2

Channel	Port 3 Conducted Power (dBm)	Duty Cycle Correction (dB)	Port 3 Corrected Conducted Power (dBm)
Bottom+1	8.8	1.3	10.1
Middle	9.1	1.3	10.4
Top	7.9	1.3	9.2

Channel	Corrected Conducted Power Port 1(dBm)	Corrected Conducted Power Port 2(dBm)	Corrected Conducted Power Port 3(dBm)	Port 1+2+3 Combined Conducted Power (dBm)
Bottom+1	11.5	10.4	10.1	15.5
Middle	11.8	10.6	10.4	15.7
Top	10.9	9.2	9.2	14.6

Channel	Port 1+2+3 Combined Conducted Power (dBm)	Conducted Power Limit (dBm)	Margin (dB)	Result
Bottom+1	15.5	22.0	6.5	Complied
Middle	15.7	22.0	6.3	Complied
Top	14.6	22.0	7.4	Complied

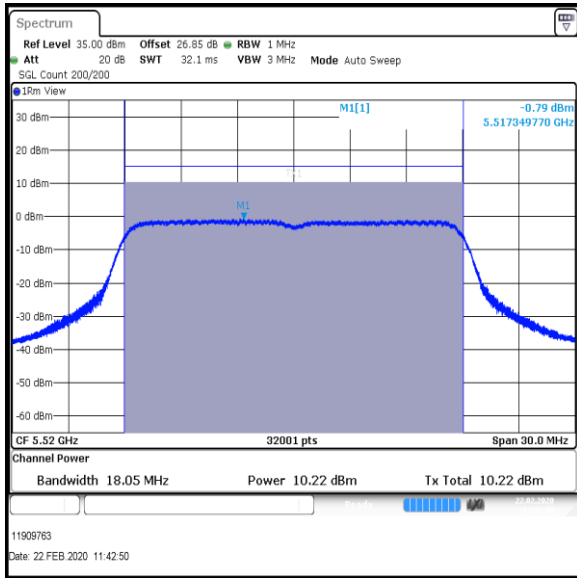
Transmitter Maximum Conducted Output Power (continued)**De Facto EIRP Limit Comparison**

Channel	Port 1+2+3 Combined Conducted Power (dBm)	Directional Antenna Gain (dBi)	EIRP (dBm)	De Facto EIRP Limit (dBm)	Margin (dB)	Result
Bottom+1	15.5	8	23.5	30.0	6.5	Complied
Middle	15.7	8	23.7	30.0	6.3	Complied
Top	14.6	8	22.6	30.0	7.4	Complied

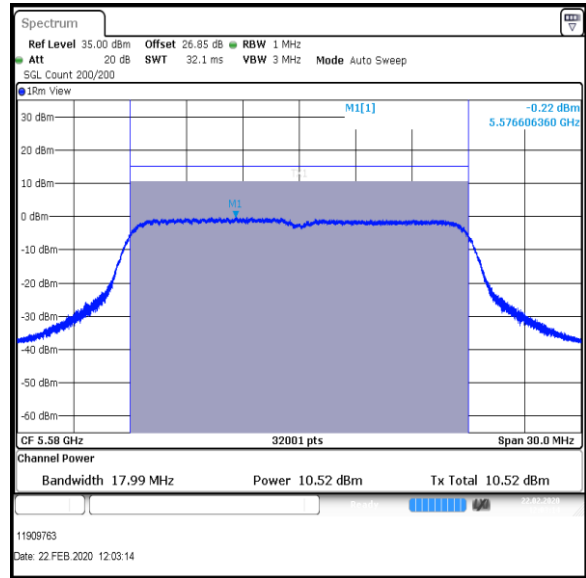
Result: Pass

Transmitter Maximum Conducted Output Power (continued)

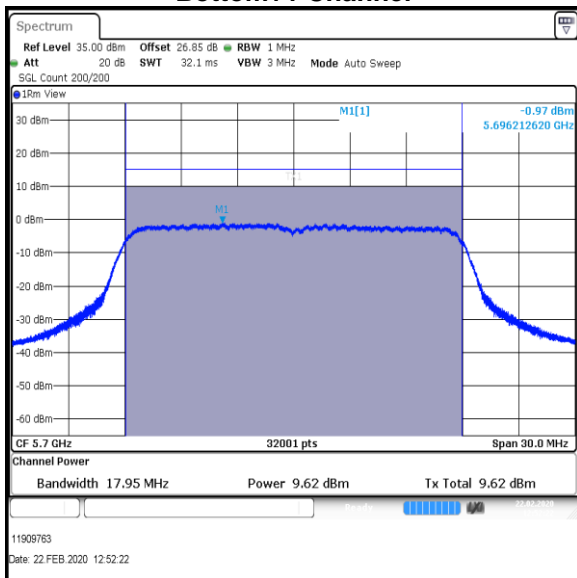
Results: 802.11n / HT20 / MCS3 / MIMO / Port 1+2+3 / PWL 17 / 8 dBi Antenna / Port 1



Bottom+1 Channel



Middle Channel

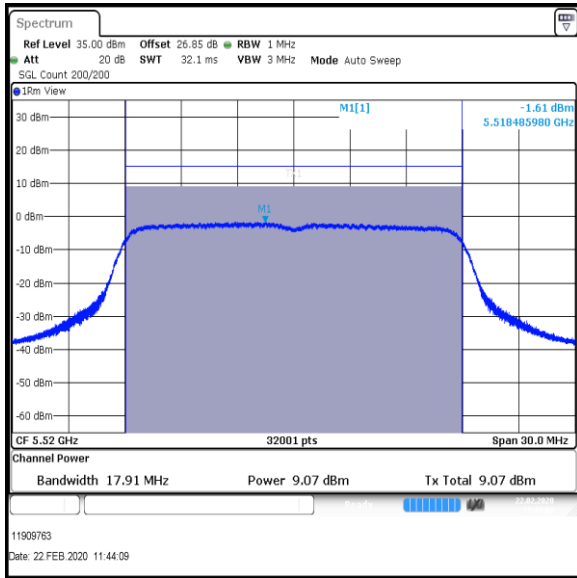


Top Channel

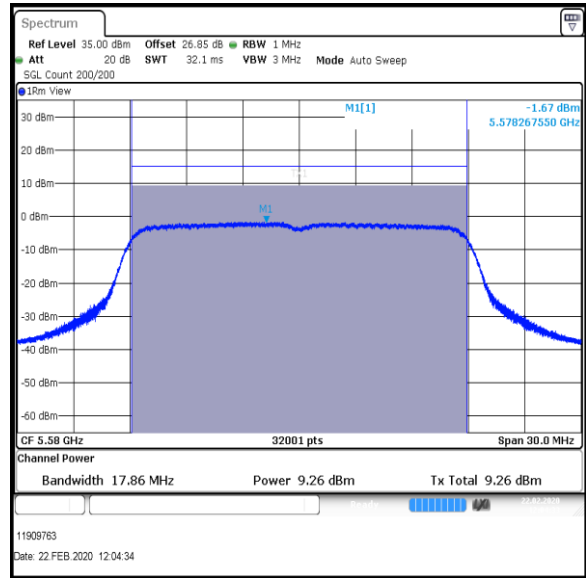
Result: Pass

Transmitter Maximum Conducted Output Power (continued)

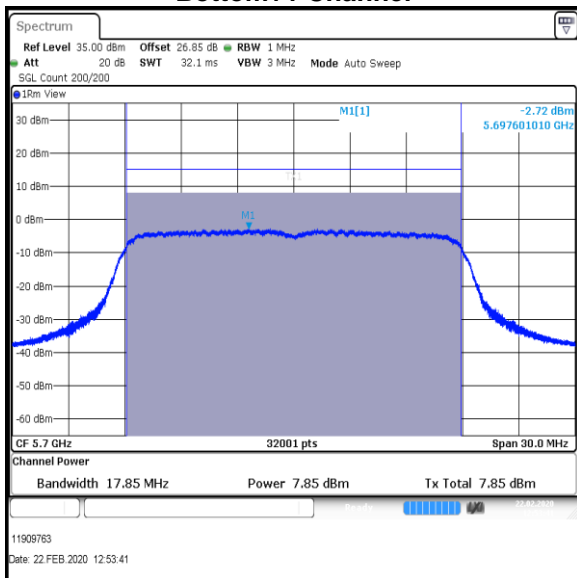
Results: 802.11n / HT20 / MCS3 / MIMO / Port 1+2+3 / PWL 17 / 8 dBi Antenna / Port 2



Bottom+1 Channel



Middle Channel

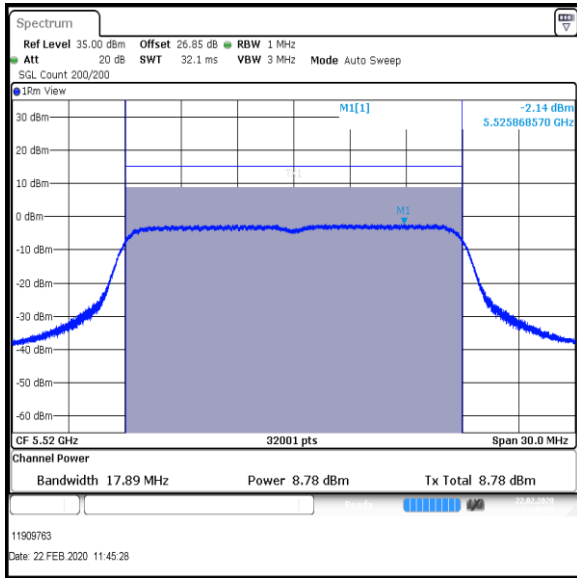


Top Channel

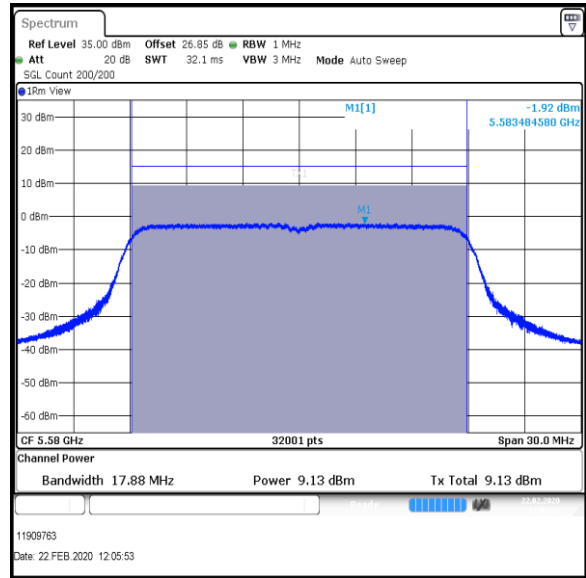
Result: Pass

Transmitter Maximum Conducted Output Power (continued)

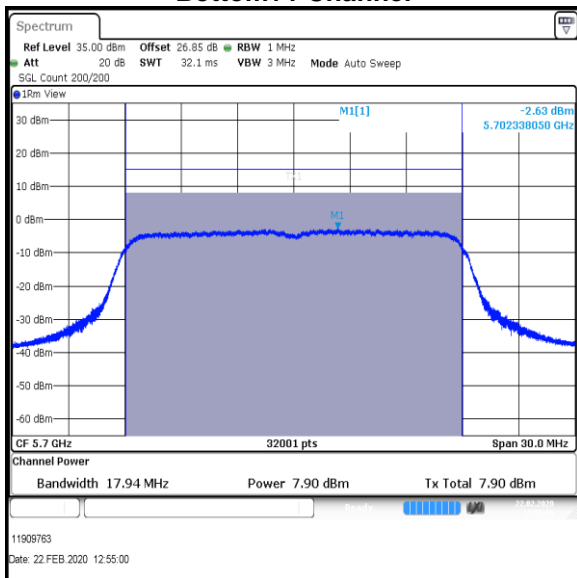
Results: 802.11n / HT20 / MCS3 / MIMO / Port 1+2+3 / PWL 17 / 8 dBi Antenna / Port 3



Bottom+1 Channel



Middle Channel



Top Channel

Result: Pass

Transmitter Maximum Conducted Output Power (continued)**Results: 802.11n / HT20 / MCS7 / MIMO / Port 1+2+3 / PWL 14 / 8 dBi Antenna**

Channel	Port 1 Conducted Power (dBm)	Duty Cycle Correction (dB)	Port 1 Corrected Conducted Power (dBm)	Port 2 Conducted Power (dBm)	Duty Cycle Correction (dB)	Port 2 Corrected Conducted Power (dBm)
Bottom	5.5	2.0	7.5	6.2	2.0	8.2

Channel	Port 3 Conducted Power (dBm)	Duty Cycle Correction (dB)	Port 3 Corrected Conducted Power (dBm)
Bottom	4.6	2.0	6.6

Channel	Corrected Conducted Power Port 1(dBm)	Corrected Conducted Power Port 2(dBm)	Corrected Conducted Power Port 3(dBm)	Port 1+2+3 Combined Conducted Power (dBm)
Bottom	7.5	8.2	6.6	12.3

Channel	Port 1+2+3 Combined Conducted Power (dBm)	Conducted Power Limit (dBm)	Margin (dB)	Result
Bottom	12.3	22.0	9.7	Complied

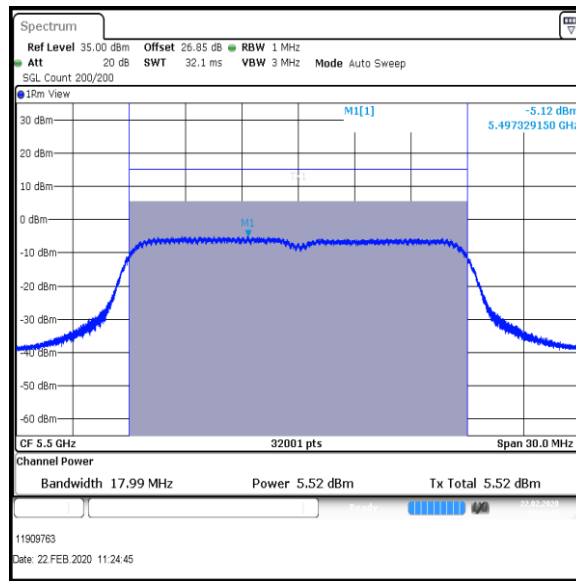
De Facto EIRP Limit Comparison

Channel	Port 1+2+3 Combined Conducted Power (dBm)	Directional Antenna Gain (dBi)	EIRP (dBm)	De Facto EIRP Limit (dBm)	Margin (dB)	Result
Bottom	12.3	8	20.3	30.0	9.7	Complied

Result: Pass

Transmitter Maximum Conducted Output Power (continued)

Results: 802.11n / HT20 / MCS7 / MIMO / Port 1+2+3 / PWL 14 / 8 dBi Antenna / Port 1

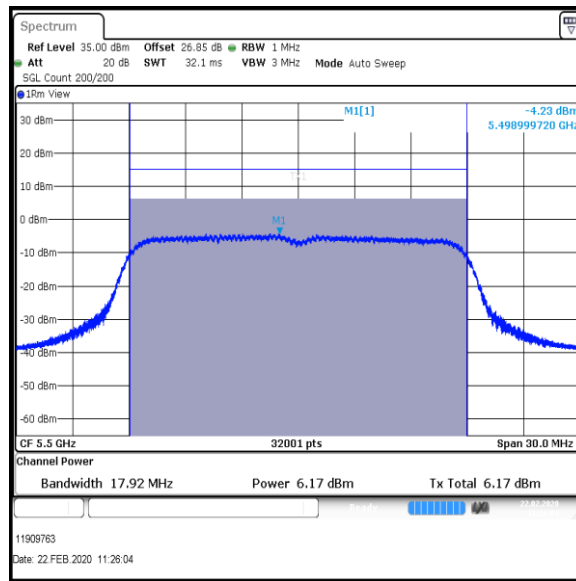


Bottom Channel

Result: Pass

Transmitter Maximum Conducted Output Power (continued)

Results: 802.11n / HT20 / MCS7 / MIMO / Port 1+2+3 / PWL 14 / 8 dBi Antenna / Port 2

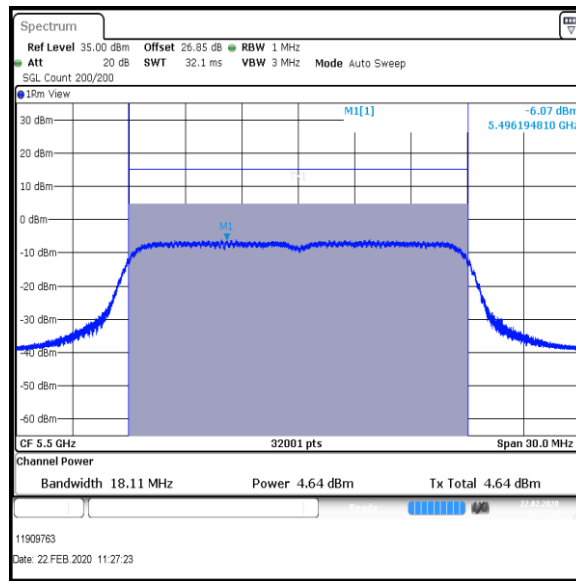


Bottom Channel

Result: Pass

Transmitter Maximum Conducted Output Power (continued)

Results: 802.11n / HT20 / MCS7 / MIMO / Port 1+2+3 / PWL 14 / 8 dBi Antenna / Port 3



Bottom Channel

Result: Pass

Transmitter Maximum Conducted Output Power (continued)**Results: 802.11n / HT20 / MCS7 / MIMO / Port 1+2+3 / PWL 17 / 8 dBi Antenna**

Channel	Port 1 Conducted Power (dBm)	Duty Cycle Correction (dB)	Port 1 Corrected Conducted Power (dBm)	Port 2 Conducted Power (dBm)	Duty Cycle Correction (dB)	Port 2 Corrected Conducted Power (dBm)
Bottom+1	9.0	2.0	11.0	8.0	2.0	10.0
Middle	9.3	2.0	11.3	8.2	2.0	10.2
Top	8.1	2.0	10.1	6.4	2.0	8.4

Channel	Port 3 Conducted Power (dBm)	Duty Cycle Correction (dB)	Port 3 Corrected Conducted Power (dBm)
Bottom+1	7.6	2.0	9.6
Middle	8.0	2.0	10.0
Top	6.4	2.0	8.4

Channel	Corrected Conducted Power Port 1(dBm)	Corrected Conducted Power Port 2(dBm)	Corrected Conducted Power Port 3(dBm)	Port 1+2+3 Combined Conducted Power (dBm)
Bottom+1	11.0	10.0	9.6	15.0
Middle	11.3	10.2	10.0	15.3
Top	10.1	8.4	8.4	13.8

Channel	Port 1+2+3 Combined Conducted Power (dBm)	Conducted Power Limit (dBm)	Margin (dB)	Result
Bottom+1	15.0	22.0	7.0	Complied
Middle	15.3	22.0	6.7	Complied
Top	13.8	22.0	8.2	Complied

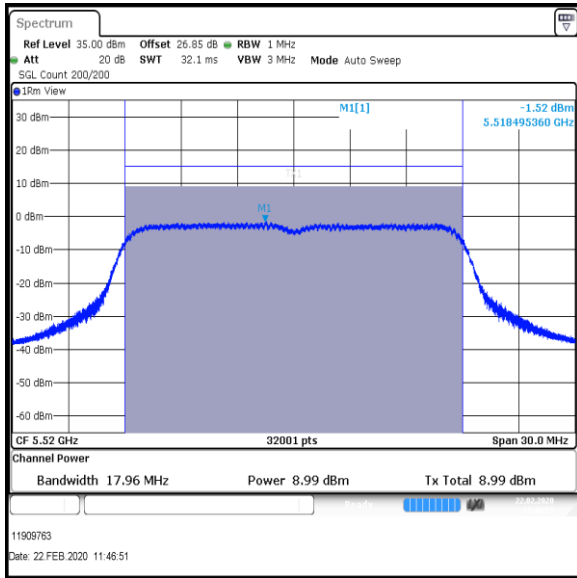
Transmitter Maximum Conducted Output Power (continued)**De Facto EIRP Limit Comparison**

Channel	Port 1+2+3 Combined Conducted Power (dBm)	Directional Antenna Gain (dBi)	EIRP (dBm)	De Facto EIRP Limit (dBm)	Margin (dB)	Result
Bottom+1	15.0	8	23.0	30.0	7.0	Complied
Middle	15.3	8	23.3	30.0	6.7	Complied
Top	13.8	8	21.8	30.0	8.2	Complied

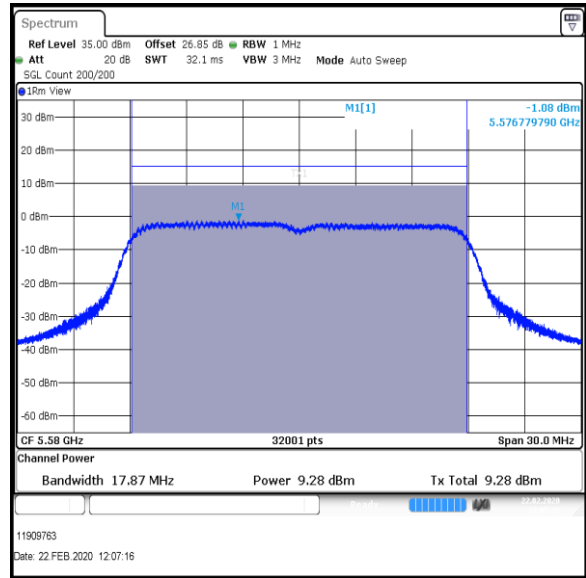
Result: Pass

Transmitter Maximum Conducted Output Power (continued)

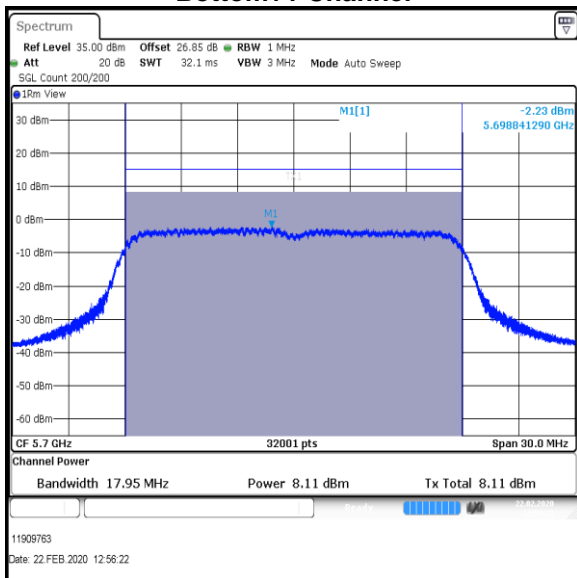
Results: 802.11n / HT20 / MCS7 / MIMO / Port 1+2+3 / PWL 17 / 8 dBi Antenna / Port 1



Bottom+1 Channel



Middle Channel



Top Channel

Result: Pass