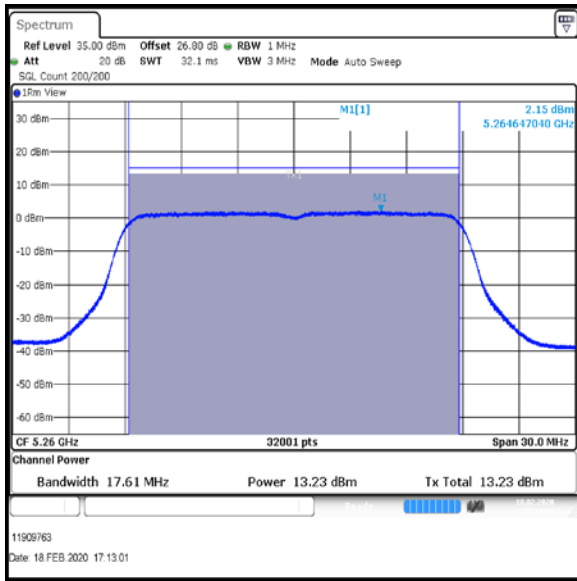
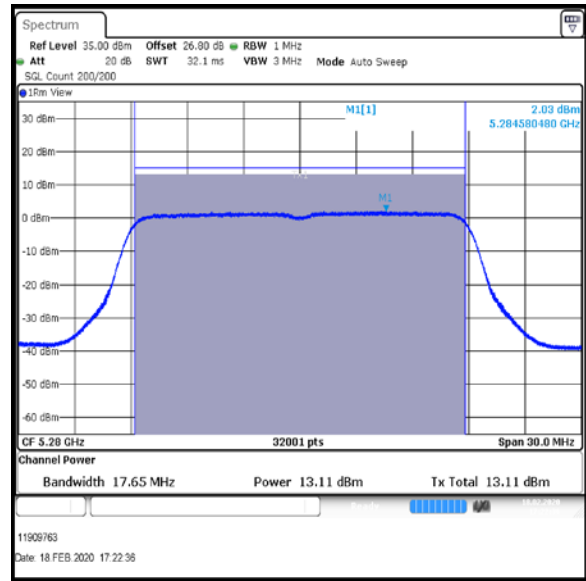


Transmitter Maximum Conducted Output Power (continued)

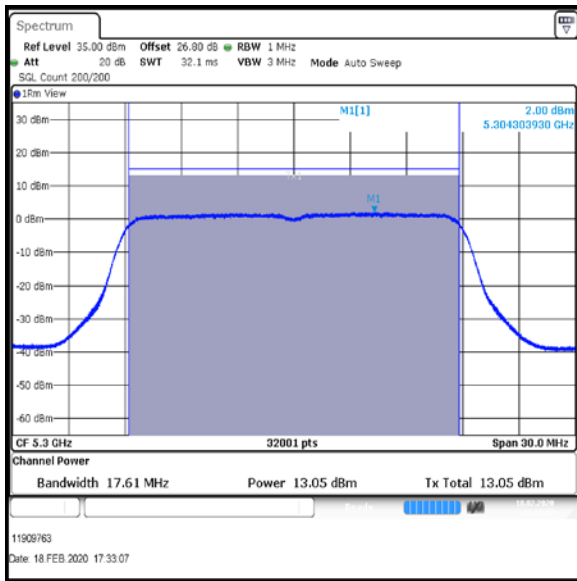
Results: 802.11n / HT20 / MCS0 / MIMO / Port 1+2 / PWL 19 / 8 dBi Antenna / Port 1



Bottom Channel



Middle Channel

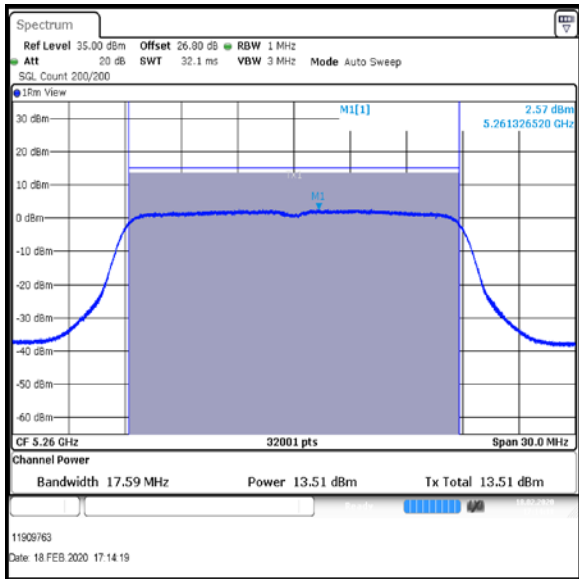


Top-1 Channel

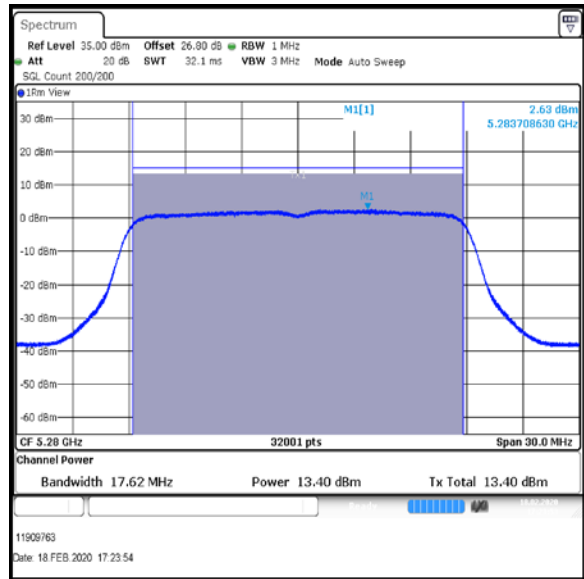
Result: Pass

Transmitter Maximum Conducted Output Power (continued)

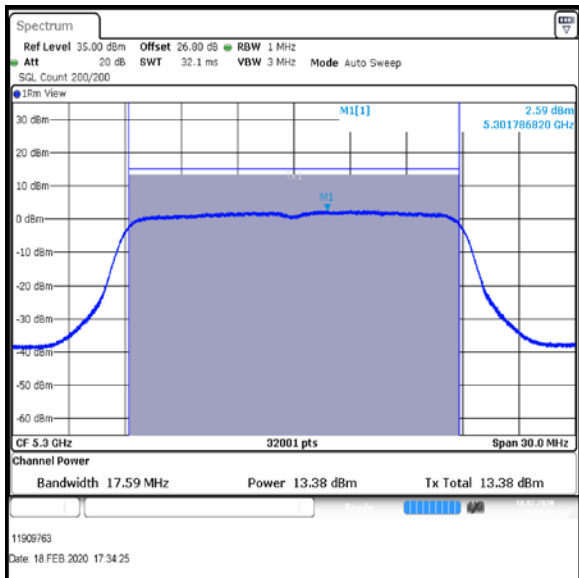
Results: 802.11n / HT20 / MCS0 / MIMO / Port 1+2 / PWL 19 / 8 dBi Antenna / Port 2



Bottom Channel



Middle Channel



Top-1 Channel

Result: Pass

Transmitter Maximum Conducted Output Power (continued)

Results: 802.11n / HT20 / MCS0 / MIMO / Port 1+2 / PWL 13 / 8 dBi Antenna

Channel	Port 1 Conducted Power (dBm)	Duty Cycle Correction (dB)	Port 1 Corrected Conducted Power (dBm)	Port 2 Conducted Power (dBm)	Duty Cycle Correction (dB)	Port 2 Corrected Conducted Power (dBm)
Top	8.5	0.6	9.1	7.9	0.6	8.5

Channel	Corrected Conducted Power Port 1(dBm)	Corrected Conducted Power Port 2(dBm)	Port 1+2 Combined Conducted Power (dBm)	Conducted Power Limit (dBm)	Margin (dB)	Result
Top	9.1	8.5	11.8	22	10.2	Complied

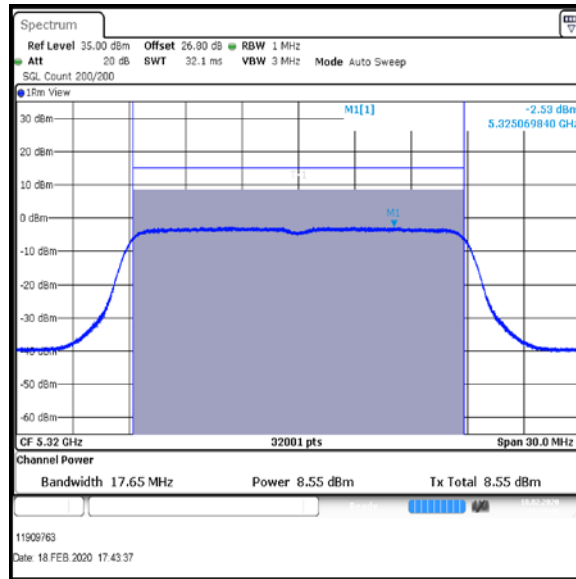
De Facto EIRP Limit Comparison

Channel	Port 1+2 Combined Conducted Power (dBm)	Directional Antenna Gain (dBi)	EIRP (dBm)	De Facto EIRP Limit (dBm)	Margin (dB)	Result
Top	11.8	8	19.8	30	10.2	Complied

Result: Pass

Transmitter Maximum Conducted Output Power (continued)

Results: 802.11n / HT20 / MCS0 / MIMO / Port 1+2 / PWL 13 / 8 dBi Antenna / Port 1

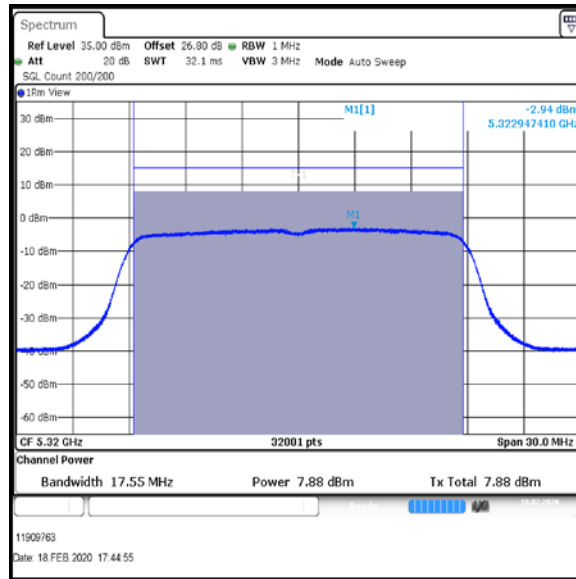


Top Channel

Result: **Pass**

Transmitter Maximum Conducted Output Power (continued)

Results: 802.11n / HT20 / MCS0 / MIMO / Port 1+2 / PWL 13 / 8 dBi Antenna / Port 2



Top Channel

Result: **Pass**

Transmitter Maximum Conducted Output Power (continued)

Results: 802.11n / HT20 / MCS4 / MIMO / Port 1+2 / PWL 19 / 8 dBi Antenna

Channel	Port 1 Conducted Power (dBm)	Duty Cycle Correction (dB)	Port 1 Corrected Conducted Power (dBm)	Port 2 Conducted Power (dBm)	Duty Cycle Correction (dB)	Port 2 Corrected Conducted Power (dBm)
Bottom	11.9	1.6	13.5	12.2	1.6	13.8
Middle	11.8	1.6	13.4	12.1	1.6	13.7
Top-1	11.8	1.6	13.4	12.1	1.6	13.7

Channel	Corrected Conducted Power Port 1(dBm)	Corrected Conducted Power Port 2(dBm)	Port 1+2 Combined Conducted Power (dBm)	Conducted Power Limit (dBm)	Margin (dB)	Result
Bottom	13.5	13.8	16.7	22	5.3	Complied
Middle	13.4	13.7	16.6	22	5.4	Complied
Top-1	13.4	13.7	16.6	22	5.4	Complied

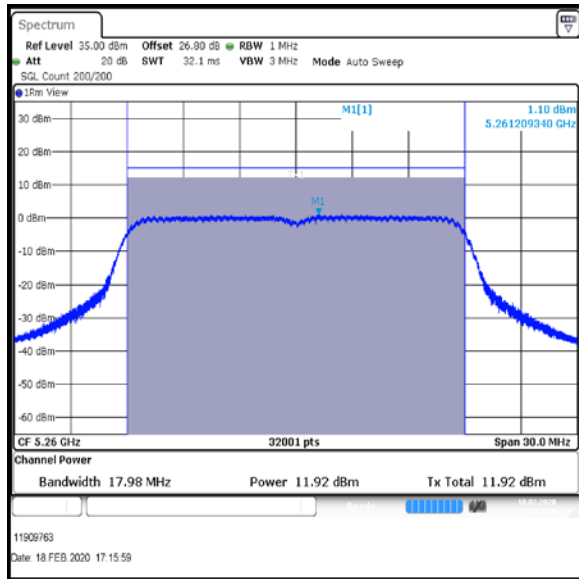
De Facto EIRP Limit Comparison

Channel	Port 1+2 Combined Conducted Power (dBm)	Directional Antenna Gain (dBi)	EIRP (dBm)	De Facto EIRP Limit (dBm)	Margin (dB)	Result
Bottom	16.7	8	24.7	30	5.3	Complied
Middle	16.6	8	24.6	30	5.4	Complied
Top-1	16.6	8	24.6	30	5.4	Complied

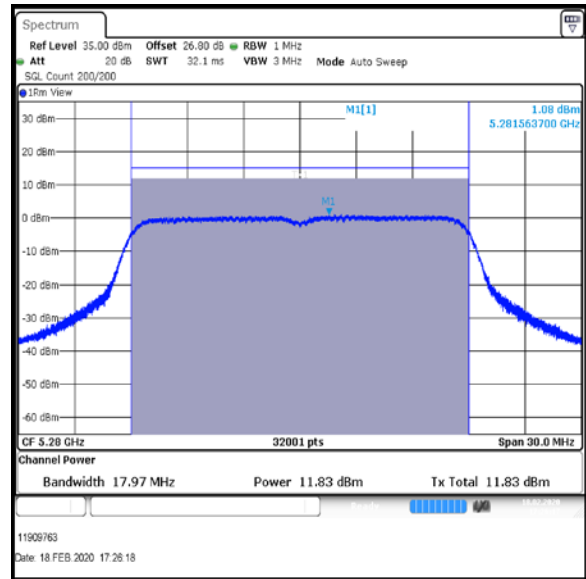
Result: Pass

Transmitter Maximum Conducted Output Power (continued)

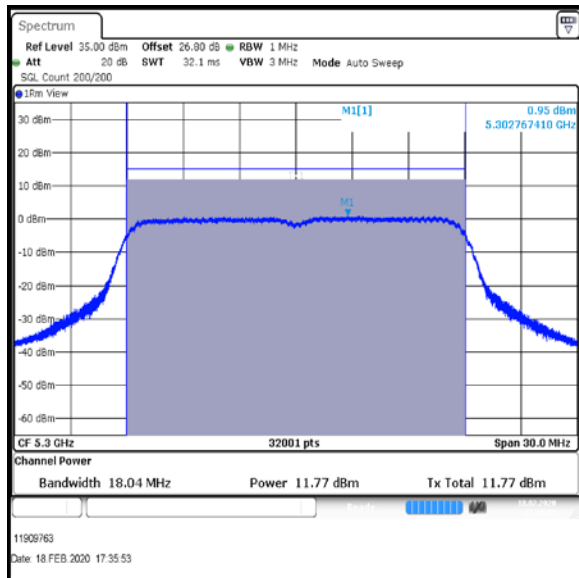
Results: 802.11n / HT20 / MCS4 / MIMO / Port 1+2 / PWL 19 / 8 dBi Antenna / Port 1



Bottom Channel



Middle Channel

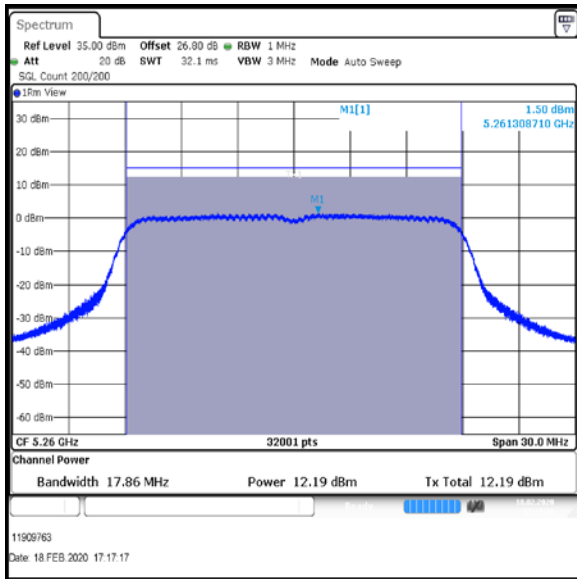


Top-1 Channel

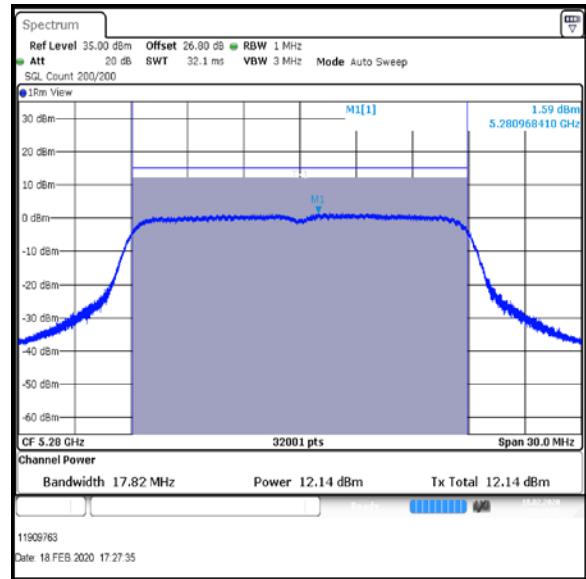
Result: Pass

Transmitter Maximum Conducted Output Power (continued)

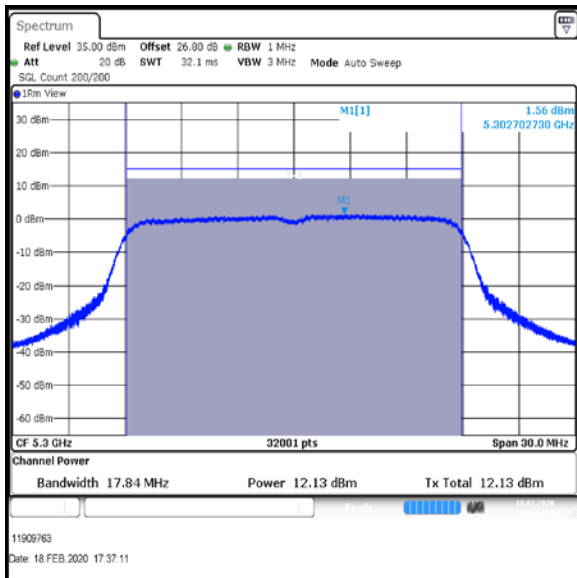
Results: 802.11n / HT20 / MCS4 / MIMO / Port 1+2 / PWL 19 / 8 dBi Antenna / Port 2



Bottom Channel



Middle Channel



Top-1 Channel

Result: Pass

Transmitter Maximum Conducted Output Power (continued)

Results: 802.11n / HT20 / MCS4 / MIMO / Port 1+2 / PWL 13 / 8 dBi Antenna

Channel	Port 1 Conducted Power (dBm)	Duty Cycle Correction (dB)	Port 1 Corrected Conducted Power (dBm)	Port 2 Conducted Power (dBm)	Duty Cycle Correction (dB)	Port 2 Corrected Conducted Power (dBm)
Top	7.2	1.6	8.8	7.1	1.6	8.7

Channel	Corrected Conducted Power Port 1(dBm)	Corrected Conducted Power Port 2(dBm)	Port 1+2 Combined Conducted Power (dBm)	Conducted Power Limit (dBm)	Margin (dB)	Result
Top	8.8	8.7	11.8	22	10.2	Complied

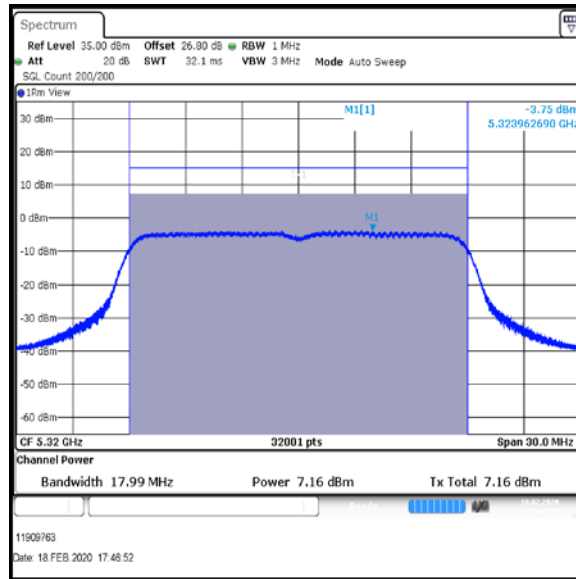
De Facto EIRP Limit Comparison

Channel	Port 1+2 Combined Conducted Power (dBm)	Directional Antenna Gain (dBi)	EIRP (dBm)	De Facto EIRP Limit (dBm)	Margin (dB)	Result
Top	11.8	8	19.8	30	10.2	Complied

Result: Pass

Transmitter Maximum Conducted Output Power (continued)

Results: 802.11n / HT20 / MCS4 / MIMO / Port 1+2 / PWL 13 / 8 dBi Antenna / Port 1

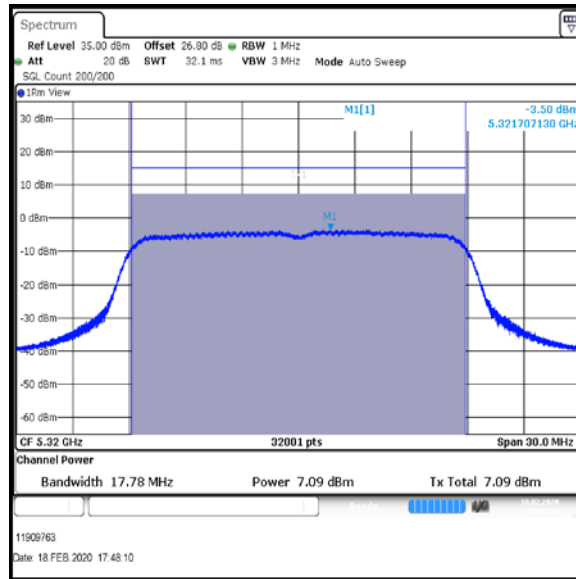


Top Channel

Result: **Pass**

Transmitter Maximum Conducted Output Power (continued)

Results: 802.11n / HT20 / MCS4 / MIMO / Port 1+2 / PWL 13 / 8 dBi Antenna / Port 2



Top Channel

Result: **Pass**

Transmitter Maximum Conducted Output Power (continued)

Results: 802.11ac / HT20 / MCS0 / MIMO / Port 1+2 / PWL 19 / 8 dBi Antenna

Channel	Port 1 Conducted Power (dBm)	Duty Cycle Correction (dB)	Port 1 Corrected Conducted Power (dBm)	Port 2 Conducted Power (dBm)	Duty Cycle Correction (dB)	Port 2 Corrected Conducted Power (dBm)
Bottom	12.6	0.8	13.4	12.8	0.8	13.6
Middle	12.8	0.8	13.6	13.1	0.8	13.9
Top-1	11.7	0.8	12.5	12.1	0.8	12.9

Channel	Corrected Conducted Power Port 1(dBm)	Corrected Conducted Power Port 2(dBm)	Port 1+2 Combined Conducted Power (dBm)	Conducted Power Limit (dBm)	Margin (dB)	Result
Bottom	13.4	13.6	16.5	22.0	5.5	Complied
Middle	13.6	13.9	16.8	22.0	5.2	Complied
Top-1	12.5	12.9	15.7	21.9	6.2	Complied

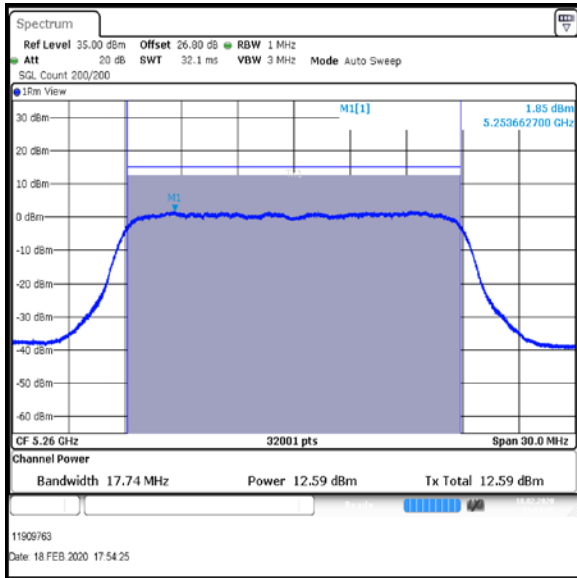
De Facto EIRP Limit Comparison

Channel	Port 1+2 Combined Conducted Power (dBm)	Directional Antenna Gain (dBi)	EIRP (dBm)	De Facto EIRP Limit (dBm)	Margin (dB)	Result
Bottom	16.5	8	24.5	30.0	5.5	Complied
Middle	16.8	8	24.8	30.0	5.2	Complied
Top-1	15.7	8	23.7	29.9	6.2	Complied

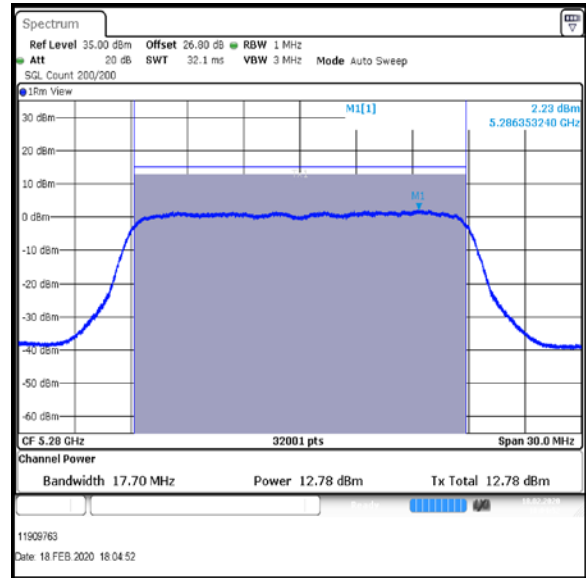
Result: Pass

Transmitter Maximum Conducted Output Power (continued)

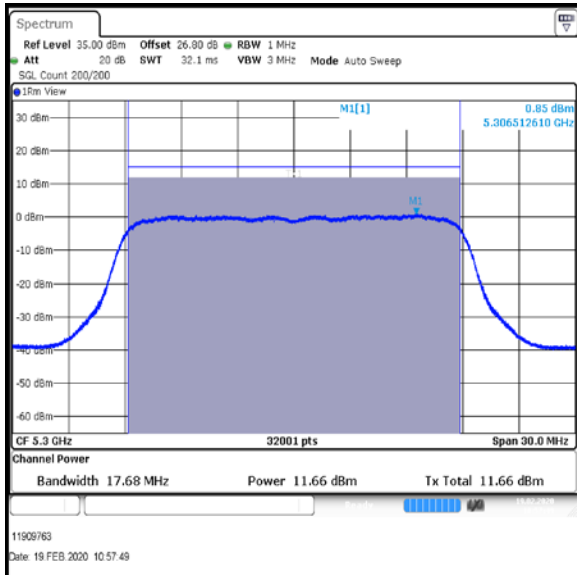
Results: 802.11ac / HT20 / MCS0 / MIMO / Port 1+2 / PWL 19 / 8 dBi Antenna / Port 1



Bottom Channel



Middle Channel

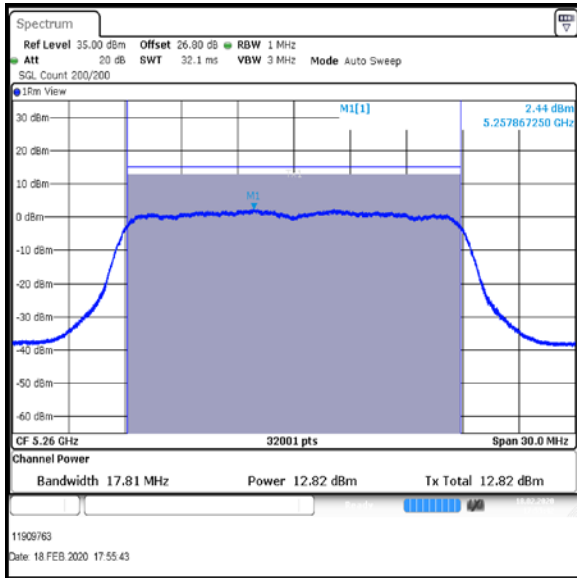


Top-1 Channel

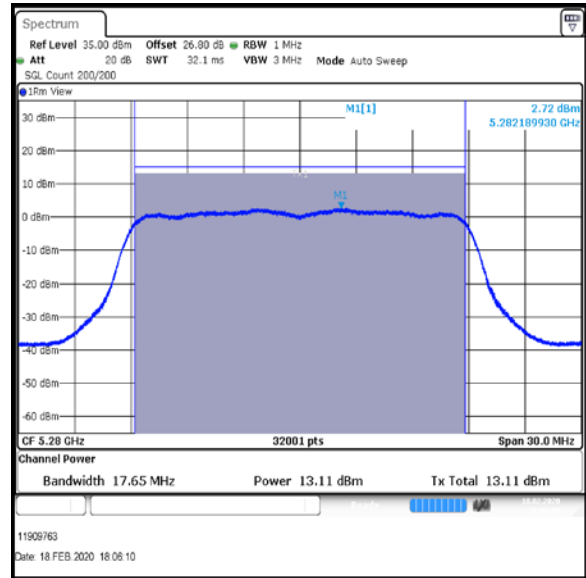
Result: Pass

Transmitter Maximum Conducted Output Power (continued)

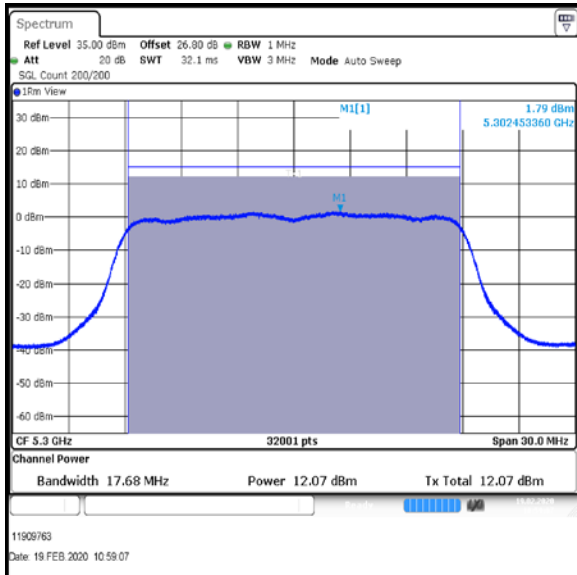
Results: 802.11ac / HT20 / MCS0 / MIMO / Port 1+2 / PWL 19 / 8 dBi Antenna / Port 2



Bottom Channel



Middle Channel



Top-1 Channel

Result: Pass

Transmitter Maximum Conducted Output Power (continued)

Results: 802.11ac / HT20 / MCS0 / MIMO / Port 1+2 / PWL 13 / 8 dBi Antenna

Channel	Port 1 Conducted Power (dBm)	Duty Cycle Correction (dB)	Port 1 Corrected Conducted Power (dBm)	Port 2 Conducted Power (dBm)	Duty Cycle Correction (dB)	Port 2 Corrected Conducted Power (dBm)
Top	7.1	0.8	7.9	7.1	0.8	7.9

Channel	Corrected Conducted Power Port 1(dBm)	Corrected Conducted Power Port 2(dBm)	Port 1+2 Combined Conducted Power (dBm)	Conducted Power Limit (dBm)	Margin (dB)	Result
Top	7.9	7.9	10.9	21.9	11.0	Complied

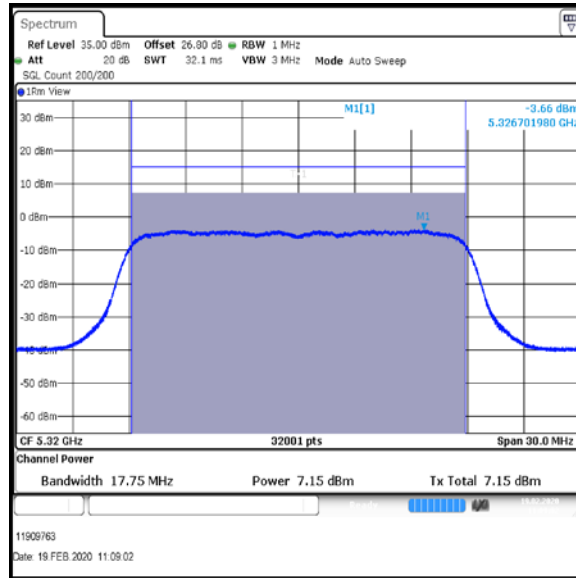
De Facto EIRP Limit Comparison

Channel	Port 1+2 Combined Conducted Power (dBm)	Directional Antenna Gain (dBi)	EIRP (dBm)	De Facto EIRP Limit (dBm)	Margin (dB)	Result
Top	10.9	8	18.9	29.9	11.0	Complied

Result: Pass

Transmitter Maximum Conducted Output Power (continued)

Results: 802.11ac / HT20 / MCS0 / MIMO / Port 1+2 / PWL 13 / 8 dBi Antenna / Port 1

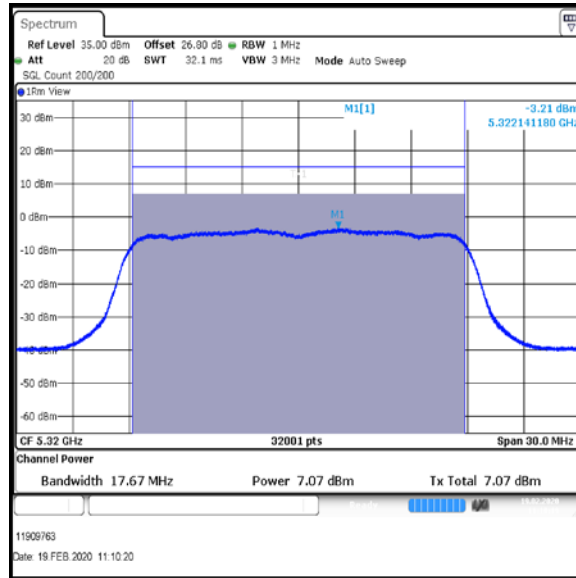


Top Channel

Result: Pass

Transmitter Maximum Conducted Output Power (continued)

Results: 802.11ac / HT20 / MCS0 / MIMO / Port 1+2 / PWL 13 / 8 dBi Antenna / Port 2



Top Channel

Result: **Pass**

Transmitter Maximum Conducted Output Power (continued)

Results: 802.11ac / HT20 / MCS4 / MIMO / Port 1+2 / PWL 19 / 8 dBi Antenna

Channel	Port 1 Conducted Power (dBm)	Duty Cycle Correction (dB)	Port 1 Corrected Conducted Power (dBm)	Port 2 Conducted Power (dBm)	Duty Cycle Correction (dB)	Port 2 Corrected Conducted Power (dBm)
Bottom	10.1	1.9	12.0	10.3	1.9	12.2
Middle	10.9	1.9	12.8	11.2	1.9	13.1
Top-1	9.9	1.9	11.8	10.2	1.9	12.1

Channel	Corrected Conducted Power Port 1(dBm)	Corrected Conducted Power Port 2(dBm)	Port 1+2 Combined Conducted Power (dBm)	Conducted Power Limit (dBm)	Margin (dB)	Result
Bottom	12.0	12.2	15.1	22	6.9	Complied
Middle	12.8	13.1	16.0	22	6.0	Complied
Top-1	11.8	12.1	15.0	22	7.0	Complied

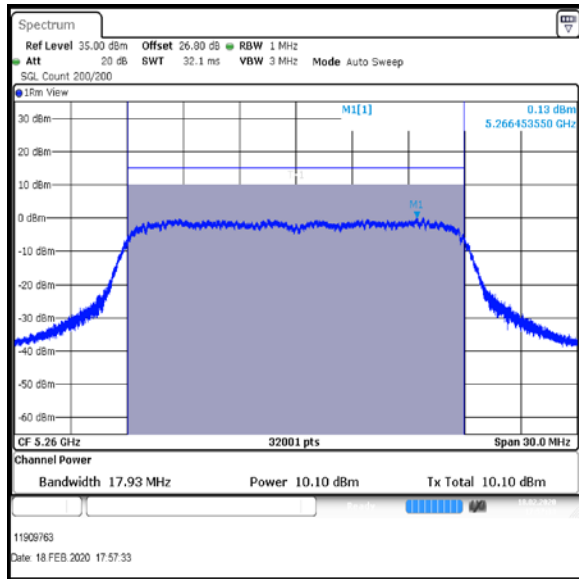
De Facto EIRP Limit Comparison

Channel	Port 1+2 Combined Conducted Power (dBm)	Directional Antenna Gain (dBi)	EIRP (dBm)	De Facto EIRP Limit (dBm)	Margin (dB)	Result
Bottom	15.1	8	23.1	30	6.9	Complied
Middle	16.0	8	24.0	30	6.0	Complied
Top-1	15.0	8	23.0	30	7.0	Complied

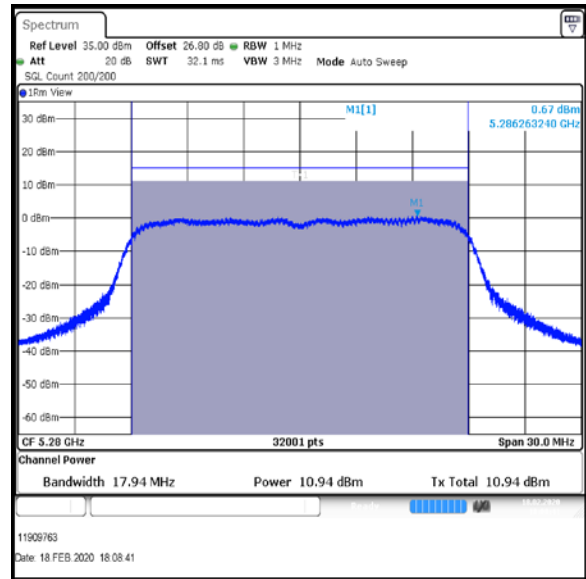
Result: Pass

Transmitter Maximum Conducted Output Power (continued)

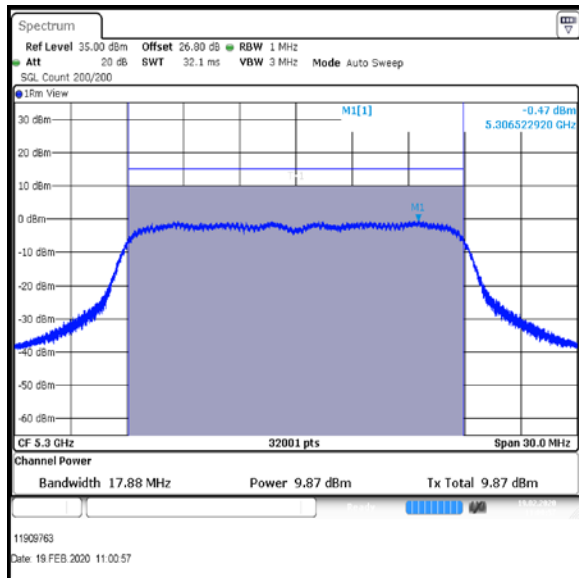
Results: 802.11ac / HT20 / MCS4 / MIMO / Port 1+2 / PWL 19 / 8 dBi Antenna / Port 1



Bottom Channel



Middle Channel

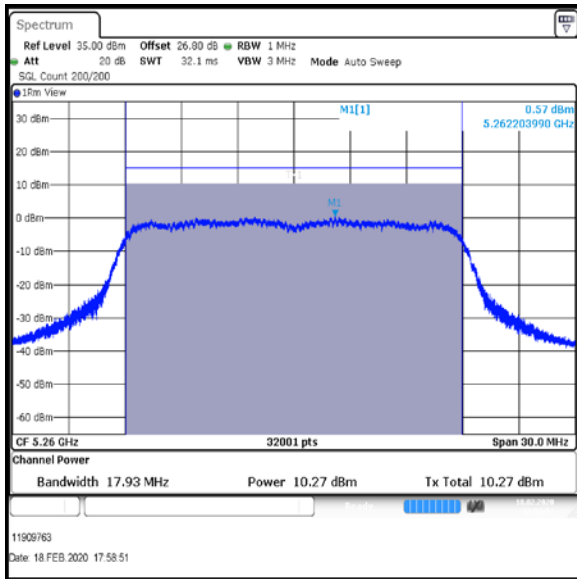


Top-1 Channel

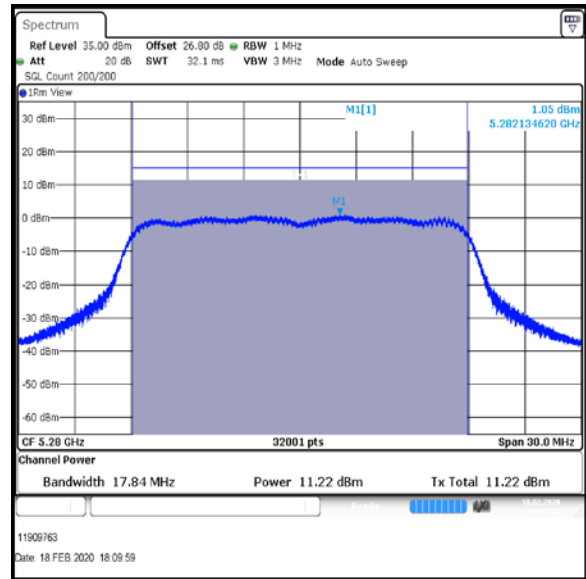
Result: **Pass**

Transmitter Maximum Conducted Output Power (continued)

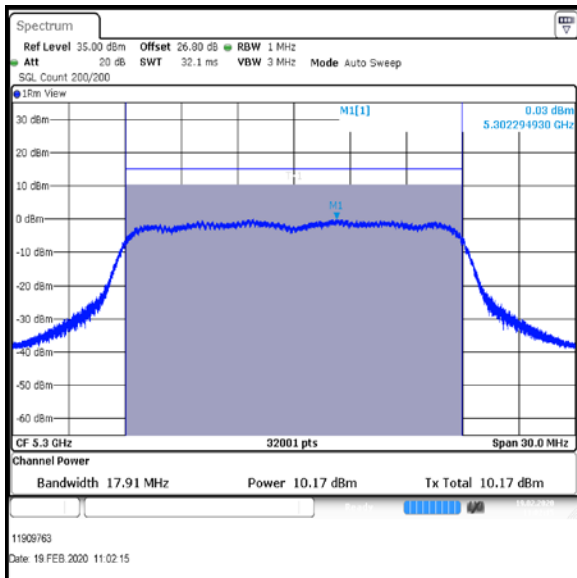
Results: 802.11ac / HT20 / MCS4 / MIMO / Port 1+2 / PWL 19 / 8 dBi Antenna / Port 2



Bottom Channel



Middle Channel



Top-1 Channel

Result: Pass

Transmitter Maximum Conducted Output Power (continued)

Results: 802.11ac / HT20 / MCS4 / MIMO / Port 1+2 / PWL 13 / 8 dBi Antenna

Channel	Port 1 Conducted Power (dBm)	Duty Cycle Correction (dB)	Port 1 Corrected Conducted Power (dBm)	Port 2 Conducted Power (dBm)	Duty Cycle Correction (dB)	Port 2 Corrected Conducted Power (dBm)
Top	5.1	1.9	7.0	5.6	1.9	7.5

Channel	Corrected Conducted Power Port 1(dBm)	Corrected Conducted Power Port 2(dBm)	Port 1+2 Combined Conducted Power (dBm)	Conducted Power Limit (dBm)	Margin (dB)	Result
Top	7.0	7.5	10.3	22	11.7	Complied

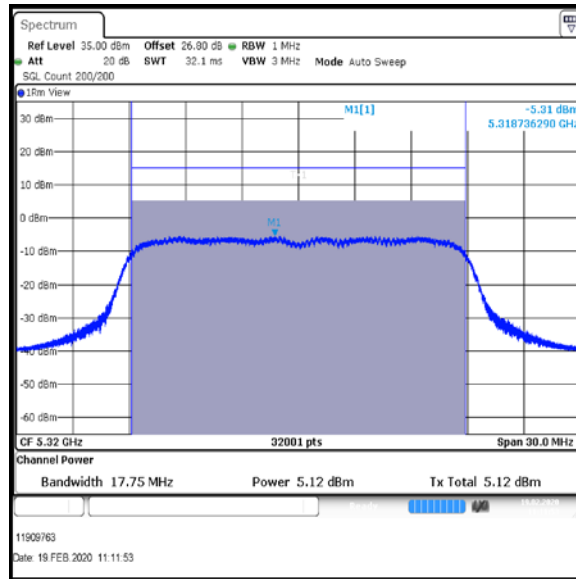
De Facto EIRP Limit Comparison

Channel	Port 1+2 Combined Conducted Power (dBm)	Directional Antenna Gain (dBi)	EIRP (dBm)	De Facto EIRP Limit (dBm)	Margin (dB)	Result
Top	10.3	8	18.3	30	11.7	Complied

Result: Pass

Transmitter Maximum Conducted Output Power (continued)

Results: 802.11ac / HT20 / MCS4 / MIMO / Port 1+2 / PWL 13 / 8 dBi Antenna / Port 1

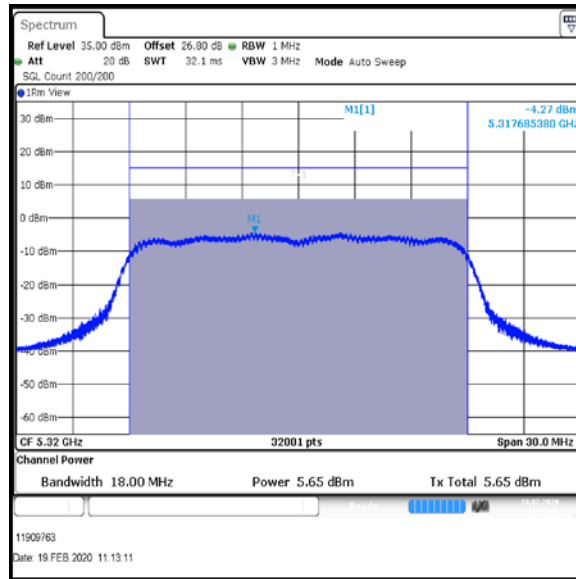


Top Channel

Result: **Pass**

Transmitter Maximum Conducted Output Power (continued)

Results: 802.11ac / HT20 / MCS4 / MIMO / Port 1+2 / PWL 13 / 8 dBi Antenna / Port 2



Top Channel

Result: **Pass**

Transmitter Maximum Conducted Output Power (continued)

Results: 802.11n / HT40 / MCS7 / MIMO / Port 1+2 / PWL 13 / 8 dBi Antenna

Channel	Port 1 Conducted Power (dBm)	Duty Cycle Correction (dB)	Port 1 Corrected Conducted Power (dBm)	Port 2 Conducted Power (dBm)	Duty Cycle Correction (dB)	Port 2 Corrected Conducted Power (dBm)
Bottom	3.3	3.2	6.5	3.8	3.2	7.0
Top	3.1	3.2	6.3	3.7	3.2	6.9

Channel	Corrected Conducted Power Port 1(dBm)	Corrected Conducted Power Port 2(dBm)	Port 1+2 Combined Conducted Power (dBm)	Conducted Power Limit (dBm)	Margin (dB)	Result
Bottom	6.5	7.0	9.8	22	12.2	Complied
Top	6.3	6.9	9.6	22	12.4	Complied

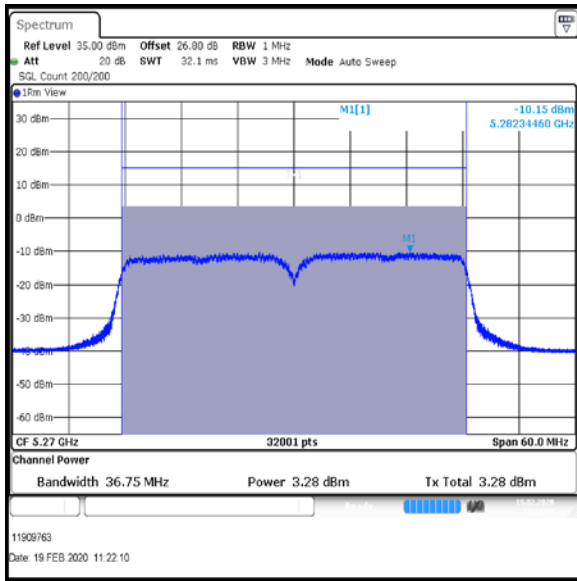
De Facto EIRP Limit Comparison

Channel	Port 1+2 Combined Conducted Power (dBm)	Directional Antenna Gain (dBi)	EIRP (dBm)	De Facto EIRP Limit (dBm)	Margin (dB)	Result
Bottom	9.8	8	17.8	30	12.2	Complied
Top	9.6	8	17.6	30	12.4	Complied

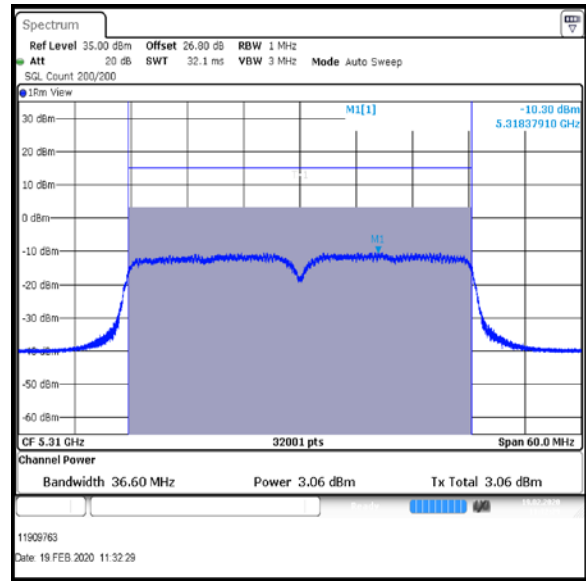
Result: Pass

Transmitter Maximum Conducted Output Power (continued)

Results: 802.11n / HT40 / MCS7 / MIMO / Port 1+2 / PWL 13 / 8 dBi Antenna / Port 1



Bottom Channel

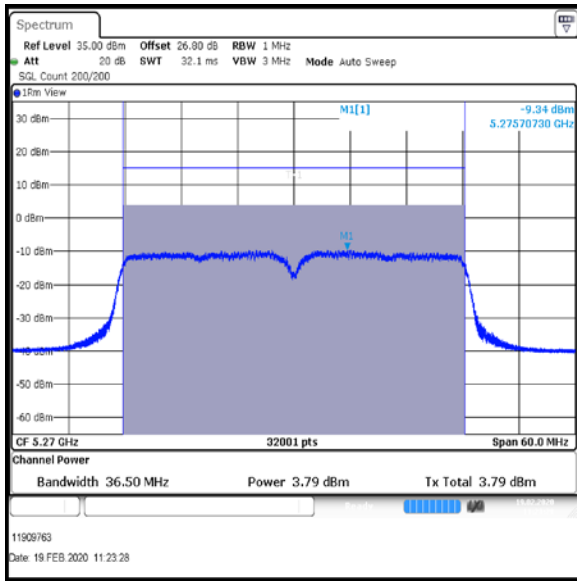


Top Channel

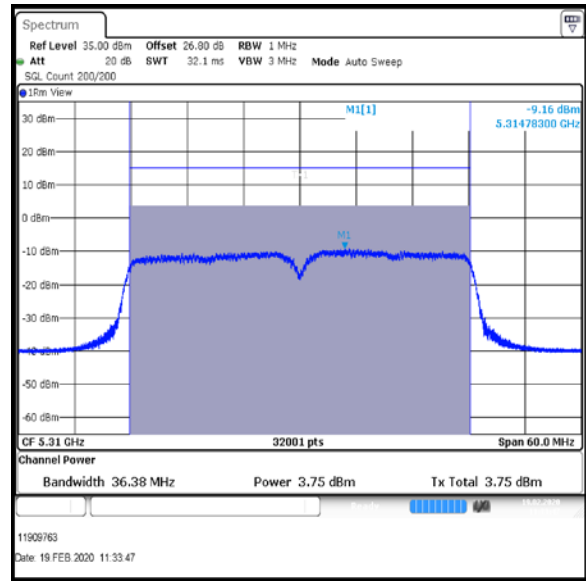
Result: **Pass**

Transmitter Maximum Conducted Output Power (continued)

Results: 802.11n / HT40 / MCS7 / MIMO / Port 1+2 / PWL 13 / 8 dBi Antenna / Port 2



Bottom Channel



Top Channel

Result: Pass

Transmitter Maximum Conducted Output Power (continued)

Results: 802.11ac / HT40 / MCS7 / MIMO / Port 1+2 / PWL 13 / 8 dBi Antenna

Channel	Port 1 Conducted Power (dBm)	Duty Cycle Correction (dB)	Port 1 Corrected Conducted Power (dBm)	Port 2 Conducted Power (dBm)	Duty Cycle Correction (dB)	Port 2 Corrected Conducted Power (dBm)
Bottom	2.5	2.3	4.8	3.0	2.3	5.3
Top	2.3	2.3	4.6	3.0	2.3	5.3

Channel	Corrected Conducted Power Port 1(dBm)	Corrected Conducted Power Port 2(dBm)	Port 1+2 Combined Conducted Power (dBm)	Conducted Power Limit (dBm)	Margin (dB)	Result
Bottom	4.8	5.3	8.1	22	13.9	Complied
Top	4.6	5.3	8.0	22	14.0	Complied

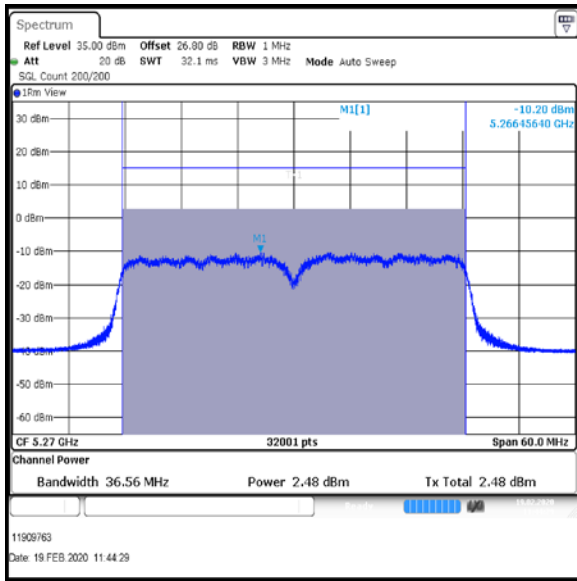
De Facto EIRP Limit Comparison

Channel	Port 1+2 Combined Conducted Power (dBm)	Directional Antenna Gain (dBi)	EIRP (dBm)	De Facto EIRP Limit (dBm)	Margin (dB)	Result
Bottom	8.1	8	16.1	30	13.9	Complied
Top	8.0	8	16.0	30	14.0	Complied

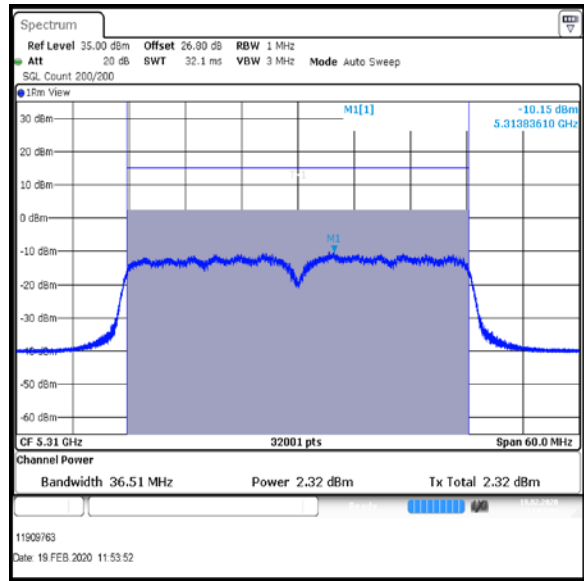
Result: Pass

Transmitter Maximum Conducted Output Power (continued)

Results: 802.11ac / HT40 / MCS7 / MIMO / Port 1+2 / PWL 13 / 8 dBi Antenna / Port 1



Bottom Channel

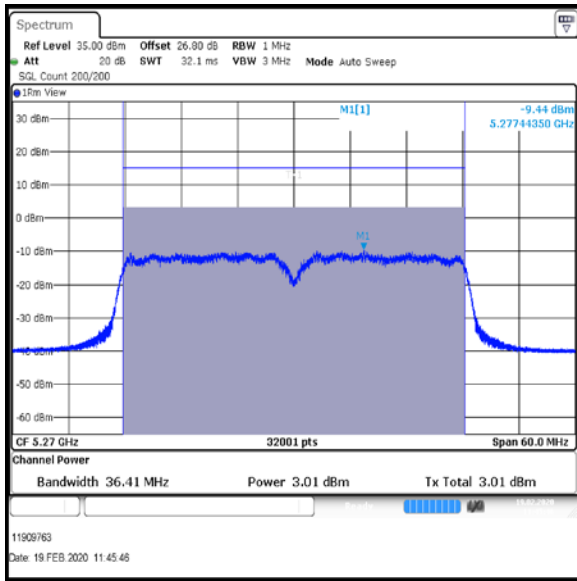


Top Channel

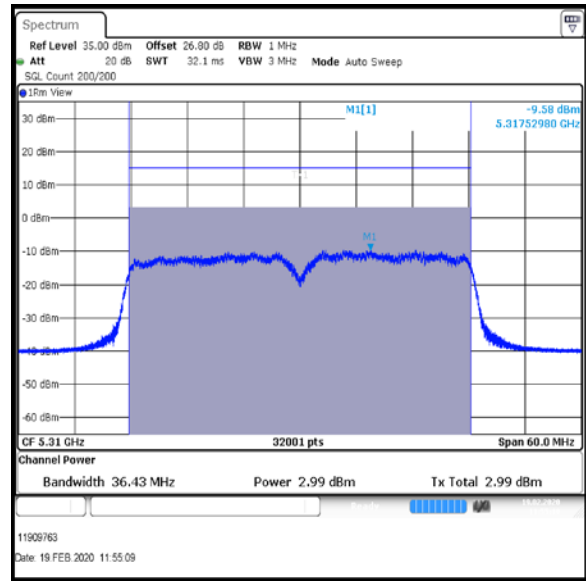
Result: **Pass**

Transmitter Maximum Conducted Output Power (continued)

Results: 802.11ac / HT40 / MCS7 / MIMO / Port 1+2 / PWL 13 / 8 dBi Antenna / Port 2



Bottom Channel



Top Channel

Result: **Pass**

Transmitter Maximum Conducted Output Power (continued)

Results: 802.11ac / HT80 / MCS5 / MIMO / Port 1+2 / PWL 13 / 8 dBi Antenna

Channel	Port 1 Conducted Power (dBm)	Duty Cycle Correction (dB)	Port 1 Corrected Conducted Power (dBm)	Port 2 Conducted Power (dBm)	Duty Cycle Correction (dB)	Port 2 Corrected Conducted Power (dBm)
Single	2.7	4.3	7.0	1.9	4.3	6.2

Channel	Corrected Conducted Power Port 1(dBm)	Corrected Conducted Power Port 2(dBm)	Port 1+2 Combined Conducted Power (dBm)	Conducted Power Limit (dBm)	Margin (dB)	Result
Single	7.0	6.2	9.6	22	12.4	Complied

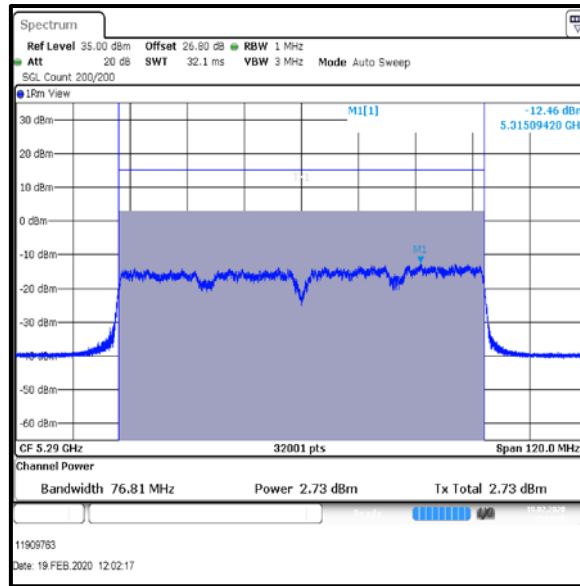
De Facto EIRP Limit Comparison

Channel	Port 1+2 Combined Conducted Power (dBm)	Directional Antenna Gain (dBi)	EIRP (dBm)	De Facto EIRP Limit (dBm)	Margin (dB)	Result
Single	9.6	8	17.6	30	12.4	Complied

Result: Pass

Transmitter Maximum Conducted Output Power (continued)

Results: 802.11ac / HT80 / MCS5 / MIMO / Port 1+2 / PWL 13 / 8 dBi Antenna / Port 1

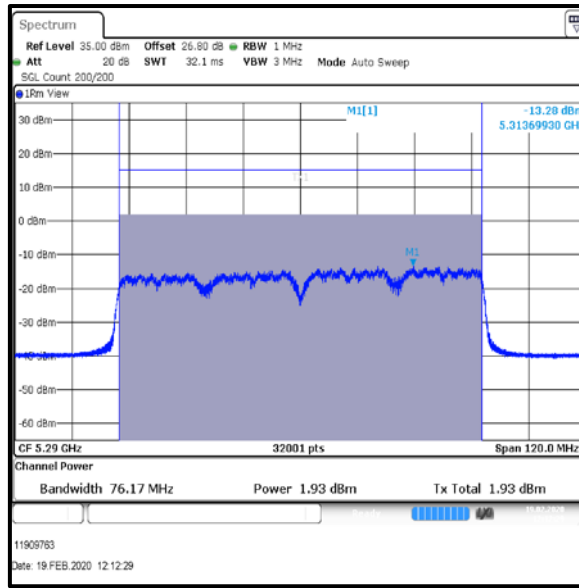


Single Channel

Result: Pass

Transmitter Maximum Conducted Output Power (continued)

Results: 802.11ac / HT80 / MCS5 / MIMO / Port 1+2 / PWL 13 / 8 dBi Antenna / Port 2



Single Channel

Result: Pass

Transmitter Maximum Conducted Output Power (continued)

Results: 802.11ac / HT80 / MCS9 / MIMO / Port 1+2 / PWL 13 / 8 dBi Antenna

Channel	Port 1 Conducted Power (dBm)	Duty Cycle Correction (dB)	Port 1 Corrected Conducted Power (dBm)	Port 2 Conducted Power (dBm)	Duty Cycle Correction (dB)	Port 2 Corrected Conducted Power (dBm)
Single	1.5	4.8	6.3	2.6	4.8	7.4

Channel	Corrected Conducted Power Port 1(dBm)	Corrected Conducted Power Port 2(dBm)	Port 1+2 Combined Conducted Power (dBm)	Conducted Power Limit (dBm)	Margin (dB)	Result
Single	6.3	7.4	9.9	22	12.1	Complied

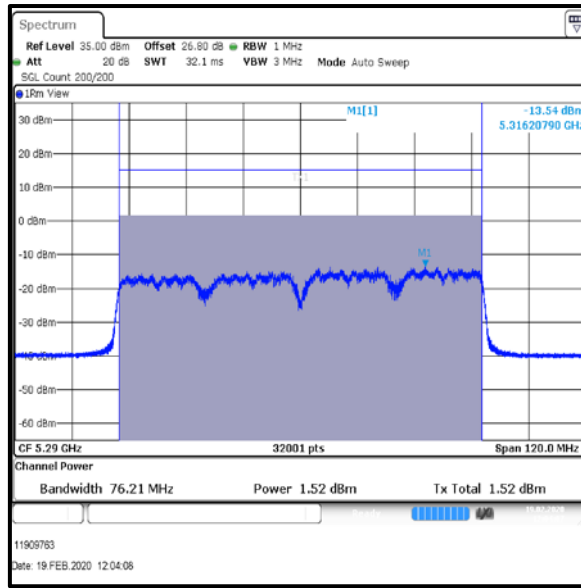
De Facto EIRP Limit Comparison

Channel	Port 1+2 Combined Conducted Power (dBm)	Directional Antenna Gain (dBi)	EIRP (dBm)	De Facto EIRP Limit (dBm)	Margin (dB)	Result
Single	9.9	8	17.9	30	12.1	Complied

Result: Pass

Transmitter Maximum Conducted Output Power (continued)

Results: 802.11ac / HT80 / MCS9 / MIMO / Port 1+2 / PWL 13 / 8 dBi Antenna / Port 1

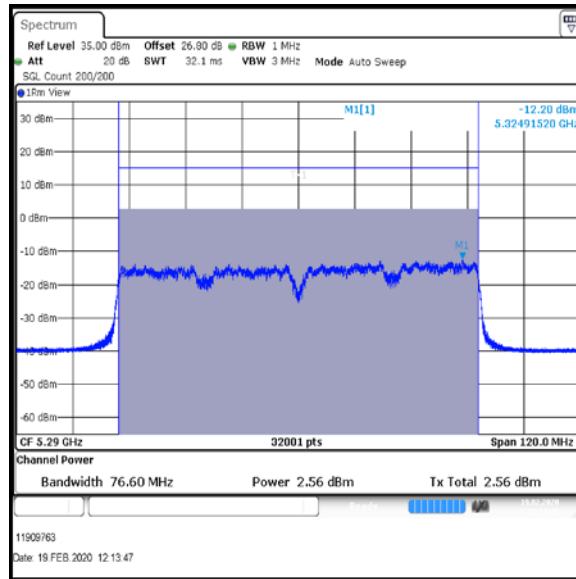


Single Channel

Result: Pass

Transmitter Maximum Conducted Output Power (continued)

Results: 802.11ac / HT80 / MCS9 / MIMO / Port 1+2 / PWL 13 / 8 dBi Antenna / Port 2



Single Channel

Result: **Pass**

Transmitter Maximum Conducted Output Power (continued)

Results: 802.11a / 20 MHz / 12Mbit / MIMO / Port 1+2+3 / PWL 17 / 8 dBi Antenna

Channel	Port 1 Conducted Power (dBm)	Duty Cycle Correction (dB)	Port 1 Corrected Conducted Power (dBm)	Port 2 Conducted Power (dBm)	Duty Cycle Correction (dB)	Port 2 Corrected Conducted Power (dBm)
Bottom	8.8	0.6	9.4	8.9	0.6	9.5
Middle	8.9	0.6	9.5	9.1	0.6	9.7
Top-1	8.9	0.6	9.5	9.1	0.6	9.7

Channel	Port 3 Conducted Power (dBm)	Duty Cycle Correction (dB)	Port 3 Corrected Conducted Power (dBm)
Bottom	8.7	0.6	9.3
Middle	9.0	0.6	9.6
Top-1	9.0	0.6	9.6

Channel	Corrected Conducted Power Port 1(dBm)	Corrected Conducted Power Port 2(dBm)	Corrected Conducted Power Port 3(dBm)	Port 1+2+3 Combined Conducted Power (dBm)
Bottom	9.4	9.5	9.3	14.2
Middle	9.5	9.7	9.6	14.4
Top-1	9.5	9.7	9.6	14.4

Channel	Port 1+2+3 Combined Conducted Power (dBm)	Conducted Power Limit (dBm)	Margin (dB)	Result
Bottom	14.2	21.8	7.6	Complied
Middle	14.4	21.8	7.4	Complied
Top-1	14.4	21.8	7.4	Complied

Transmitter Maximum Conducted Output Power (continued)

Results: 802.11a / 20 MHz / 12Mbit / MIMO / Port 1+2+3 / PWL 17 / 8 dBi Antenna

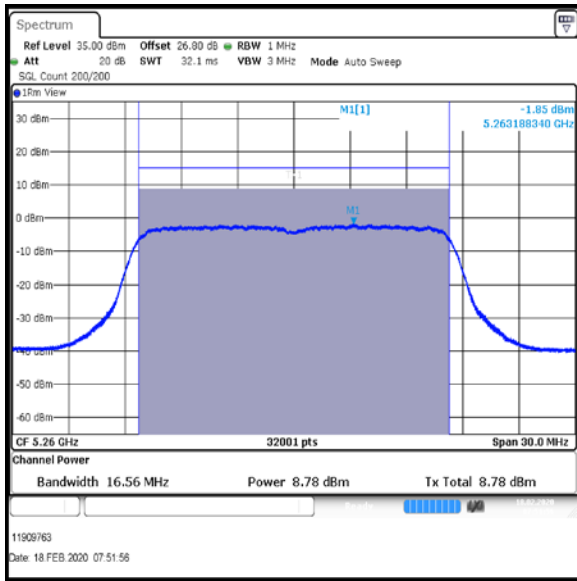
De Facto EIRP Limit Comparison

Channel	Port 1+2+3 Combined Conducted Power (dBm)	Directional Antenna Gain (dBi)	EIRP (dBm)	De Facto EIRP Limit (dBm)	Margin (dB)	Result
Bottom	14.2	8	22.2	29.8	7.6	Complied
Middle	14.4	8	22.4	29.8	7.4	Complied
Top-1	14.4	8	22.4	29.9	7.5	Complied

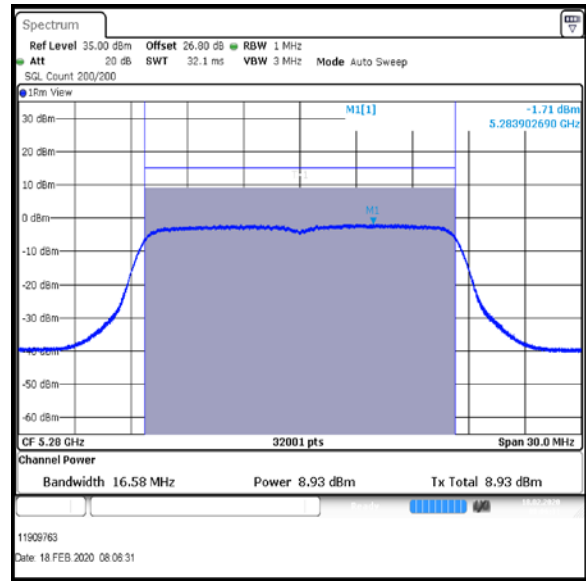
Result: Pass

Transmitter Maximum Conducted Output Power (continued)

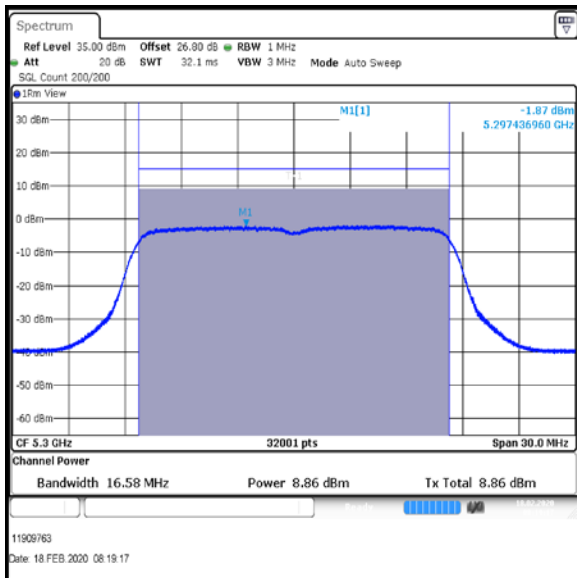
Results: 802.11a / 20 MHz / 12Mbit / MIMO / Port 1+2+3 / PWL 17 / 8 dBi Antenna / Port 1



Bottom Channel



Middle Channel

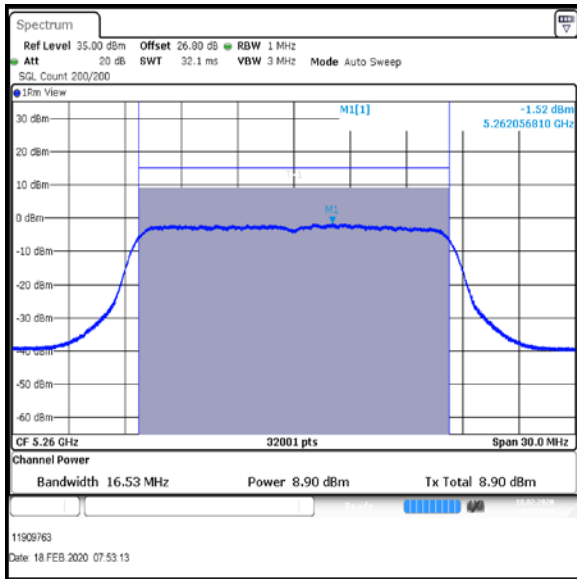


Top-1 Channel

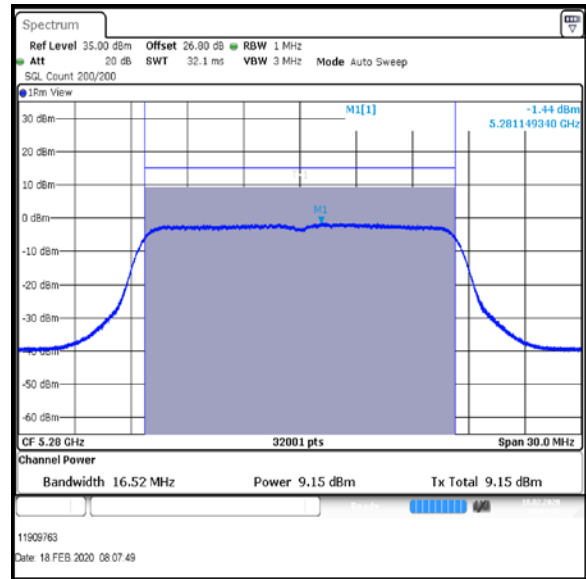
Result: **Pass**

Transmitter Maximum Conducted Output Power (continued)

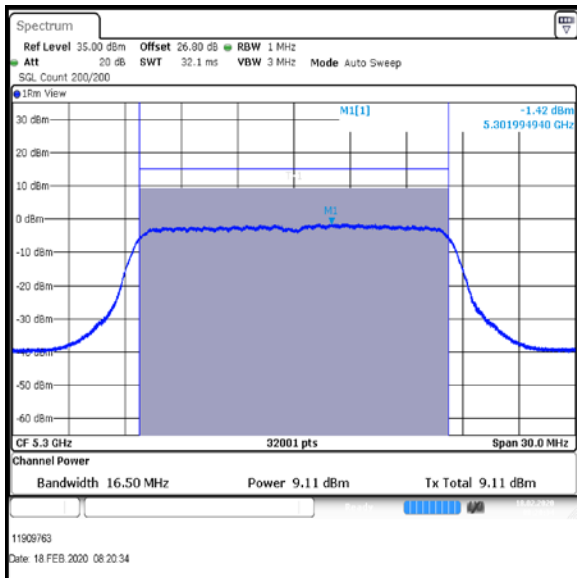
Results: 802.11a / 20 MHz / 12Mbit / MIMO / Port 1+2+3 / PWL 17 / 8 dBi Antenna / Port 2



Bottom Channel



Middle Channel

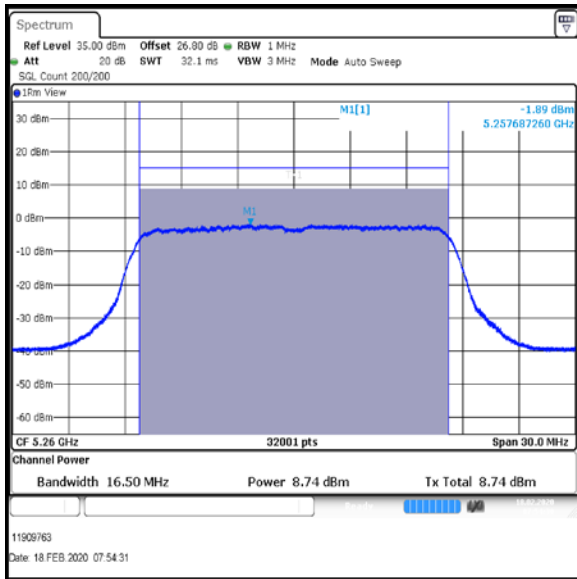


Top-1 Channel

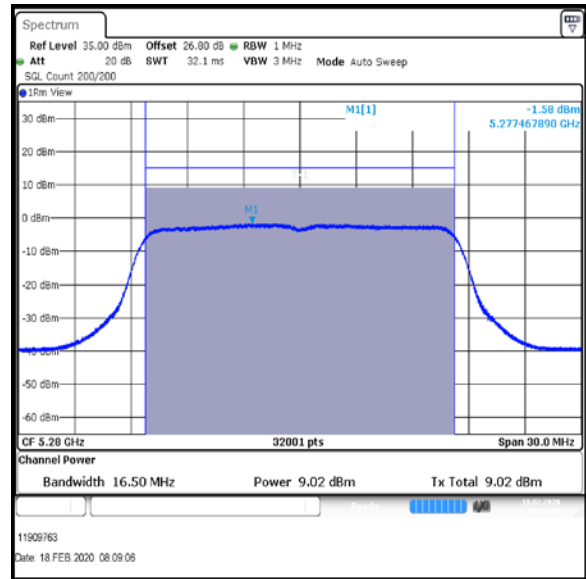
Result: Pass

Transmitter Maximum Conducted Output Power (continued)

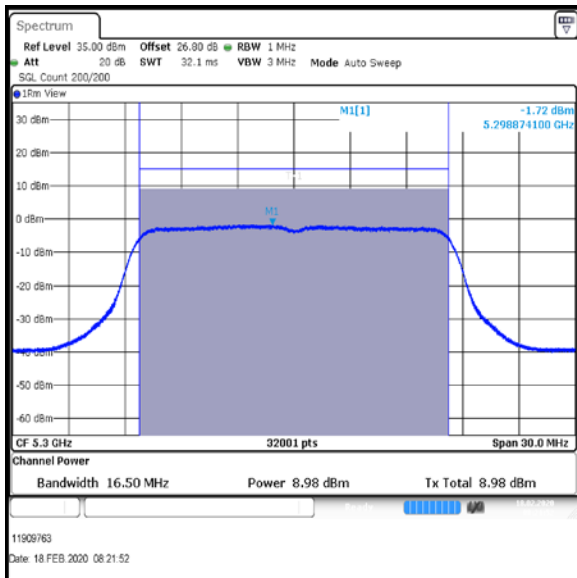
Results: 802.11a / 20 MHz / 12Mbit / MIMO / Port 1+2+3 / PWL 17 / 8 dBi Antenna / Port 3



Bottom Channel



Middle Channel



Top-1 Channel

Result: **Pass**

Transmitter Maximum Conducted Output Power (continued)

Results: 802.11a / 20 MHz / 12Mbit / MIMO / Port 1+2+3 / PWL 14 / 8 dBi Antenna

Channel	Port 1 Conducted Power (dBm)	Duty Cycle Correction (dB)	Port 1 Corrected Conducted Power (dBm)	Port 2 Conducted Power (dBm)	Duty Cycle Correction (dB)	Port 2 Corrected Conducted Power (dBm)
Top	6.8	0.6	7.4	7.1	0.6	7.7

Channel	Port 3 Conducted Power (dBm)	Duty Cycle Correction (dB)	Port 3 Corrected Conducted Power (dBm)
Top	5.9	0.6	6.5

Channel	Corrected Conducted Power Port 1(dBm)	Corrected Conducted Power Port 2(dBm)	Corrected Conducted Power Port 3(dBm)	Port 1+2+3 Combined Conducted Power (dBm)
Top	7.4	7.7	6.5	12.0

Channel	Port 1+2+3 Combined Conducted Power (dBm)	Conducted Power Limit (dBm)	Margin (dB)	Result
Top	12.0	21.9	9.9	Complied

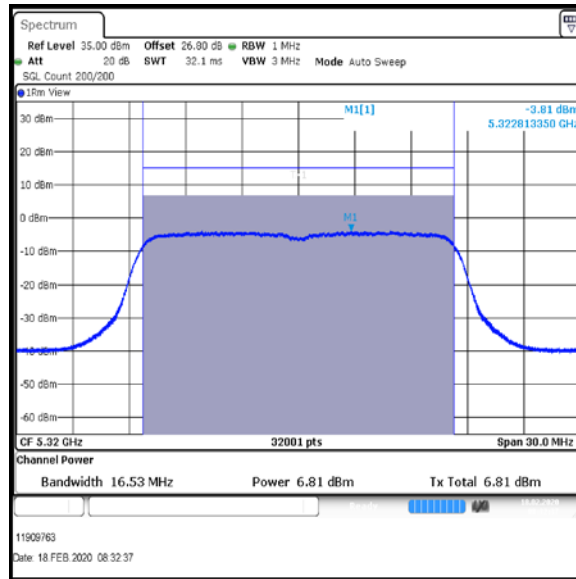
De Facto EIRP Limit Comparison

Channel	Port 1+2+3 Combined Conducted Power (dBm)	Directional Antenna Gain (dBi)	EIRP (dBm)	De Facto EIRP Limit (dBm)	Margin (dB)	Result
Top	12.0	8	20.0	29.9	9.9	Complied

Result: **Pass**

Transmitter Maximum Conducted Output Power (continued)

Results: 802.11a / 20 MHz / 12Mbit / MIMO / Port 1+2+3 / PWL 14 / 8 dBi Antenna / Port 1

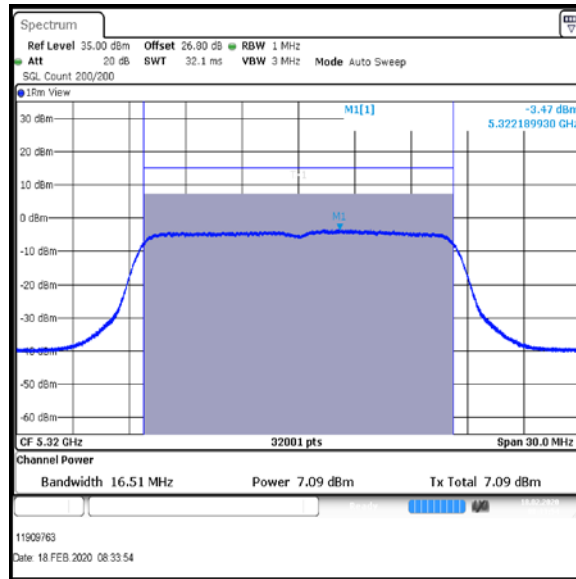


Top Channel

Result: **Pass**

Transmitter Maximum Conducted Output Power (continued)

Results: 802.11a / 20 MHz / 12Mbit / MIMO / Port 1+2+3 / PWL 14 / 8 dBi Antenna / Port 2

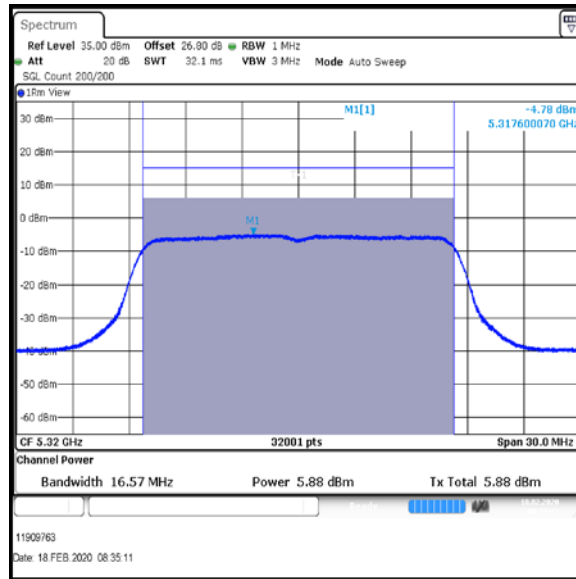


Top Channel

Result: **Pass**

Transmitter Maximum Conducted Output Power (continued)

Results: 802.11a / 20 MHz / 12Mbit / MIMO / Port 1+2+3 / PWL 14 / 8 dBi Antenna / Port 3



Top Channel

Result: **Pass**

Transmitter Maximum Conducted Output Power (continued)

Results: 802.11a / 20 MHz / 9Mbit / MIMO / Port 1+2+3 / PWL 17 / 8 dBi Antenna

Channel	Port 1 Conducted Power (dBm)	Duty Cycle Correction (dB)	Port 1 Corrected Conducted Power (dBm)	Port 2 Conducted Power (dBm)	Duty Cycle Correction (dB)	Port 2 Corrected Conducted Power (dBm)
Bottom	9.4	0.4	9.8	9.6	0.4	10.0
Middle	9.6	0.4	10.0	9.7	0.4	10.1
Top-1	9.4	0.4	9.8	9.7	0.4	10.1

Channel	Port 3 Conducted Power (dBm)	Duty Cycle Correction (dB)	Port 3 Corrected Conducted Power (dBm)
Bottom	9.5	0.4	9.9
Middle	9.7	0.4	10.1
Top-1	9.6	0.4	10.0

Channel	Corrected Conducted Power Port 1(dBm)	Corrected Conducted Power Port 2(dBm)	Corrected Conducted Power Port 3(dBm)	Port 1+2+3 Combined Conducted Power (dBm)
Bottom	9.8	10.0	9.9	14.7
Middle	10.0	10.1	10.1	14.8
Top-1	9.8	10.1	10.0	14.7

Channel	Port 1+2+3 Combined Conducted Power (dBm)	Conducted Power Limit (dBm)	Margin (dB)	Result
Bottom	14.7	21.8	7.1	Complied
Middle	14.8	21.8	7.0	Complied
Top-1	14.7	21.8	7.1	Complied

Transmitter Maximum Conducted Output Power (continued)

Results: 802.11a / 20 MHz / 9Mbit / MIMO / Port 1+2+3 / PWL 17 / 8 dBi Antenna

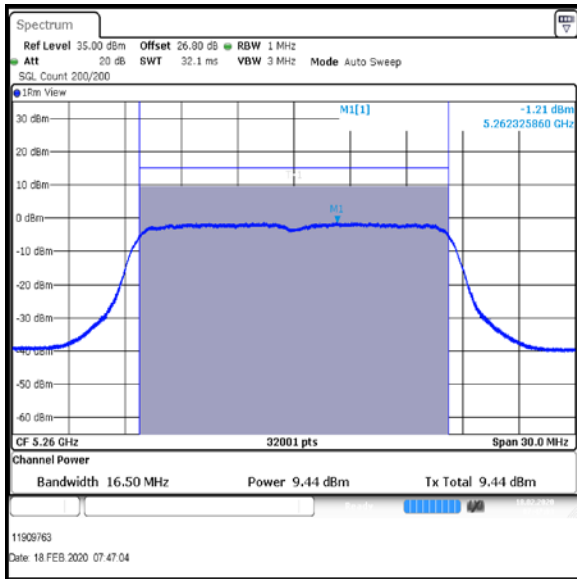
De Facto EIRP Limit Comparison

Channel	Port 1+2+3 Combined Conducted Power (dBm)	Directional Antenna Gain (dBi)	EIRP (dBm)	De Facto EIRP Limit (dBm)	Margin (dB)	Result
Bottom	14.7	8	22.7	29.8	7.1	Complied
Middle	14.8	8	22.8	29.8	7.0	Complied
Top-1	14.7	8	22.7	29.8	7.1	Complied

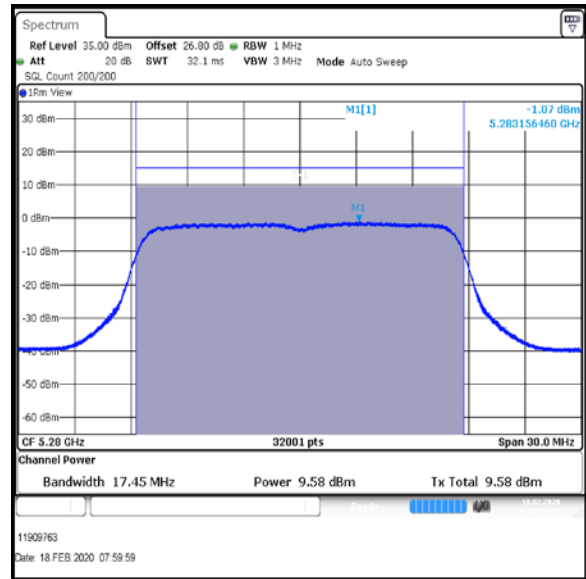
Result: Pass

Transmitter Maximum Conducted Output Power (continued)

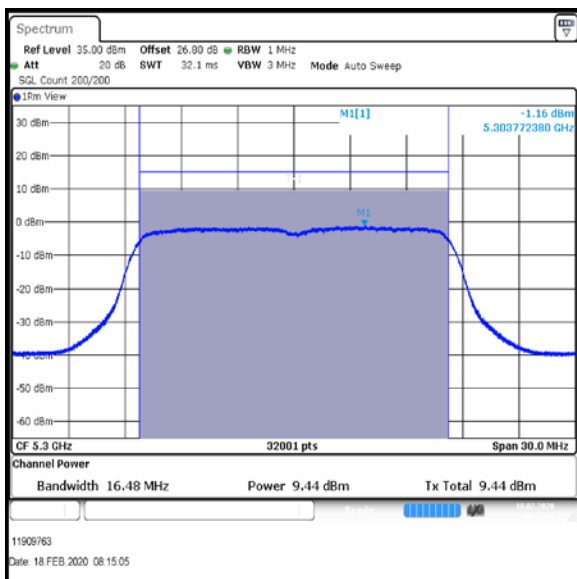
Results: 802.11a / 20 MHz / 9Mbit / MIMO / Port 1+2+3 / PWL 17 / 8 dBi Antenna / Port 1



Bottom Channel



Middle Channel

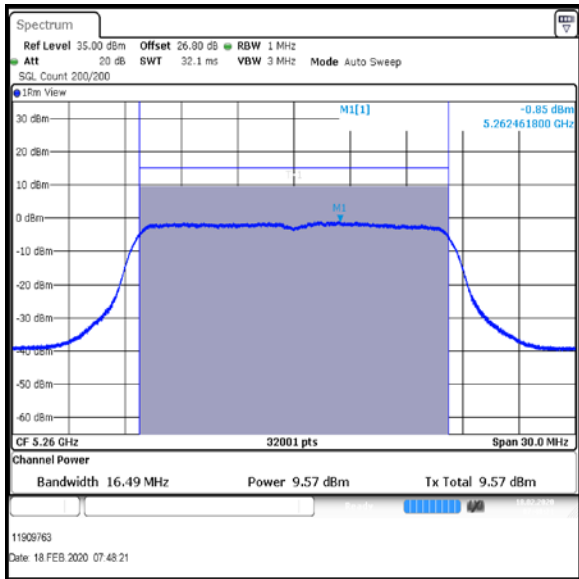


Top-1 Channel

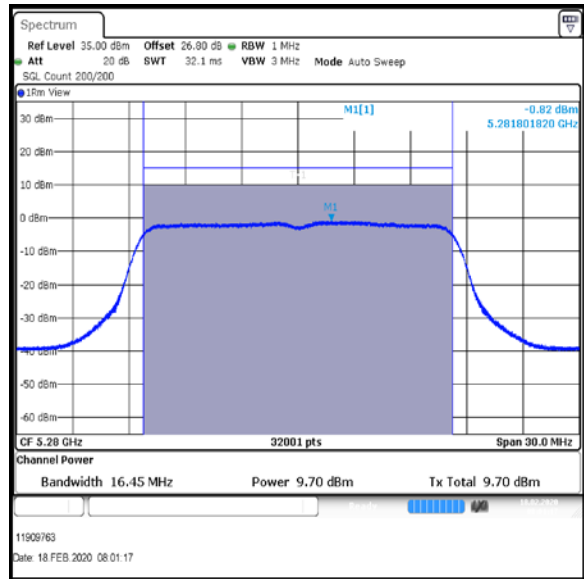
Result: **Pass**

Transmitter Maximum Conducted Output Power (continued)

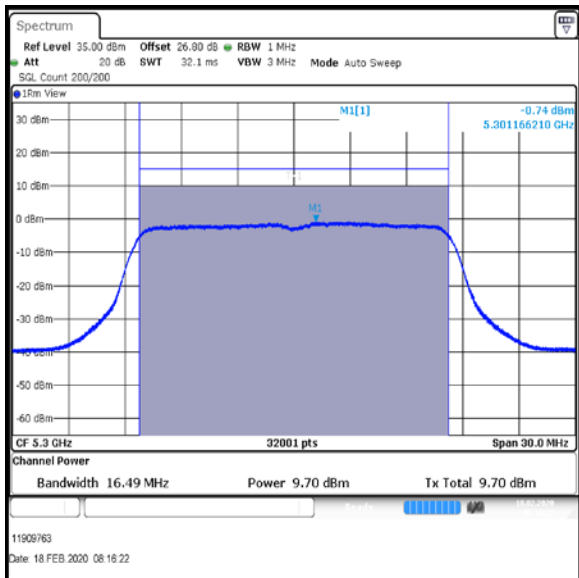
Results: 802.11a / 20 MHz / 9Mbit / MIMO / Port 1+2+3 / PWL 17 / 8 dBi Antenna / Port 2



Bottom Channel



Middle Channel

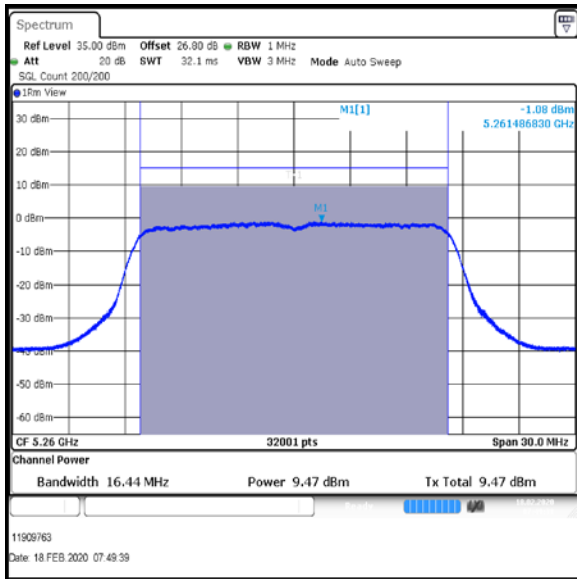


Top-1 Channel

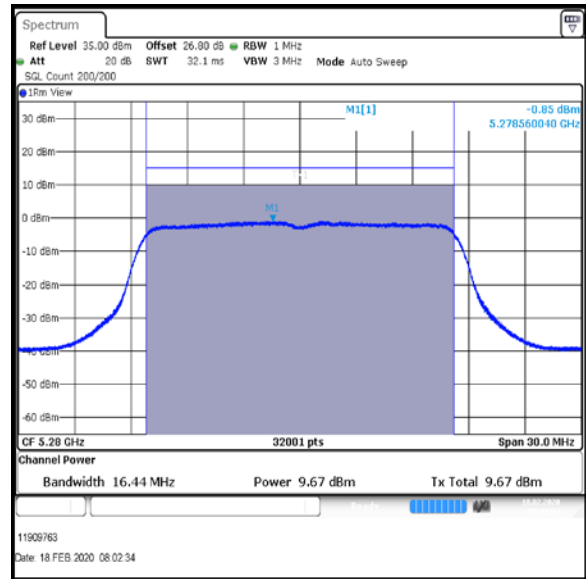
Result: Pass

Transmitter Maximum Conducted Output Power (continued)

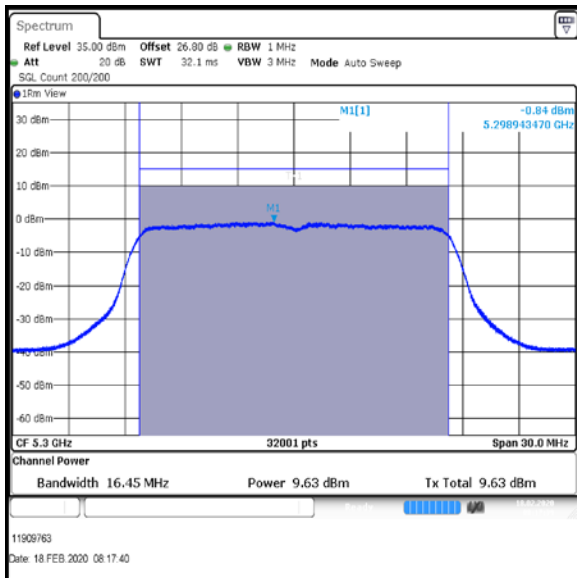
Results: 802.11a / 20 MHz / 9Mbit / MIMO / Port 1+2+3 / PWL 17 / 8 dBi Antenna / Port 3



Bottom Channel



Middle Channel



Top-1 Channel

Result: Pass

Transmitter Maximum Conducted Output Power (continued)

Results: 802.11a / 20 MHz / 9Mbit / MIMO / Port 1+2+3 / PWL 14 / 8 dBi Antenna

Channel	Port 1 Conducted Power (dBm)	Duty Cycle Correction (dB)	Port 1 Corrected Conducted Power (dBm)	Port 2 Conducted Power (dBm)	Duty Cycle Correction (dB)	Port 2 Corrected Conducted Power (dBm)
Top	7.8	0.4	8.2	7.4	0.4	7.8

Channel	Port 3 Conducted Power (dBm)	Duty Cycle Correction (dB)	Port 3 Corrected Conducted Power (dBm)
Top	6.6	0.4	7.0

Channel	Corrected Conducted Power Port 1(dBm)	Corrected Conducted Power Port 2(dBm)	Corrected Conducted Power Port 3(dBm)	Port 1+2+3 Combined Conducted Power (dBm)
Top	8.2	7.8	7.0	12.5

Channel	Port 1+2+3 Combined Conducted Power (dBm)	Conducted Power Limit (dBm)	Margin (dB)	Result
Top	12.5	21.8	9.3	Complied

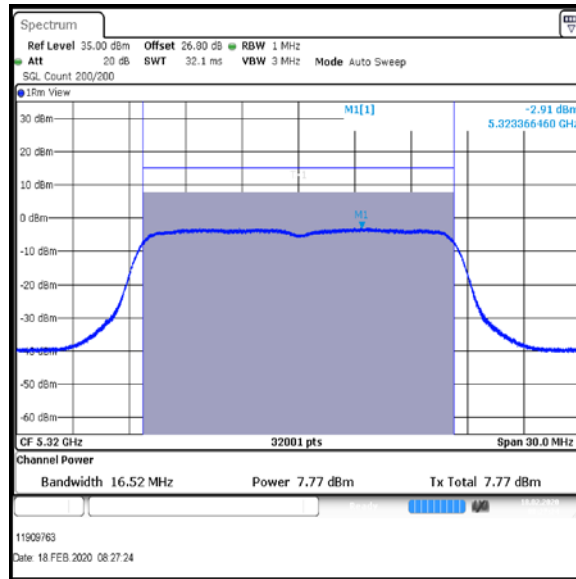
De Facto EIRP Limit Comparison

Channel	Port 1+2+3 Combined Conducted Power (dBm)	Directional Antenna Gain (dBi)	EIRP (dBm)	De Facto EIRP Limit (dBm)	Margin (dB)	Result
Top	12.5	8	20.5	29.8	9.3	Complied

Result: **Pass**

Transmitter Maximum Conducted Output Power (continued)

Results: 802.11a / 20 MHz / 9Mbit / MIMO / Port 1+2+3 / PWL 14 / 8 dBi Antenna / Port 1

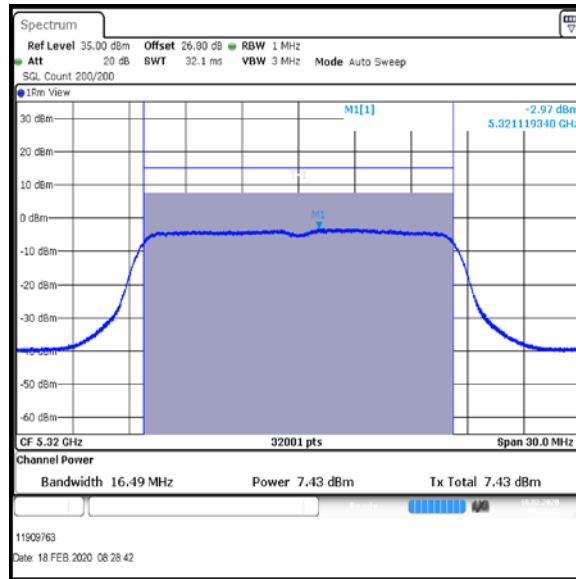


Top Channel

Result: **Pass**

Transmitter Maximum Conducted Output Power (continued)

Results: 802.11a / 20 MHz / 9Mbit / MIMO / Port 1+2+3 / PWL 14 / 8 dBi Antenna / Port 2

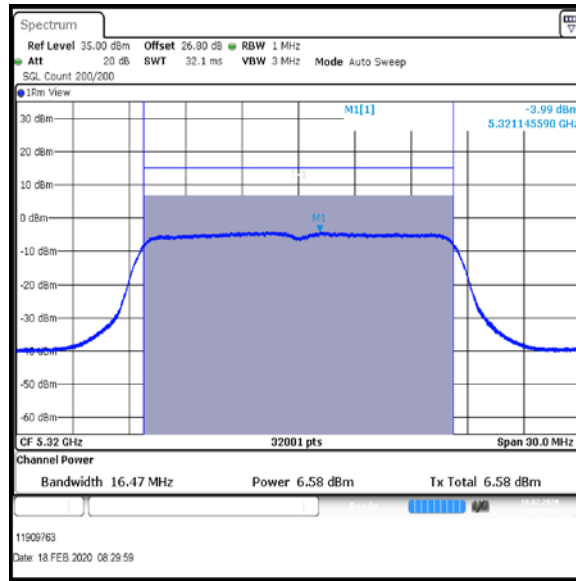


Top Channel

Result: **Pass**

Transmitter Maximum Conducted Output Power (continued)

Results: 802.11a / 20 MHz / 9Mbit / MIMO / Port 1+2+3 / PWL 14 / 8 dBi Antenna / Port 3



Top Channel

Result: **Pass**

Transmitter Maximum Conducted Output Power (continued)

Results: 802.11n / HT20 / MCS3 / MIMO / Port 1+2+3 / PWL 17 / 8 dBi Antenna

Channel	Port 1 Conducted Power (dBm)	Duty Cycle Correction (dB)	Port 1 Corrected Conducted Power (dBm)	Port 2 Conducted Power (dBm)	Duty Cycle Correction (dB)	Port 2 Corrected Conducted Power (dBm)
Bottom	8.5	1.0	9.5	8.8	1.0	9.8
Middle	8.5	1.0	9.5	8.7	1.0	9.7
Top-1	7.8	1.0	8.8	8.1	1.0	9.1

Channel	Port 3 Conducted Power (dBm)	Duty Cycle Correction (dB)	Port 3 Corrected Conducted Power (dBm)
Bottom	8.6	1.0	9.6
Middle	8.6	1.0	9.6
Top-1	8.0	1.0	9.0

Channel	Corrected Conducted Power Port 1(dBm)	Corrected Conducted Power Port 2(dBm)	Corrected Conducted Power Port 3(dBm)	Port 1+2+3 Combined Conducted Power (dBm)
Bottom	9.5	9.8	9.6	14.4
Middle	9.5	9.7	9.6	14.4
Top-1	8.8	9.1	9.0	13.7

Channel	Port 1+2+3 Combined Conducted Power (dBm)	Conducted Power Limit (dBm)	Margin (dB)	Result
Bottom	14.4	22.0	7.6	Complied
Middle	14.4	22.0	7.6	Complied
Top-1	13.7	22.0	8.3	Complied

Transmitter Maximum Conducted Output Power (continued)

Results: 802.11n / HT20 / MCS3 / MIMO / Port 1+2+3 / PWL 17 / 8 dBi Antenna

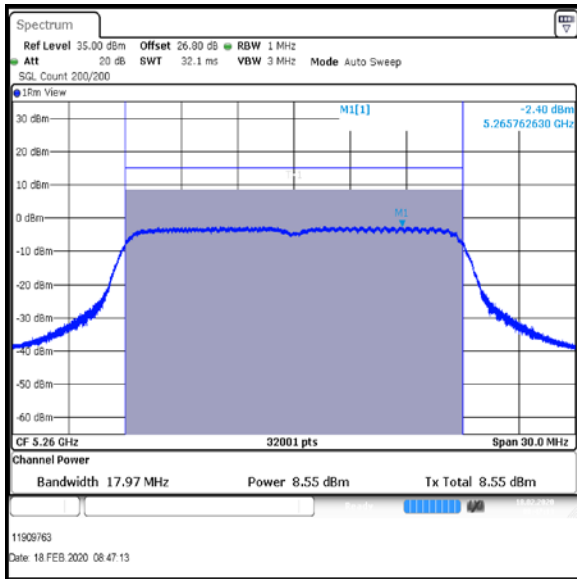
De Facto EIRP Limit Comparison

Channel	Port 1+2+3 Combined Conducted Power (dBm)	Directional Antenna Gain (dBi)	EIRP (dBm)	De Facto EIRP Limit (dBm)	Margin (dB)	Result
Bottom	14.4	8	22.4	30.0	7.6	Complied
Middle	14.4	8	22.4	30.0	7.6	Complied
Top-1	13.7	8	21.7	30.0	8.3	Complied

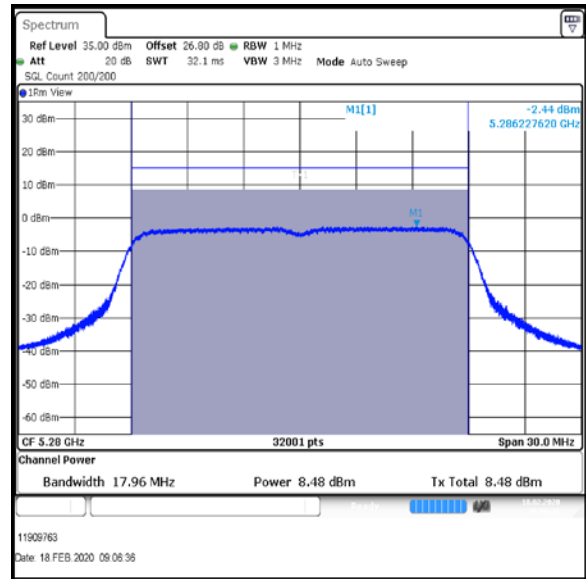
Result: Pass

Transmitter Maximum Conducted Output Power (continued)

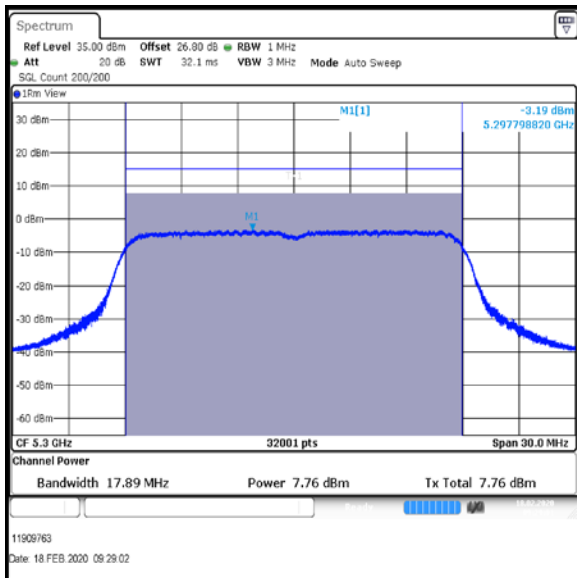
Results: 802.11n / HT20 / MCS3 / MIMO / Port 1+2+3 / PWL 17 / 8 dBi Antenna / Port 1



Bottom Channel



Middle Channel

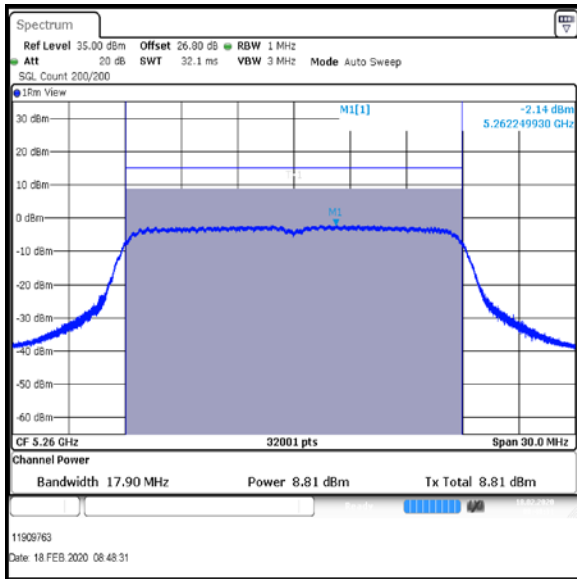


Top-1 Channel

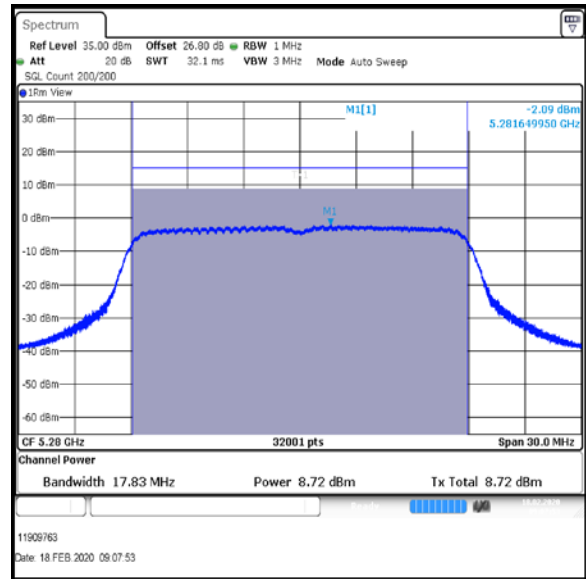
Result: Pass

Transmitter Maximum Conducted Output Power (continued)

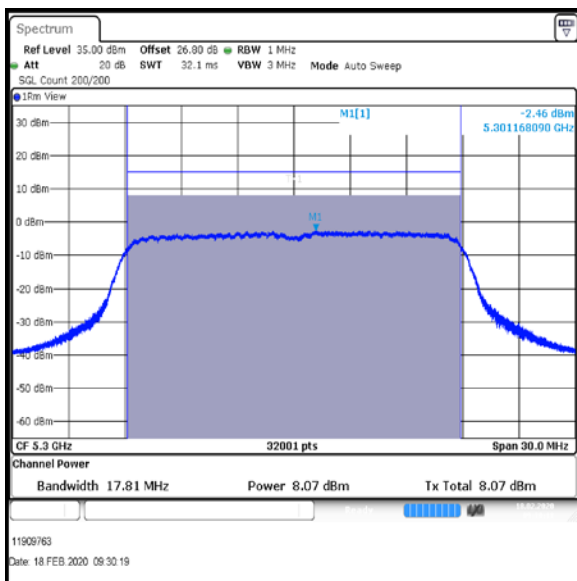
Results: 802.11n / HT20 / MCS3 / MIMO / Port 1+2+3 / PWL 17 / 8 dBi Antenna / Port 2



Bottom Channel



Middle Channel

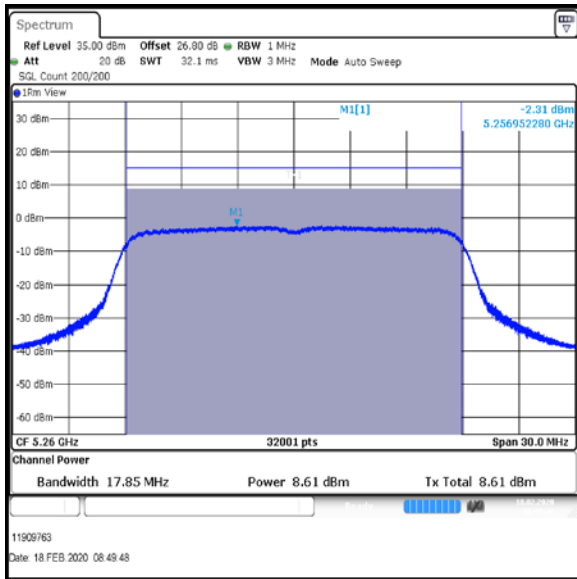


Top-1 Channel

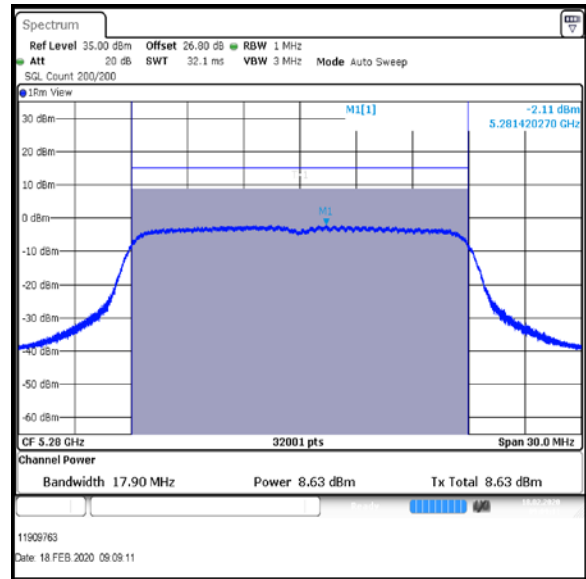
Result: Pass

Transmitter Maximum Conducted Output Power (continued)

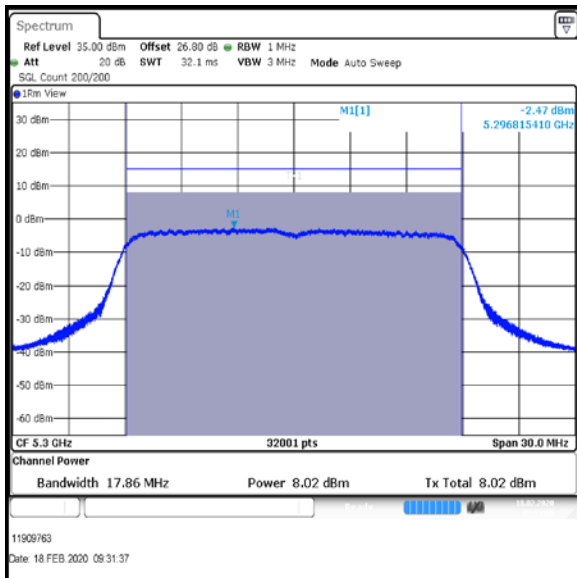
Results: 802.11n / HT20 / MCS3 / MIMO / Port 1+2+3 / PWL 17 / 8 dBi Antenna / Port 3



Bottom Channel



Middle Channel



Top-1 Channel

Result: Pass

Transmitter Maximum Conducted Output Power (continued)

Results: 802.11n / HT20 / MCS3 / MIMO / Port 1+2+3 / PWL 14 / 8 dBi Antenna

Channel	Port 1 Conducted Power (dBm)	Duty Cycle Correction (dB)	Port 1 Corrected Conducted Power (dBm)	Port 2 Conducted Power (dBm)	Duty Cycle Correction (dB)	Port 2 Corrected Conducted Power (dBm)
Top	6.6	1.0	7.6	7.0	1.0	8.0

Channel	Port 3 Conducted Power (dBm)	Duty Cycle Correction (dB)	Port 3 Corrected Conducted Power (dBm)
Top	5.6	1.0	6.6

Channel	Corrected Conducted Power Port 1(dBm)	Corrected Conducted Power Port 2(dBm)	Corrected Conducted Power Port 3(dBm)	Port 1+2+3 Combined Conducted Power (dBm)
Top	7.6	8.0	6.6	12.2

Channel	Port 1+2+3 Combined Conducted Power (dBm)	Conducted Power Limit (dBm)	Margin (dB)	Result
Top	12.2	22.0	9.8	Complied

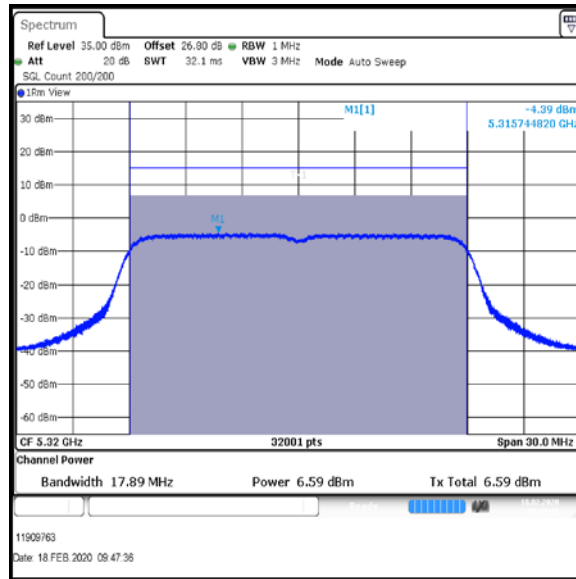
De Facto EIRP Limit Comparison

Channel	Port 1+2+3 Combined Conducted Power (dBm)	Directional Antenna Gain (dBi)	EIRP (dBm)	De Facto EIRP Limit (dBm)	Margin (dB)	Result
Top	12.2	8	20.2	30.0	9.8	Complied

Result: **Pass**

Transmitter Maximum Conducted Output Power (continued)

Results: 802.11n / HT20 / MCS3 / MIMO / Port 1+2+3 / PWL 14 / 8 dBi Antenna / Port 1

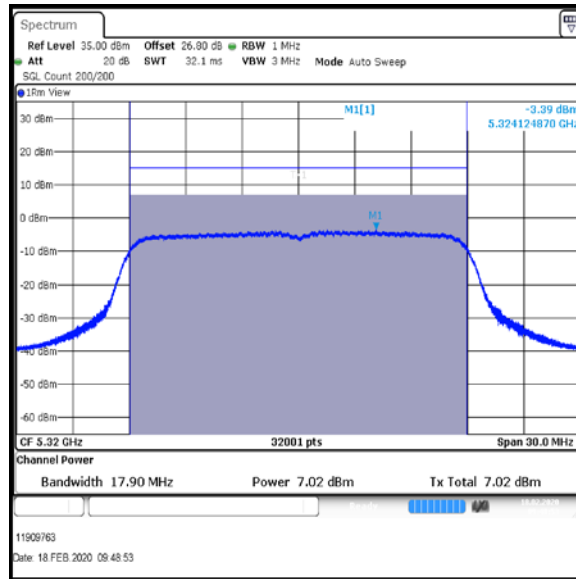


Top Channel

Result: **Pass**

Transmitter Maximum Conducted Output Power (continued)

Results: 802.11n / HT20 / MCS3 / MIMO / Port 1+2+3 / PWL 14 / 8 dBi Antenna / Port 2

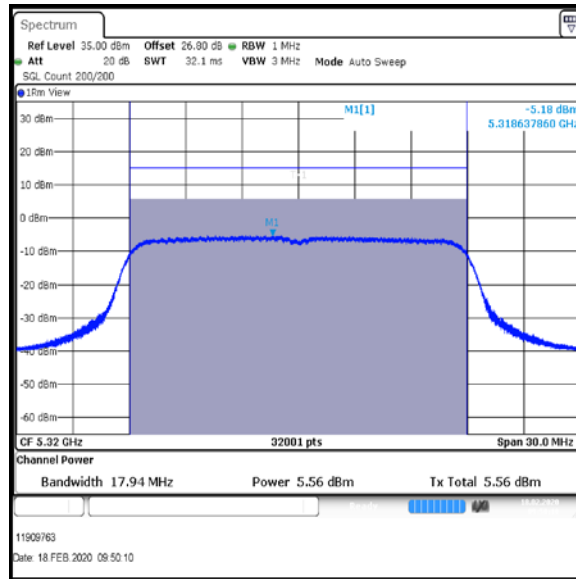


Top Channel

Result: **Pass**

Transmitter Maximum Conducted Output Power (continued)

Results: 802.11n / HT20 / MCS3 / MIMO / Port 1+2+3 / PWL 14 / 8 dBi Antenna / Port 3



Top Channel

Result: **Pass**

Transmitter Maximum Conducted Output Power (continued)

Results: 802.11n / HT20 / MCS7 / MIMO / Port 1+2+3 / PWL 17 / 8 dBi Antenna

Channel	Port 1 Conducted Power (dBm)	Duty Cycle Correction (dB)	Port 1 Corrected Conducted Power (dBm)	Port 2 Conducted Power (dBm)	Duty Cycle Correction (dB)	Port 2 Corrected Conducted Power (dBm)
Bottom	7.4	1.8	9.2	7.6	1.8	9.4
Middle	7.3	1.8	9.1	7.6	1.8	9.4
Top-1	6.2	1.8	8.0	6.5	1.8	8.3

Channel	Port 3 Conducted Power (dBm)	Duty Cycle Correction (dB)	Port 3 Corrected Conducted Power (dBm)
Bottom	7.5	1.8	9.3
Middle	7.5	1.8	9.3
Top-1	6.5	1.8	8.3

Channel	Corrected Conducted Power Port 1(dBm)	Corrected Conducted Power Port 2(dBm)	Corrected Conducted Power Port 3(dBm)	Port 1+2+3 Combined Conducted Power (dBm)
Bottom	9.2	9.4	9.3	14.1
Middle	9.1	9.4	9.3	14.0
Top-1	8.0	8.3	8.3	13.0

Channel	Port 1+2+3 Combined Conducted Power (dBm)	Conducted Power Limit (dBm)	Margin (dB)	Result
Bottom	14.1	22.0	7.9	Complied
Middle	14.0	22.0	8.0	Complied
Top-1	13.0	22.0	9.0	Complied

Transmitter Maximum Conducted Output Power (continued)

Results: 802.11n / HT20 / MCS7 / MIMO / Port 1+2+3 / PWL 17 / 8 dBi Antenna

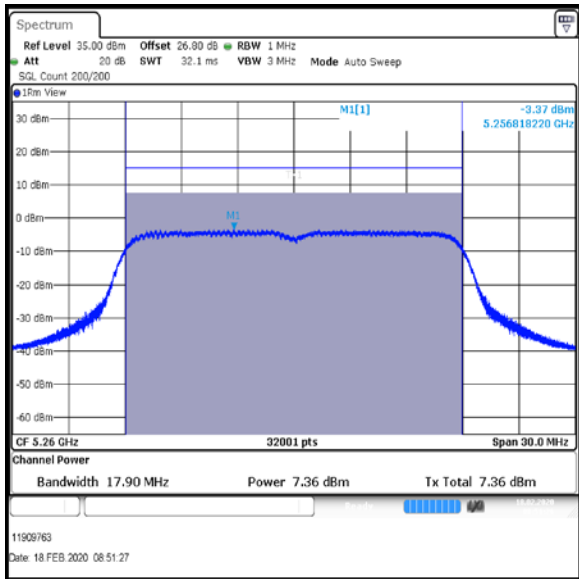
De Facto EIRP Limit Comparison

Channel	Port 1+2+3 Combined Conducted Power (dBm)	Directional Antenna Gain (dBi)	EIRP (dBm)	De Facto EIRP Limit (dBm)	Margin (dB)	Result
Bottom	14.1	8	22.1	30.0	7.9	Complied
Middle	14.0	8	22.0	30.0	8.0	Complied
Top-1	13.0	8	21.0	30.0	9.0	Complied

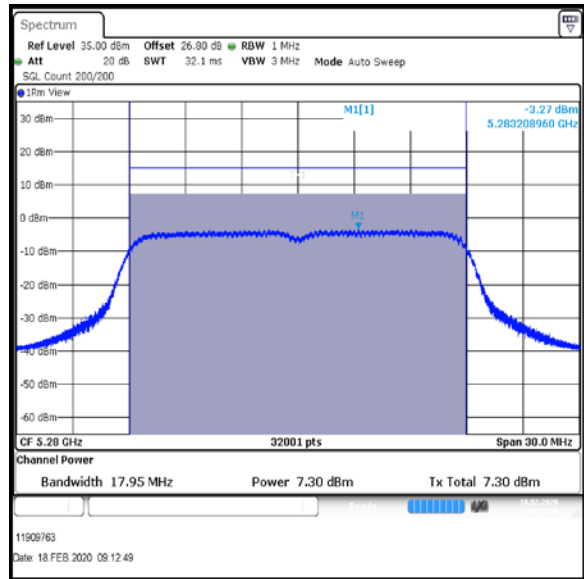
Result: Pass

Transmitter Maximum Conducted Output Power (continued)

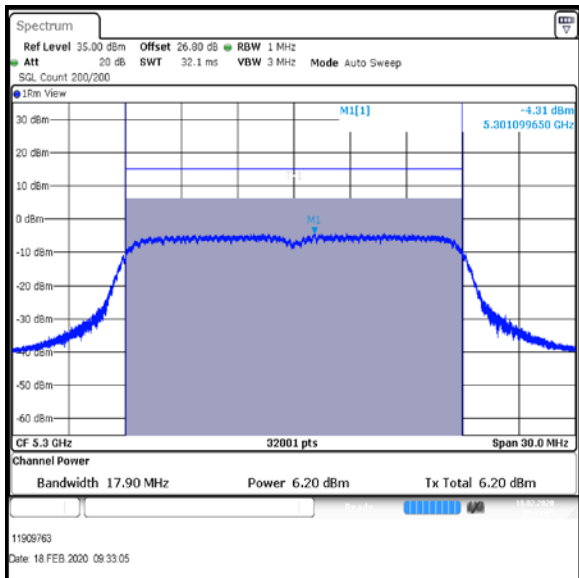
Results: 802.11n / HT20 / MCS7 / MIMO / Port 1+2+3 / PWL 17 / 8 dBi Antenna / Port 1



Bottom Channel



Middle Channel

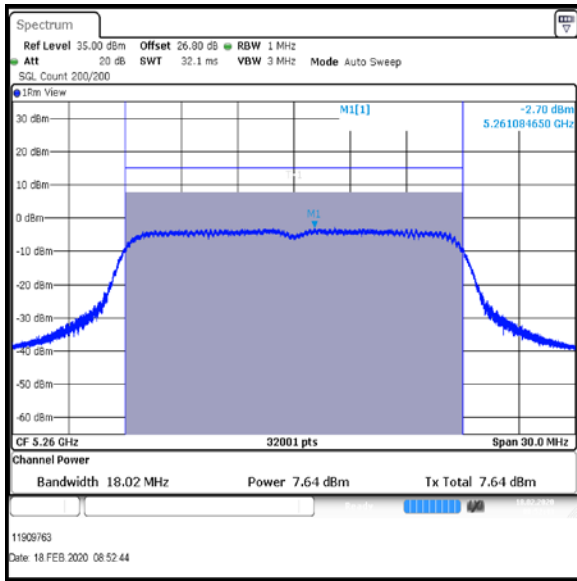


Top-1 Channel

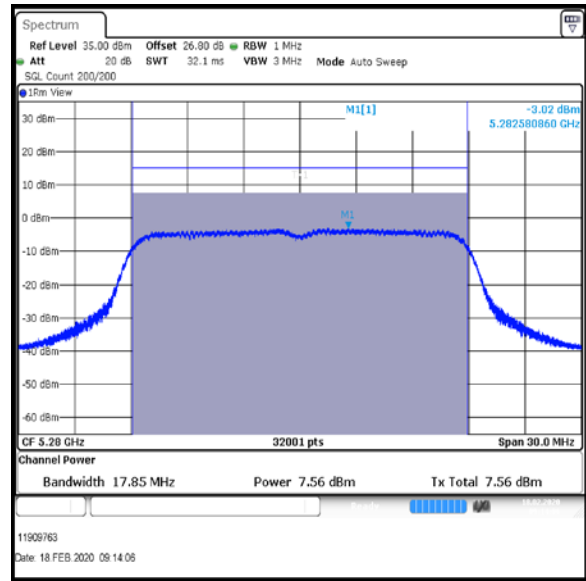
Result: Pass

Transmitter Maximum Conducted Output Power (continued)

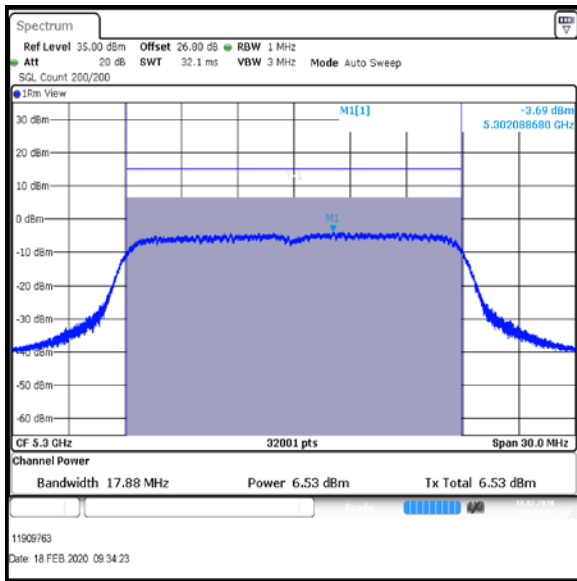
Results: 802.11n / HT20 / MCS7 / MIMO / Port 1+2+3 / PWL 17 / 8 dBi Antenna / Port 2



Bottom Channel



Middle Channel

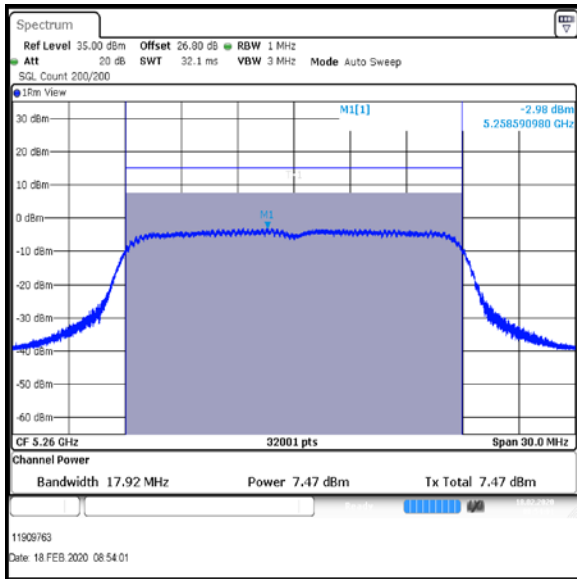


Top-1 Channel

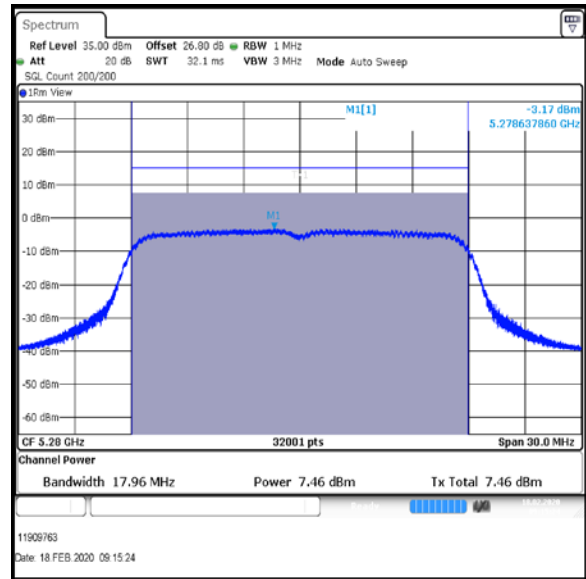
Result: Pass

Transmitter Maximum Conducted Output Power (continued)

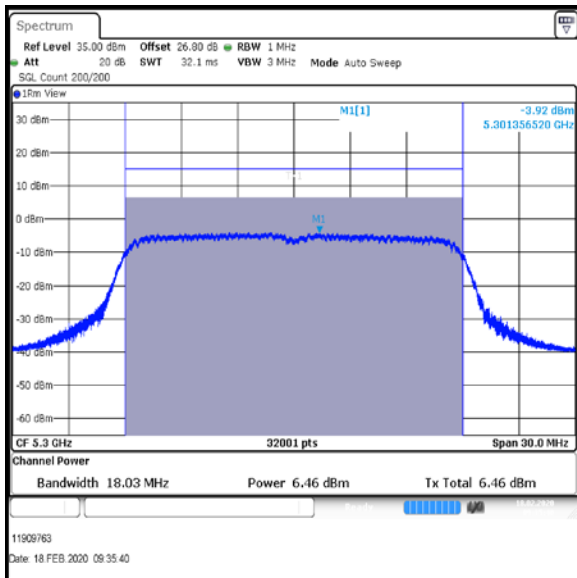
Results: 802.11n / HT20 / MCS7 / MIMO / Port 1+2+3 / PWL 17 / 8 dBi Antenna / Port 3



Bottom Channel



Middle Channel



Top-1 Channel

Result: **Pass**

Transmitter Maximum Conducted Output Power (continued)

Results: 802.11n / HT20 / MCS7 / MIMO / Port 1+2+3 / PWL 14 / 8 dBi Antenna

Channel	Port 1 Conducted Power (dBm)	Duty Cycle Correction (dB)	Port 1 Corrected Conducted Power (dBm)	Port 2 Conducted Power (dBm)	Duty Cycle Correction (dB)	Port 2 Corrected Conducted Power (dBm)
Top	5.4	1.8	7.2	5.9	1.8	7.7

Channel	Port 3 Conducted Power (dBm)	Duty Cycle Correction (dB)	Port 3 Corrected Conducted Power (dBm)
Top	4.4	1.8	6.2

Channel	Corrected Conducted Power Port 1(dBm)	Corrected Conducted Power Port 2(dBm)	Corrected Conducted Power Port 3(dBm)	Port 1+2+3 Combined Conducted Power (dBm)
Top	7.2	7.7	6.2	11.8

Channel	Port 1+2+3 Combined Conducted Power (dBm)	Conducted Power Limit (dBm)	Margin (dB)	Result
Top	11.8	22.0	10.2	Complied

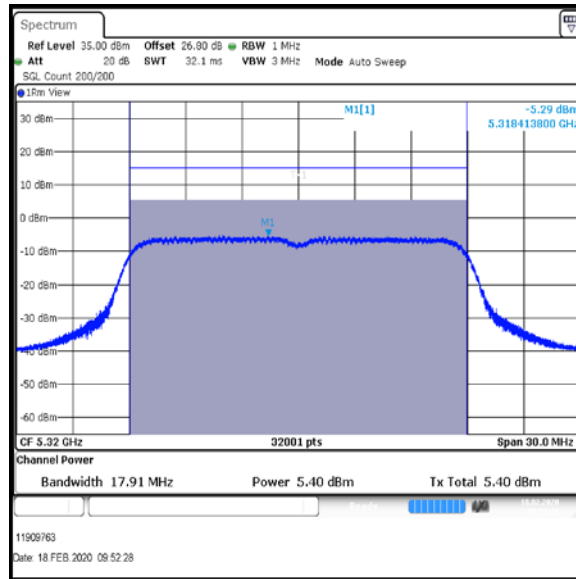
De Facto EIRP Limit Comparison

Channel	Port 1+2+3 Combined Conducted Power (dBm)	Directional Antenna Gain (dBi)	EIRP (dBm)	De Facto EIRP Limit (dBm)	Margin (dB)	Result
Top	11.8	8	19.8	30.0	10.2	Complied

Result: **Pass**

Transmitter Maximum Conducted Output Power (continued)

Results: 802.11n / HT20 / MCS7 / MIMO / Port 1+2+3 / PWL 14 / 8 dBi Antenna / Port 1

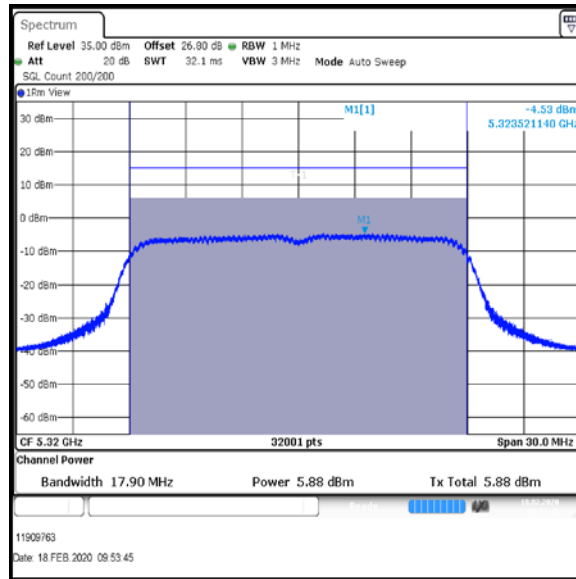


Top Channel

Result: **Pass**

Transmitter Maximum Conducted Output Power (continued)

Results: 802.11n / HT20 / MCS7 / MIMO / Port 1+2+3 / PWL 14 / 8 dBi Antenna / Port 2

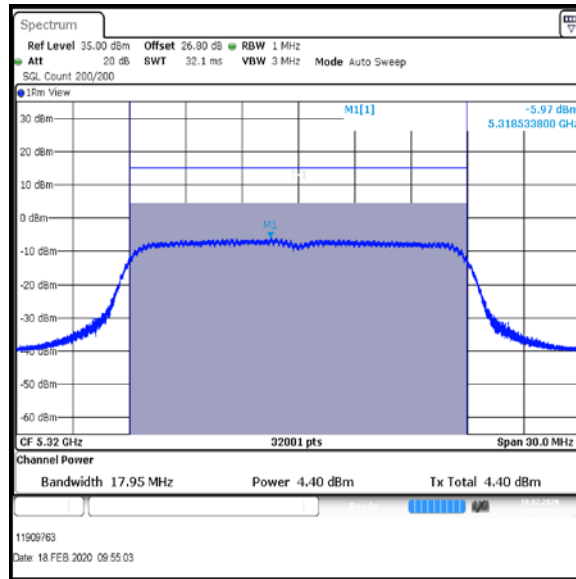


Top Channel

Result: **Pass**

Transmitter Maximum Conducted Output Power (continued)

Results: 802.11n / HT20 / MCS7 / MIMO / Port 1+2+3 / PWL 14 / 8 dBi Antenna / Port 3



Top Channel

Result: **Pass**

Transmitter Maximum Conducted Output Power (continued)

Results: 802.11ac / HT20 / MCS3 / MIMO / Port 1+2+3 / PWL 17 / 8 dBi Antenna

Channel	Port 1 Conducted Power (dBm)	Duty Cycle Correction (dB)	Port 1 Corrected Conducted Power (dBm)	Port 2 Conducted Power (dBm)	Duty Cycle Correction (dB)	Port 2 Corrected Conducted Power (dBm)
Bottom	7.0	1.4	8.4	7.7	1.4	9.1
Middle	7.0	1.4	8.4	7.6	1.4	9.0
Top-1	6.9	1.4	8.3	7.5	1.4	8.9

Channel	Port 3 Conducted Power (dBm)	Duty Cycle Correction (dB)	Port 3 Corrected Conducted Power (dBm)
Bottom	7.5	1.4	8.9
Middle	7.5	1.4	8.9
Top-1	7.5	1.4	8.9

Channel	Corrected Conducted Power Port 1(dBm)	Corrected Conducted Power Port 2(dBm)	Corrected Conducted Power Port 3(dBm)	Port 1+2+3 Combined Conducted Power (dBm)
Bottom	8.4	9.1	8.9	13.6
Middle	8.4	9.0	8.9	13.5
Top-1	8.3	8.9	8.9	13.5

Channel	Port 1+2+3 Combined Conducted Power (dBm)	Conducted Power Limit (dBm)	Margin (dB)	Result
Bottom	13.6	22.0	8.4	Complied
Middle	13.5	22.0	8.5	Complied
Top-1	13.5	22.0	8.5	Complied

Transmitter Maximum Conducted Output Power (continued)

Results: 802.11ac / HT20 / MCS3 / MIMO / Port 1+2+3 / PWL 17 / 8 dBi Antenna

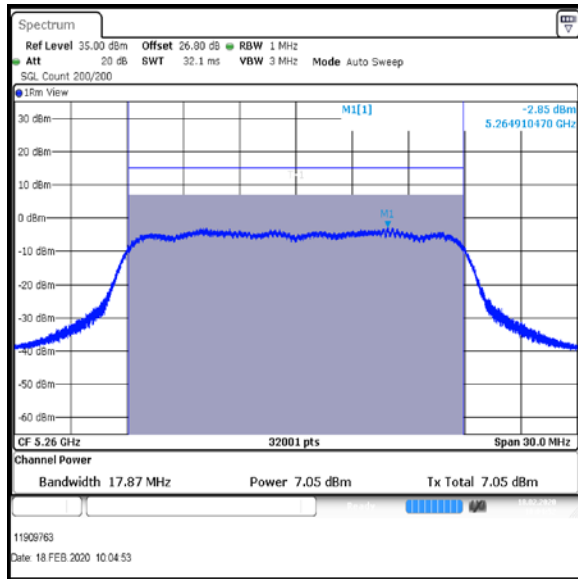
De Facto EIRP Limit Comparison

Channel	Port 1+2+3 Combined Conducted Power (dBm)	Directional Antenna Gain (dBi)	EIRP (dBm)	De Facto EIRP Limit (dBm)	Margin (dB)	Result
Bottom	13.6	8	21.6	30.0	8.4	Complied
Middle	13.5	8	21.5	30.0	8.5	Complied
Top-1	13.5	8	21.5	30.0	8.5	Complied

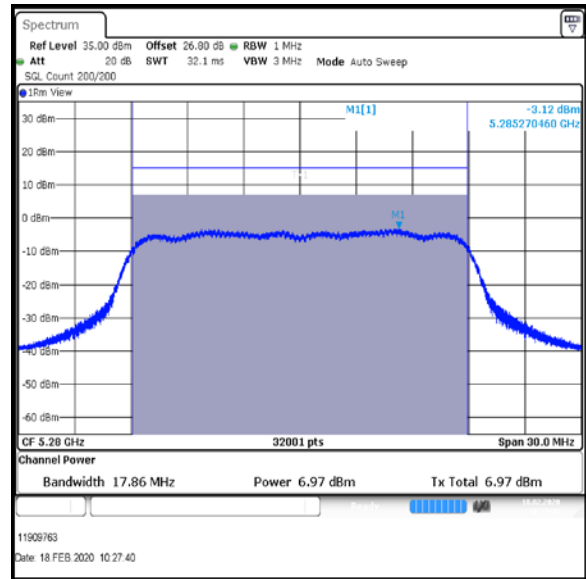
Result: Pass

Transmitter Maximum Conducted Output Power (continued)

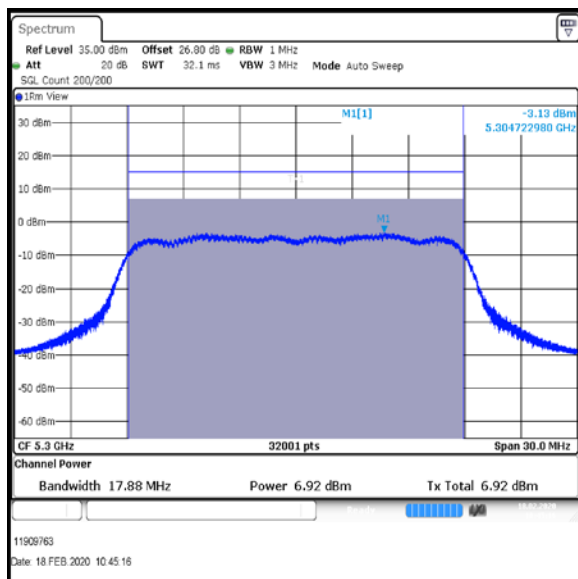
Results: 802.11ac / HT20 / MCS3 / MIMO / Port 1+2+3 / PWL 17 / 8 dBi Antenna / Port 1



Bottom Channel



Middle Channel

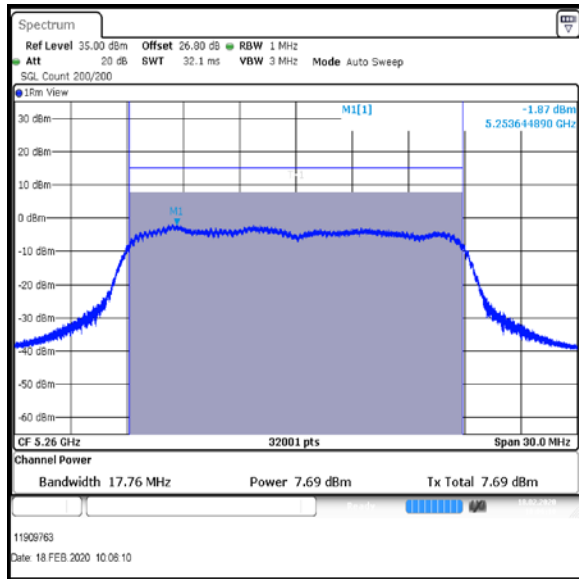


Top-1 Channel

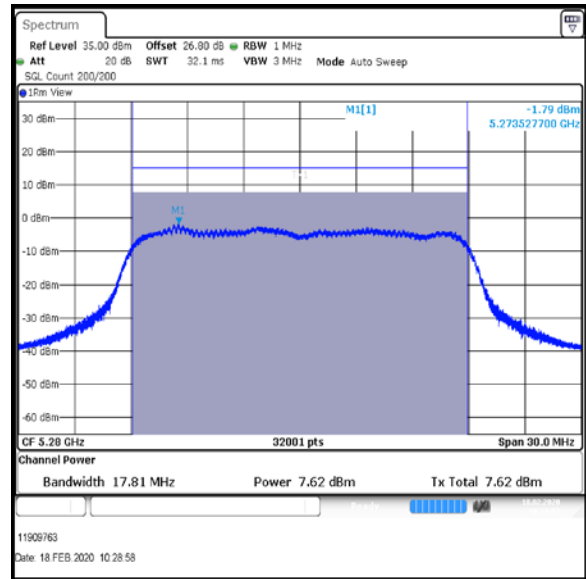
Result: Pass

Transmitter Maximum Conducted Output Power (continued)

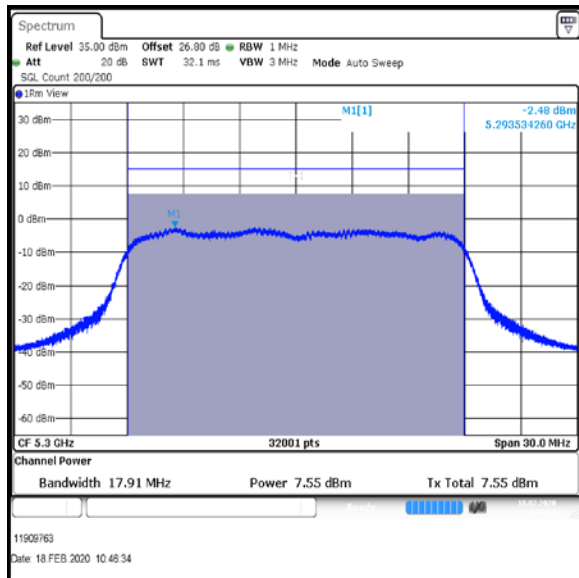
Results: 802.11ac / HT20 / MCS3 / MIMO / Port 1+2+3 / PWL 17 / 8 dBi Antenna / Port 2



Bottom Channel



Middle Channel

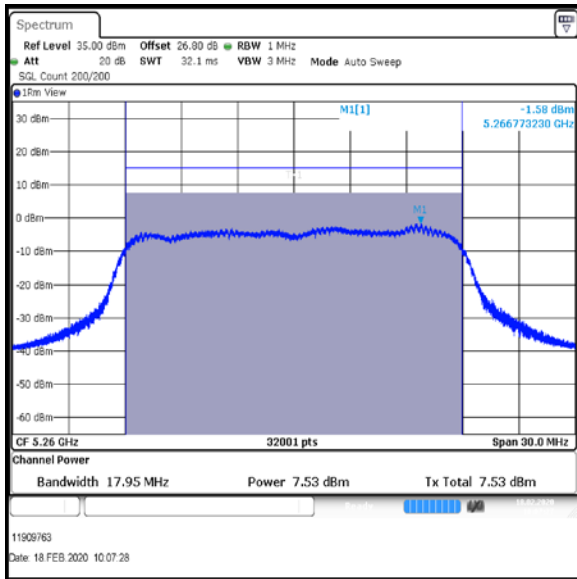


Top-1 Channel

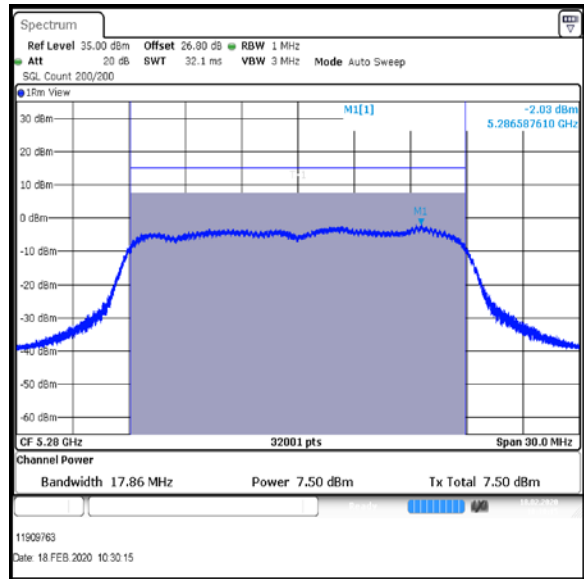
Result: **Pass**

Transmitter Maximum Conducted Output Power (continued)

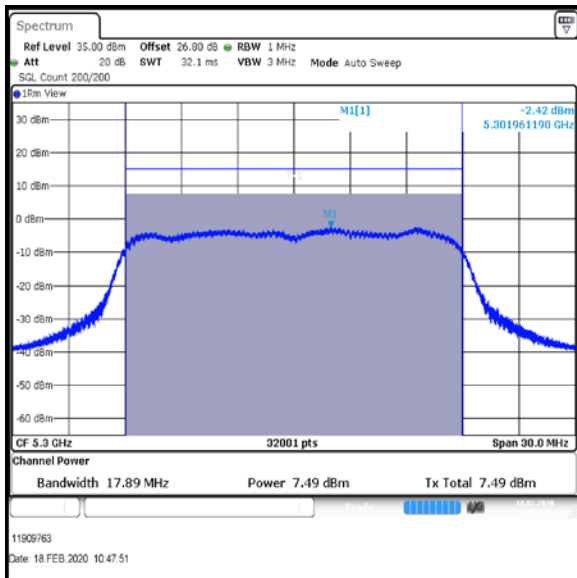
Results: 802.11ac / HT20 / MCS3 / MIMO / Port 1+2+3 / PWL 17 / 8 dBi Antenna / Port 3



Bottom Channel



Middle Channel



Top-1 Channel

Result: Pass

Transmitter Maximum Conducted Output Power (continued)

Results: 802.11ac / HT20 / MCS3 / MIMO / Port 1+2+3 / PWL 14 / 8 dBi Antenna

Channel	Port 1 Conducted Power (dBm)	Duty Cycle Correction (dB)	Port 1 Corrected Conducted Power (dBm)	Port 2 Conducted Power (dBm)	Duty Cycle Correction (dB)	Port 2 Corrected Conducted Power (dBm)
Top	4.2	1.4	5.6	4.9	1.4	6.3

Channel	Port 3 Conducted Power (dBm)	Duty Cycle Correction (dB)	Port 3 Corrected Conducted Power (dBm)
Top	3.5	1.4	4.9

Channel	Corrected Conducted Power Port 1(dBm)	Corrected Conducted Power Port 2(dBm)	Corrected Conducted Power Port 3(dBm)	Port 1+2+3 Combined Conducted Power (dBm)
Top	5.6	6.3	4.9	10.4

Channel	Port 1+2+3 Combined Conducted Power (dBm)	Conducted Power Limit (dBm)	Margin (dB)	Result
Top	10.4	22.0	11.6	Complied

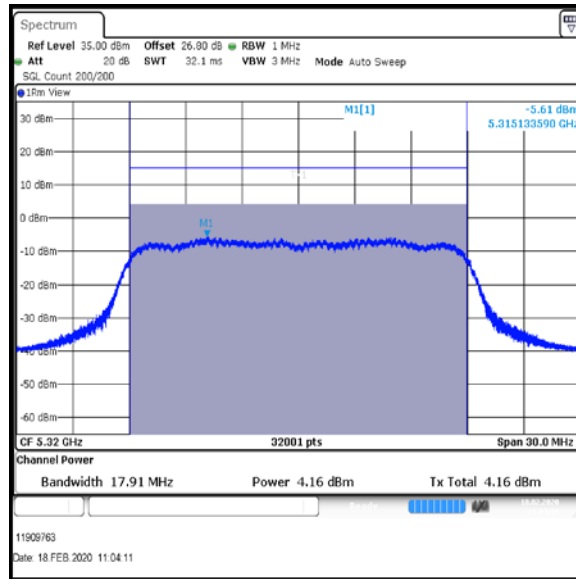
De Facto EIRP Limit Comparison

Channel	Port 1+2+3 Combined Conducted Power (dBm)	Directional Antenna Gain (dBi)	EIRP (dBm)	De Facto EIRP Limit (dBm)	Margin (dB)	Result
Top	10.4	8	18.4	30.0	11.6	Complied

Result: **Pass**

Transmitter Maximum Conducted Output Power (continued)

Results: 802.11ac / HT20 / MCS3 / MIMO / Port 1+2+3 / PWL 14 / 8 dBi Antenna / Port 1

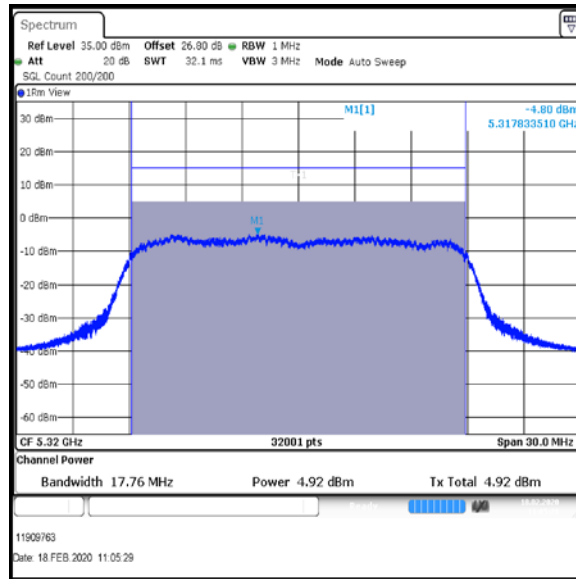


Top Channel

Result: **Pass**

Transmitter Maximum Conducted Output Power (continued)

Results: 802.11ac / HT20 / MCS3 / MIMO / Port 1+2+3 / PWL 14 / 8 dBi Antenna / Port 2

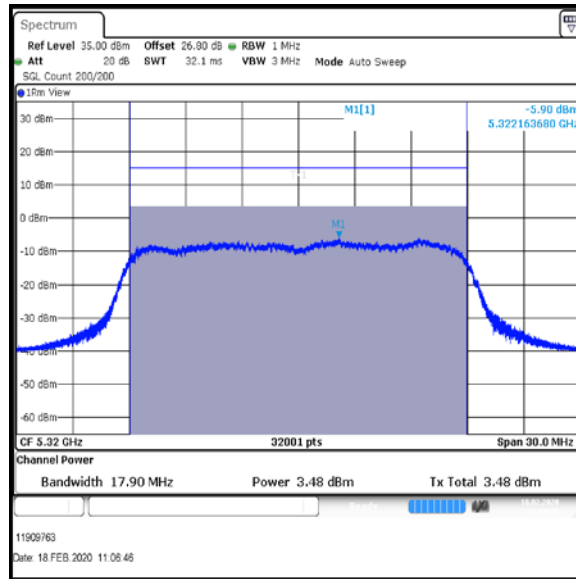


Top Channel

Result: **Pass**

Transmitter Maximum Conducted Output Power (continued)

Results: 802.11ac / HT20 / MCS3 / MIMO / Port 1+2+3 / PWL 14 / 8 dBi Antenna / Port 3



Top Channel

Result: **Pass**

Transmitter Maximum Conducted Output Power (continued)

Results: 802.11ac / HT20 / MCS7 / MIMO / Port 1+2+3 / PWL 17 / 8 dBi Antenna

Channel	Port 1 Conducted Power (dBm)	Duty Cycle Correction (dB)	Port 1 Corrected Conducted Power (dBm)	Port 2 Conducted Power (dBm)	Duty Cycle Correction (dB)	Port 2 Corrected Conducted Power (dBm)
Bottom	5.9	2.2	8.1	6.5	2.2	8.7
Middle	5.8	2.2	8.0	6.4	2.2	8.6
Top-1	5.8	2.2	8.0	6.4	2.2	8.6

Channel	Port 3 Conducted Power (dBm)	Duty Cycle Correction (dB)	Port 3 Corrected Conducted Power (dBm)
Bottom	6.3	2.2	8.5
Middle	6.3	2.2	8.5
Top-1	6.3	2.2	8.5

Channel	Corrected Conducted Power Port 1(dBm)	Corrected Conducted Power Port 2(dBm)	Corrected Conducted Power Port 3(dBm)	Port 1+2+3 Combined Conducted Power (dBm)
Bottom	8.1	8.7	8.5	13.2
Middle	8.0	8.6	8.5	13.1
Top-1	8.0	8.6	8.5	13.1

Channel	Port 1+2+3 Combined Conducted Power (dBm)	Conducted Power Limit (dBm)	Margin (dB)	Result
Bottom	13.2	22.0	8.8	Complied
Middle	13.1	22.0	8.9	Complied
Top-1	13.1	22.0	8.9	Complied

Transmitter Maximum Conducted Output Power (continued)

Results: 802.11ac / HT20 / MCS7 / MIMO / Port 1+2+3 / PWL 17 / 8 dBi Antenna

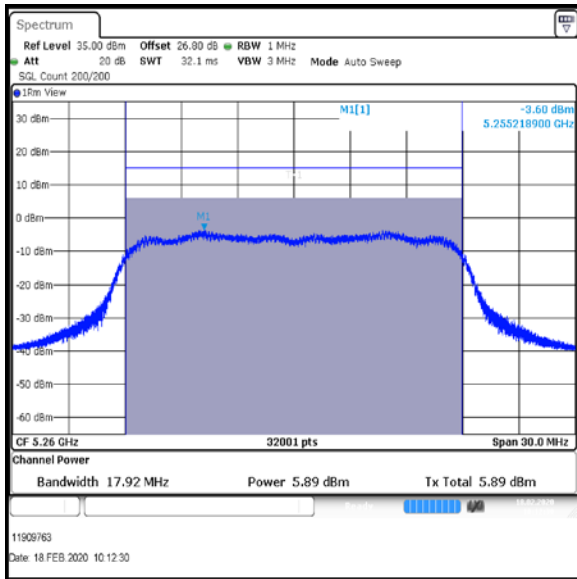
De Facto EIRP Limit Comparison

Channel	Port 1+2+3 Combined Conducted Power (dBm)	Directional Antenna Gain (dBi)	EIRP (dBm)	De Facto EIRP Limit (dBm)	Margin (dB)	Result
Bottom	13.2	8	21.2	30.0	8.8	Complied
Middle	13.1	8	21.1	30.0	8.9	Complied
Top-1	13.1	8	21.1	30.0	8.9	Complied

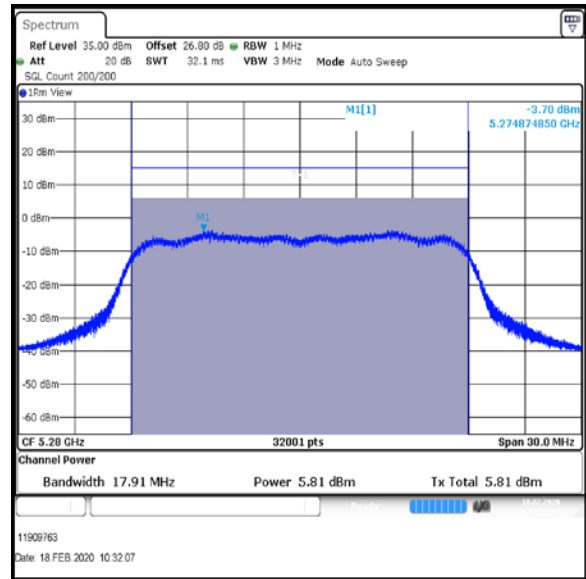
Result: Pass

Transmitter Maximum Conducted Output Power (continued)

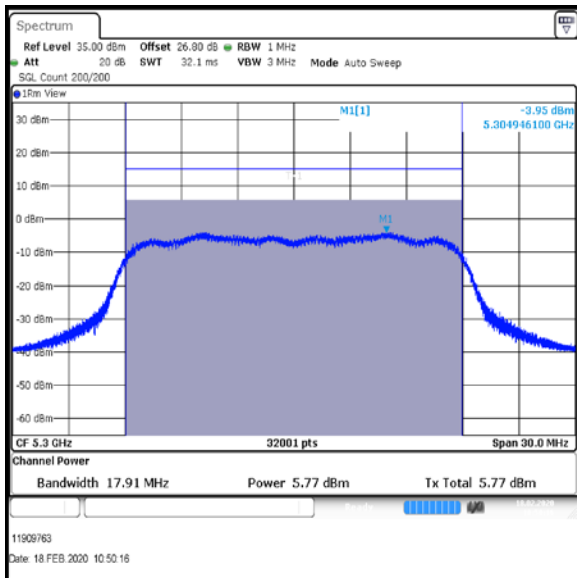
Results: 802.11ac / HT20 / MCS7 / MIMO / Port 1+2+3 / PWL 17 / 8 dBi Antenna / Port 1



Bottom Channel



Middle Channel

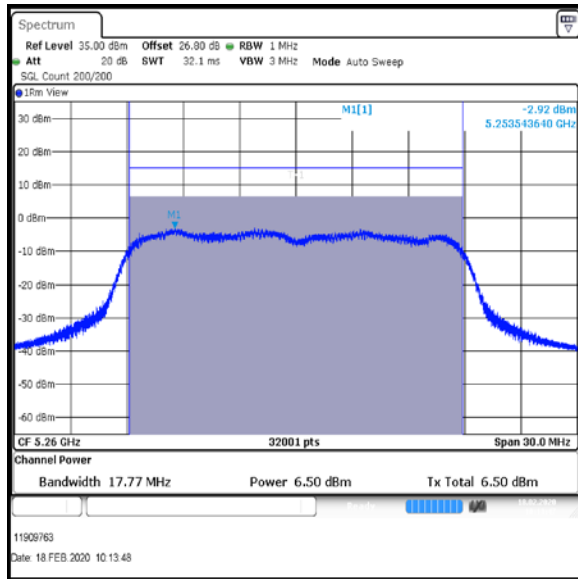


Top-1 Channel

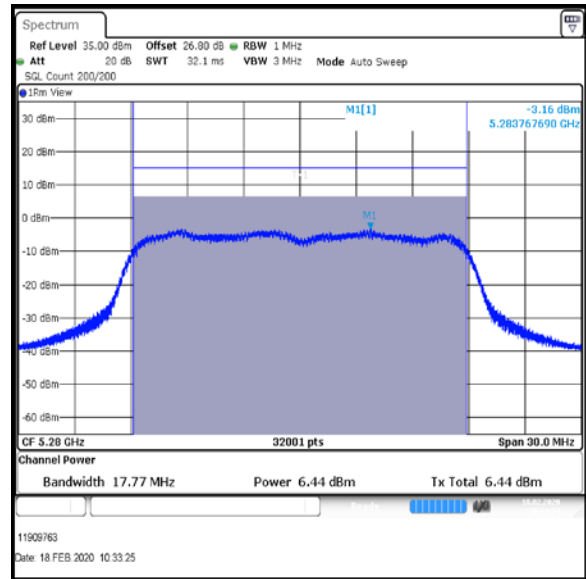
Result: Pass

Transmitter Maximum Conducted Output Power (continued)

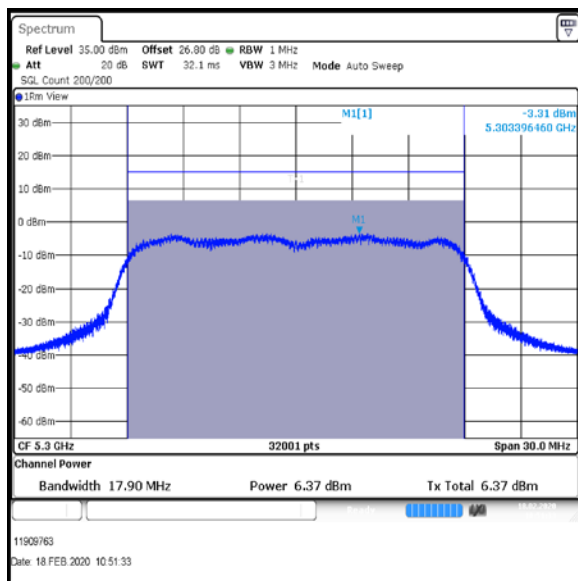
Results: 802.11ac / HT20 / MCS7 / MIMO / Port 1+2+3 / PWL 17 / 8 dBi Antenna / Port 2



Bottom Channel



Middle Channel



Top-1 Channel

Result: Pass