

**Transmitter Maximum (Average) Output Power (continued)**

**Results: 802.11n / HT20 / MCS0 / MIMO / Port 1+2 / PWL 12 / 6 dBi Antenna Group**

**Conducted Power Limit Comparison**

Channel	Port 1			Port 2		
	Conducted Power (dBm)	Duty Cycle Correction (dB)	Corrected Conducted Power (dBm)	Conducted Power (dBm)	Duty Cycle Correction (dB)	Corrected Conducted Power (dBm)
Bottom	8.7	0.4	9.1	8.9	0.4	9.3
Middle	8.5	0.4	8.9	7.7	0.4	8.1
Top	8.0	0.4	8.4	8.7	0.4	9.1

Channel	Corrected Conducted Power Port 1 (dBm)	Corrected Conducted Power Port 2 (dBm)	Port 1+2 Combined Conducted Power (dBm)	Conducted Power Limit (dBm)	Margin (dB)	Result
Bottom	9.1	9.3	12.2	30.0	17.8	Complied
Middle	8.9	8.1	11.5	30.0	18.5	Complied
Top	8.4	9.1	11.8	30.0	18.2	Complied

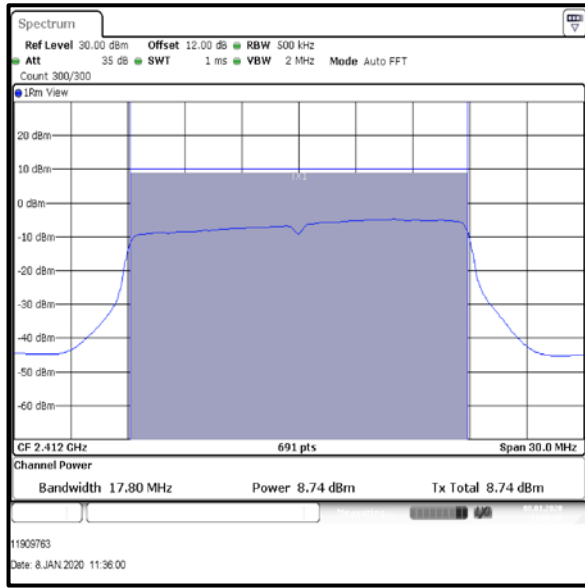
**De Facto EIRP Limit Comparison**

Channel	Port 1+2 Combined Conducted Power (dBm)	Directional Antenna Gain (dBi)	EIRP (dBm)	De Facto EIRP Limit (dBm)	Margin (dB)	Result
Bottom	12.2	6.0	18.2	36.0	17.8	Complied
Middle	11.5	6.0	17.5	36.0	18.5	Complied
Top	11.8	6.0	17.8	36.0	18.2	Complied

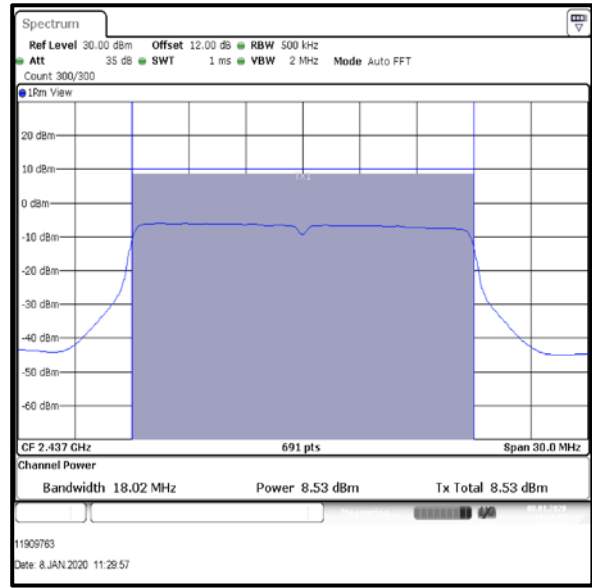
**Result: Pass**

**Transmitter Maximum (Average) Output Power (continued)**

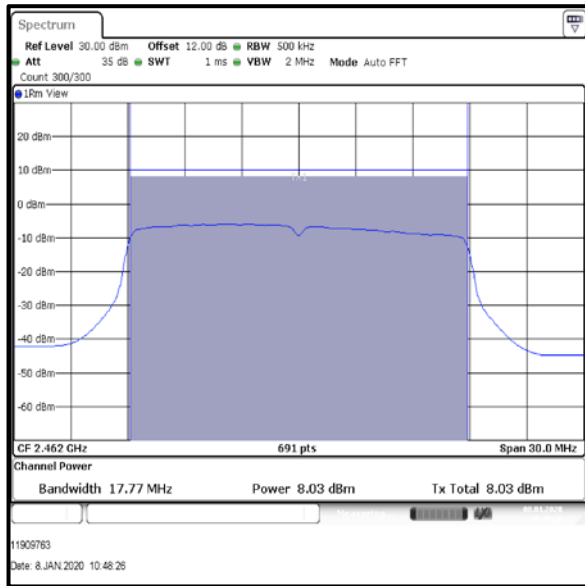
**Results: 802.11n / HT20 / MCS0 / MIMO / Port 1/ PwL 12 / 6 dBi Antenna Group**



Bottom Channel



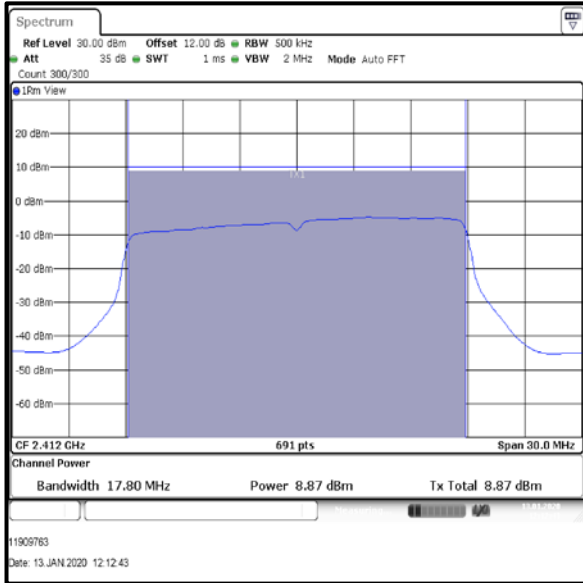
Middle Channel



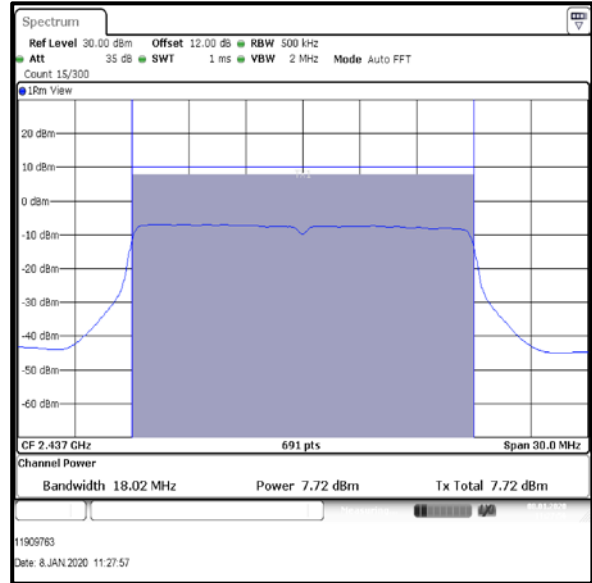
Top Channel

**Transmitter Maximum (Average) Output Power (continued)**

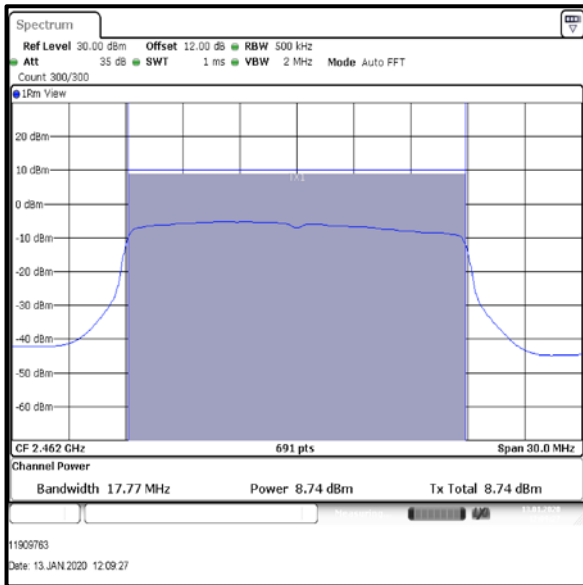
**Results: 802.11n / HT20 / MCS0 / MIMO / Port 2/ PWL 12 / 6 dBi Antenna Group**



**Bottom Channel**



**Middle Channel**



**Top Channel**

**Transmitter Maximum (Average) Output Power (continued)****Results: 802.11n / HT40 / MCS0 / MIMO / Port 1+2 / PWL 12 / 6 dBi Antenna Group****Conducted Power Limit Comparison**

Channel	Port 1			Port 2		
	Conducted Power (dBm)	Duty Cycle Correction (dB)	Corrected Conducted Power (dBm)	Conducted Power (dBm)	Duty Cycle Correction (dB)	Corrected Conducted Power (dBm)
Bottom	9.2	0.6	9.8	8.7	0.6	9.3
Middle	8.9	0.6	9.5	7.9	0.6	8.5
Top	8.4	0.6	9	8.4	0.6	9

Channel	Corrected Conducted Power Port 1 (dBm)	Corrected Conducted Power Port 2 (dBm)	Port 1+2 Combined Conducted Power (dBm)	Conducted Power Limit (dBm)	Margin (dB)	Result
Bottom	9.8	9.3	12.6	30.0	17.4	Complied
Middle	9.5	8.5	12.0	30.0	18	Complied
Top	9.0	9.0	12.0	30.0	18	Complied

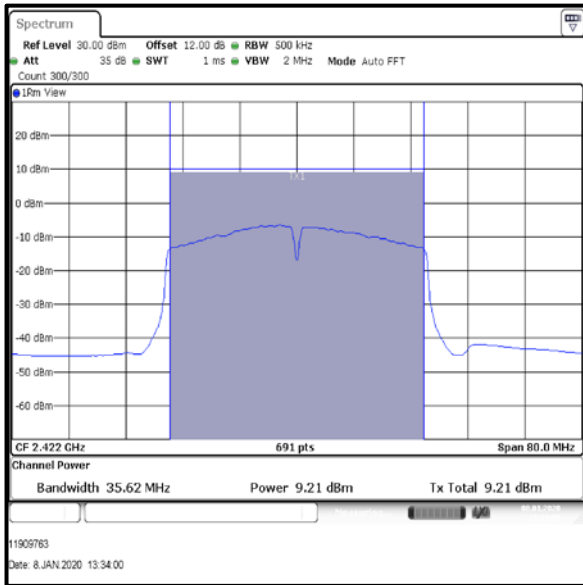
**De Facto EIRP Limit Comparison**

Channel	Port 1+2 Combined Conducted Power (dBm)	Directional Antenna Gain (dBi)	EIRP (dBm)	De Facto EIRP Limit (dBm)	Margin (dB)	Result
Bottom	12.6	6.0	18.6	36.0	17.4	Complied
Middle	12.0	6.0	18	36.0	18	Complied
Top	12.0	6.0	18	36.0	18	Complied

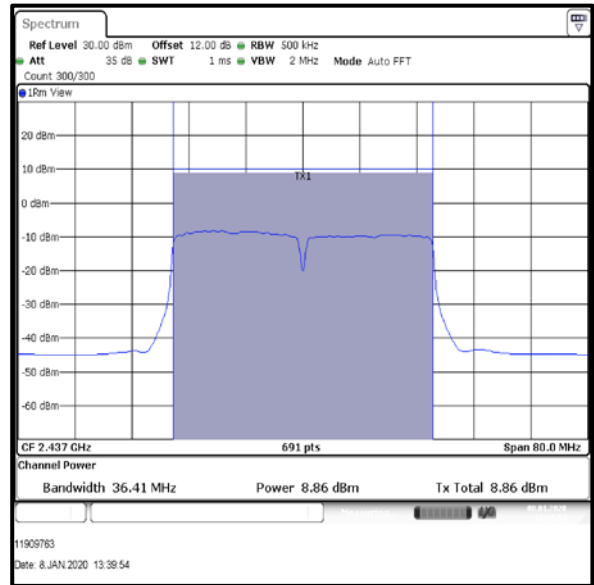
**Result: Pass**

**Transmitter Maximum (Average) Output Power (continued)**

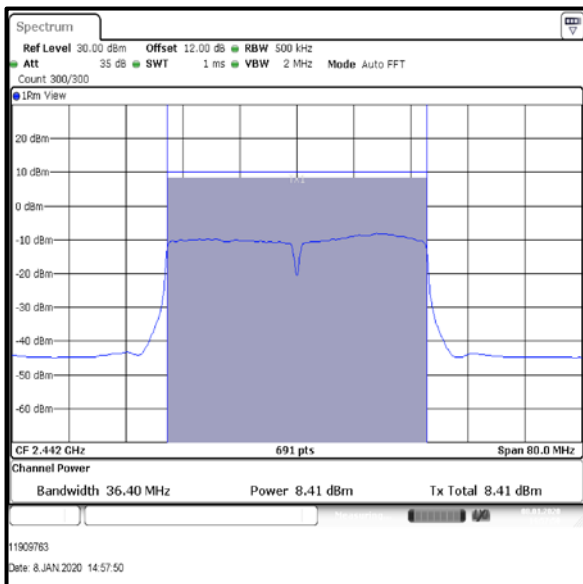
**Results: 802.11n / HT40 / MCS0 / MIMO / Port 1 / PWL 12 / 6 dBi Antenna Group**



**Bottom Channel**



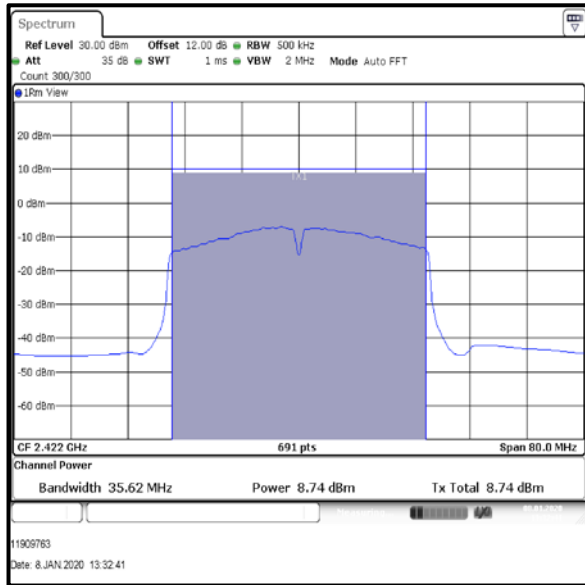
**Middle Channel**



**Top Channel**

**Transmitter Maximum (Average) Output Power (continued)**

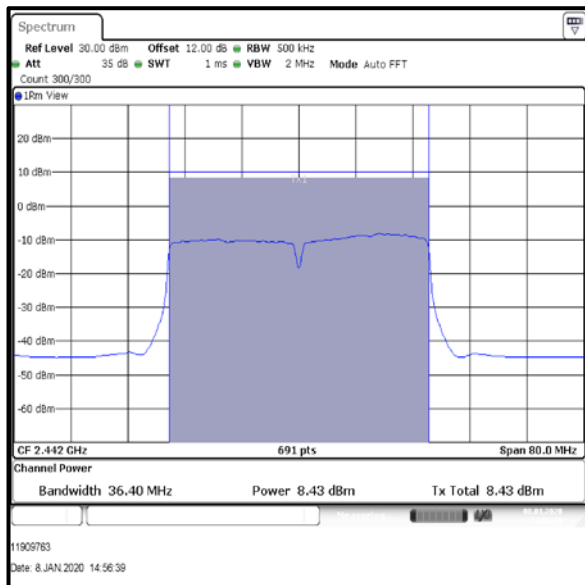
**Results: 802.11n / HT40 / MCS0 / MIMO / Port 2 / PWL 12 / 6 dBi Antenna Group**



**Bottom Channel**



**Middle Channel**



**Top Channel**

**Transmitter Maximum (Average) Output Power (continued)****Results: 802.11b / 20 MHz / 5.5 Mbps / MIMO / Port 1+2+3 / PWL 16 / 6 dBi Antenna Group****Conducted Power Limit Comparison**

Channel	Conducted Power Port 1 (dBm)	Conducted Power Port 2 (dBm)	Conducted Power Port 3 (dBm)	Port 1+2+3 Combined Conducted Power (dBm)	Conducted Power Limit (dBm)	Margin (dB)	Result
Bottom	9.9	9.0	9.8	14.4	30.0	15.6	Complied
Middle	9.6	8.7	9.2	14.0	30.0	16	Complied
Top	9.4	9.2	9.9	14.3	30.0	15.7	Complied

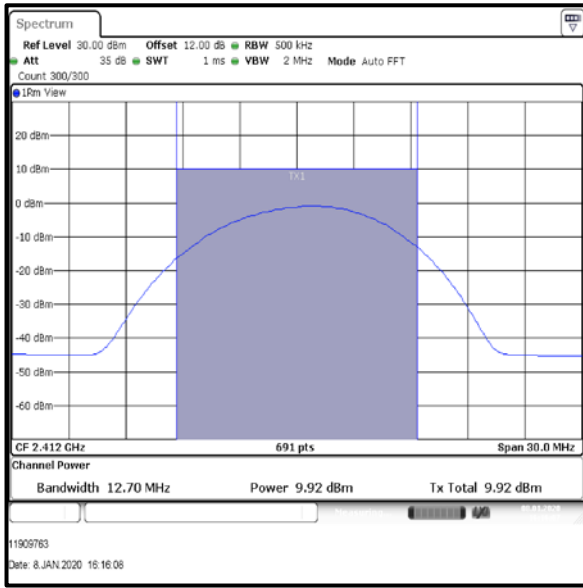
**De Facto EIRP Limit Comparison**

Channel	Port 1+2+3 Combined Conducted Power (dBm)	Directional Antenna Gain (dBi)	EIRP (dBm)	De Facto EIRP Limit (dBm)	Margin (dB)	Result
Bottom	14.4	6.0	20.4	36.0	15.6	Complied
Middle	14.0	6.0	20	36.0	16	Complied
Top	14.3	6.0	20.3	36.0	15.7	Complied

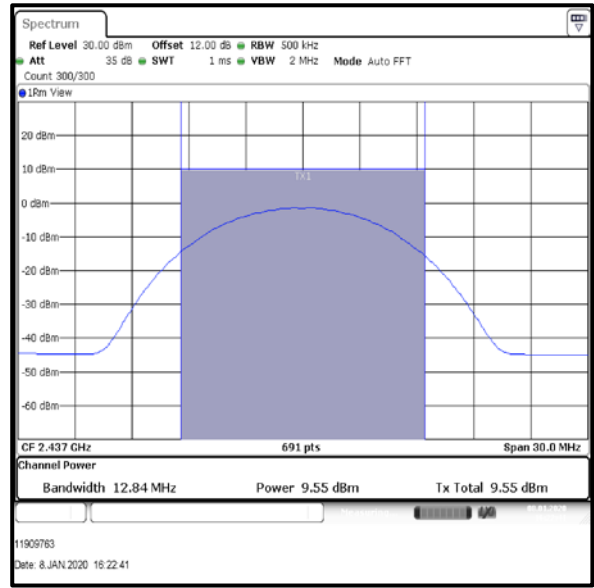
**Result: Pass**

**Transmitter Maximum (Average) Output Power (continued)**

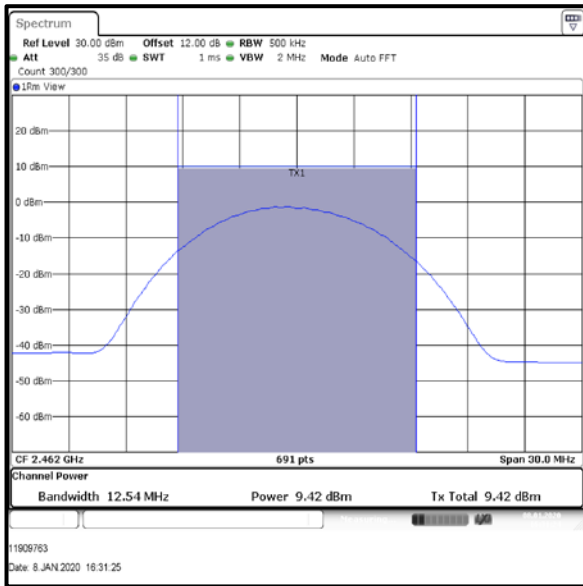
**Results: 802.11b / 20 MHz / 5.5 Mbps / MIMO / Port 1/ PWL 16 / 6 dBi Antenna Group**



**Bottom Channel**



**Middle Channel**

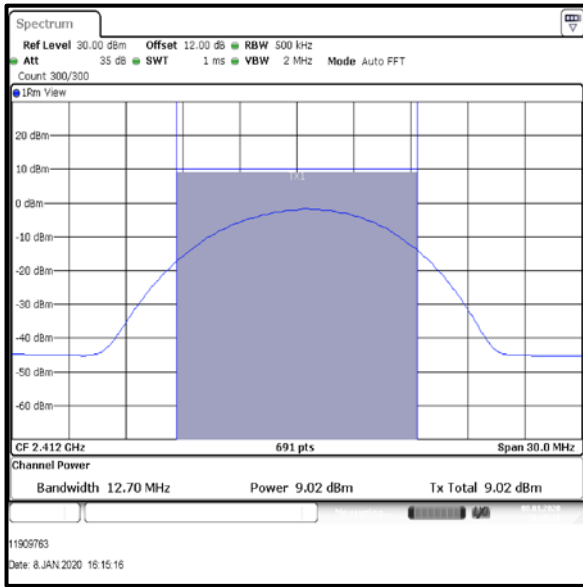


**Top Channel**

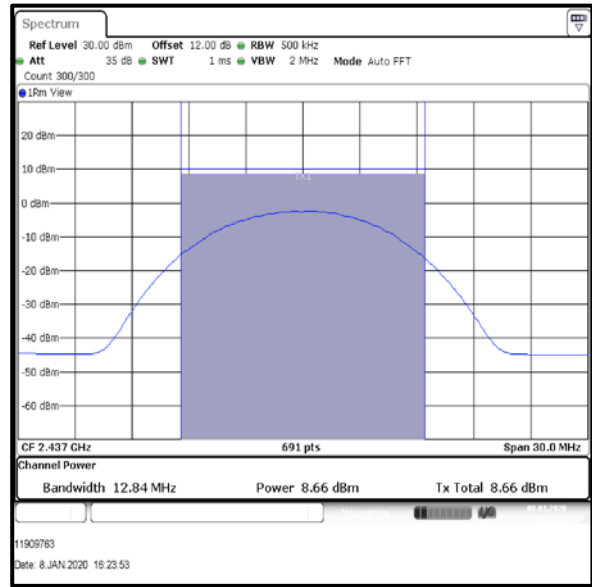


**Transmitter Maximum (Average) Output Power (continued)**

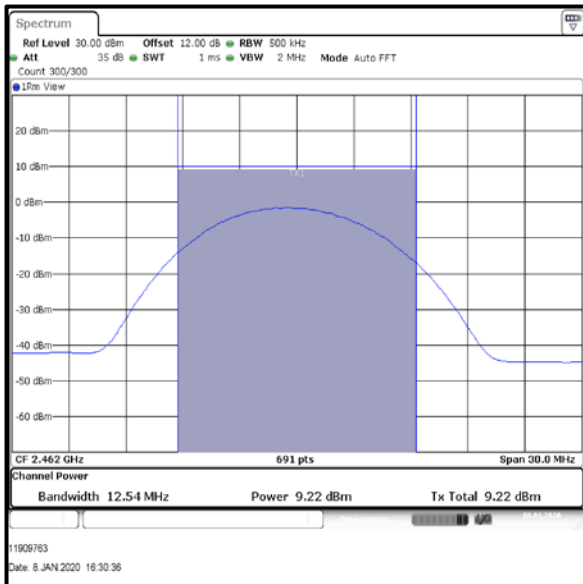
**Results: 802.11b / 20 MHz / 5.5 Mbps / MIMO / Port 2/ PWL 16 / 6 dBi Antenna Group**



**Bottom Channel**



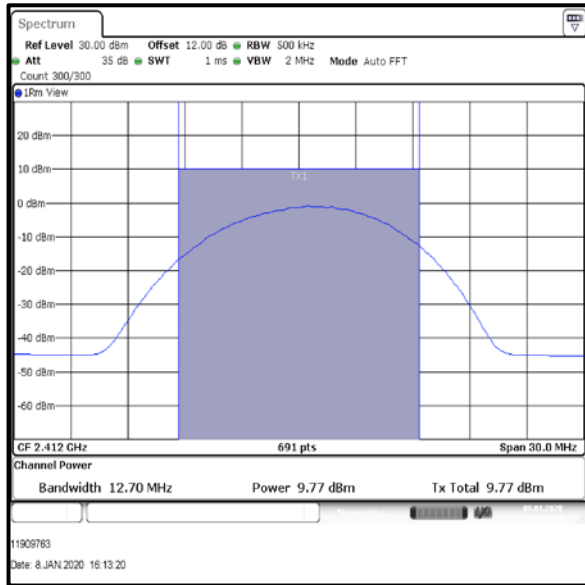
**Middle Channel**



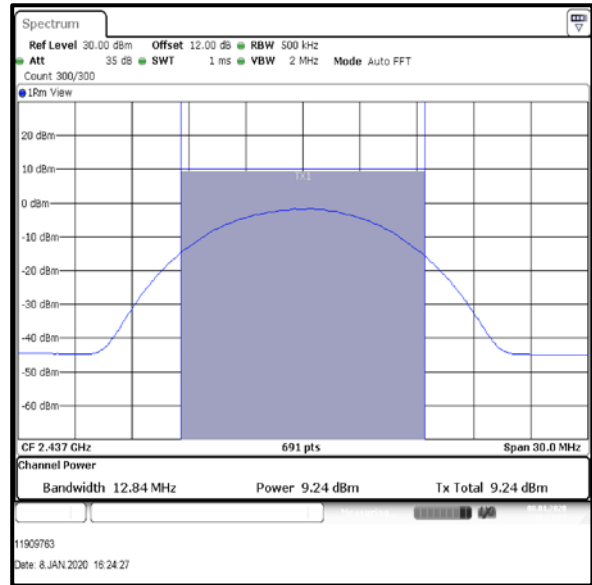
**Top Channel**

**Transmitter Maximum (Average) Output Power (continued)**

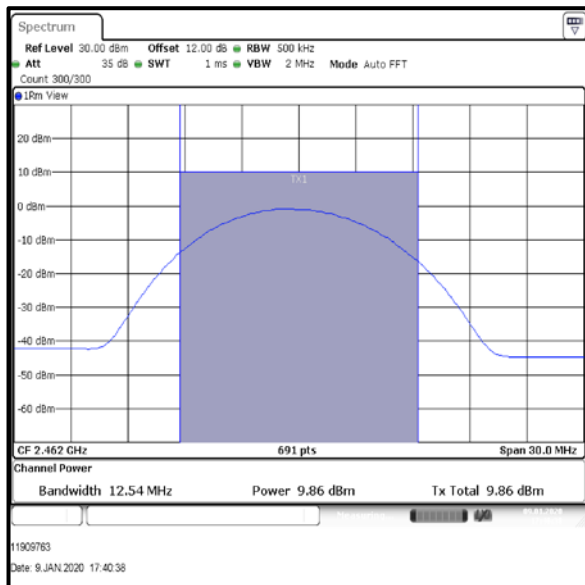
**Results: 802.11b / 20 MHz / 5.5 Mbps / MIMO / Port 3/ PWL 16 / 6 dBi Antenna Group**



**Bottom Channel**



**Middle Channel**



**Top Channel**

**Transmitter Maximum (Average) Output Power (continued)**

**Results: 802.11g / 20 MHz / 6 Mbps / MIMO / Port 1+2+3 / PWL 16 / 6 dBi Antenna Group**

**Conducted Power Limit Comparison**

Channel	Port 1			Port 2		
	Conducted Power (dBm)	Duty Cycle Correction (dB)	Corrected Conducted Power (dBm)	Conducted Power (dBm)	Duty Cycle Correction (dB)	Corrected Conducted Power (dBm)
Bottom	10.8	0.2	11	10.6	0.2	10.8
Middle	10.1	0.2	10.3	10.0	0.2	10.2
Top	9.8	0.2	10	9.2	0.2	9.4

Channel	Port 3		
	Conducted Power (dBm)	Duty Cycle Correction (dB)	Corrected Conducted Power (dBm)
Bottom	10.6	0.2	10.8
Middle	10.1	0.2	10.3
Top	9.5	0.2	9.7

Channel	Corrected Conducted Power Port 1 (dBm)	Corrected Conducted Power Port 2 (dBm)	Corrected Conducted Power Port 3 (dBm)	Port 1+2+3 Combined Conducted Power (dBm)	Conducted Power Limit (dBm)	Margin (dB)	Result
Bottom	11.0	10.8	10.8	15.6	30.0	14.4	Complied
Middle	10.3	10.2	10.3	15.0	30.0	15	Complied
Top	10	9.4	9.7	14.5	30.0	15.5	Complied

**De Facto EIRP Limit Comparison**

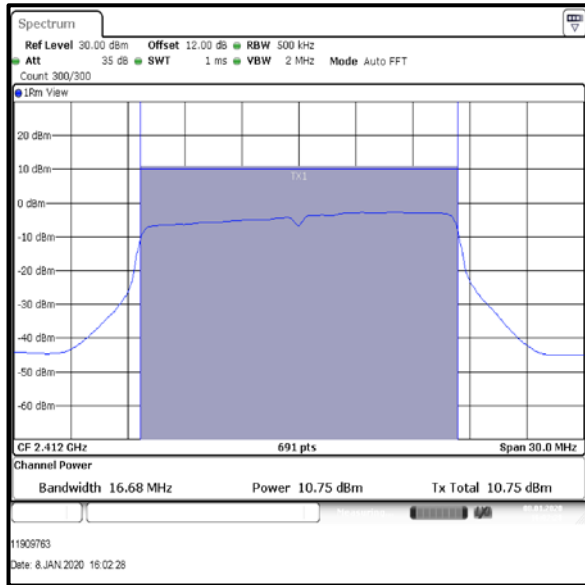
Channel	Port 1+2+3 Combined Conducted Power (dBm)	Directional Antenna Gain (dBi)	EIRP (dBm)	De Facto EIRP Limit (dBm)	Margin (dB)	Result
Bottom	15.6	6.0	21.6	36.0	14.4	Complied
Middle	15.0	6.0	21	36.0	15	Complied
Top	14.5	6.0	20.5	36.0	15.5	Complied

**Result: Pass**

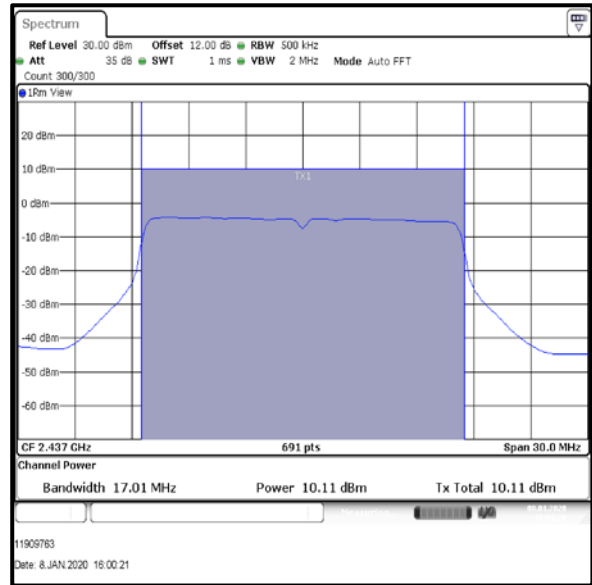


**Transmitter Maximum (Average) Output Power (continued)**

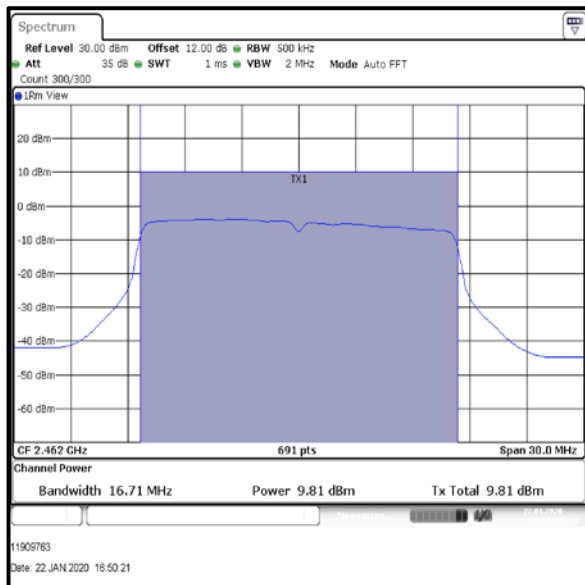
**Results: 802.11g / 20 MHz / 6 Mbps / MIMO / Port 1 / PWL 16 / 6 dBi Antenna Group**



**Bottom Channel**



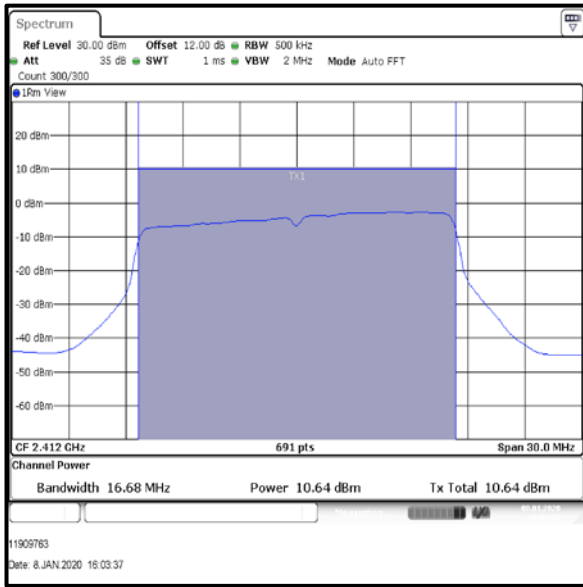
**Middle Channel**



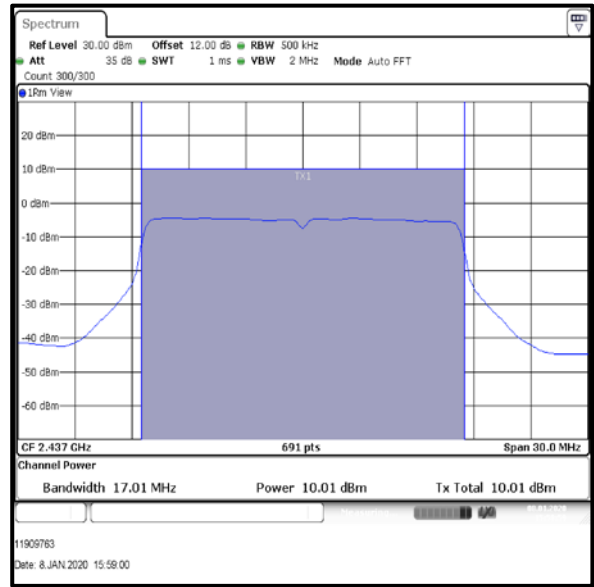
**Top Channel**

**Transmitter Maximum (Average) Output Power (continued)**

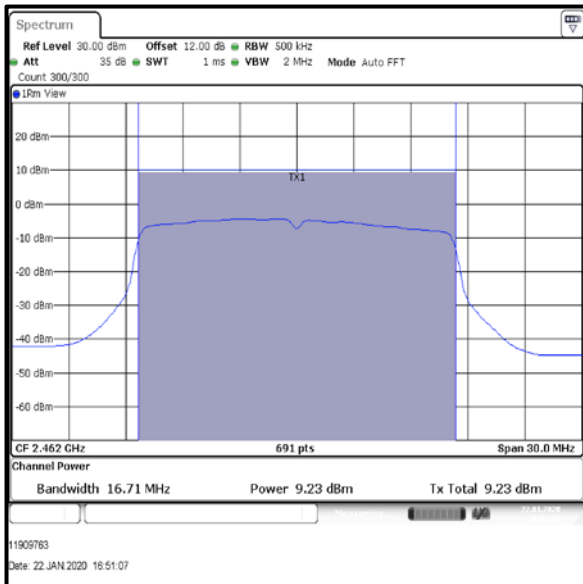
**Results: 802.11g / 20 MHz / 6 Mbps / MIMO / Port 2 / PWL 16 / 6 dBi Antenna Group**



Bottom Channel



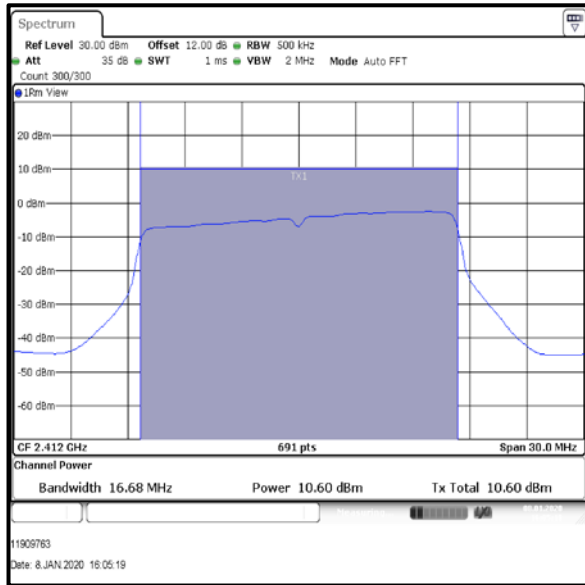
Middle Channel



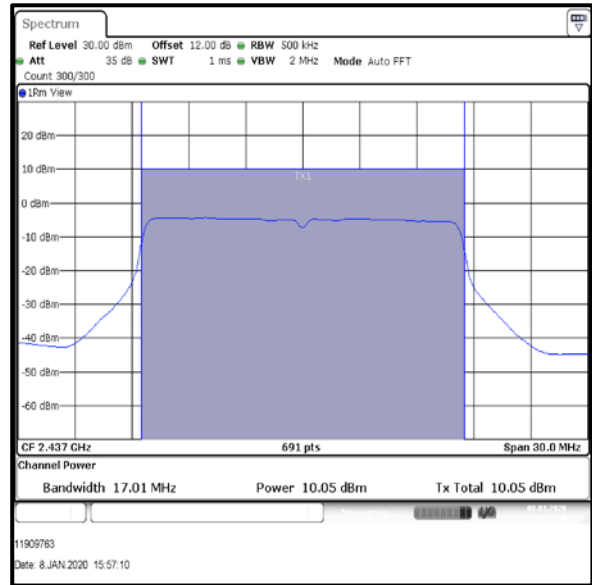
Top Channel

**Transmitter Maximum (Average) Output Power (continued)**

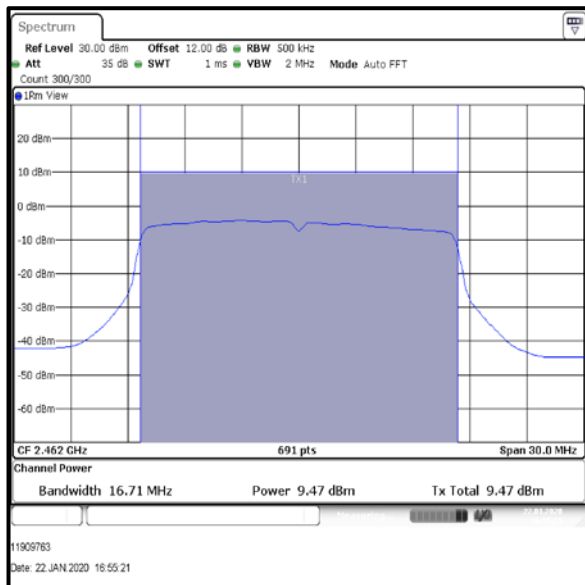
**Results: 802.11g / 20 MHz / 6 Mbps / MIMO / Port 3 / PWL 16 / 6 dBi Antenna Group**



**Bottom Channel**



**Middle Channel**



**Top Channel**

**Transmitter Maximum (Average) Output Power (continued)**

**Results: 802.11n / HT20 / MCS0 / MIMO / Port 1+2+3 / PWL 16 / 6 dBi Antenna Group**

**Conducted Power Limit Comparison**

Channel	Port 1			Port 2		
	Conducted Power (dBm)	Duty Cycle Correction (dB)	Corrected Conducted Power (dBm)	Conducted Power (dBm)	Duty Cycle Correction (dB)	Corrected Conducted Power (dBm)
Bottom	10.4	0.4	10.8	10.3	0.4	10.7
Middle	9.9	0.4	10.3	9.8	0.4	10.2
Top	9.9	0.4	10.3	9.7	0.4	10.1

Channel	Port 3		
	Conducted Power (dBm)	Duty Cycle Correction (dB)	Corrected Conducted Power (dBm)
Bottom	10.4	0.4	10.8
Middle	10.0	0.4	10.4
Top	9.6	0.4	10

Channel	Corrected Conducted Power Port 1 (dBm)	Corrected Conducted Power Port 2 (dBm)	Corrected Conducted Power Port 3 (dBm)	Port 1+2+3 Combined Conducted Power (dBm)	Conducted Power Limit (dBm)	Margin (dB)	Result
Bottom	10.8	10.7	10.8	15.5	30.0	14.5	Complied
Middle	10.3	10.2	10.4	15.1	30.0	14.9	Complied
Top	10.3	10.1	10.0	14.9	30.0	15.1	Complied

**De Facto EIRP Limit Comparison**

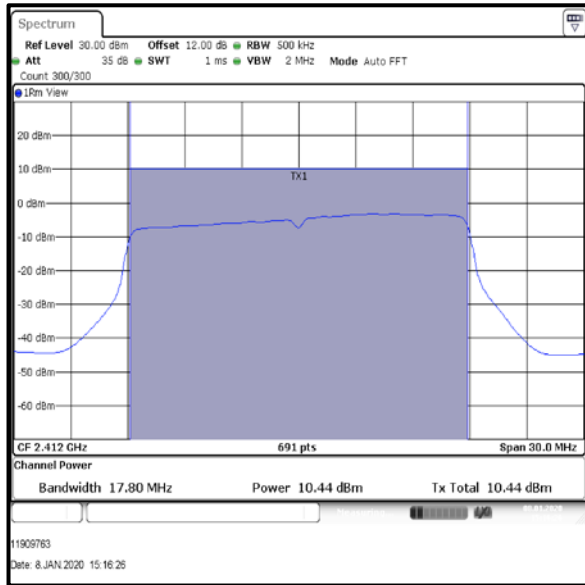
Channel	Port 1+2+3 Combined Conducted Power (dBm)	Directional Antenna Gain (dBi)	EIRP (dBm)	De Facto EIRP Limit (dBm)	Margin (dB)	Result
Bottom	15.5	6.0	21.5	36.0	14.5	Complied
Middle	15.1	6.0	21.1	36.0	14.9	Complied
Top	14.9	6.0	20.9	36.0	15.1	Complied

**Result: Pass**

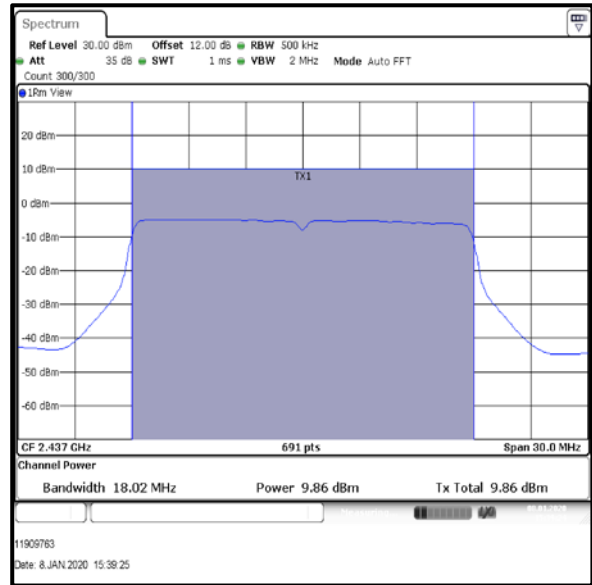


**Transmitter Maximum (Average) Output Power (continued)**

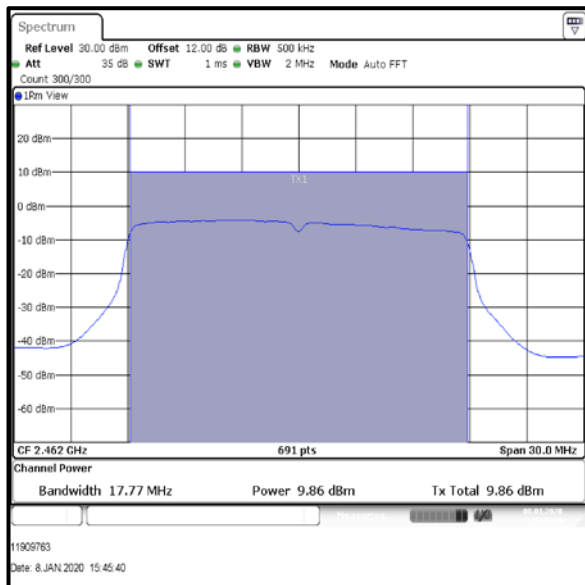
**Results: 802.11n / HT20 / MCS0 / MIMO / Port 1 / PWL 16 / 6 dBi Antenna Group**



**Bottom Channel**



**Middle Channel**

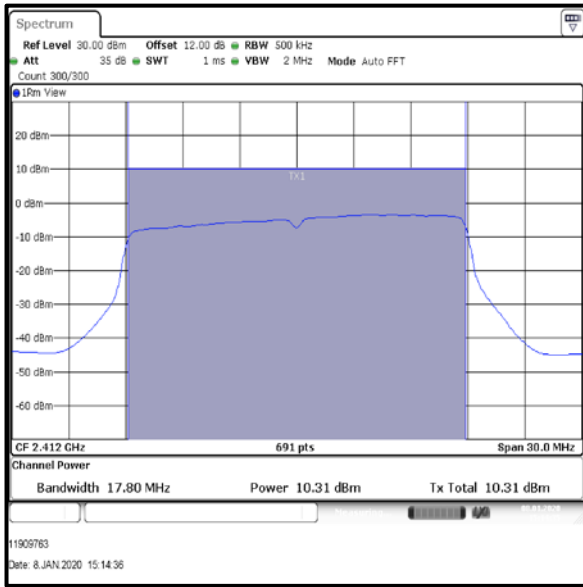


**Top Channel**

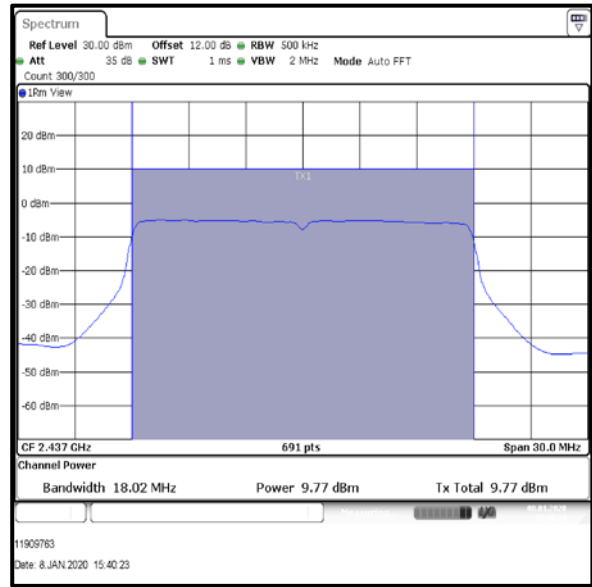


**Transmitter Maximum (Average) Output Power (continued)**

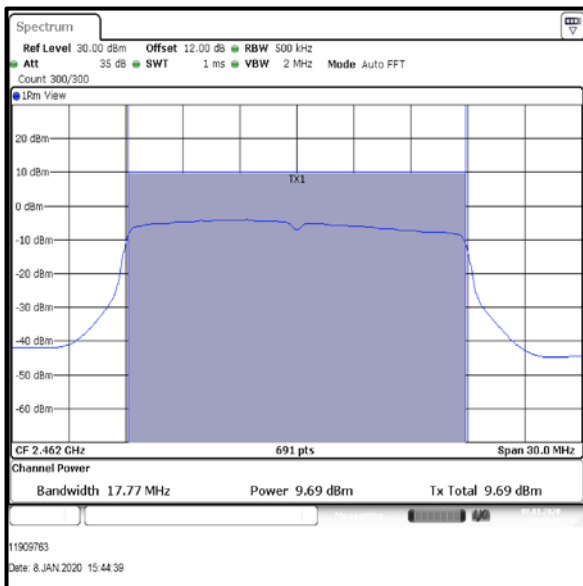
**Results: 802.11n / HT20 / MCS0 / MIMO / Port 2 / PWL 16 / 6 dBi Antenna Group**



**Bottom Channel**



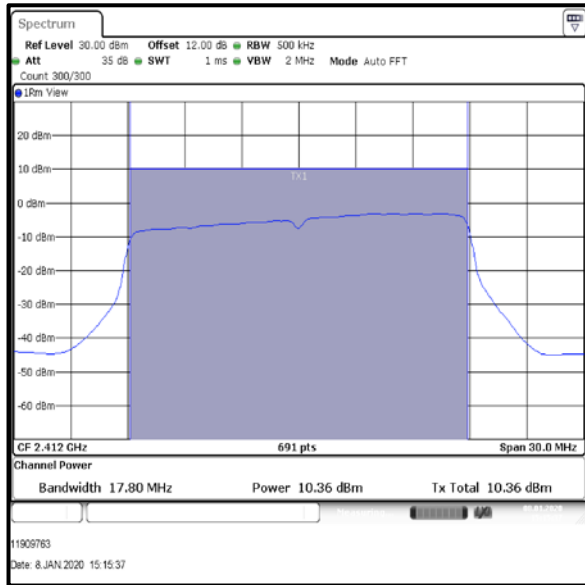
**Middle Channel**



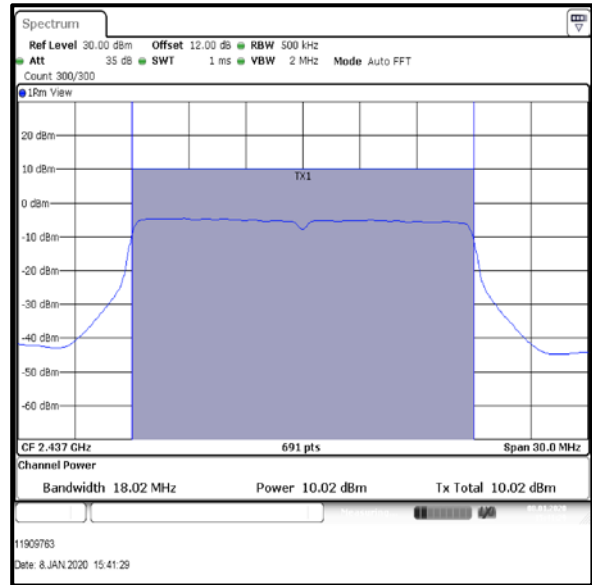
**Top Channel**

**Transmitter Maximum (Average) Output Power (continued)**

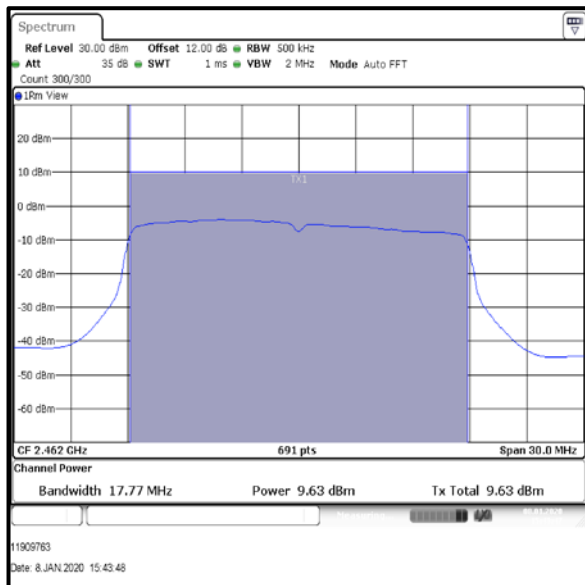
**Results: 802.11n / HT20 / MCS0 / MIMO / Port 3 / PWL 16 / 6 dBi Antenna Group**



Bottom Channel



Middle Channel



Top Channel

**Transmitter Maximum (Average) Output Power (continued)**

**Results: 802.11n / HT40 / MCS0 / MIMO / Port 1+2+3 / PWL 16 / 6 dBi Antenna Group**

**Conducted Power Limit Comparison**

Channel	Port 1			Port 2		
	Conducted Power (dBm)	Duty Cycle Correction (dB)	Corrected Conducted Power (dBm)	Conducted Power (dBm)	Duty Cycle Correction (dB)	Corrected Conducted Power (dBm)
Bottom	10.8	0.6	11.4	10.8	0.6	11.4
Middle	10.2	0.6	10.8	10.1	0.6	10.7
Top	9.9	0.6	10.5	9.8	0.6	10.4

Channel	Port 3		
	Conducted Power (dBm)	Duty Cycle Correction (dB)	Corrected Conducted Power (dBm)
Bottom	10.9	0.6	11.5
Middle	10.2	0.6	10.8
Top	9.6	0.6	10.2

Channel	Corrected Conducted Power Port 1 (dBm)	Corrected Conducted Power Port 2 (dBm)	Corrected Conducted Power Port 3 (dBm)	Port 1+2+3 Combined Conducted Power (dBm)	Conducted Power Limit (dBm)	Margin (dB)	Result
Bottom	11.4	11.4	11.5	16.2	30.0	13.8	Complied
Middle	10.8	10.7	10.8	15.5	30.0	14.5	Complied
Top	10.5	10.4	10.2	15.1	30.0	14.9	Complied

**De Facto EIRP Limit Comparison**

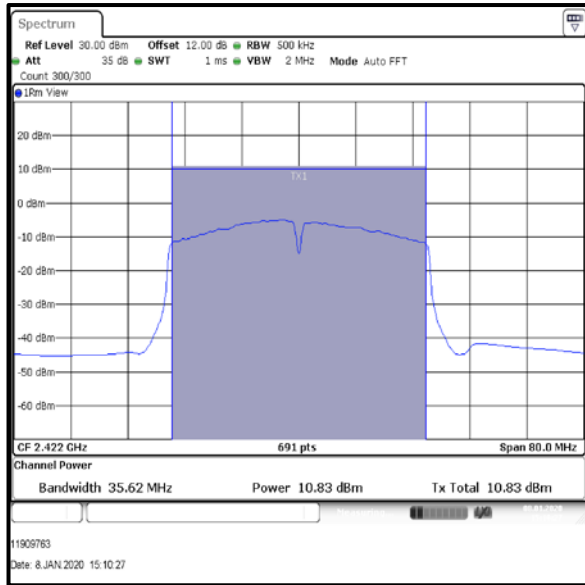
Channel	Port 1+2+3 Combined Conducted Power (dBm)	Directional Antenna Gain (dBi)	EIRP (dBm)	De Facto EIRP Limit (dBm)	Margin (dB)	Result
Bottom	16.2	6.0	22.2	36.0	13.8	Complied
Middle	15.5	6.0	21.5	36.0	14.5	Complied
Top	15.1	6.0	21.1	36.0	14.9	Complied

**Result: Pass**

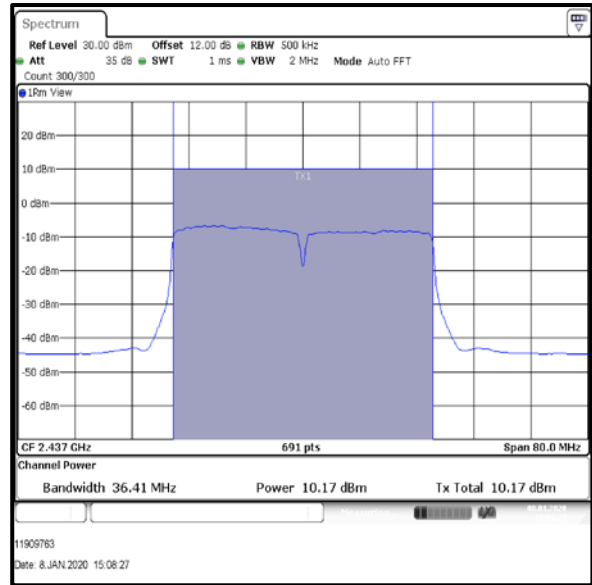


**Transmitter Maximum (Average) Output Power (continued)**

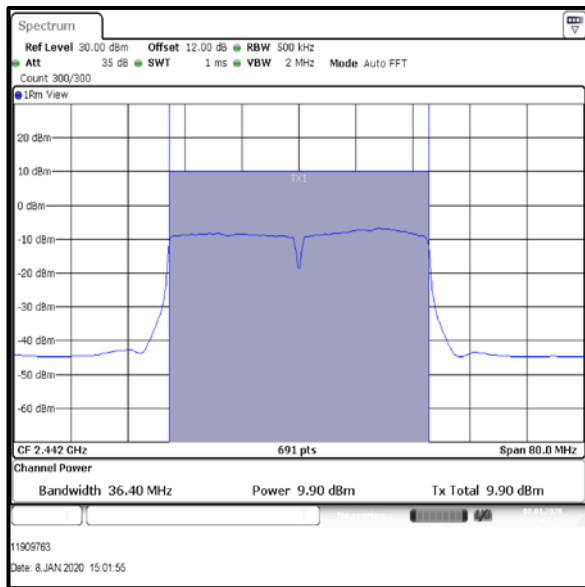
**Results: 802.11n / HT40 / MCS0 / MIMO / Port 1 / PWL 16 / 6 dBi Antenna Group**



**Bottom Channel**



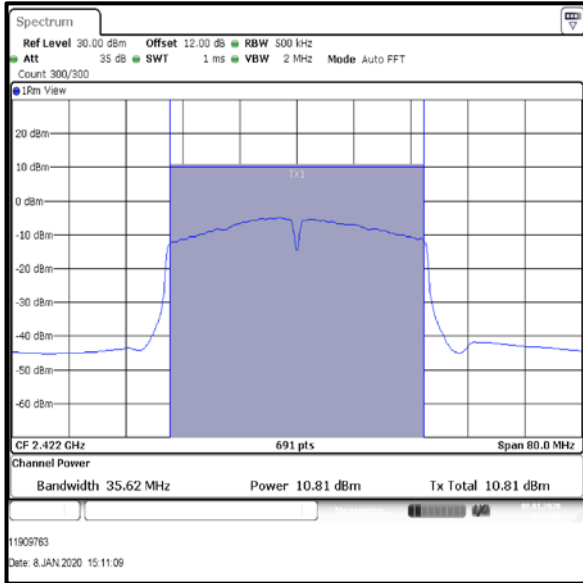
**Middle Channel**



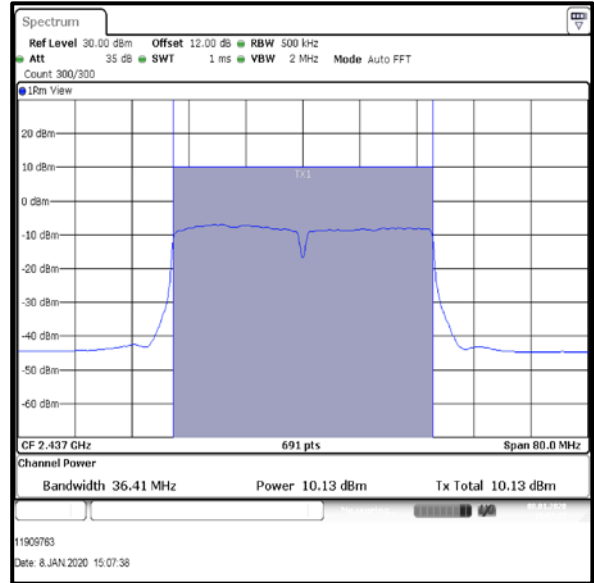
**Top Channel**

**Transmitter Maximum (Average) Output Power (continued)**

**Results: 802.11n / HT40 / MCS0 / MIMO / Port 2 / PWL 16 / 6 dBi Antenna Group**



**Bottom Channel**



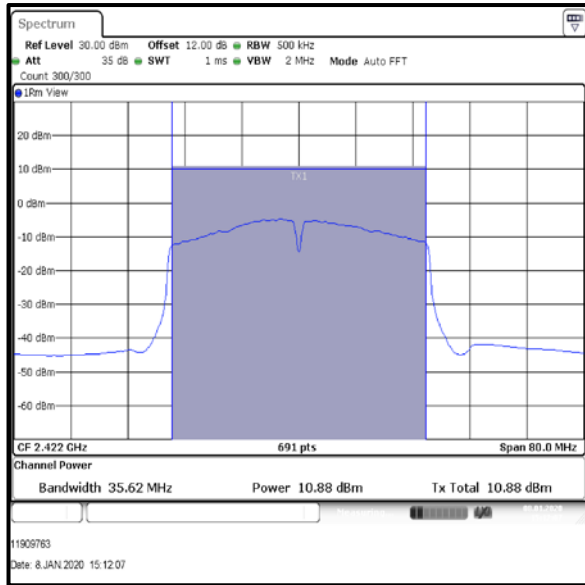
**Middle Channel**



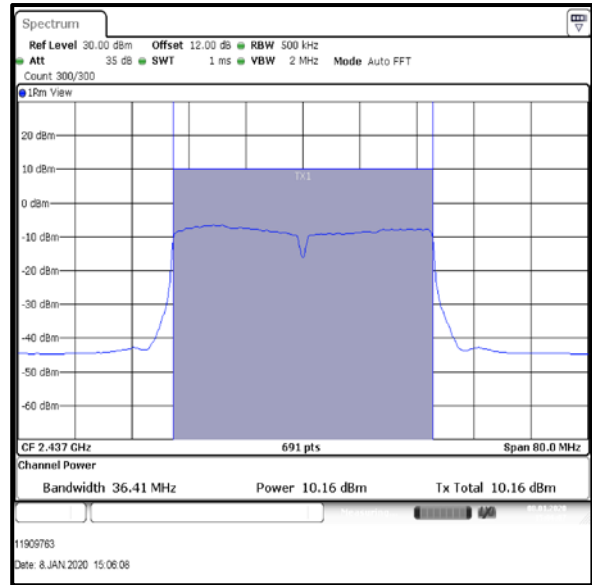
**Top Channel**

**Transmitter Maximum (Average) Output Power (continued)**

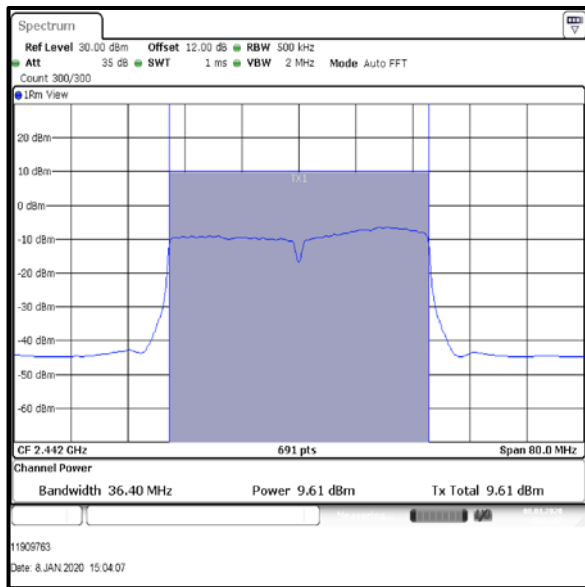
**Results: 802.11n / HT40 / MCS0 / MIMO / Port 3 / PWL 16 / 6 dBi Antenna Group**



**Bottom Channel**



**Middle Channel**



**Top Channel**

**Transmitter Maximum (Average) Output Power (continued)****Results: 802.11b / 20 MHz / 5.5 Mbps / MIMO / Port 1+2+3+4 / PWL 15 / 6 dBi Antenna Group****Conducted Power Limit Comparison**

Channel	Conducted Power Port 1 (dBm)	Conducted Power Port 2 (dBm)	Conducted Power Port 3 (dBm)	Conducted Power Port 4 (dBm)	Port 1+2+3+4 Combined Conducted Power (dBm)	Conducted Power Limit (dBm)	Margin (dB)	Result
Bottom	9.5	7.6	8.2	8.1	14.4	30.0	15.6	Complied
Middle	9.0	6.8	7.5	7.3	13.8	30.0	16.2	Complied
Top	9.3	9.2	8.9	8.7	15.1	30.0	14.9	Complied

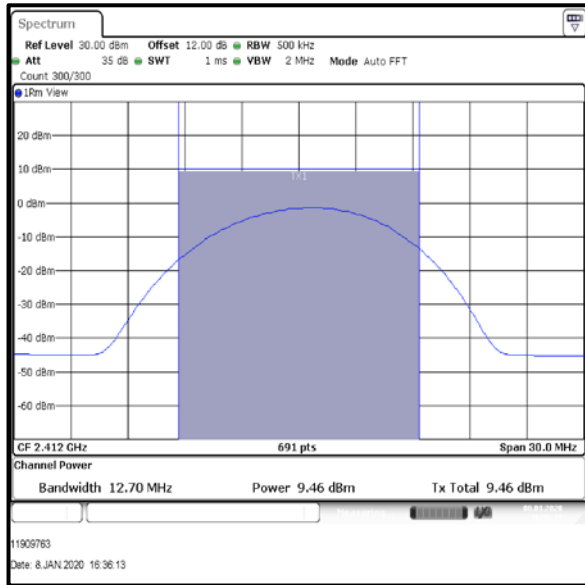
**De Facto EIRP Limit Comparison**

Channel	Port 1+2+3+4 Combined Conducted Power (dBm)	Directional Antenna Gain (dBi)	EIRP (dBm)	De Facto EIRP Limit (dBm)	Margin (dB)	Result
Bottom	14.4	6.0	20.4	36.0	15.6	Complied
Middle	13.8	6.0	19.8	36.0	16.2	Complied
Top	15.1	6.0	21.1	36.0	14.9	Complied

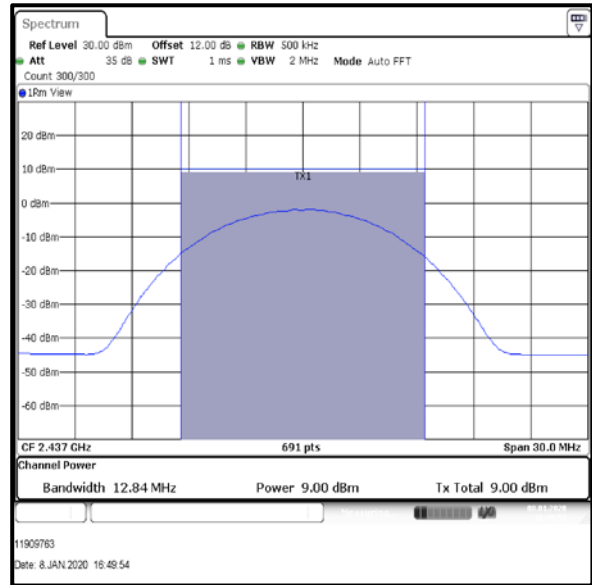
**Result: Pass**

**Transmitter Maximum (Average) Output Power (continued)**

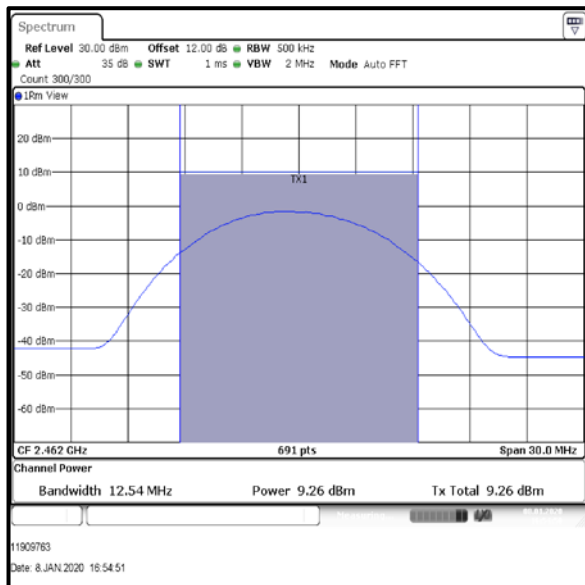
**Results: 802.11b / 20 MHz / 5.5 Mbps / MIMO / Port 1 / PWL 15 / 6 dBi Antenna Group**



**Bottom Channel**



**Middle Channel**

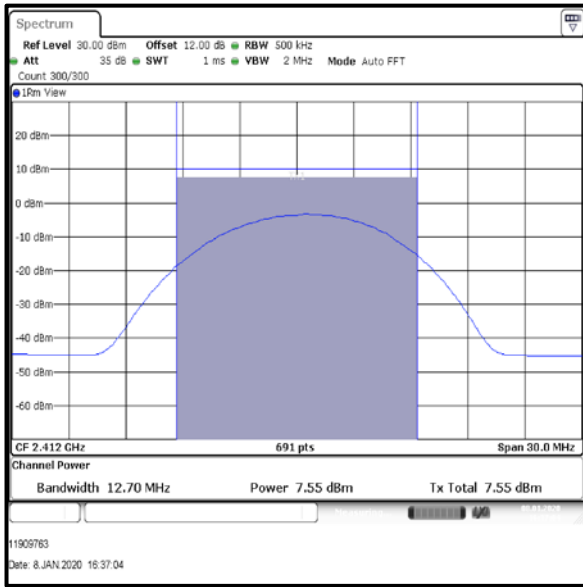


**Top Channel**

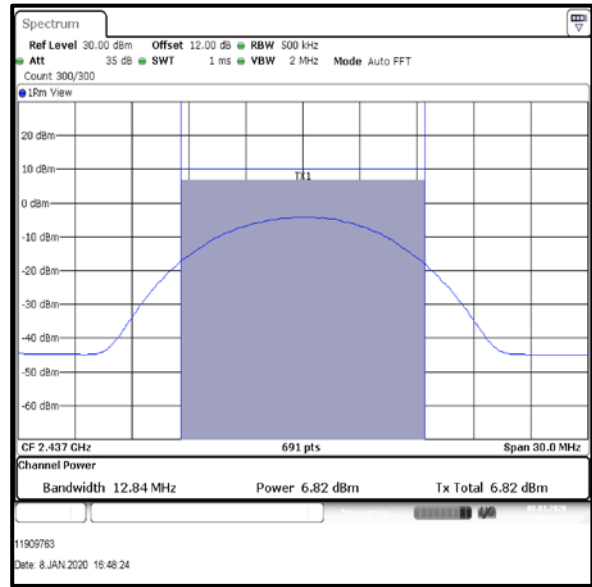


**Transmitter Maximum (Average) Output Power (continued)**

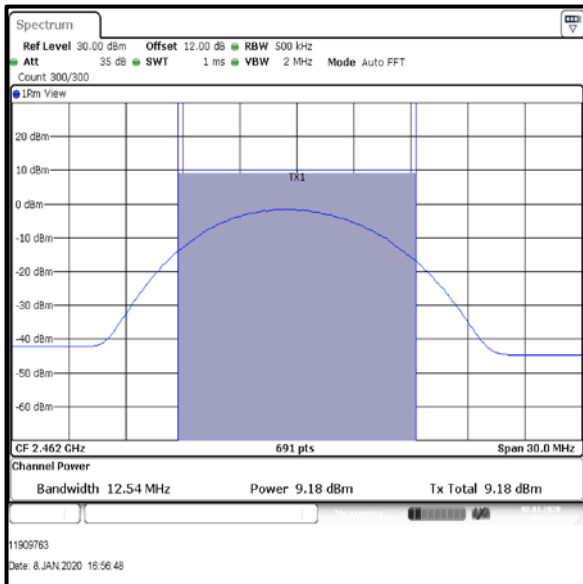
**Results: 802.11b / 20 MHz / 5.5 Mbps / MIMO / Port 2 / PWL 15 / 6 dBi Antenna Group**



**Bottom Channel**



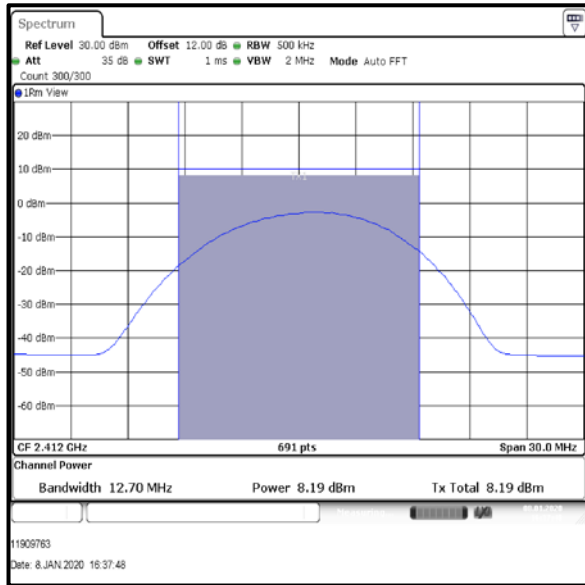
**Middle Channel**



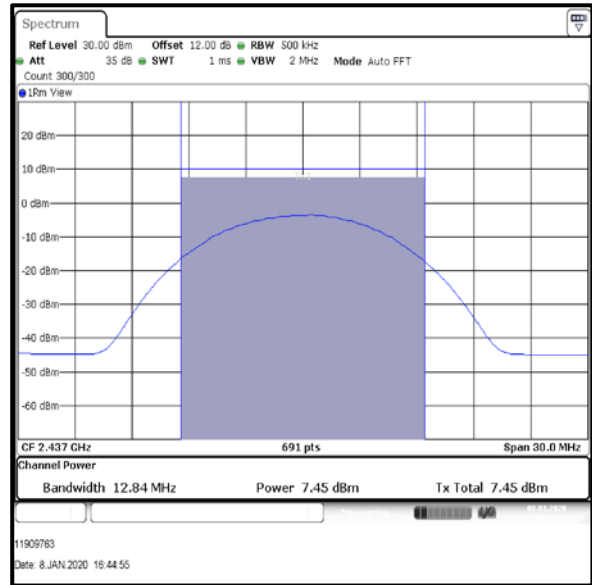
**Top Channel**

**Transmitter Maximum (Average) Output Power (continued)**

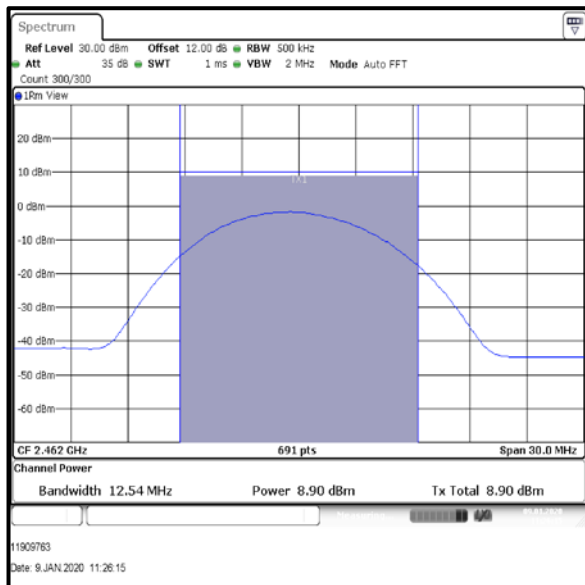
**Results: 802.11b / 20 MHz / 5.5 Mbps / MIMO / Port 3 / PWL 15 / 6 dBi Antenna Group**



**Bottom Channel**



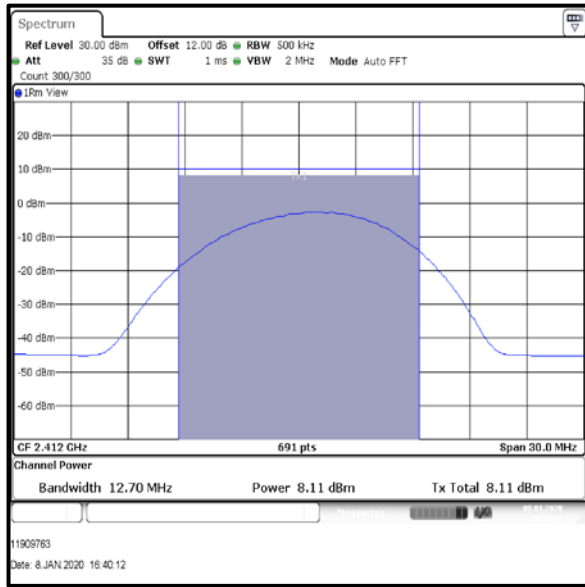
**Middle Channel**



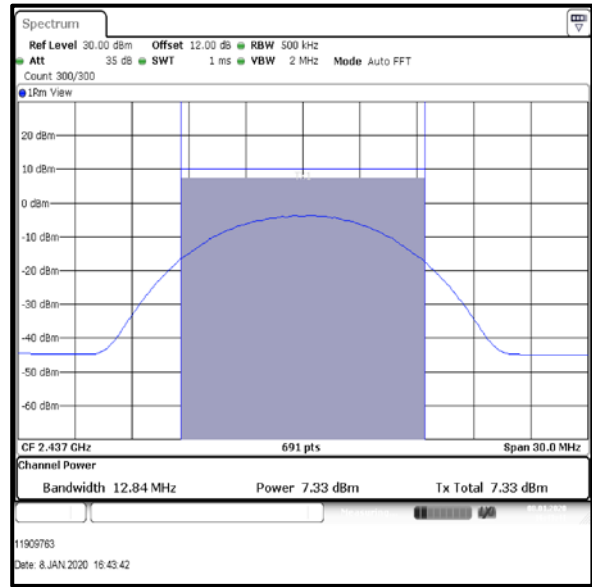
**Top Channel**

**Transmitter Maximum (Average) Output Power (continued)**

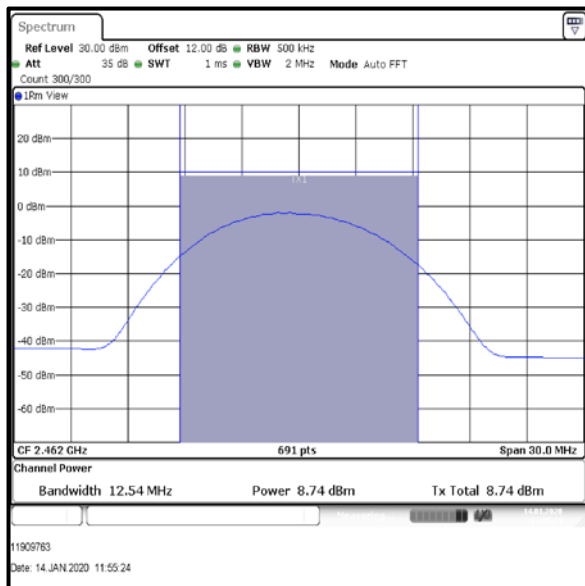
**Results: 802.11b / 20 MHz / 5.5 Mbps / MIMO / Port 4 / PWL 15 / 6 dBi Antenna Group**



**Bottom Channel**



**Middle Channel**



**Top Channel**

**Transmitter Maximum (Average) Output Power (continued)**

**Results: 802.11g / 20 MHz / 6 Mbps / MIMO / Port 1+2+3+4 / PWL 15 / 6 dBi Antenna Group**

**Conducted Power Limit Comparison**

Channel	Port 1			Port 2		
	Conducted Power (dBm)	Duty Cycle Correction (dB)	Corrected Conducted Power (dBm)	Conducted Power (dBm)	Duty Cycle Correction (dB)	Corrected Conducted Power (dBm)
Bottom	9.3	0.2	9.5	9.4	0.2	9.6
Middle	9.1	0.2	9.3	9.2	0.2	9.4
Top	8.2	0.2	8.4	8.4	0.2	8.6

Channel	Port 3			Port 4		
	Conducted Power (dBm)	Duty Cycle Correction (dB)	Corrected Conducted Power (dBm)	Conducted Power (dBm)	Duty Cycle Correction (dB)	Corrected Conducted Power (dBm)
Bottom	9.7	0.2	9.9	9.3	0.2	9.5
Middle	9.6	0.2	9.8	8.7	0.2	8.9
Top	8.9	0.2	9.1	8.8	0.2	9

Channel	Corrected Conducted Power Port 1 (dBm)	Corrected Conducted Power Port 2 (dBm)	Corrected Conducted Power Port 3 (dBm)	Corrected Conducted Power Port 4 (dBm)	Port 1+2+3+4 Combined Conducted Power (dBm)	Conducted Power Limit (dBm)	Margin (dB)	Result
Bottom	9.5	9.6	9.9	9.5	15.7	30.0	14.3	Complied
Middle	9.3	9.4	9.8	8.9	15.4	30.0	14.6	Complied
Top	8.4	8.6	9.1	9.0	14.8	30.0	15.2	Complied

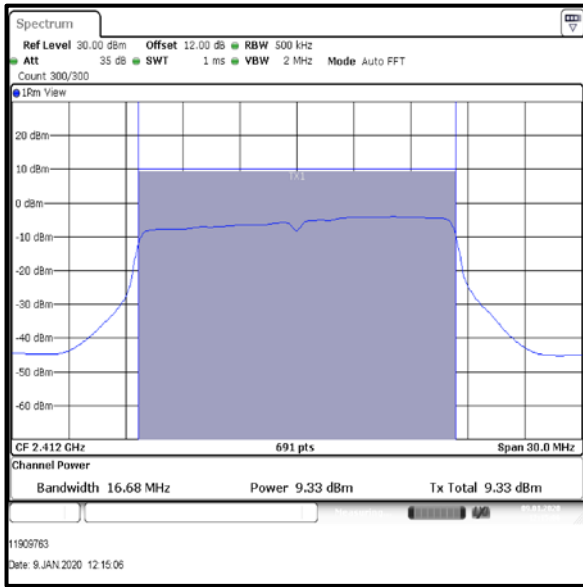
**De Facto EIRP Limit Comparison**

Channel	Port 1+2+3+4 Combined Conducted Power (dBm)	Directional Antenna Gain (dBi)	EIRP (dBm)	De Facto EIRP Limit (dBm)	Margin (dB)	Result
Bottom	15.7	6.0	21.7	36.0	14.3	Complied
Middle	15.4	6.0	21.4	36.0	14.6	Complied
Top	14.8	6.0	20.8	36.0	15.2	Complied

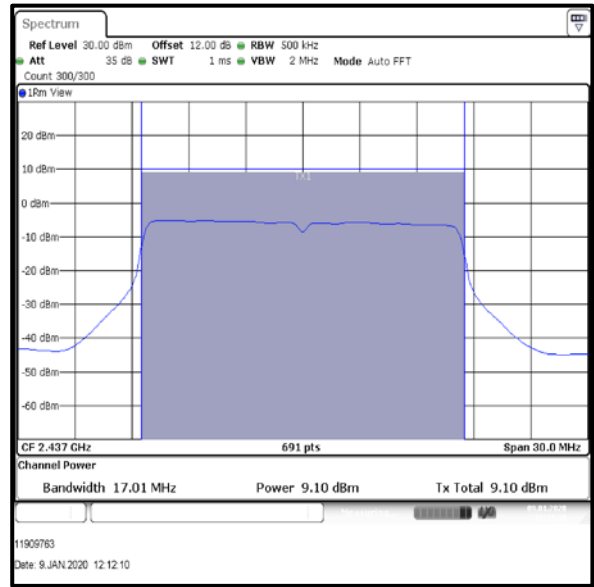
**Result: Pass**

**Transmitter Maximum (Average) Output Power (continued)**

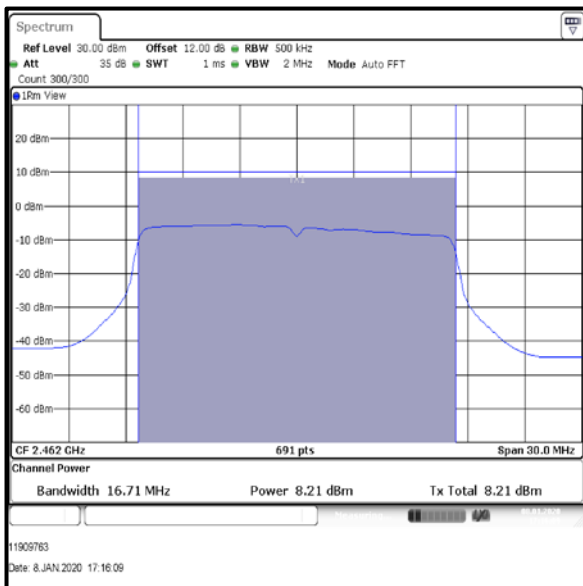
**Results: 802.11g / 20 MHz / 6 Mbps / MIMO / Port 1 / PWL 15 / 6 dBi Antenna Group**



**Bottom Channel**



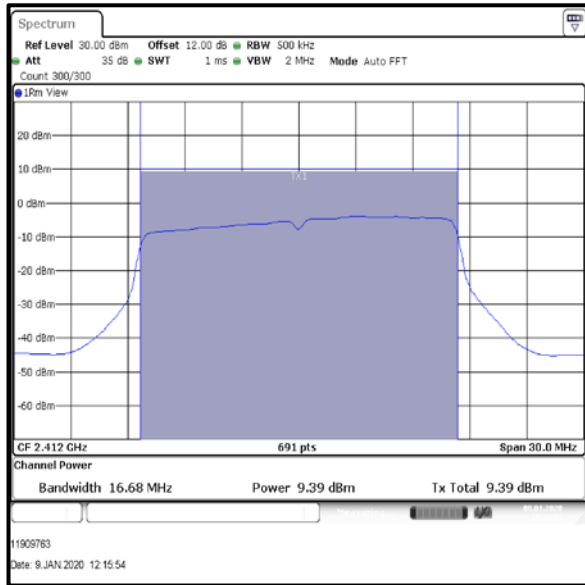
**Middle Channel**



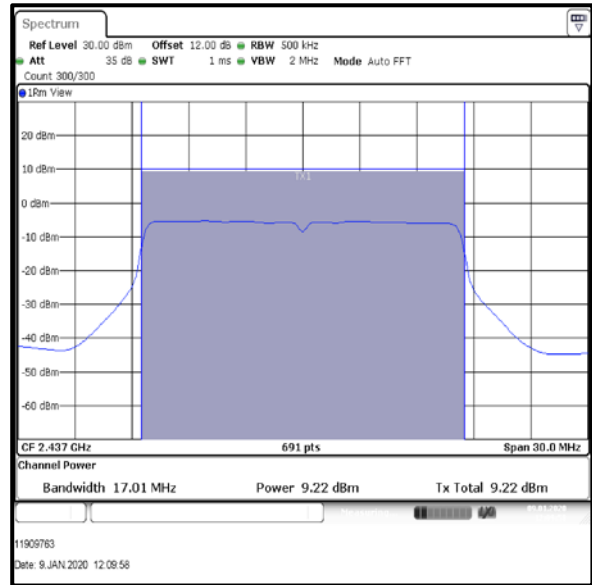
**Top Channel**

**Transmitter Maximum (Average) Output Power (continued)**

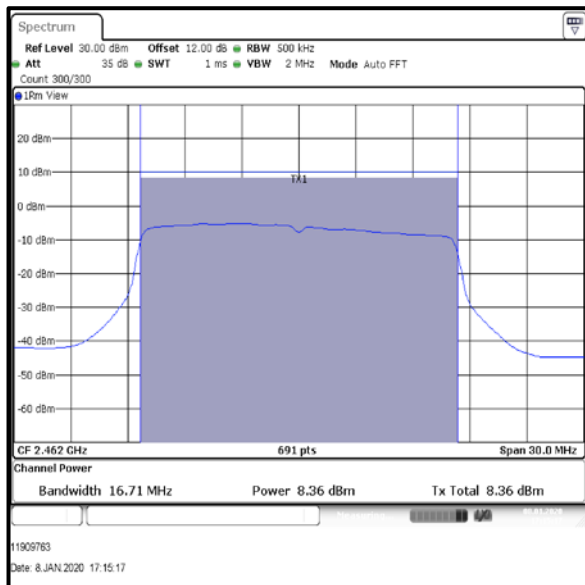
**Results: 802.11g / 20 MHz / 6 Mbps / MIMO / Port 2 / PWL 15 / 6 dBi Antenna Group**



**Bottom Channel**



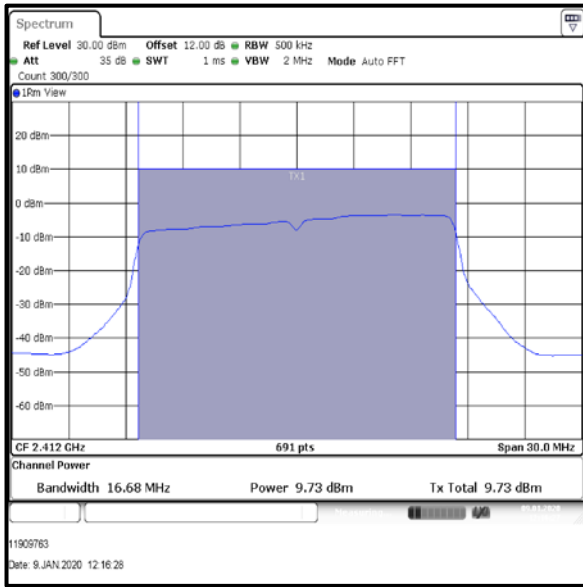
**Middle Channel**



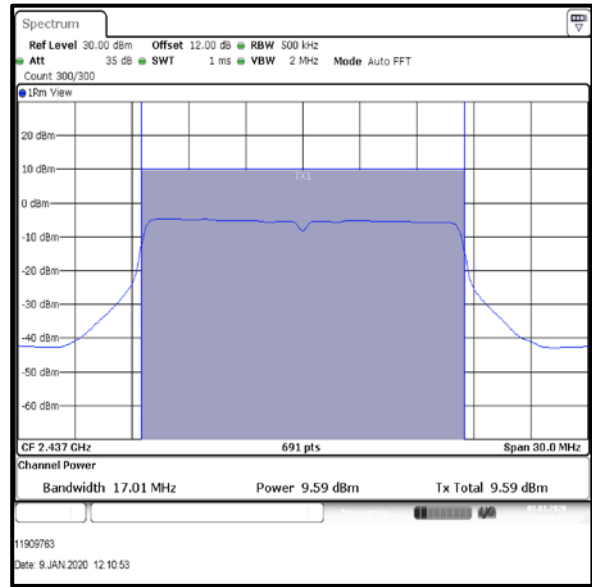
**Top Channel**

**Transmitter Maximum (Average) Output Power (continued)**

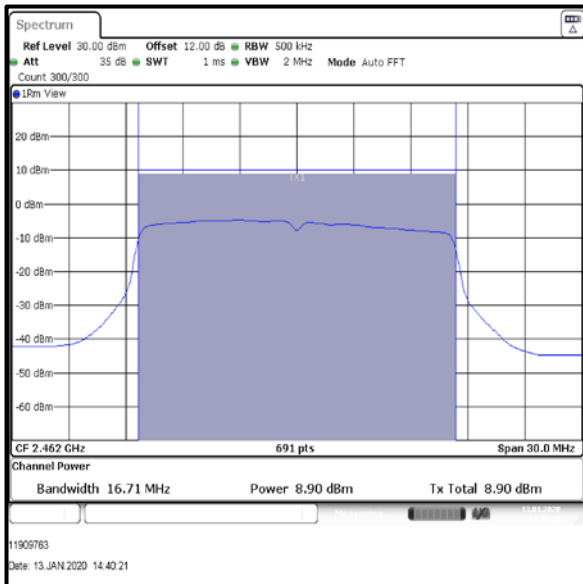
**Results: 802.11g / 20 MHz / 6 Mbps / MIMO / Port 3 / PWL 15 / 6 dBi Antenna Group**



**Bottom Channel**



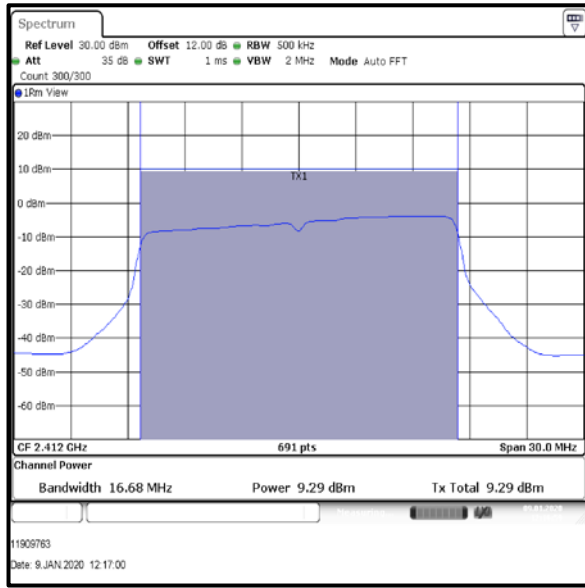
**Middle Channel**



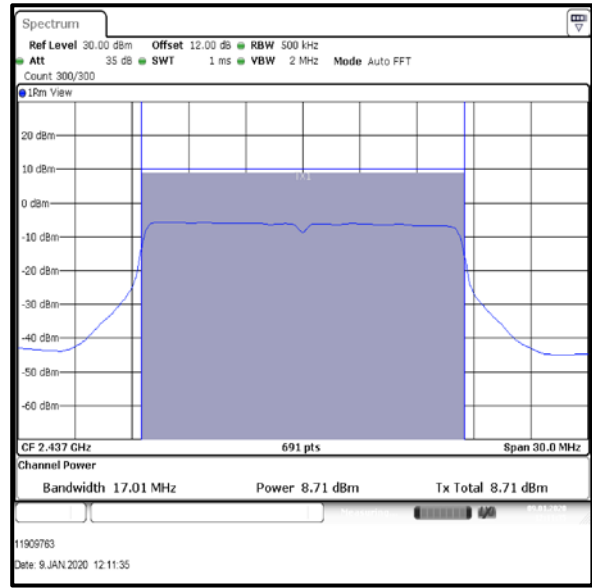
**Top Channel**

**Transmitter Maximum (Average) Output Power (continued)**

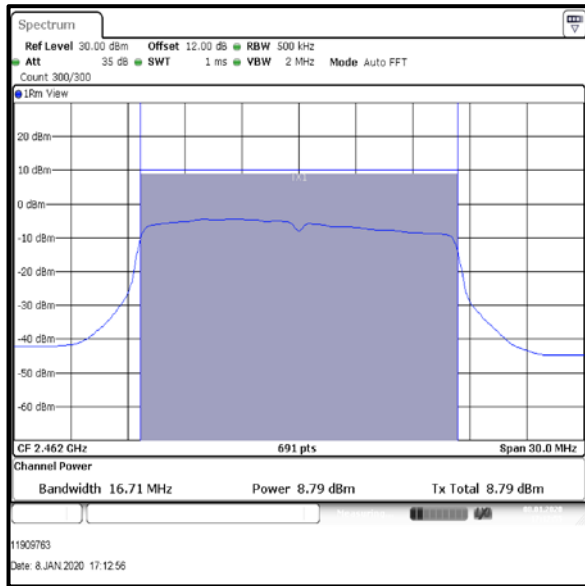
**Results: 802.11g / 20 MHz / 6 Mbps / MIMO / Port 4 / PWL 15 / 6 dBi Antenna Group**



**Bottom Channel**



**Middle Channel**



**Top Channel**



**Transmitter Maximum (Average) Output Power (continued)**

**Results: 802.11n / HT20 / MCS0 / MIMO / Port 1+2+3+4 / PWL 15 / 6 dBi Antenna Group**

**Conducted Power Limit Comparison**

Channel	Port 1			Port 2		
	Conducted Power (dBm)	Duty Cycle Correction (dB)	Corrected Conducted Power (dBm)	Conducted Power (dBm)	Duty Cycle Correction (dB)	Corrected Conducted Power (dBm)
Bottom	9.0	0.4	9.4	9.1	0.4	9.5
Middle	8.7	0.4	9.1	9.0	0.4	9.4
Top	8.6	0.4	9	9.0	0.4	9.4

Channel	Port 3			Port 4		
	Conducted Power (dBm)	Duty Cycle Correction (dB)	Corrected Conducted Power (dBm)	Conducted Power (dBm)	Duty Cycle Correction (dB)	Corrected Conducted Power (dBm)
Bottom	9.5	0.4	9.9	9.2	0.4	9.6
Middle	9.2	0.4	9.6	8.3	0.4	8.7
Top	8.8	0.4	9.2	7.7	0.4	8.1

Channel	Corrected Conducted Power Port 1 (dBm)	Corrected Conducted Power Port 2 (dBm)	Corrected Conducted Power Port 3 (dBm)	Corrected Conducted Power Port 4 (dBm)	Port 1+2+3+4 Combined Conducted Power (dBm)	Conducted Power Limit (dBm)	Margin (dB)	Result
Bottom	9.4	9.5	9.9	9.6	15.6	30.0	14.4	Complied
Middle	9.1	9.4	9.6	8.7	15.2	30.0	14.8	Complied
Top	9.0	9.4	9.2	8.1	15.0	30.0	15.0	Complied

**De Facto EIRP Limit Comparison**

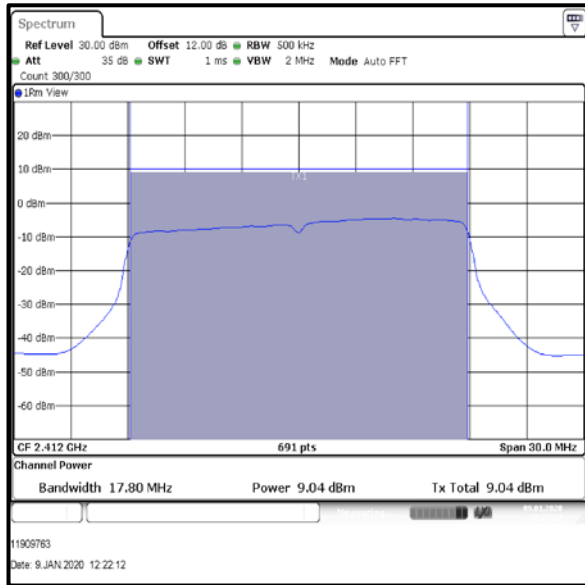
Channel	Port 1+2+3+4 Combined Conducted Power (dBm)	Directional Antenna Gain (dBi)	EIRP (dBm)	De Facto EIRP Limit (dBm)	Margin (dB)	Result
Bottom	15.6	6.0	21.6	36.0	14.4	Complied
Middle	15.2	6.0	21.2	36.0	14.8	Complied
Top	15.0	6.0	21	36.0	15	Complied

**Result: Pass**

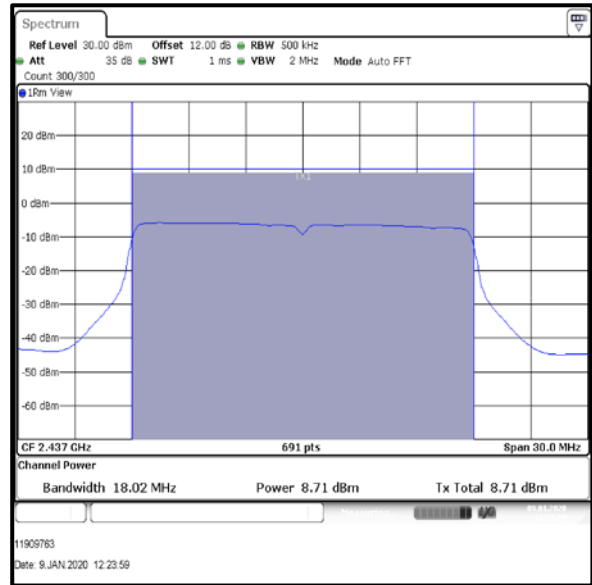


**Transmitter Maximum (Average) Output Power (continued)**

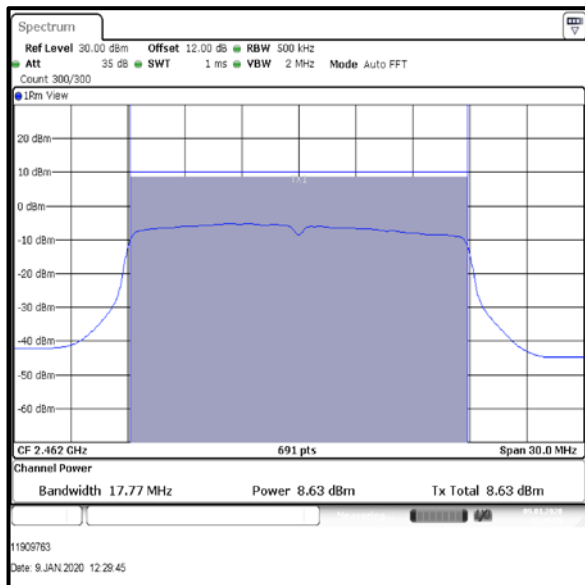
**Results: 802.11n / HT20 / MCS0 / MIMO / Port 1 / PWL 15 / 6 dBi Antenna Group**



**Bottom Channel**



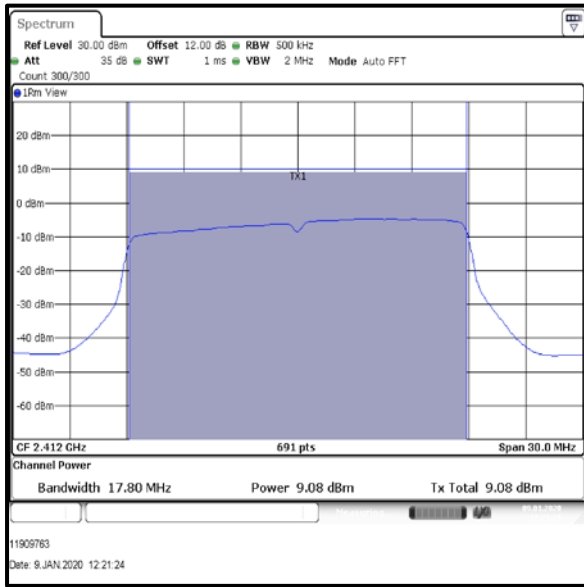
**Middle Channel**



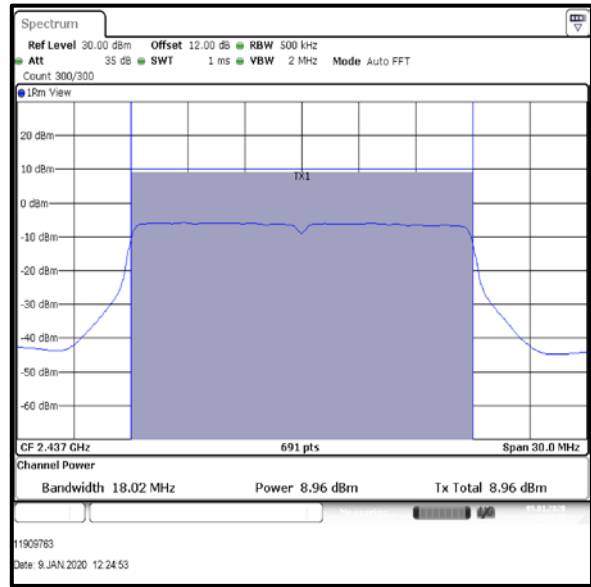
**Top Channel**

**Transmitter Maximum (Average) Output Power (continued)**

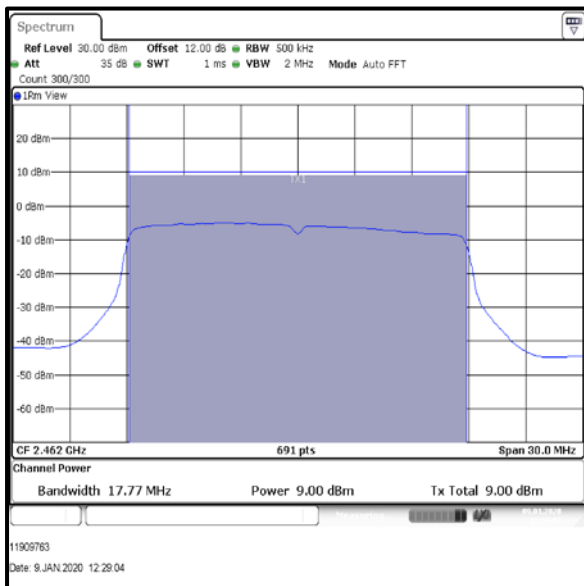
**Results: 802.11n / HT20 / MCS0 / MIMO / Port 2 / PWL 15 / 6 dBi Antenna Group**



**Bottom Channel**



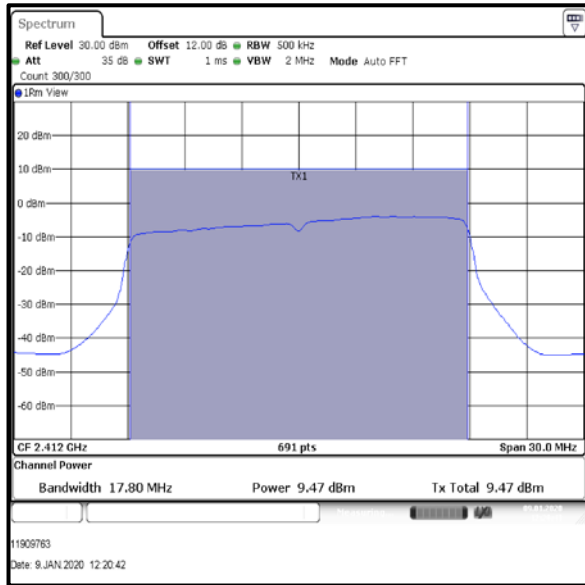
**Middle Channel**



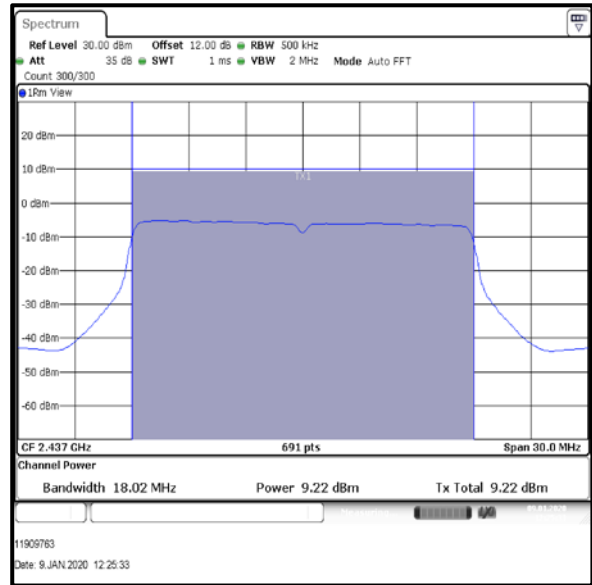
**Top Channel**

**Transmitter Maximum (Average) Output Power (continued)**

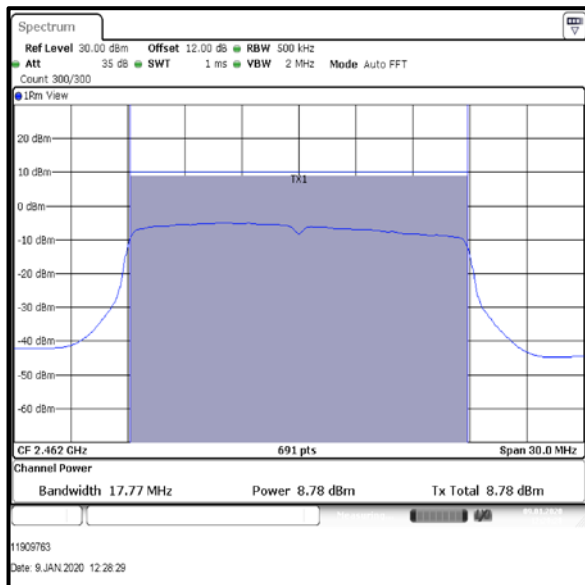
**Results: 802.11n / HT20 / MCS0 / MIMO / Port 3 / PWL 15 / 6 dBi Antenna Group**



Bottom Channel



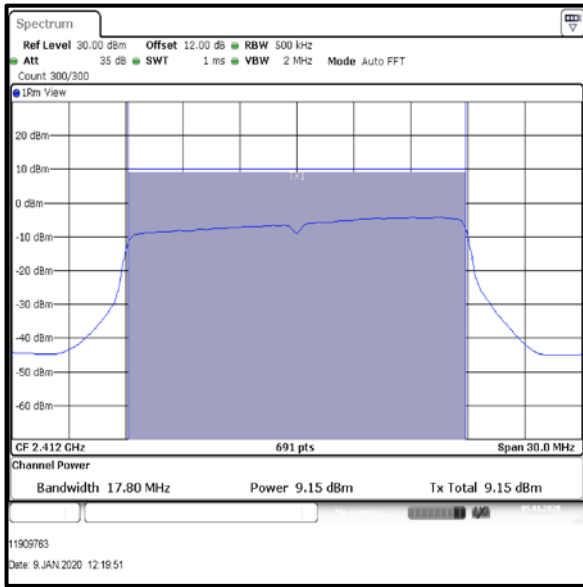
Middle Channel



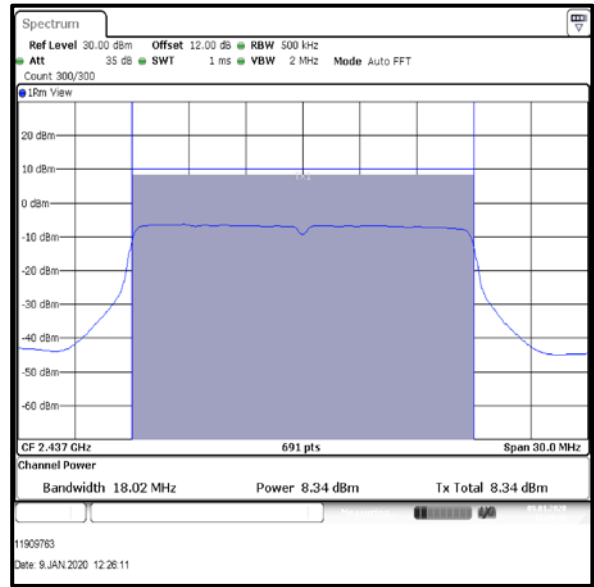
Top Channel

**Transmitter Maximum (Average) Output Power (continued)**

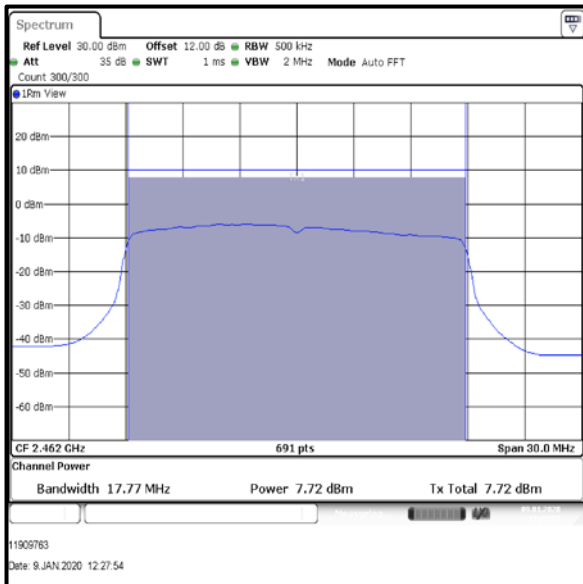
**Results: 802.11n / HT20 / MCS0 / MIMO / Port 4 / PWL 15 / 6 dBi Antenna Group**



**Bottom Channel**



**Middle Channel**



**Top Channel**

**Transmitter Maximum (Average) Output Power (continued)**

**Results: 802.11n / HT40 / MCS0 / MIMO / Port 1+2+3+4 / PWL 15 / 6 dBi Antenna Group**

**Conducted Power Limit Comparison**

Channel	Port 1			Port 2		
	Conducted Power (dBm)	Duty Cycle Correction (dB)	Corrected Conducted Power (dBm)	Conducted Power (dBm)	Duty Cycle Correction (dB)	Corrected Conducted Power (dBm)
Bottom	10.0	0.6	10.6	9.5	0.6	10.1
Middle	8.8	0.6	9.4	9.0	0.6	9.6
Top	9.2	0.6	9.8	9.0	0.6	9.6

Channel	Port 3			Port 4		
	Conducted Power (dBm)	Duty Cycle Correction (dB)	Corrected Conducted Power (dBm)	Conducted Power (dBm)	Duty Cycle Correction (dB)	Corrected Conducted Power (dBm)
Bottom	10.4	0.6	11	9.6	0.6	10.2
Middle	9.3	0.6	9.9	9.1	0.6	9.7
Top	9.4	0.6	10	8.0	0.6	8.6

Channel	Corrected Conducted Power Port 1 (dBm)	Corrected Conducted Power Port 2 (dBm)	Corrected Conducted Power Port 3 (dBm)	Corrected Conducted Power Port 4 (dBm)	Port 1+2+3+4 Combined Conducted Power (dBm)	Conducted Power Limit (dBm)	Margin (dB)	Result
Bottom	10.6	10.1	11.0	10.2	16.5	30.0	13.5	Complied
Middle	9.4	9.6	9.9	9.7	15.6	30.0	14.4	Complied
Top	9.8	9.6	10.0	8.6	15.6	30.0	14.4	Complied

**De Facto EIRP Limit Comparison**

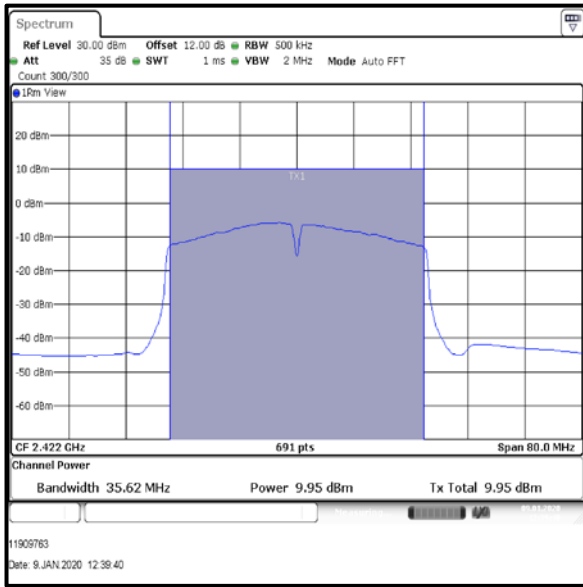
Channel	Port 1+2+3+4 Combined Conducted Power (dBm)	Directional Antenna Gain (dBi)	EIRP (dBm)	De Facto EIRP Limit (dBm)	Margin (dB)	Result
Bottom	16.5	6.0	22.5	36.0	13.5	Complied
Middle	15.6	6.0	21.6	36.0	14.4	Complied
Top	15.6	6.0	21.6	36.0	14.4	Complied

**Result: Pass**

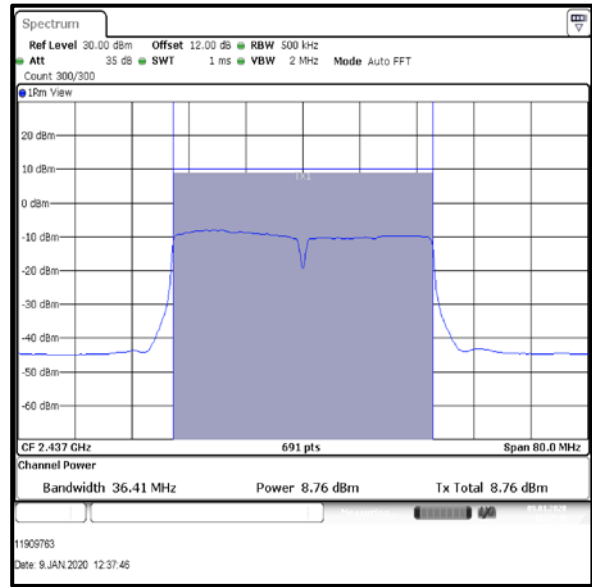


**Transmitter Maximum (Average) Output Power (continued)**

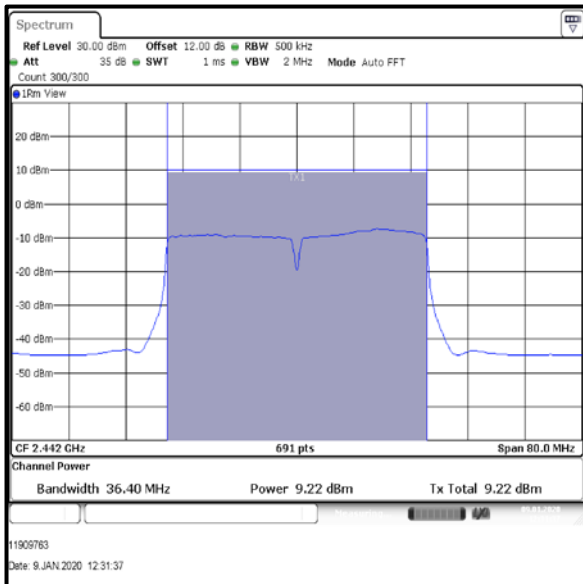
**Results: 802.11n / HT40 / MCS0 / MIMO / Port 1 / PWL 15 / 6 dBi Antenna Group**



**Bottom Channel**



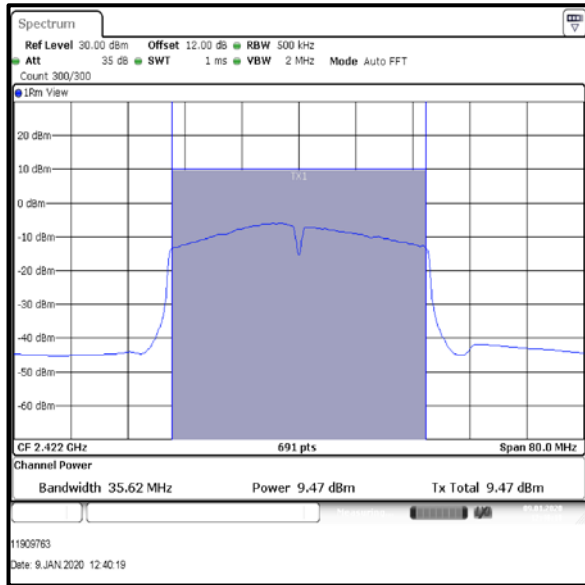
**Middle Channel**



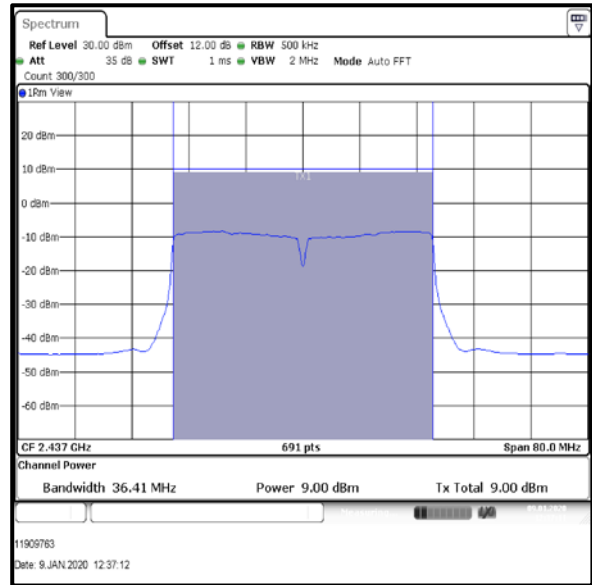
**Top Channel**

**Transmitter Maximum (Average) Output Power (continued)**

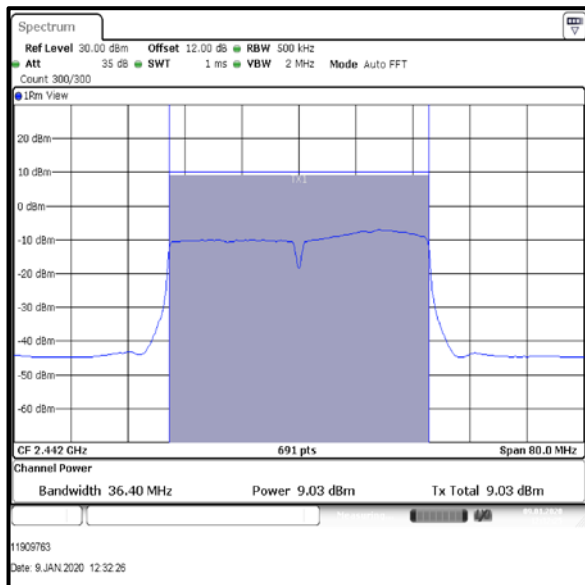
**Results: 802.11n / HT40 / MCS0 / MIMO / Port 2 / PWL 15 / 6 dBi Antenna Group**



**Bottom Channel**



**Middle Channel**

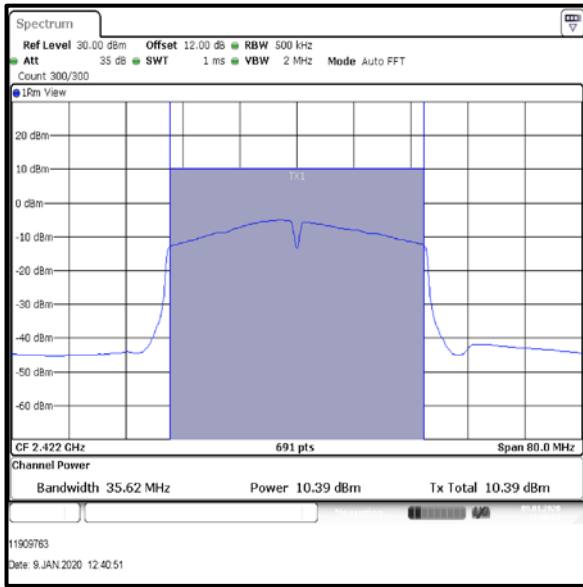


**Top Channel**

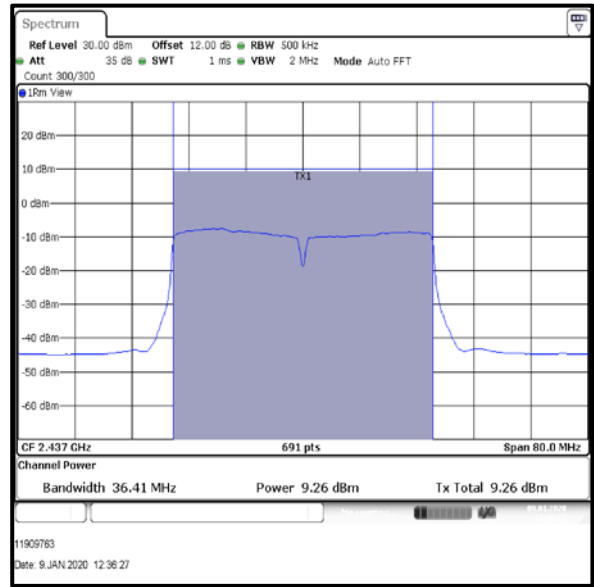


**Transmitter Maximum (Average) Output Power (continued)**

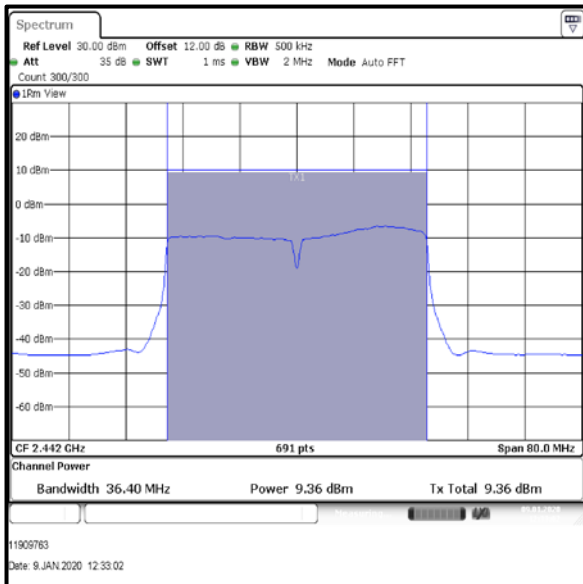
**Results: 802.11n / HT40 / MCS0 / MIMO / Port 3 / PWL 15 / 6 dBi Antenna Group**



**Bottom Channel**



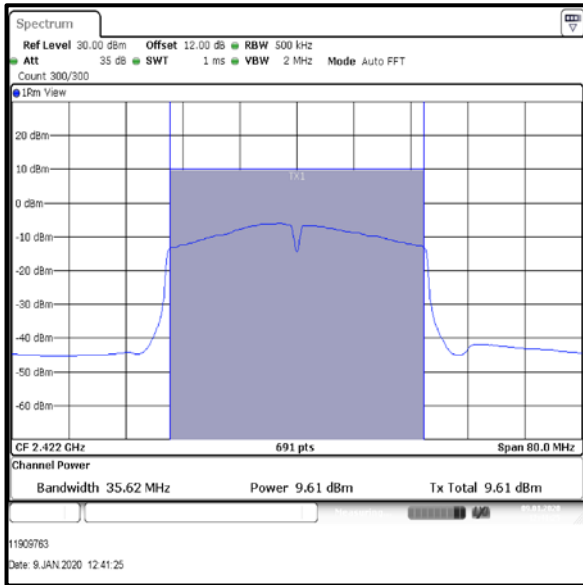
**Middle Channel**



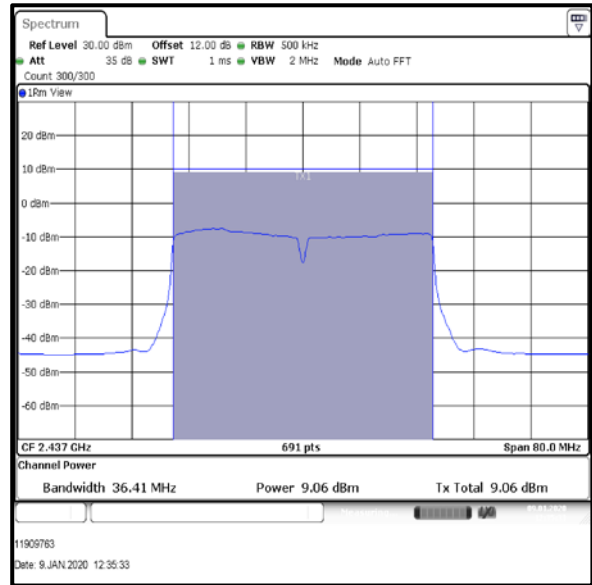
**Top Channel**

**Transmitter Maximum (Average) Output Power (continued)**

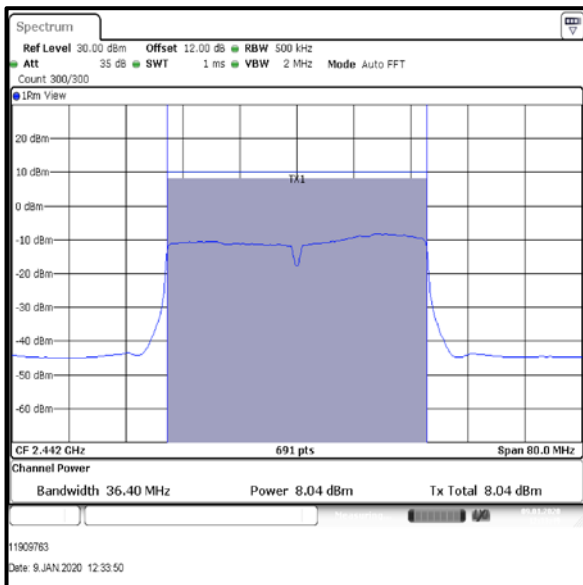
**Results: 802.11n / HT40 / MCS0 / MIMO / Port 4 / PWL 15 / 6 dBi Antenna Group**



**Bottom Channel**



**Middle Channel**



**Top Channel**

**Transmitter Maximum (Average) Output Power (continued)****Results: 802.11b / 20 MHz / 5.5 Mbps / SISO / Port 1 / PWL 15 / 9 dBi Antenna Group****Conducted Power Limit Comparison**

Channel	Conducted Power (dBm)	Conducted Power Limit (dBm)	Margin (dB)	Result
Bottom	13.7	27.0	13.3	Complied
Middle	13.1	27.0	13.9	Complied
Top	13.3	27.0	13.7	Complied

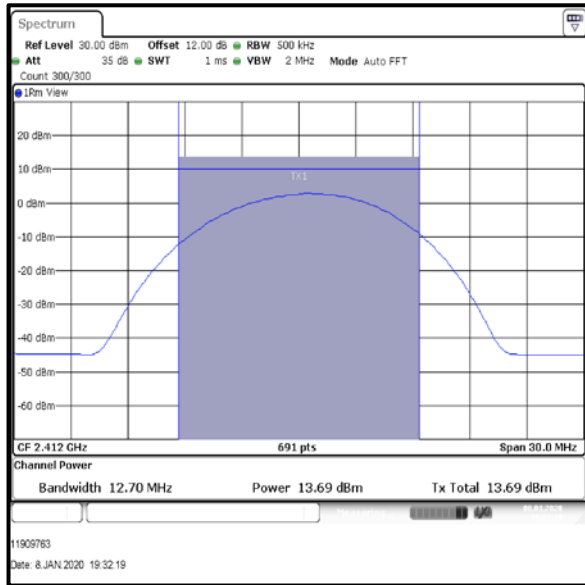
**De Facto EIRP Limit Comparison**

Channel	Conducted Power (dBm)	Declared Antenna Gain (dBi)	EIRP (dBm)	De Facto EIRP Limit (dBm)	Margin (dB)	Result
Bottom	13.7	9.0	22.7	36.0	13.3	Complied
Middle	13.1	9.0	22.1	36.0	13.9	Complied
Top	13.3	9.0	22.3	36.0	13.7	Complied

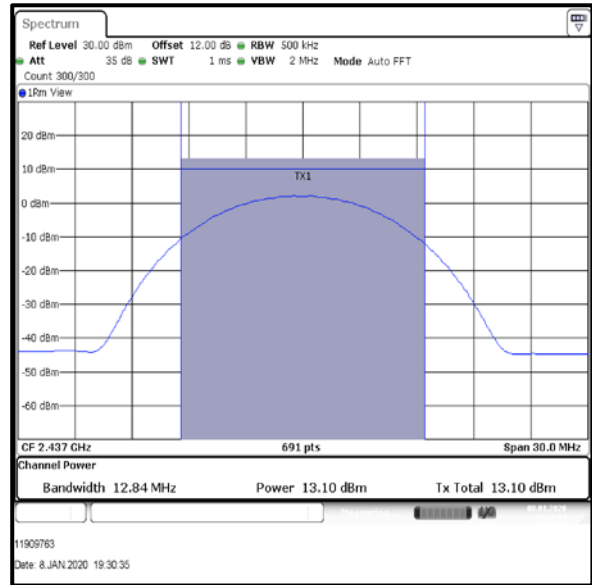
**Result: Pass**

**Transmitter Maximum (Average) Output Power (continued)**

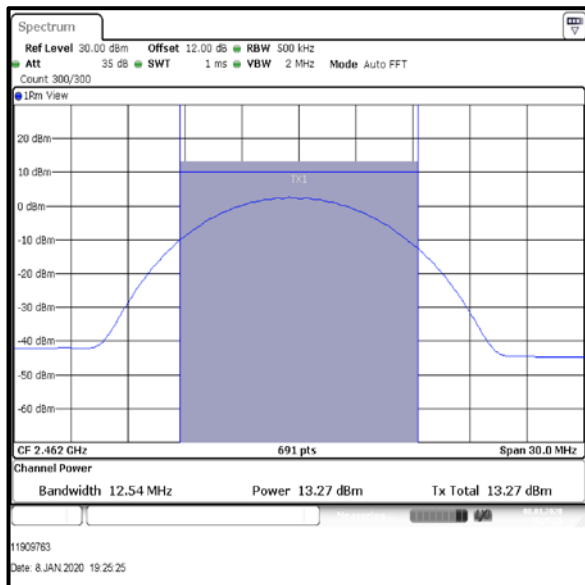
**Results: 802.11b / 20 MHz / 5.5 Mbps / SISO / Port 1 / PWL 15 / 9 dBi Antenna Group**



**Bottom Channel**



**Middle Channel**



**Top Channel**

**Transmitter Maximum (Average) Output Power (continued)****Results: 802.11g / 20 MHz / 6 Mbps / SISO / Port 1 / PWL 15 / 9 dBi Antenna Group****Conducted Power Limit Comparison**

Channel	Conducted Power (dBm)	Duty Cycle Correction (dB)	Corrected Conducted Power (dBm)	Conducted Power Limit (dBm)	Margin (dB)	Result
Bottom	14.9	0.2	15.1	27.0	11.9	Complied
Middle	14.0	0.2	14.2	27.0	12.8	Complied
Top	14.4	0.2	14.6	27.0	12.4	Complied

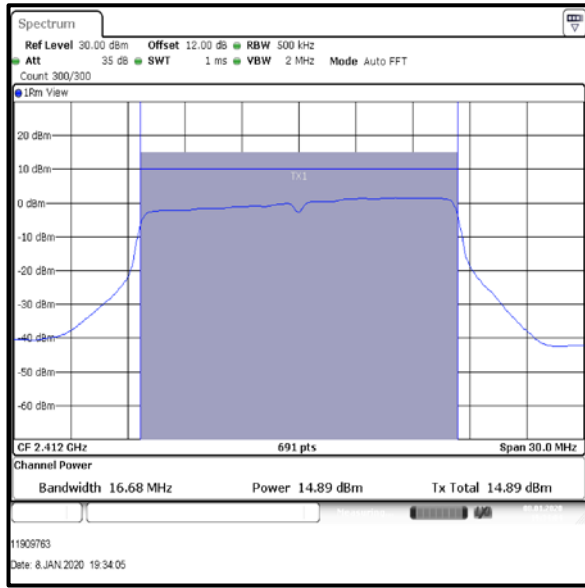
**De Facto EIRP Limit Comparison**

Channel	Corrected Conducted Power (dBm)	Declared Antenna Gain (dBi)	EIRP (dBm)	De Facto EIRP Limit (dBm)	Margin (dB)	Result
Bottom	15.1	9.0	24.1	36.0	11.9	Complied
Middle	14.2	9.0	23.2	36.0	12.8	Complied
Top	14.6	9.0	23.6	36.0	12.4	Complied

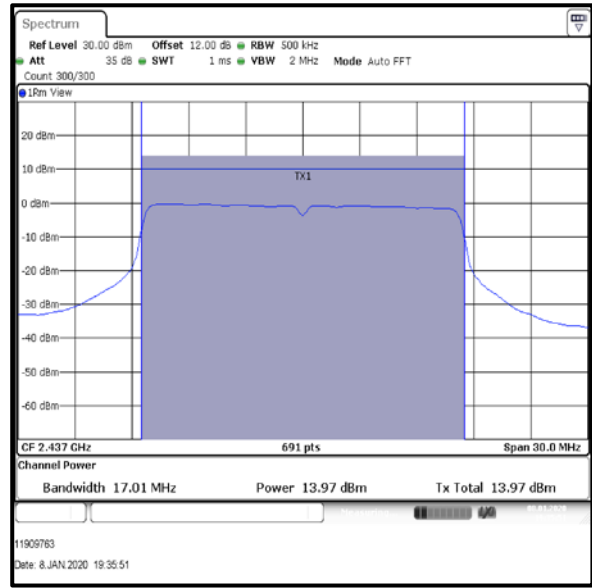
**Result: Pass**

**Transmitter Maximum (Average) Output Power (continued)**

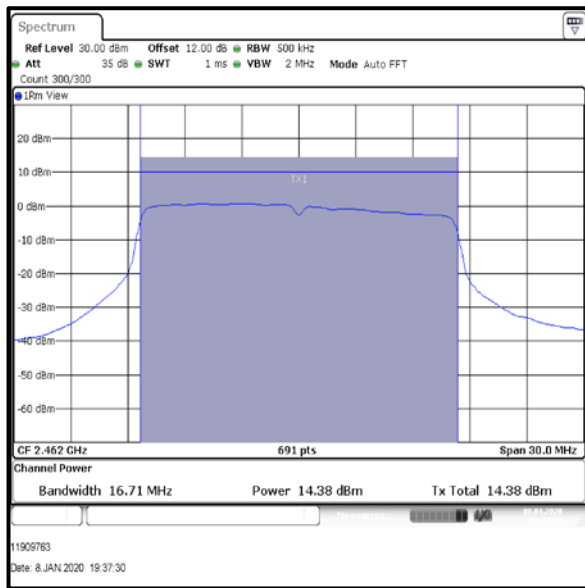
**Results: 802.11g / 20 MHz / 6 Mbps / SISO / Port 1 / PWL 15 / 9 dBi Antenna Group**



**Bottom Channel**



**Middle Channel**



**Top Channel**

**Transmitter Maximum (Average) Output Power (continued)****Results: 802.11n / HT20 / MCS0 / SISO / Port 1 / PWL 15 / 9 dBi Antenna Group****Conducted Power Limit Comparison**

Channel	Conducted Power (dBm)	Duty Cycle Correction (dB)	Corrected Conducted Power (dBm)	Conducted Power Limit (dBm)	Margin (dB)	Result
Bottom	14.7	0.4	15.1	27.0	11.9	Complied
Middle	13.8	0.4	14.2	27.0	12.8	Complied
Top	14.2	0.4	14.6	27.0	12.4	Complied

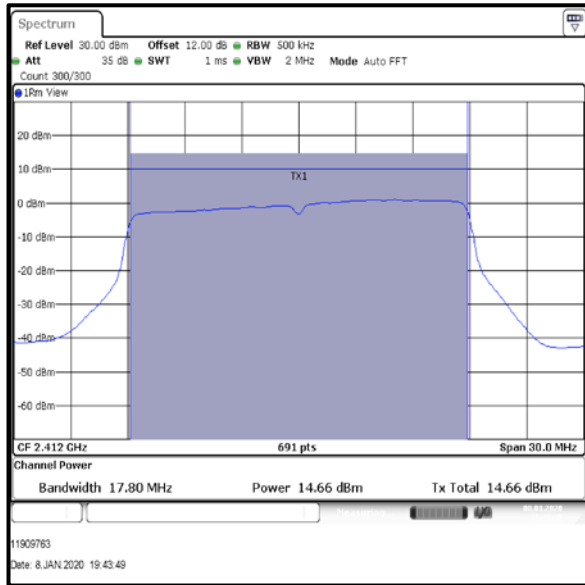
**De Facto EIRP Limit Comparison**

Channel	Corrected Conducted Power (dBm)	Declared Antenna Gain (dBi)	EIRP (dBm)	De Facto EIRP Limit (dBm)	Margin (dB)	Result
Bottom	15.1	9.0	24.1	36.0	11.9	Complied
Middle	14.2	9.0	23.2	36.0	12.8	Complied
Top	14.6	9.0	23.6	36.0	12.4	Complied

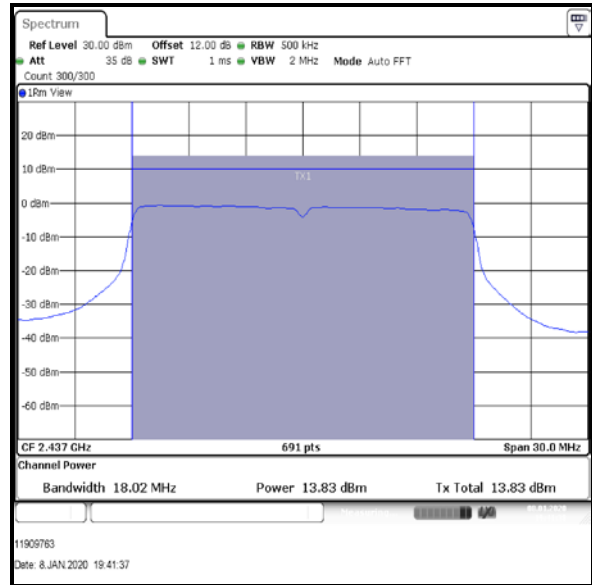
**Result: Pass**

**Transmitter Maximum (Average) Output Power (continued)**

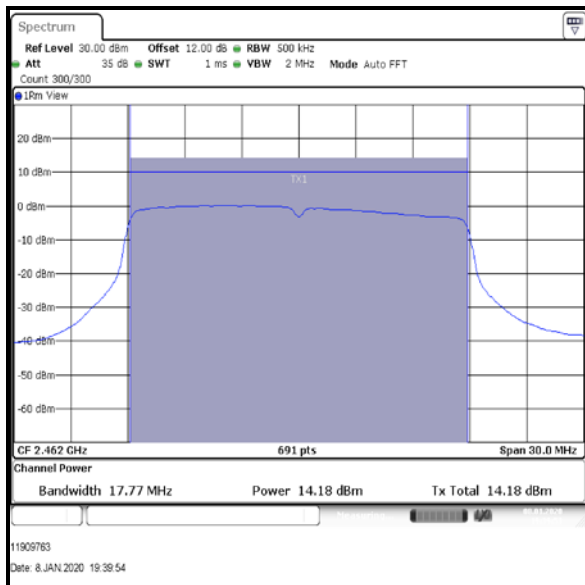
**Results: 802.11n / HT20 / MCS0 / SISO / Port 1 / PWL 15 / 9 dBi Antenna Group**



**Bottom Channel**



**Middle Channel**



**Top Channel**



**Transmitter Maximum (Average) Output Power (continued)****Results: 802.11n / HT40 / MCS0 / SISO / Port 1 / PWL 15 / 9 dBi Antenna Group****Conducted Power Limit Comparison**

Channel	Conducted Power (dBm)	Duty Cycle Correction (dB)	Corrected Conducted Power (dBm)	Conducted Power Limit (dBm)	Margin (dB)	Result
Bottom	14.9	0.6	15.5	27.0	11.5	Complied
Middle	14.2	0.6	14.8	27.0	12.2	Complied
Top	14.0	0.6	14.6	27.0	12.4	Complied

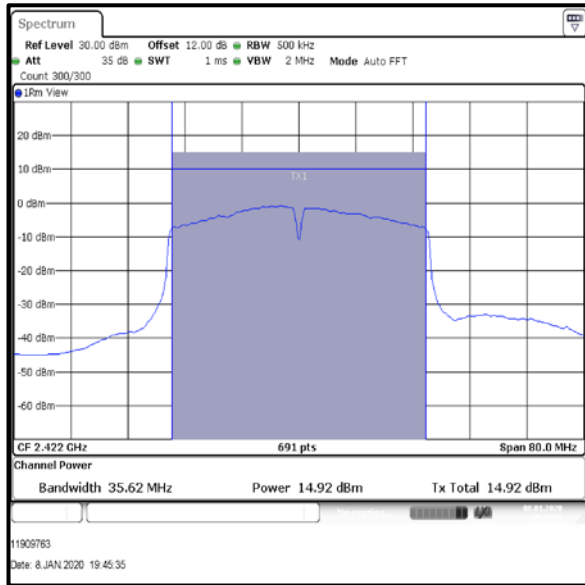
**De Facto EIRP Limit Comparison**

Channel	Corrected Conducted Power (dBm)	Declared Antenna Gain (dBi)	EIRP (dBm)	De Facto EIRP Limit (dBm)	Margin (dB)	Result
Bottom	15.5	9.0	24.5	36.0	11.5	Complied
Middle	14.8	9.0	23.8	36.0	12.2	Complied
Top	14.6	9.0	23.6	36.0	12.4	Complied

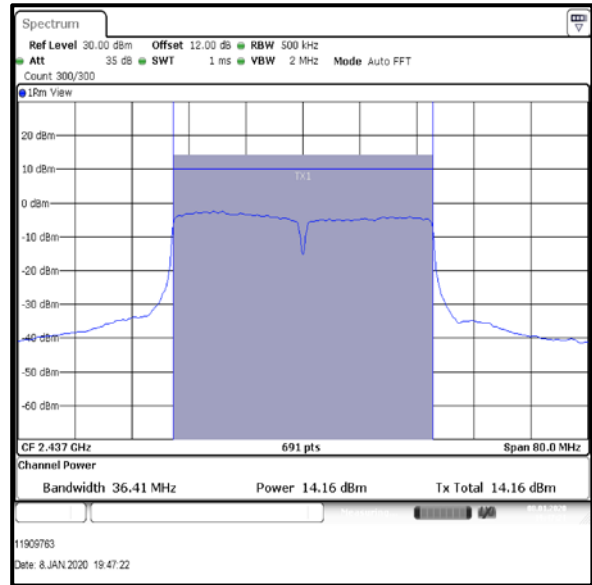
**Result: Pass**

**Transmitter Maximum (Average) Output Power (continued)**

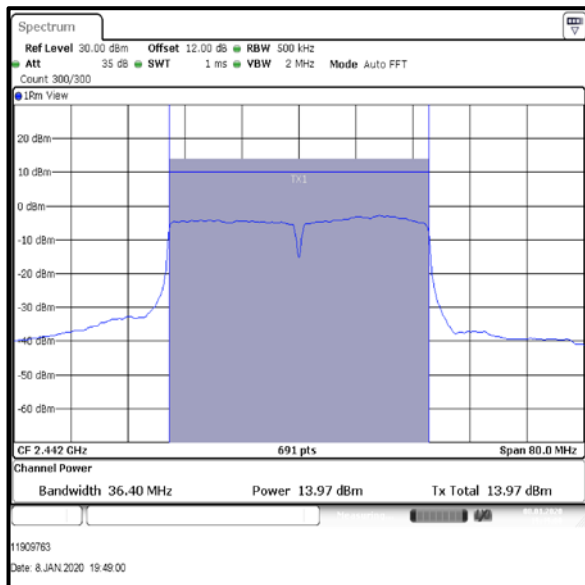
**Results: 802.11n / HT40 / MCS0 / SISO / Port 1 / PWL 15 / 9 dBi Antenna Group**



Bottom Channel



Middle Channel



Top Channel

**Transmitter Maximum (Average) Output Power (continued)****Results: 802.11b / 20 MHz / 5.5 Mbps / MIMO / Port 1+2 / PWL 15 / 9 dBi Antenna Group****Conducted Power Limit Comparison**

Channel	Conducted Power Port 1 (dBm)	Conducted Power Port 2 (dBm)	Port 1+2 Combined Conducted Power (dBm)	Conducted Power Limit (dBm)	Margin (dB)	Result
Bottom	10.8	10.8	13.8	27.0	13.2	Complied
Middle	10.1	10.6	13.4	27.0	13.6	Complied
Top	10.2	10.9	13.5	27.0	13.5	Complied

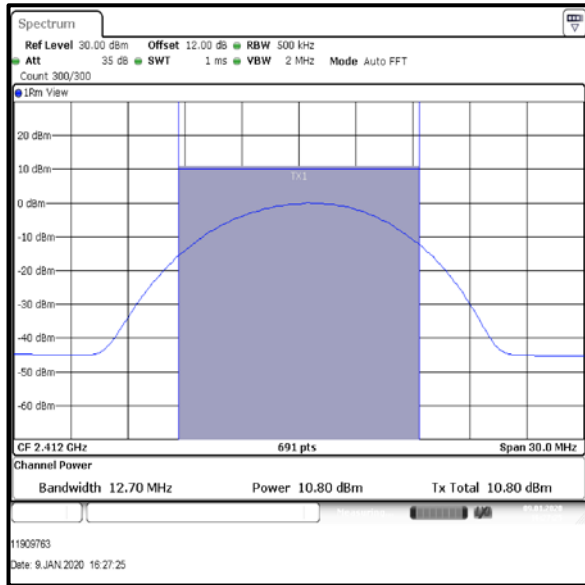
**De Facto EIRP Limit Comparison**

Channel	Port 1+2 Combined Conducted Power (dBm)	Directional Antenna Gain (dBi)	EIRP (dBm)	De Facto EIRP Limit (dBm)	Margin (dB)	Result
Bottom	13.8	9.0	22.8	36.0	13.2	Complied
Middle	13.4	9.0	22.4	36.0	13.6	Complied
Top	13.5	9.0	22.5	36.0	13.5	Complied

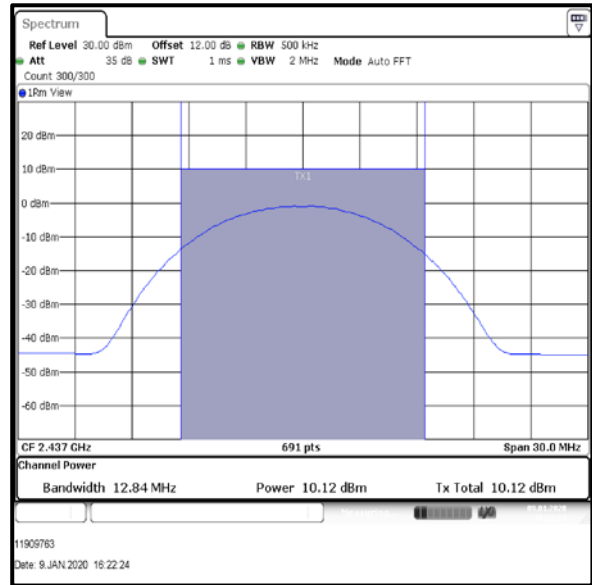
**Result: Pass**

**Transmitter Maximum (Average) Output Power (continued)**

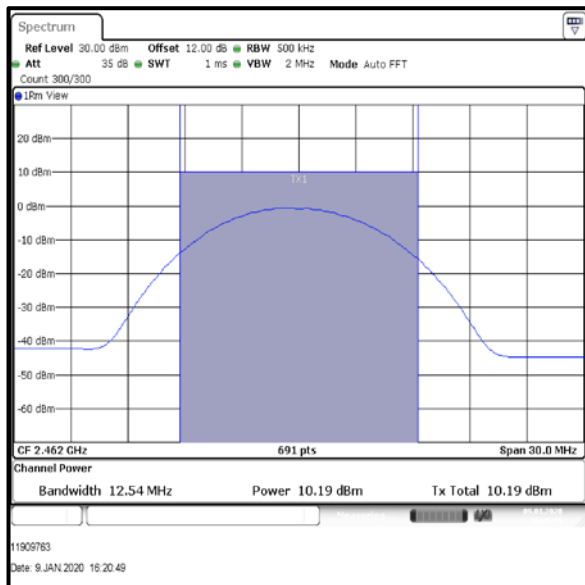
**Results: 802.11b / 20 MHz / 5.5 Mbps / MIMO / Port 1/ PWL 15 / 9 dBi Antenna Group**



**Bottom Channel**



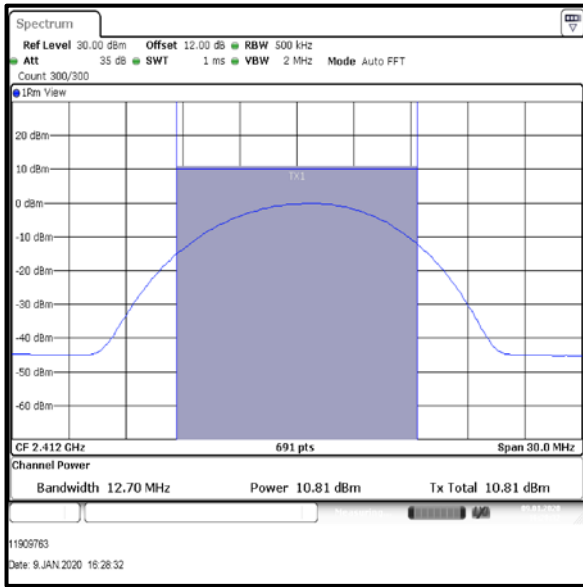
**Middle Channel**



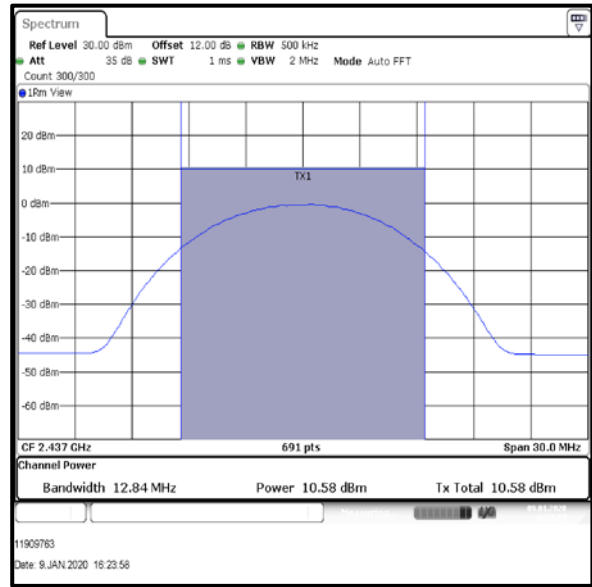
**Top Channel**

**Transmitter Maximum (Average) Output Power (continued)**

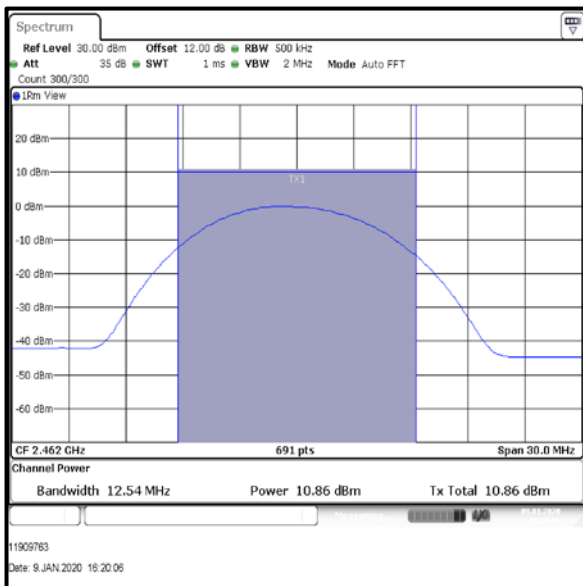
**Results: 802.11b / 20 MHz / 5.5 Mbps / MIMO / Port 2/ PWL 15 / 9 dBi Antenna Group**



**Bottom Channel**



**Middle Channel**



**Top Channel**

**Transmitter Maximum (Average) Output Power (continued)****Results: 802.11g / 20 MHz / 6 Mbps / MIMO / Port 1+2 / PWL 15 / 9 dBi Antenna Group****Conducted Power Limit Comparison**

Channel	Port 1			Port 2		
	Conducted Power (dBm)	Duty Cycle Correction (dB)	Corrected Conducted Power (dBm)	Conducted Power (dBm)	Duty Cycle Correction (dB)	Corrected Conducted Power (dBm)
Bottom	11.8	0.2	12	11.5	0.2	11.7
Middle	11.4	0.2	11.6	11.2	0.2	11.4
Top	11.5	0.2	11.7	11.7	0.2	11.9

Channel	Corrected Conducted Power Port 1 (dBm)	Corrected Conducted Power Port 2 (dBm)	Port 1+2 Combined Conducted Power (dBm)	Conducted Power Limit (dBm)	Margin (dB)	Result
Bottom	12.0	11.7	14.9	27.0	12.1	Complied
Middle	11.6	11.4	14.5	27.0	12.5	Complied
Top	11.7	11.9	14.8	27.0	12.2	Complied

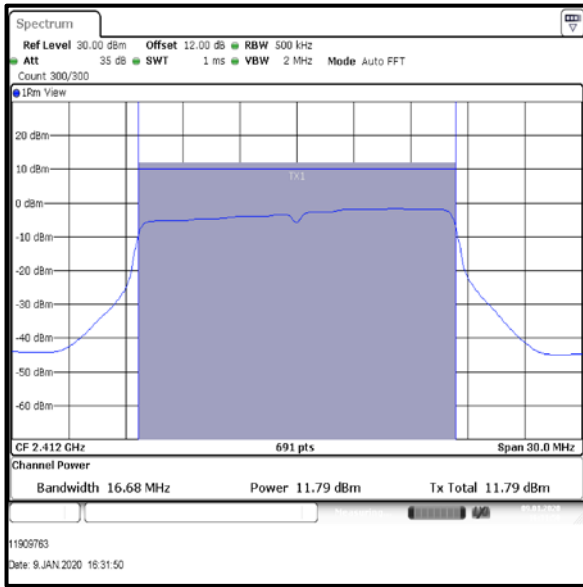
**De Facto EIRP Limit Comparison**

Channel	Port 1+2 Combined Conducted Power (dBm)	Directional Antenna Gain (dBi)	EIRP (dBm)	De Facto EIRP Limit (dBm)	Margin (dB)	Result
Bottom	14.9	9.0	23.9	36.0	12.1	Complied
Middle	14.5	9.0	23.5	36.0	12.5	Complied
Top	14.8	9.0	23.8	36.0	12.2	Complied

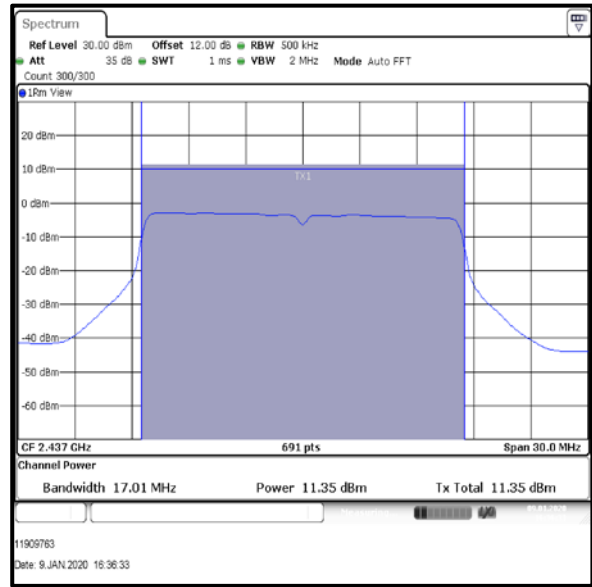
**Result: Pass**

**Transmitter Maximum (Average) Output Power (continued)**

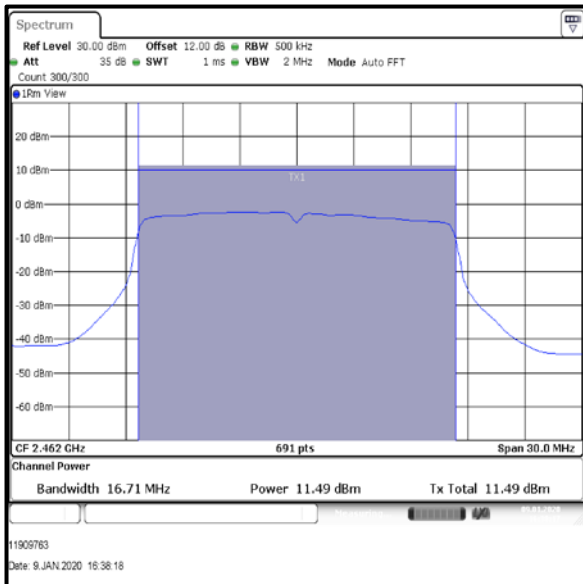
**Results: 802.11g / 20 MHz / 6 Mbps / MIMO / Port 1 / PWL 15 / 9 dBi Antenna Group**



**Bottom Channel**



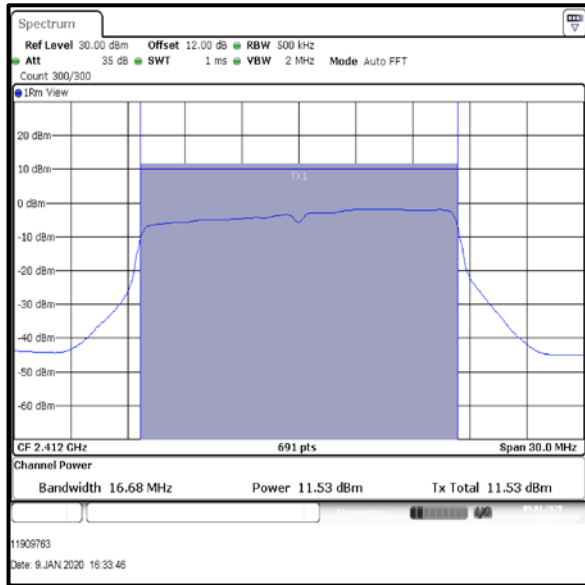
**Middle Channel**



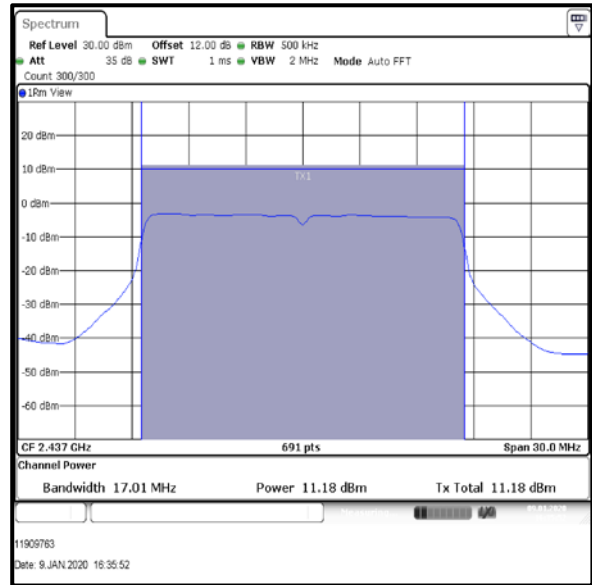
**Top Channel**

**Transmitter Maximum (Average) Output Power (continued)**

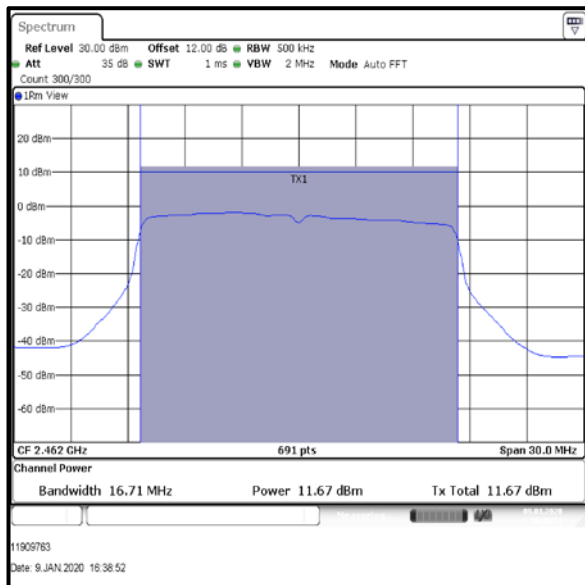
**Results: 802.11g / 20 MHz / 6 Mbps / MIMO / Port 2 / PWL 15 / 9 dBi Antenna Group**



**Bottom Channel**



**Middle Channel**



**Top Channel**



**Transmitter Maximum (Average) Output Power (continued)**

**Results: 802.11n / HT20 / MCS0 / MIMO / Port 1+2 / PWL 15 / 9 dBi Antenna Group**

**Conducted Power Limit Comparison**

Channel	Port 1			Port 2		
	Conducted Power (dBm)	Duty Cycle Correction (dB)	Corrected Conducted Power (dBm)	Conducted Power (dBm)	Duty Cycle Correction (dB)	Corrected Conducted Power (dBm)
Bottom	11.7	0.4	12.1	11.4	0.4	11.8
Middle	11.0	0.4	11.4	10.8	0.4	11.2
Top	10.8	0.4	11.2	10.9	0.4	11.3

Channel	Corrected Conducted Power Port 1 (dBm)	Corrected Conducted Power Port 2 (dBm)	Port 1+2 Combined Conducted Power (dBm)	Conducted Power Limit (dBm)	Margin (dB)	Result
Bottom	12.1	11.8	15.0	27.0	12	Complied
Middle	11.4	11.2	14.3	27.0	12.7	Complied
Top	11.2	11.3	14.2	27.0	12.8	Complied

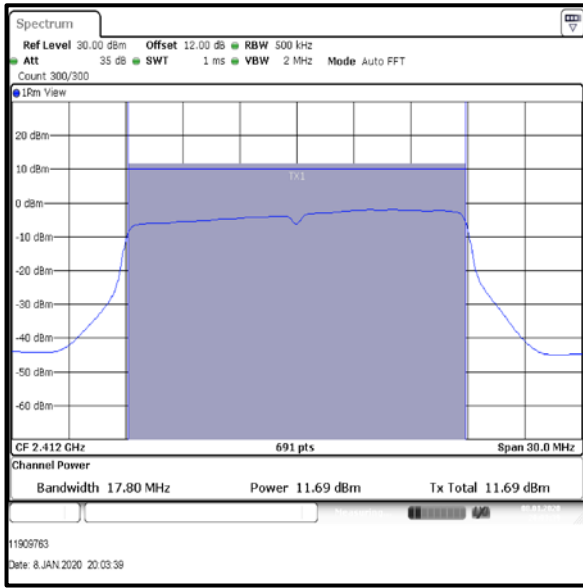
**De Facto EIRP Limit Comparison**

Channel	Combined Conducted Peak Power (dBm)	Directional Antenna Gain (dBi)	EIRP (dBm)	De Facto EIRP Limit (dBm)	Margin (dB)	Result
Bottom	15.0	9.0	24	36.0	12	Complied
Middle	14.3	9.0	23.3	36.0	12.7	Complied
Top	14.2	9.0	23.2	36.0	12.8	Complied

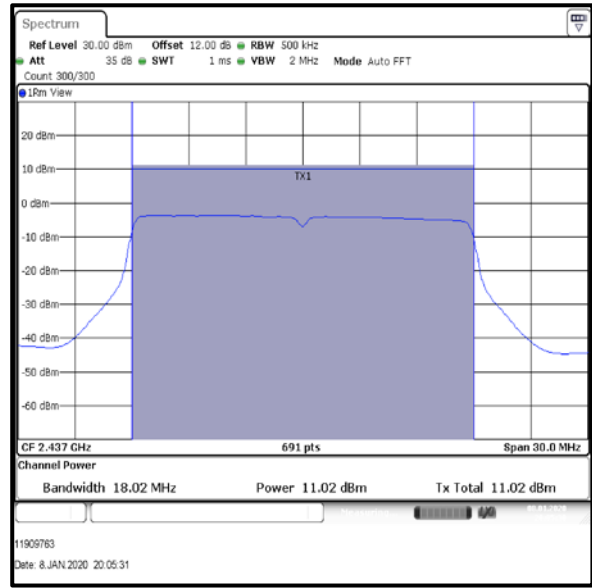
**Result: Pass**

**Transmitter Maximum (Average) Output Power (continued)**

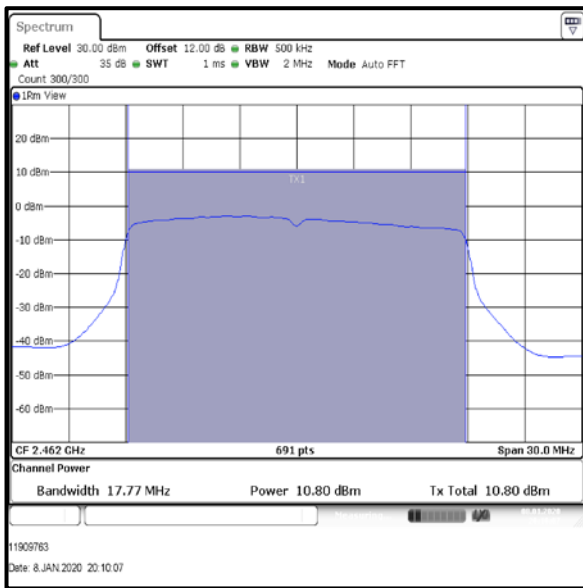
**Results: 802.11n / HT20 / MCS0 / MIMO / Port 1 / PWL 15 / 9 dBi Antenna Group**



**Bottom Channel**



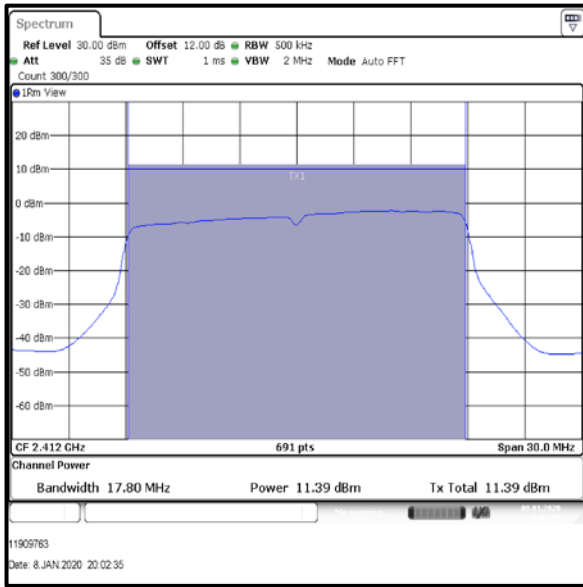
**Middle Channel**



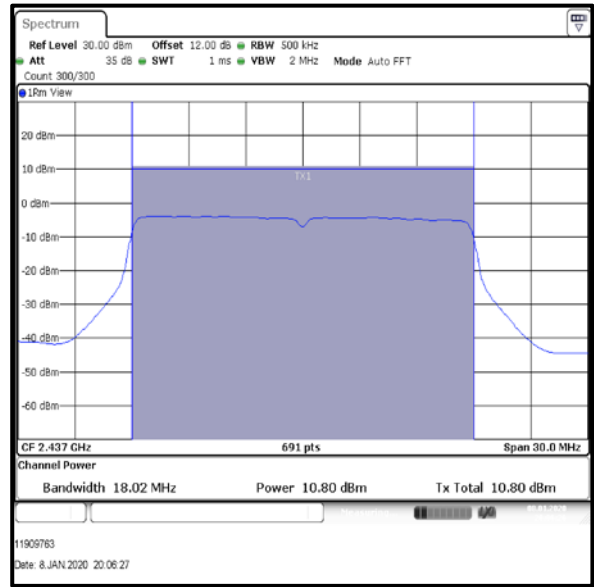
**Top Channel**

**Transmitter Maximum (Average) Output Power (continued)**

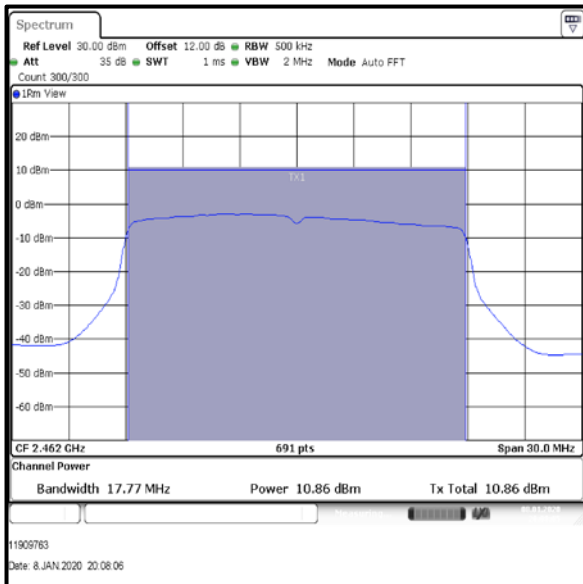
**Results: 802.11n / HT20 / MCS0 / MIMO / Port 2 / PWL 15 / 9 dBi Antenna Group**



**Bottom Channel**



**Middle Channel**



**Top Channel**

**Transmitter Maximum (Average) Output Power (continued)**

**Results: 802.11n / HT40 / MCS0 / MIMO / Port 1+2 / PWL 15 / 9 dBi Antenna Group**

**Conducted Power Limit Comparison**

Channel	Port 1			Port 2		
	Conducted Power (dBm)	Duty Cycle Correction (dB)	Corrected Conducted Power (dBm)	Conducted Power (dBm)	Duty Cycle Correction (dB)	Corrected Conducted Power (dBm)
Bottom	12.1	0.6	12.7	12.2	0.6	12.8
Middle	11.7	0.6	12.3	11.0	0.6	11.6
Top	10.9	0.6	11.5	10.9	0.6	11.5

Channel	Corrected Conducted Power Port 1 (dBm)	Corrected Conducted Power Port 2 (dBm)	Port 1+2 Combined Conducted Power (dBm)	Conducted Power Limit (dBm)	Margin (dB)	Result
Bottom	12.7	12.8	15.8	27.0	11.2	Complied
Middle	12.3	11.6	14.9	27.0	12.1	Complied
Top	11.5	11.5	14.5	27.0	12.5	Complied

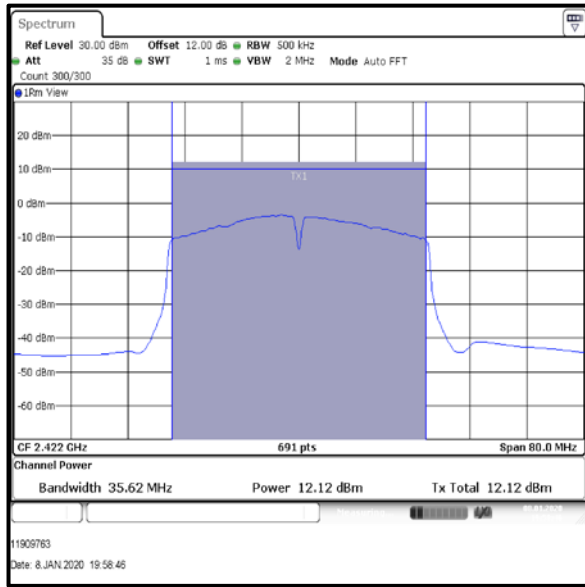
**De Facto EIRP Limit Comparison**

Channel	Port 1+2 Combined Conducted Power (dBm)	Directional Antenna Gain (dBi)	EIRP (dBm)	De Facto EIRP Limit (dBm)	Margin (dB)	Result
Bottom	15.8	9.0	24.8	36.0	11.2	Complied
Middle	14.9	9.0	23.9	36.0	12.1	Complied
Top	14.5	9.0	23.5	36.0	12.5	Complied

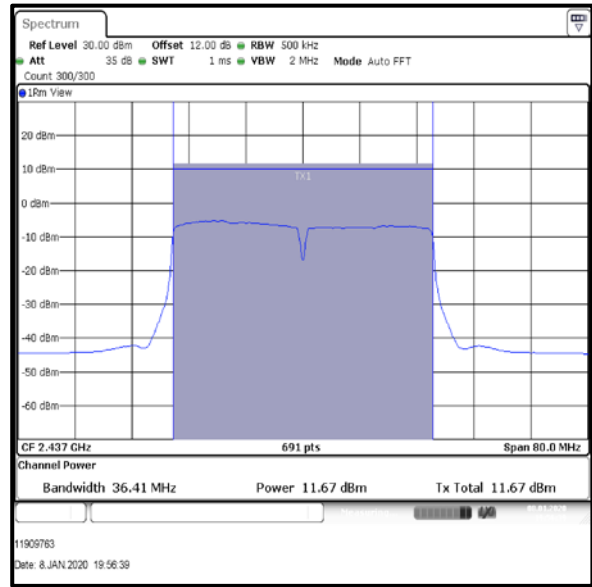
**Result: Pass**

**Transmitter Maximum (Average) Output Power (continued)**

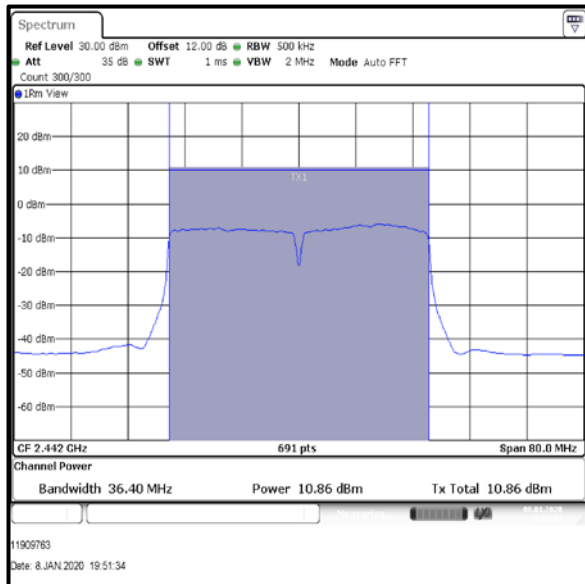
**Results: 802.11n / HT40 / MCS0 / MIMO / Port 1 / PWL 15 / 9 dBi Antenna Group**



**Bottom Channel**



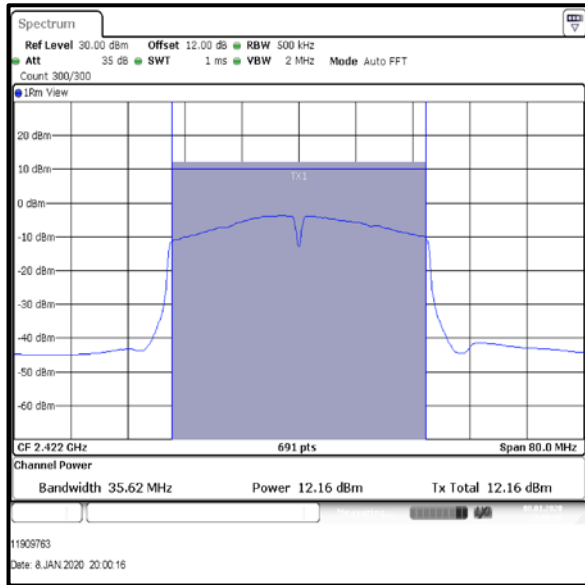
**Middle Channel**



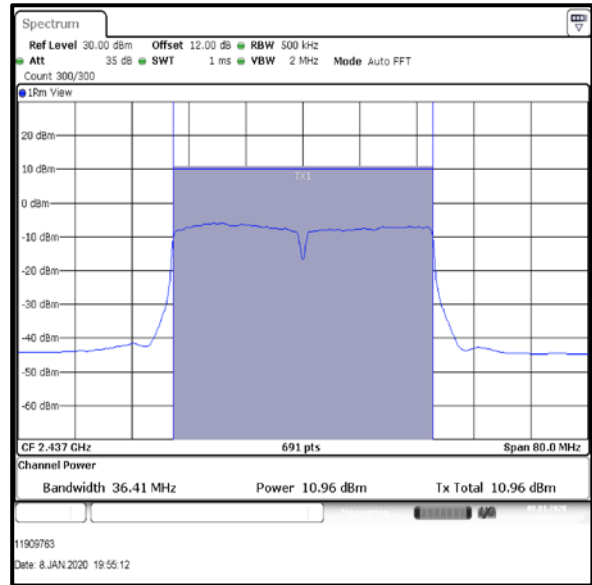
**Top Channel**

**Transmitter Maximum (Average) Output Power (continued)**

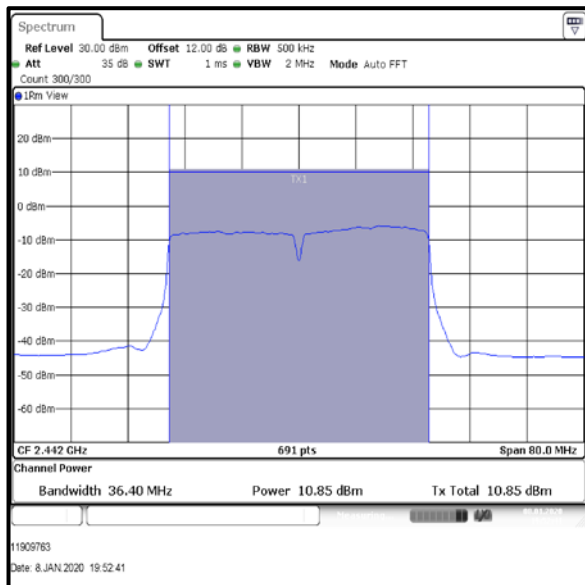
**Results: 802.11n / HT40 / MCS0 / MIMO / Port 2 / PWL 15 / 9 dBi Antenna Group**



Bottom Channel



Middle Channel



Top Channel

**Transmitter Maximum (Average) Output Power (continued)****Results: 802.11b / 20 MHz / 5.5 Mbps / MIMO / Port 1+2+3 / PWL 13 / 9 dBi Antenna Group****Conducted Power Limit Comparison**

Channel	Conducted Power Port 1 (dBm)	Conducted Power Port 2 (dBm)	Conducted Power Port 3 (dBm)	Port 1+2+3 Combined Conducted Power (dBm)	Conducted Power Limit (dBm)	Margin (dB)	Result
Bottom	8.2	7.7	8.7	13.0	27.0	14	Complied
Middle	7.2	7.7	7.9	12.4	27.0	14.6	Complied
Top	8.0	7.4	8.0	12.6	27.0	14.4	Complied

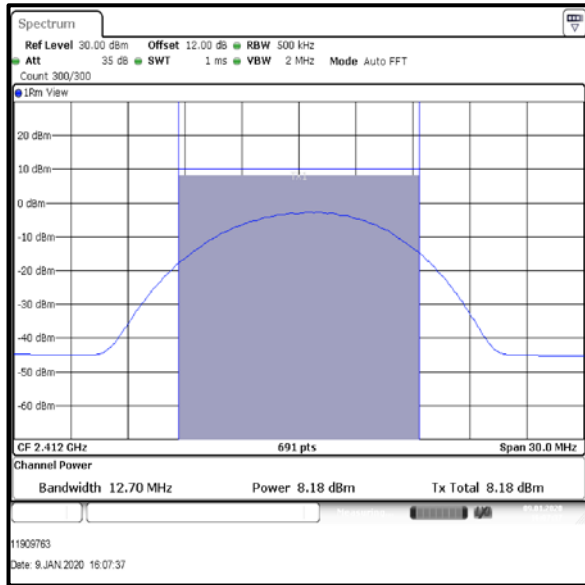
**De Facto EIRP Limit Comparison**

Channel	Port 1+2+3 Combined Conducted Power (dBm)	Directional Antenna Gain (dBi)	EIRP (dBm)	De Facto EIRP Limit (dBm)	Margin (dB)	Result
Bottom	13.0	9.0	22	36.0	14	Complied
Middle	12.4	9.0	21.4	36.0	14.6	Complied
Top	12.6	9.0	21.6	36.0	14.4	Complied

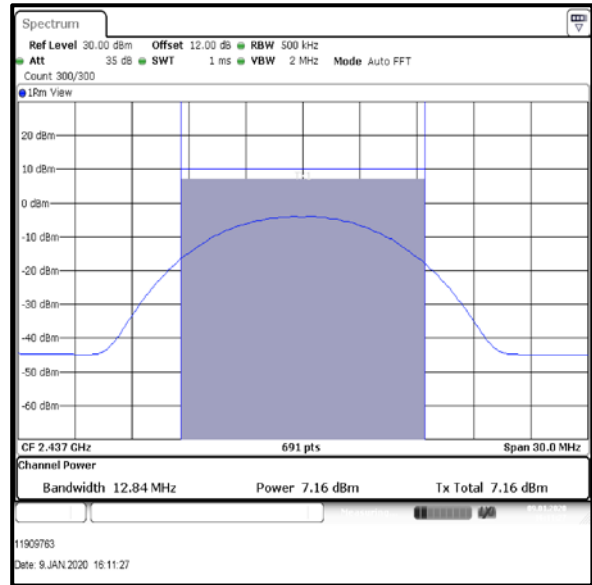
**Result: Pass**

**Transmitter Maximum (Average) Output Power (continued)**

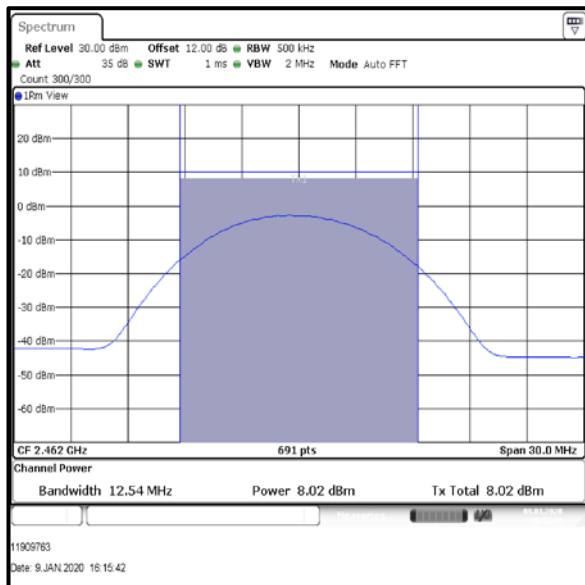
**Results: 802.11b / 20 MHz / 5.5 Mbps / MIMO / Port 1 / PWL 13 / 9 dBi Antenna Group**



Bottom Channel



Middle Channel

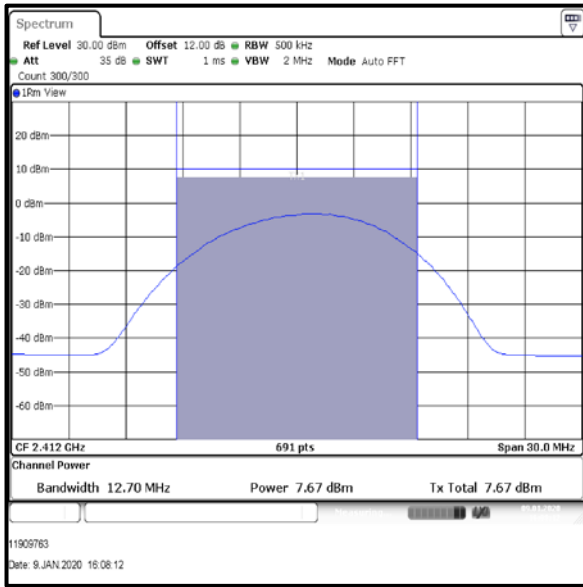


Top Channel

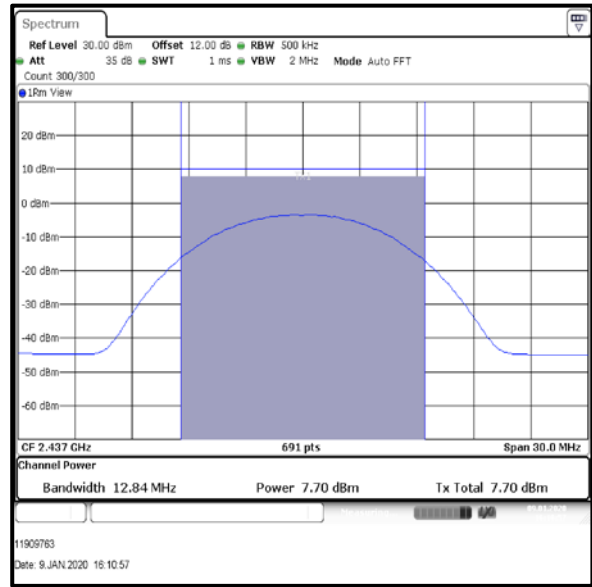


**Transmitter Maximum (Average) Output Power (continued)**

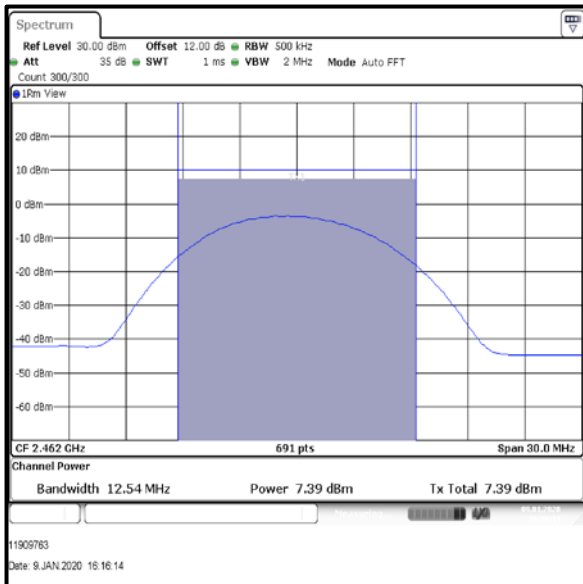
**Results: 802.11b / 20 MHz / 5.5 Mbps / MIMO / Port 2 / PWL 13 / 9 dBi Antenna Group**



**Bottom Channel**



**Middle Channel**



**Top Channel**