

SIEMENS

Approvals for SCALANCE
W780 / W740 802.11n

1

Approvals for SCALANCE
W788C / W786C 802.11n

2

SIMATIC NET

Approvals for SCALANCE
W760 / W720 / W770 / W730
802.11n

3

Industrial Wireless LAN Approvals SCALANCE W700 802.11n

Reference Manual

Legal information

Warning notice system

This manual contains notices you have to observe in order to ensure your personal safety, as well as to prevent damage to property. The notices referring to your personal safety are highlighted in the manual by a safety alert symbol, notices referring only to property damage have no safety alert symbol. These notices shown below are graded according to the degree of danger.

DANGER

indicates that death or severe personal injury **will** result if proper precautions are not taken.

WARNING

indicates that death or severe personal injury **may** result if proper precautions are not taken.

CAUTION

indicates that minor personal injury can result if proper precautions are not taken.

NOTICE

indicates that property damage can result if proper precautions are not taken.

If more than one degree of danger is present, the warning notice representing the highest degree of danger will be used. A notice warning of injury to persons with a safety alert symbol may also include a warning relating to property damage.

Qualified Personnel

The product/system described in this documentation may be operated only by **personnel qualified** for the specific task in accordance with the relevant documentation, in particular its warning notices and safety instructions. Qualified personnel are those who, based on their training and experience, are capable of identifying risks and avoiding potential hazards when working with these products/systems.

Proper use of Siemens products

Note the following:

WARNING

Siemens products may only be used for the applications described in the catalog and in the relevant technical documentation. If products and components from other manufacturers are used, these must be recommended or approved by Siemens. Proper transport, storage, installation, assembly, commissioning, operation and maintenance are required to ensure that the products operate safely and without any problems. The permissible ambient conditions must be complied with. The information in the relevant documentation must be observed.

Trademarks

All names identified by ® are registered trademarks of Siemens AG. The remaining trademarks in this publication may be trademarks whose use by third parties for their own purposes could violate the rights of the owner.

Disclaimer of Liability

We have reviewed the contents of this publication to ensure consistency with the hardware and software described. Since variance cannot be precluded entirely, we cannot guarantee full consistency. However, the information in this publication is reviewed regularly and any necessary corrections are included in subsequent editions.

Table of contents

1	Approvals for SCALANCE W780 / W740 802.11n	5
1.1	General approvals.....	7
1.2	National approvals	20
2	Approvals for SCALANCE W788C / W786C 802.11n	37
2.1	General approvals.....	38
2.2	National approvals	49
3	Approvals for SCALANCE W760 / W720 / W770 / W730 802.11n	61
3.1	General approvals.....	62
3.2	National approvals	71
	Index.....	83

Approvals for SCALANCE W780 / W740 802.11n

Note

Issued approvals on the type plate of the device

The specified approvals apply only when the corresponding mark is printed on the product. You can check which of the following approvals have been granted for your product by the markings on the type plate.

Range of validity

The approvals listed in this section apply to the following products:

	Article number of the RoW version:	Article number of the US version:
Access point		
SCALANCE W786-1 RJ-45	6GK5 786-1FC00-0AA0	6GK5 786-1FC00-0AB0
Dual access points		
SCALANCE W786-2 RJ-45	6GK5 786-2FC00-0AA0	6GK5 786-2FC00-0AB0
SCALANCE W786-2IA RJ-45	6GK5 786-2HC00-0AA0	6GK5 786-2HC00-0AB0
SCALANCE W786-2 SFP	6GK5 786-2FE00-0AA0	6GK5 786-2FE00-0AB0

	Article number of the RoW version:	Article number of the US version:
Access points		
SCALANCE W788-1 RJ-45	6GK5788-1FC00-0AA0	6GK5788-1FC00-0AB0
SCALANCE W788-1 M12	6GK5788-1GD00-0AA0	6GK5788-1GD00-0AB0
Dual access points		
SCALANCE W788-2 RJ-45	6GK5788-2FC00-0AA0	6GK5788-2FC00-0AB0
SCALANCE W788-2 M12	6GK5788-2GD00-0AA0	6GK5788-2GD00-0AB0
SCALANCE W788-2 M12 EEC	6GK5788-2GD00-0TA0	6GK5788-2GD00-0TB0
Ethernet client modules		
SCALANCE W748-1 RJ-45	6GK5748-1FC00-0AA0	6GK5748-1FC00-0AB0
SCALANCE W748-1 M12	6GK5748-1GD00-0AA0	6GK5748-1GD00-0AB0

Abbreviations used

Some approvals apply only to certain devices or series. In such situations, the designations of the products are shortened to avoid having to list all the type designations. The following table shows how the abbreviations relate to the product variants.

Product group	The designation . . . stands for . . .	Product name
Access points (IP30 and IP65)	W788-x	SCALANCE W788-1 M12 SCALANCE W788-2 M12 SCALANCE W788-2 M12 EEC SCALANCE W788-1 RJ-45 SCALANCE W788-2 RJ-45
Access points (IP65)	W786-x	SCALANCE W786-1 RJ-45 SCALANCE W786-2 RJ-45 SCALANCE W786-2IA RJ-45 SCALANCE W786-2 SFP
SCALANCE W without W786-x	W7x8	SCALANCE W788-1 RJ-45 SCALANCE W788-1 M12 SCALANCE W788-2 RJ-45 SCALANCE W788-2 M12 SCALANCE W788-2 M12 EEC SCALANCE W748-1 RJ-45 SCALANCE W748-1 M12

1.1 General approvals

CE conformity

The products

SIMATIC NET SCALANCE W786-1 RJ-45
SIMATIC NET SCALANCE W786-2 RJ-45
SIMATIC NET SCALANCE W786C-2 RJ-45
SIMATIC NET SCALANCE W786-2IA RJ-45
SIMATIC NET SCALANCE W786C-2IA RJ-45
SIMATIC NET SCALANCE W786-2 SFP

SIMATIC NET SCALANCE W788-1 RJ-45
SIMATIC NET SCALANCE W788-2 RJ-45
SIMATIC NET SCALANCE W788-1 M12
SIMATIC NET SCALANCE W788-2 M12
SIMATIC NET SCALANCE W748-2 M12 EEC
SIMATIC NET SCALANCE W748-1 RJ-45
SIMATIC NET SCALANCE W748-1 M12

in the version put into circulation by Siemens AG conform to the regulations of the following European directive:

- 99/5/EC
Directive of the European Parliament and of the Council on radio equipment and telecommunications terminal equipment and the mutual recognition of their conformity. Conformity with the basic requirement of the directive is attested by adherence to the following standards:
- EN 60950-1 +A1 + A2 + A11 + A12
Information technology equipment - Safety - Part 1: General requirements
- EN 301489-1 V1.9.2
Electromagnetic compatibility and radio spectrum matters (ERM) - Electromagnetic compatibility for radio equipment and services - Part 1 : Common technical requirements (V1.9.2).
- EN 301489-17 V2.2.1
Electromagnetic compatibility and radio spectrum matters (ERM) - Electromagnetic compatibility for radio equipment and services - Part 17: Specific conditions for 2.4 GHz broadband transmission systems and 5 GHz high performance RLAN equipment
- EN 300328 V1.8.1
Electromagnetic Compatibility and Radio Spectrum Matters (ERM); — Broadband transmission systems — Data transmission equipment operating in the 2.4 GHz ISM band and using spread spectrum modulation techniques — Harmonized EN covering essential requirements under article 3.2 of the R&TTE Directive
- EN 301893 V1.7.1
Broadband Radio Access Networks (BRAN) - 5 GHz high performance RLAN - Harmonized EN covering essential requirements of article 3.2 of the R&TTE Directive

1.1 General approvals

- EN 62311
Assessment of electronic and electrical equipment related to human exposure restrictions for electro-magnetic fields (0 Hz – 300 GHz)
- 1999/519/EC
Council recommendation on the limitation of exposure of the general public to electromagnetic fields (0 Hz to 300 GHz)

Devices connected to the system must meet the relevant safety regulations.

The EC Declaration of Conformity is available for the responsible authorities according to the above-mentioned EC Directive at the following address:

Siemens Aktiengesellschaft
Division Process Industries and Drives
Postfach 4848
D-90026 Nürnberg

This declaration certifies compliance with the directives named above, but does not guarantee any specific properties.

Note

The specified approvals apply only when the corresponding mark is printed on the product.

Certification ID

The following tables show the product names and the corresponding certification ID:

Type	Number and type of the Ethernet interfaces	Number of internal antennas	Number of R-SMA sockets for external antennas	Certification ID Order number Order number US variant
W786-1 RJ-45	1 x RJ-45	-	3	EAPN-W1-RJ-E3 6GK5 786-1FC00-0AA0 6GK5 786-1FC00-0AB0
W786-2 RJ-45	1 x RJ-45	-	6	EAPN-W2-RJ-E3 6GK5 786-2FC00-0AA0 6GK5 786-2FC00-0AB0
W786C-2 RJ-45	1 x RJ-45	-	6	EAPN-W2-RJ-E3 6GK5 786-2FC00-1AA0
W786-2IA RJ-45	1 x RJ-45	2	-	EAPN-W2-RJ-I3 6GK5 786-2HC00-0AA0 6GK5 786-2HC00-0AB0
W786C-2IA RJ-45	1 x RJ-45	2	-	EAPN-W2-RJ-I3 6GK5 786-2HC00-1AA0
W786-2 SFP	2 x SFP	-	6	EAPN-W2-SFP-E3 6GK5 786-2FE00-0AA0 6GK5 786-2FE00-0AB0

Type	Certification ID
	Order number:
	Order number US variant:
W788-1 RJ-45	RAPN-W1-RJ-E3 6GK 5788-1FC00-0AA0 6GK 5788-1FC00-0AB0
W788-2 RJ-45	RAPN-W2-RJ-E3 6GK5 788-2FC00-0AA0 6GK5 788-2FC00-0AB0
W788-1 M12	RAPN-W1-M12-E3 6GK5 788-1GD00-0AA0 6GK5 788-1GD00-0AB0
W788-2 M12	RAPN-W2-M12-E3 6GK5 788-2GD00-0AA0 6GK5 788-2GD00-0AB0
W788-2 M12 EEC	RAPN-W2-M12-E3 6GK5 788-2GD00-0TA0 6GK5 788-2GD00-0TB0
W748-1 RJ-45	RAPN-W1-RJ-E3 6GK5 748-1FC00-0AA0 6GK5 748-1FC00-0AB0
W748-1 M12	RAPN-W1-M12-E3 6GK5 748-1GD00-0AA0 6GK5 748-1GD00-0AB0



Konformitätserklärung / Declaration of Conformity

Hersteller/Verantwortlicher: Alfred Hümmel
Manufacturer/Responsible Person

Anschrift: Siemens Aktiengesellschaft
Address
 PD PA CI
 Gleichwitzer Str. 555
 D-90475 Nuremberg
 Bundesrepublik Deutschland

Produkt/Product: Industrial WLAN Access Point EAPN Family
Typ/Type:
Modell/Model: EAPN-W1-RJ-E3,
 EAPN-W2-RJ-E3,
 EAPN-W2-RJ-I3,
 EAPN-W2-SFP-E3

Einsatzzweck/Intended Use: Wireless Communication

Das bezeichnete Produkt (Modell) entspricht in der gelieferten Ausführung den Bestimmungen der EU-Richtlinie 1999/5/EG, RICHTLINIE DES EUROPÄISCHEN PARLAMENTS UND DES RATES vom 9. März 1999 über Funkanlagen und Telekommunikationsendeinrichtungen und die gegenseitige Anerkennung ihrer Konformität

The designated product (model) as delivered is in conformity with the provisions of the EU-Directive 1999/5/EC DIRECTIVE OF THE EUROPEAN PARLIAMENT AND OF THE COUNCIL of 9 March 1999 on radio equipment and telecommunications terminal equipment and the mutual recognition of their conformity

Die Übereinstimmung des bezeichneten Produkts (Modell) mit den Vorschriften der angewandten Richtlinie(n) wird nachgewiesen durch die vollständige Einhaltung folgender Normen / Vorschriften:

The conformity of the designated product (model) with the provisions of the applied Directive(s) is proved by full compliance with the following standards / regulations:

Art. 3 (1) a) Schutz der Gesundheit und Sicherheit Harmonisierte Normen / Health and Safety - Harmonised standards:			
Referenznummer <i>Reference number</i>	Version / Ausgabedatum <i>Version / Date of issue</i>	Referenznummer <i>Reference number</i>	Version / Ausgabedatum <i>Version / Date of issue</i>
EN 60950-1+A1+A2+A11+A12	2006/2010/2013/2009/2011	EN 62311 1999/519/EC	2008
Art. 3 (1) b) EMV Harmonisierte Normen / EMC Harmonised standards:			
Referenznummer <i>Reference number</i>	Version / Ausgabedatum <i>Version / Date of issue</i>	Referenznummer <i>Reference number</i>	Version / Ausgabedatum <i>Version / Date of issue</i>
ETSI EN 301 489-1	V1.9.2	ETSI EN 301 489-17	V2.2.1
Art. 3 (2) Effiziente Nutzung des Funkspektrums Harmonisierte Normen / Efficient usage of spectrum Harmonised standards:			
Referenznummer <i>Reference number</i>	Version / Ausgabedatum <i>Version / Date of issue</i>	Referenznummer <i>Reference number</i>	Version / Ausgabedatum <i>Version / Date of issue</i>
ETSI EN 300 328	V1.8.1	ETSI EN 301 893	V1.7.1

Siemens Aktiengesellschaft

Karlsruhe, den / the 15.10.2014
 Ort / place of issue Datum / Date of issue

Groetschel, I.V. 
 Name / name Unterschrift / signature

Huemmer, I.V. 
 Name / name Unterschrift / signature

Leiter Qualitätsmanagement / Quality Manager, MF-K
 Funktion / function

Leiter Entwicklung / Vice President R&D, PD PA CI R&D
 Funktion / function

Diese Erklärung bescheinigt die Übereinstimmung mit den genannten Richtlinien, ist jedoch keine Beschaffenheits- oder Haltbarkeitsgarantie. Die Sicherheitshinweise der mitgelieferten Produktdokumentation sind zu beachten.

This declaration certifies the compliance with the indicated directives but does not imply any warranty for properties. The safety instructions of the accompanying product documentation shall be observed.

Siemens Aktiengesellschaft, Chairman of the Supervisory Board: Gerhard Cromme; Managing Board: Joe Kaeser, Chairman, President and Chief Executive Officer; Roland Busch, Lisa Davis, Klaus Helmrich, Hermann Requardt, Siegfried Russwurm, Ralf P. Thomas; Registered offices: Berlin and Munich, Germany; Commercial registries: Berlin Charlottenburg, HRB 12300, Munich, HRB 6684; WEEE-Reg.-No. DE 23691322

SIEMENS**Konformitätserklärung / Declaration of Conformity**

Hersteller/Verantwortlicher: Alfred Hümmel
 Manufacturer/Responsible Person

Anschrift: Siemens Aktiengesellschaft
 Address PD PA CI
 Gleichwitzer Str. 555
 D-90475 Nuremberg
 Bundesrepublik Deutschland

Produkt/Product: Industrial WLAN Access Point EAPN Family
 Typ/Type:
 Modell/Model: **RAPN-W1-RJ-E3,
 RAPN-W2-RJ-E3,
 RAPN-W1-M12-E3,
 RAPN-W2-M12-E3**

Einsatzzweck/Intended Use: Wireless Communication

Das bezeichnete Produkt (Modell) entspricht in der gelieferten Ausführung den Bestimmungen der EU-Richtlinie 1999/5/EG, RICHTLINIE DES EUROPÄISCHEN PARLAMENTS UND DES RATES vom 9. März 1999 über Funkanlagen und Telekommunikationsendeinrichtungen und die gegenseitige Anerkennung ihrer Konformität

The designated product (model) as delivered is in conformity with the provisions of the EU-Directive 1999/5/EC DIRECTIVE OF THE EUROPEAN PARLIAMENT AND OF THE COUNCIL of 9 March 1999 on radio equipment and telecommunications terminal equipment and the mutual recognition of their conformity

Die Übereinstimmung des bezeichneten Produkts (Modell) mit den Vorschriften der angewandten Richtlinie(n) wird nachgewiesen durch die vollständige Einhaltung folgender Normen / Vorschriften:

The conformity of the designated product (model) with the provisions of the applied Directive(s) is proved by full compliance with the following standards / regulations:

Art. 3 (1) a) Schutz der Gesundheit und Sicherheit Harmonisierte Normen / Health and Safety - Harmonised standards:			
Referenznummer Reference number	Version / Ausgabedatum Version / Date of issue	Referenznummer Reference number	Version / Ausgabedatum Version / Date of issue
EN 60950-1+A1+A2+A11+A12	2006/2010/2013/2009/2011	EN 62311 1999/519/EC	2008
Art. 3 (1) b) EMV Harmonisierte Normen / EMC Harmonised standards:			
Referenznummer Reference number	Version / Ausgabedatum Version / Date of issue	Referenznummer Reference number	Version / Ausgabedatum Version / Date of issue
ETSI EN 301 489-1	V1.9.2	ETSI EN 301 489-17	V2.2.1
Art. 3 (2) Effiziente Nutzung des Funkspektrums Harmonisierte Normen / Efficient usage of spectrum Harmonised standards:			
Referenznummer Reference number	Version / Ausgabedatum Version / Date of issue	Referenznummer Reference number	Version / Ausgabedatum Version / Date of issue
ETSI EN 300 328	V1.8.1	ETSI EN 301 893	V1.7.1

Siemens Aktiengesellschaft

Karlsruhe, den / the 15.10.2014
 Ort / place of issue Datum / Date of issue

Groetschel, i.V. 
 Name / name Unterschrift / signature

Hümmel, i.V. 
 Name / name Unterschrift / signature

Leiter Qualitätsmanagement / Quality Manager, MF-K
 Funktion / function

Leiter Entwicklung / Vice President R&D, PD PA CI R&D
 Funktion / function


Diese Erklärung bescheinigt die Übereinstimmung mit den genannten Richtlinien, ist jedoch keine Beschaffenheits- oder Haltbarkeitsgarantie. Die Sicherheitshinweise der mitgelieferten Produktdokumentation sind zu beachten.

This declaration certifies the compliance with the indicated directives but does not imply any warranty for properties.

The safety instructions of the accompanying product documentation shall be observed.

Siemens Aktiengesellschaft: Chairman of the Supervisory Board: Gerhard Cromme; Managing Board: Joe Kaeser, Chairman, President and Chief Executive Officer; Roland Busch, Lisa Davis, Klaus Helmrich, Hermann Requardt, Siegfried Russwurm, Ralf P. Thomas; Registered offices: Berlin and Munich, Germany; Commercial registries: Berlin Charlottenburg, HRB 12300, Munich, HRB 6684; WEEE-Reg.-No. DE 23691322

ATEX (explosion protection directive)

 WARNING
<p>When using SIMATIC NET products in hazardous area zone 2, make absolutely sure that the associated conditions in the following document are adhered to:</p> <p>"SIMATIC NET Product Information Use of subassemblies/modules in a Zone 2 Hazardous Area".</p> <p>You will find this document</p> <ul style="list-style-type: none">• on the data medium that ships with some devices.• on the Internet pages of Siemens Industry Online Support (http://support.automation.siemens.com/ww). <p>Enter the document identification number C234 as the search term.</p>

SIMATIC NET products meet the requirements of the EC directive:94/9/EC "Equipment and Protective Devices for Use in Potentially Explosive Atmospheres".

ATEX classification:

II 3 G Ex nA IIC T4 Gc

KEMA 07ATEX0145 X

The products meet the requirements of the following standards:

- EN 60079-15: 2010 (electrical apparatus for potentially explosive atmospheres; Type of protection "n")
- EN 60079-0: 2009 (Explosive atmospheres - Part 0: Equipment - General requirements)

IECEX

The SIMATIC NET products meet the requirements of explosion protection according to IECEX.

IECEX classification:

Ex nA IIC T4 Gc

DEK 14.0025X

The products meet the requirements of the following standards:

- IEC 60079-15 : 2010 (Explosive atmospheres - Part 15: Equipment protection by type of protection "n")
- IEC 60079-0 : 2011 (Explosive atmospheres - Part 0: Equipment - General requirements)

FM

The product meets the requirements of the standards:

- Factory Mutual Approval Standard Class Number 3611
- FM Hazardous (Classified) Location Electrical Equipment:
Non Incendive / Class I / Division 2 / Groups A,B,C,D / T4 and
Non Incendive / Class I / Zone 2 / Group IIC / T4

cULus Approval for Information Technology Equipment

cULus Listed I. T. E.

Underwriters Laboratories Inc. complying with

- UL 60950-1 (Information Technology Equipment)
- CSA C22.2 No. 60950-1-03

Report no. E115352

Note

Only devices of the SCALANCE W786-x series have this approval.

cULus Approval Hazardous Location

cULus Listed I. T. E. FOR HAZ. LOC.

Underwriters Laboratories Inc. complying with

- UL 60950-1 (Information Technology Equipment)
- ANSI/ISA 12.12.01-2007
- CSA C22.2 No. 213-M1987

Approved for use in

Cl. 1, Div. 2, GP A, B, C, D T4

Cl. 1, Zone 2, GP IIC T4

Report no. E240480

FCC approval

This device complies with Part 15 of the FCC Rules.

Operation is subject to the following two conditions:

- (1) this device may not cause harmful interference, and
- (2) this device must accept any interference received, including interference that may cause undesired operation.

Notice

Changes or modifications made to this equipment not expressly approved by SIEMENS may void the FCC authorization to operate this equipment.

IEEE 802.11b or g operation of this product in the USA is firmware-limited to channels 1 through 11.

This equipment has been tested and found to comply with the limits for a Class B digital device, pursuant to Part 15 of the FCC Rules. These limits are designed to provide reasonable protection against harmful interference in a residential installation. This equipment generates, uses and can radiate radio frequency energy and, if not installed and used in accordance with the instructions, may cause harmful interference to radio communications. However, there is no guarantee that interference will not occur in a particular installation. If this equipment does cause harmful interference to radio or television reception, which can be determined by turning the equipment off and on, the user is encouraged to try to correct the interference by one or more of the following measures:

- Reorient or relocate the receiving antenna.
 - Increase the separation between the equipment and receiver.
 - Connect the equipment into an outlet on a circuit different from that to which the receiver is connected.
 - Consult the dealer or an experienced radio/TV technician for help.
-

Notice

This equipment complies with FCC radiation exposure limits set forth for an uncontrolled environment. This equipment should be installed and operated with minimum distance 20 cm between the radiator and your body.

This transmitter must not be co-located or operating in conjunction with any other antenna or transmitter. Professional Installation Notice:

To comply with FCC part 15 rules in the United States, the system must be professionally installed to ensure compliance with the Part 15 certification. It is the responsibility of the operator and professional installer to ensure that only certified systems are deployed in the United States. The use of the system in any other combination (such as co-located antennas transmitting the same information) is expressly forbidden.

Notice

For use of DFS channels

- Use of the RCoax Cable Antenna 6XV1875-2D is not permitted in channels which require dynamic frequency selection (DFS).
- Any installation of either a master or a client device within 35 km of a TDWR (Terminal Doppler Weather Radar) location shall be separated by at least 30 MHz (center-to-center) from the TDWR operating frequency.

These devices shall be registered in the industry sponsored WISPA database,

<http://udia.spectrumbridge.com/udia/home.aspx>
(<http://udia.spectrumbridge.com/udia/home.aspx>)

When you open this link, you get the following choices:

- "Search" opens a window with TDWR locations and frequencies.
- "User Signup" allows you to register as user of the database.
- After registering you can Logon and register your WLAN location. Please fill in all required information.

For more information with respect to WISPA database and TWDR locations please consult FCC publication KDB 443999 D01.

NEMA TS2

The product meets the requirements of the standard

NEMA TS2 (Traffic Controller Assemblies with NTCIP Requirements)

SCALANCE W788-2 M12 EEC

6GK5788-2GD00-0TA0

6GK5788-2GD00-0TB0

RSS-210 of Industry Canada for SCALANCE W786-x

This device complies with Industry Canada licence-exempt RSS standard(s).

Operation is subject to the following two conditions: (1) this device may not cause interference, and (2) this device must accept any interference, including interference that may cause undesired operation of the device.

This radio transmitter (IC: 267AA-MPCIE1V1) has been approved by Industry Canada to operate with the antenna types listed in section 6.8 with the maximum permissible gain and required antenna impedance for each antenna type indicated. Antenna types not included in this list, having a gain greater than the maximum gain indicated for that type, are strictly prohibited for use with this device.

Under Industry Canada regulations, this radio transmitter may only operate using an antenna of a type and maximum (or lesser) gain approved for the transmitter by Industry Canada. To reduce potential radio interference to other users, the antenna type and its gain should be so

1.1 General approvals

chosen that the equivalent isotropically radiated power (e.i.r.p.) is not more than that necessary for successful communication.

To reduce potential radio interference to other users, the antenna type and its gain should be so chosen that the equivalent isotropically radiated power (e.i.r.p.) is not more than that permitted for successful communication.

That the device for the band 5150-5250 MHz is only for indoor usage to reduce potential for harmful interference to co-channel mobile satellite systems.

Users should also be cautioned to take note that high power radars are allocated as primary users (meaning they have priority) of 5250-5350 MHz and 5650-5850 MHz and these radars could cause interference and/or damage to LE-LAN devices.

This equipment complies with IC RSS-102 radiation exposure limits set forth for an uncontrolled environment. This equipment should be installed and operated with minimum distance 20cm between the radiator & your body.

Le présent appareil est conforme aux CNR d'Industrie Canada applicables aux appareils radio exempts de licence. L'exploitation est autorisée aux deux conditions suivantes : (1) l'appareil ne doit pas produire de brouillage, et (2) l'utilisateur de l'appareil doit accepter tout brouillage radioélectrique subi, même si le brouillage est susceptible d'en compromettre le fonctionnement.

RSS-210 of Industry Canada for SCALANCE W7x8

This device complies with Industry Canada licence-exempt RSS standard(s).

Operation is subject to the following two conditions: (1) this device may not cause interference, and (2) this device must accept any interference, including interference that may cause undesired operation of the device.

This radio transmitter (IC: 267AA-MPCIE1V1) has been approved by Industry Canada to operate with the antenna types listed in section 5.4 with the maximum permissible gain and required antenna impedance for each antenna type indicated. Antenna types not included in this list, having a gain greater than the maximum gain indicated for that type, are strictly prohibited for use with this device.

Under Industry Canada regulations, this radio transmitter may only operate using an antenna of a type and maximum (or lesser) gain approved for the transmitter by Industry Canada. To reduce potential radio interference to other users, the antenna type and its gain should be so chosen that the equivalent isotropically radiated power (e.i.r.p.) is not more than that necessary for successful communication.

To reduce potential radio interference to other users, the antenna type and its gain should be so chosen that the equivalent isotropically radiated power (e.i.r.p.) is not more than that permitted for successful communication.

That the device for the band 5150-5250 MHz is only for indoor usage to reduce potential for harmful interference to co-channel mobile satellite systems.

Users should also be cautioned to take note that high power radars are allocated as primary users (meaning they have priority) of 5250-5350 MHz and 5650-5850 MHz and these radars could cause interference and/or damage to LE-LAN devices.

This equipment complies with IC RSS-102 radiation exposure limits set forth for an uncontrolled environment. This equipment should be installed and operated with minimum distance 20cm between the radiator & your body.

Le présent appareil est conforme aux CNR d'Industrie Canada applicables aux appareils radio exempts de licence. L'exploitation est autorisée aux deux conditions suivantes : (1) l'appareil ne doit pas produire de brouillage, et (2) l'utilisateur de l'appareil doit accepter tout brouillage radioélectrique subi, même si le brouillage est susceptible d'en compromettre le fonctionnement.

Note for USA, Canada, Puerto Rico, Peru, Bahamas, Ecuador and Columbia

When operating the SCALANCE W700 with DFS (Dynamic Frequency Selection), the IWLAN RCoax Cable 5 GHz (order number 6XV1875-2D) may not be used in the countries listed above.

Approvals in Argentina

Devices of the SCALANCE W786-x series are approved in Argentina under the following certification numbers:

Certification ID	Certification number
EAPN-W1-RJ-E3	CNC: C-11549
EAPN-W2-RJ-E3	CNC: C-11536
EAPN-W2-RJ-I3	CNC: C-11564
EAPN-W2-SFP-E3	CNC: C-11547

Devices of the SCALANCE W788-x series are approved in Argentina under the following certification numbers:

Certification ID	Certification number
RAPN-W1-RJ-E3	CNC: C-11541
RAPN-W2-RJ-E3	CNC: C-11502
RAPN-W1-M12-E3	CNC: C-11546
RAPN-W2-M12-E3	CNC: C-11548

Approval in Brazil

From the SCALANCE W786-x series, the following devices are approved for Brazil:

Type	Order number	EAPN number
W786-1 RJ-45	6GK5 786-1FC00-0AA0	EAPN-W1-RJ-E3
W786-2 RJ-45	6GK5 786-2FC00-0AA0	EAPN-W2-RJ-E3
W786C-2 RJ-45	6GK5 786-2FC00-1AA0	EAPN-W2-RJ-E3
W786-2IA RJ-45	6GK5 786-2HC00-0AA0	EAPN-W2-RJ-I3
W786C-2IA RJ-45	6GK5 786-2HC00-1AA0	EAPN-W2-RJ-I3
W786-2 SFP	6GK5 786-2FE00-0AA0	EAPN-W2-SFP-E3

The listed devices are approved in Brazil under the following certification numbers:



Este equipamento opera em caráter secundário, isto é, não tem direito à proteção contra interferência prejudicial, mesmo de estações do mesmo tipo e não pode causar interferência a sistemas operando em caráter primário.

From the SCALANCE W7x8 series, the following devices are approved for Brazil:

Type	Order number	RAPN number
W788-1 RJ-45	6GK 5788-1FC00-0AA0	RAPN-W1-RJ-E3
W788-2 RJ-45	6GK5 788-2FC00-0AA0	RAPN-W2-RJ-E3
W788-1 M12	6GK5 788-1GD00-0AA0	RAPN-W1-M12-E3
W788-2 M12	6GK5 788-2GD00-0AA0	RAPN-W2-M12-E3
W788-2 M12 EEC	6GK5 788-2GD00-0TA0	RAPN-W2-M12-E3
W748-1 RJ-45	6GK5 748-1FC00-0AA0	RAPN-W1-RJ-E3
W748-1 M12	6GK5 748-1GD00-0AA0	RAPN-W1-M12-E3
W788C-2 RJ-45	6GK 5788-2FC00-1AA0	RAPN-W2-RJ-E3
W788C-2 M12	6GK5 788-2GD00-1AA0	RAPN-W2-M12-E3
W788C-2 M12 EEC	6GK5788-2GD00-1TA0	RAPN-W2-M12-E3

The listed devices are approved in Brazil under the following certification numbers:



Este equipamento opera em caráter secundário, isto é, não tem direito à proteção contra interferência prejudicial, mesmo de estações do mesmo tipo e não pode causar interferência a sistemas operando em caráter primário.

KCC Statement (Republic of Korea)

사용자안내문(제5조제1항제1호관련)

기종별	사용자안내문
A 급 기기급 기기 (업무용 방송통신기기)	이 기기는 업무용(A 급)으로 전자파적합등록을 한(A 급)으로 전자파적합등록을 한 기기이오니 판매자 또는 사용자는 이 점을 주의하시기 바라며, 가정외의 지역에서 사용하는 것을 목적으로 합니다.

"당해 무선설비는 전파혼신 가능성이 있으므로 인명안전과 관련된 서비스는 할 수 없음"

Approval for Mexico

The WLAN modules included in the devices have the following certification number:

RCPSIMP12-0751

Approval for Oman

Devices of the SCALANCE W786-x series are approved in Oman under the following certification numbers:

OMAN-TRA
R/1773/14
D090258

Devices of the SCALANCE W788-x series are approved in Oman under the following certification numbers:

OMAN-TRA
R/1772/14
D090258

NCC Warning Statement (Taiwan)

Article 12

Without permission, any company, firm or user shall not alter the frequency, increase the power, or change the characteristics and functions of the original design of the certified lower power frequency electric machinery.

Article 14

The application of low power frequency electric machineries shall not affect the navigation safety nor interfere a legal communication, if an interference is found, the service will be suspended until improvement is made and the interference no longer exists.


1.2 National approvals

The following table lists the countries in which the SCALANCE W700 product is approved. The diamond symbol (◆) identifies all countries for which there was no approval at the time these operating instructions were written.

The current status of the approvals can be found on the Internet at the following address:


<http://www.siemens.com/funkzulassungen>

Column	Meaning
Country	Country
Mode	IEEE 802.11 standard and the TPC and / or DFS functionality, where required
CH	Channel
MHz	Frequency
PWR (EIRP)	Maximum permitted effective isotropic radiated power
Use	Permitted use indoors and / or outdoors

Country	Mode	CH	MHz	PWR (EIRP)	Use		
Belgium	11g 11n	1	2412	100 mW	Indoor + outdoor		
Bosnia and Herzegovina		-	-				
		13	2472				
Bulgaria	11a 11n TPC	36	5180	200 mW	Indoor only		
Denmark		-	-				
Germany		48	5240				
Estonia	11a 11n DFS + TPC	52	5260	200 mW	Indoor only		
Finland		-	-				
France		64	5320				
Greece							
Great Britain		100	5500			1000 mW	Indoor + outdoor
Ireland		-	-				
Iceland	116	5580					
Italy	11a 11n DFS + TPC	132	5660	1000 mW	Indoor + outdoor		
Croatia		-	-				
Latvia		140	5700				
Liechtenstein							
Lithuania							
Luxembourg							
Malta							
Macedonia							
Netherlands							
Norway							
Austria							
Poland							
Portugal							
Romania							
Sweden							
Switzerland							
Serbia							
Slovakia							
Slovenia							
Spain							
Czech Republic							
Turkey							
Hungary							
Cyprus							
							
Egypt	11g 11n	1	2412	100 mW	Indoor + outdoor		
		-	-				
		13	2472				
	11a 11n TPC	36	5180	200 mW	Indoor only		
		-	-				
		64	5320				

1.2 National approvals

Country	Mode	CH	MHz	PWR (EIRP)	Use
Angola	11g 11n	1	2412	100 mW	Indoor + outdoor
		-	-		
		13	2472		
	11a 11n TPC	36	5180	200 mW	Indoor only
		-	-		
		48	5240		
	11a 11n DFS + TPC	52	5260	200 mW	Indoor only
		-	-		
		64	5320	1000 mW	Indoor + outdoor
		100	5500		
		-	-		
		116	5580		
132	5660	1000 mW	Indoor + outdoor		
-	-				
140	5700				
Argentina	11g 11n	1	2412	1000 mW	Indoor + outdoor
		-	-		
		13	2472		
	11a 11n TPC	36	5180	50 mW	Indoor + outdoor
		-	-		
		48	5240		
		52	5260	250 mW	Indoor + outdoor
		-	-		
		64	5320	250 mW	Indoor + outdoor
		100	5500		
		-	-		
		120	5600	250 mW	Indoor + outdoor
		132	5660		
		-	-		
		140	5700	1000 mW	Indoor + outdoor
149	5745				
-	-				
165	5825				


Country	Mode	CH	MHz	PWR (EIRP)	Use
Australia New Zealand 	11g 11n	1	2412	100 mW	Indoor + outdoor
		-	-		
		13	2472		
	11a 11n TPC	36	5180	200 mW	Indoor only
		-	-		
		48	5240		
	11a 11n DFS + TPC	52	5260	200 mW	Indoor only
		-	-		
		64	5320		
	11a 11n TPC	149	5745	400 mW	Indoor + outdoor
		-	-		
		165	5825		
Bahrain	11g 11n	1	2412	100 mW	Indoor + outdoor
		-	-		
		13	2472		
	11a 11n TPC	36	5180	200 mW	Indoor only
		-	-		
		48	5240		
	11a 11n DFS + TPC	52	5260	200 mW	Indoor only
		-	-		
		64	5320		
	11a 11n TPC	149	5745	2000 mW	Indoor + outdoor
		-	-		
		165	5825		
Belarus ♦	11g 11n	1	2412	100 mW	Indoor + outdoor
		-	-		
		13	2472		
	11a 11n TCP	36	5180	100 mW	Indoor + outdoor
		-	-		
		48	5240		
	11a 11n TCP + DFS	52	5260	100 mW	Indoor + outdoor
		-	-		
		64	5320	100 mW	Indoor + outdoor
		132	5660		
	-	-			
	140	5700			

1.2 National approvals

Country	Mode	CH	MHz	PWR (EIRP)	Use
Brazil	11g 11n	1	2412	4000 mW	Indoor + outdoor
		-	-		
		13	2472		
	11a 11n TPC	36	5180	200 mW	Indoor only
		-	-		
		64	5320	1000 mW	Indoor + outdoor
		100	5500		
		140	5700		
149	5745	4000 mW	Indoor + outdoor		
-	-				
165	5825				
Chile	11g 11n	1	2412	100 mW	Indoor only
		-	-		
		13	2472		
	11a 11n DFS + TPC	36	5180	100 mW	Indoor only
		-	-		
		64	5320	100 mW	Indoor only
		149	5745		
		-	-		
165	5825				
China	11g 11n	1	2412	100 mW	Indoor + outdoor
		-	-		
		13	2472		
	11a 11n TPC	149	5745	2000 mW	Indoor + outdoor
		-	-		
		165	5825		
Ivory Coast ♦	11g 11n	1	2412	100 mW	Indoor + outdoor
		-	-		
		13	2472		
	11a 11n TPC	36	5180	200 mW	Indoor only
		-	-		
		48	5240		
	11a 11n DFS + TPC	52	5260	200 mW	Indoor only
		-	-		
		64	5320	1000 mW	Indoor + outdoor
		100	5500		
		-	-		
		116	5580	1000 mW	Indoor + outdoor
132	5660				
-	-				
140	5700				

Country	Mode	CH	MHz	PWR (EIRP)	Use
Hong Kong	11g 11n	1	2412	100 mW	Indoor + outdoor
		-	-		
		13	2472		
	11a 11n TPC	36	5180	200 mW	Indoor only
		-	-		
		48	5240		
	11a 11n DFS + TPC	52	5260	200 mW	Indoor only
		-	-		
		64	5320	1000 mW	Indoor + outdoor
		100	5500		
		-	-		
		116	5580		
132	5660	1000 mW	Indoor + outdoor		
-	-				
140	5700				
India	11g 11n	1	2412	100 mW	Indoor + outdoor
		-	-		
		13	2472		
	11a 11n TPC	36	5180	200 mW	Indoor only
		-	-		
		48	5240		
	11a 11n DFS + TPC	52	5260	200 mW	Indoor only
		-	-		
		64	5320		
	11a 11n TPC	149	5745	200 mW	Indoor only
		-	-		
		165	5825		
Indonesia ♦	11g 11n	1	2412	100 mW	Indoor + outdoor
		2	2417	200 mW	Indoor + outdoor
		-	-		
		10	2457		
	11	2462	100 mW	Indoor + outdoor	
	11a 11n TPC	149	5745	400 mW	Indoor + outdoor
		-	-		
		165	5825		
-		-			

1.2 National approvals

Country	Mode	CH	MHz	PWR (EIRP)	Use
Japan 	11g 11n	1	2412	200 mW	Indoor + outdoor
		-	-		
		13	2472		
	11a TPC	8	5040	200 mW	Indoor + outdoor
		-	-		
	16	5080			
	11a 11n	36	5180	200 mW	Indoor only
		-	-		
	48	5240			
	11a 11n DFS + TPC	52	5260	200 mW	Indoor only
-		-			
64		5320	200 mW	Indoor + outdoor	
100		5500			
-	-				
140	5700				
11a TPC	184	4920	200 mW	Indoor + outdoor	
	-	-			
196	4980				
Kazakhstan ♦	11g 11n	1	2412	100 mW	Indoor + outdoor
		-	-		
		13	2472		
	11a 11n TPC	36	5180	100 mW	Indoor only
		-	-		
	48	5240			
	11a 11n DFS + TPC	52	5260	100 mW	Indoor only
		-	-		
		64	5320	100 mW	Indoor + outdoor
		132	5660		
-	-				
140	5700				

Country	Mode	CH	MHz	PWR (EIRP)	Use
Colombia	11g 11n	1	2412	100 mW	Indoor + outdoor
		2	2417	200 mW	Indoor + outdoor
		-	-		
		10	2457		
		11	2462	100 mW	Indoor + outdoor
	11a 11n TPC	36	5180	200 mW	Indoor only
		-	-		
		48	5240		
	11a 11n DFS + TPC	52	5260	400 mW	Indoor + outdoor
		-	-		
		64	5320		
		100	5500	400 mW	Indoor + outdoor
		-	-		
		116	5580		
11a 11n TPC	132	5660	400 mW	Indoor + outdoor	
	-	-			
	140	5700			
	149	5745	400 mW	Indoor + outdoor	
Korea	11g 11n	-	-		
		13	2472		
		149	5745	400 mW	Indoor + outdoor
	11a 11n TPC	-	-		
		161	5805		
Kuwait	11g 11n	1	2412	100 mW	Indoor + outdoor
		-	-		
		13	2472		
	11a 11n TPC	36	5180	200 mW	Indoor + outdoor
		-	-		
	48	5240			
11a 11n DFS + TPC	52	5260	200 mW	Indoor + outdoor	
	-	-			
64	5320				
Macau	11g 11n	1	2412	100 mW	Indoor + outdoor
		-	-		
		13	2472		
	11a 11n TPC	149	5745	100 mW	Indoor + outdoor
		-	-		
161	5805				


1.2 National approvals

Country	Mode	CH	MHz	PWR (EIRP)	Use
Madagascar	11g 11n	1	2412	100 mW	Indoor + outdoor
		-	-		
		13	2472		
	11a 11n TPC	36	5180	200 mW	Indoor only
		-	-		
		48	5240		
	11a 11n DFS + TPC	52	5260	200 mW	Indoor only
		-	-		
		64	5320	1000 mW	Indoor + outdoor
		100	5500		
-		-			
116	5580	1000 mW	Indoor + outdoor		
-	-				
140	5700				
11a 11n TPC	149	5745	400 mW	Indoor + outdoor	
	-	-			
	165	5825			
Malaysia	11g 11n	1	2412	200 mW	Indoor + outdoor
		-	-		
		13	2472		
	11a 11n DFS + TPC	56	5280	200 mW	Indoor only
		-	-		
	64	5320	1000 mW	Indoor + outdoor	
	149	5745			
	-	-			
	165	5825			
Morocco ♦ (only with SCALANCE W786-2IA RJ-45)	11g 11n	1	2412	100 mW	Indoor only
		-	-		
		13	2472		
	11a 11n TPC	36	5180	200 mW	Indoor only
		-	-		
	48	5240	200 mW	Indoor only	
52	5260				
-	-				
64	5320				
Mexico	11g 11n	1	2412	500 mW	Indoor + outdoor
		-	-		
		11	2462		
	11a 11n TPC	36	5180	1000 mW	Indoor + outdoor
		-	-		
		64	5320	1000 mW	Indoor + outdoor
		149	5745		
		-	-		
165	5825				


Country	Mode	CH	MHz	PWR (EIRP)	Use
Mozambique	11g 11n	1	2412	100 mW	Indoor + outdoor
		-	-		
		13	2472		
	11a 11n TPC	36	5180	200 mW	Indoor only
		-	-		
		48	5240		
	11a 11n DFS + TPC	52	5260	200 mW	Indoor only
		-	-		
		64	5320	1000 mW	Indoor + outdoor
		100	5500		
		-	-		
		116	5580		
132	5660	1000 mW	Indoor + outdoor		
-	-				
140	5700				
Oman	11g 11n	1	2412	100 mW	Indoor + outdoor
		-	-		
		13	2472		
	11a 11n TPC	36	5180	200 mW	Indoor only
		-	-		
		48	5240		
	11a 11n DFS + TPC	52	5260	200 mW	Indoor only
		-	-		
		64	5320		
	11a 11n TPC	149	5745	1000 mW	Indoor + outdoor
		-	-		
		165	5825		
Pakistan ♦	11g 11n	1	2412	100 mW	Indoor + outdoor
		-	-		
		13	2472		
	11a 11n TPC	149	5745	100 mW	Indoor + outdoor
		-	-		
		165	5825		


1.2 National approvals

Country	Mode	CH	MHz	PWR (EIRP)	Use
Russia	11g 11n	1	2412	100 mW	Indoor + outdoor
		-	-		
		13	2472		
	11a 11n TPC	36	5180	100 mW	Indoor + outdoor
		-	-		
		48	5240		
	11a 11n DFS + TPC	52	5260	100 mW	Indoor + outdoor
		-	-		
		64	5320	100 mW	Indoor + outdoor
		132	5660		
11a 11n TPC	149	5745	100 mW	Indoor + outdoor	
	-	-			
	165	5825			
Saudi Arabia	11g 11n	1	2412	100 mW	Indoor + outdoor
		-	-		
		13	2472		
	11a 11n TPC	36	5180	200 mW	Indoor only
		-	-		
		48	5240		
	11a 11n DFS + TPC	52	5260	200 mW	Indoor only
		-	-		
		64	5320	1000 mW	Indoor + outdoor
		100	5500		
-		-			
116		5580			
132	5660	1000 mW	Indoor + outdoor		
-	-				
140	5700				

Country	Mode	CH	MHz	PWR (EIRP)	Use
South Africa 	11g 11n	1	2412	100 mW	Indoor + outdoor
		-	-		
		13	2472		
	11a 11n TPC	36	5180	200 mW	Indoor only
		-	-		
		48	5240		
	11a 11n DFS + TPC	52	5260	200 mW	Indoor only
		-	-		
		64	5320	1000 mW	Indoor + outdoor
		100	5500		
-		-			
116	5580	1000 mW	Indoor + outdoor		
132	5660				
-	-	140	5700		
Singapore Philippines	11b 11g 11n	1	2412	100 mW	Indoor + outdoor
		-	-		
		13	2472		
	11a 11n TPC	36	5180	200 mW	Indoor + outdoor
		-	-		
		48	5240		
	11a 11n DFS + TPC	52	5260	200 mW	Indoor + outdoor
		-	-		
		64	5320	1000 mW	Indoor + outdoor
		100	5500		
		-	-		
	116	5580	1000 mW	Indoor + outdoor	
	132	5660			
-	-	140	5700		
11a 11n TPC	149	5745	1000 mW	Indoor + outdoor	
	-	-			
	165	5825			


1.2 National approvals

Country	Mode	CH	MHz	PWR (EIRP)	Use
Taiwan 	11g 11n	1	2412	100 mW	Indoor + outdoor
		2	2417	200 mW	Indoor + outdoor
		-	-		
		10	2457		
	11a 11n DFS + TPC	11	2462	100 mW	Indoor + outdoor
		52	5260	400 mW	Indoor + outdoor
		-	-		
		64	5320		
		100	5500	400 mW	Indoor + outdoor
		-	-		
		116	5580		
	11a 11n TPC	132	5660	400 mW	Indoor + outdoor
		-	-		
140		5700			
149		5745	400 mW	Indoor + outdoor	
Thailand	11g 11n	-	-		
		11	2462		
		36	5180	200 mW	Indoor only
	11a 11n TPC	-	-		
		48	5240		
		52	5260	400 mW	Indoor + outdoor
	11a 11n DFS + TPC	-	-		
		64	5320		
		100	5500	400 mW	Indoor + outdoor
		-	-		
		116	5580		
		132	5660	400 mW	Indoor + outdoor
	11a 11n TPC	-	-		
140		5700			
149		5745	400 mW	Indoor + outdoor	
-		-			
		165	5825		

Country	Mode	CH	MHz	PWR (EIRP)	Use
Ukraine 	11g 11n	1	2412	100 mW	Indoor + outdoor
		-	-		
	11a 11n TPC	13	2472	200 mW	Indoor + outdoor
		36	5180		
	11a 11n DFS + TPC	-	-	200 mW	Indoor + outdoor
		48	5240		
		52	5260	200 mW	Indoor + outdoor
		-	-		
		64	5320	200 mW	Indoor + outdoor
		100	5500		
-	-	200 mW	Indoor + outdoor		
116	5580				
-	-	200 mW	Indoor + outdoor		
132	5660				
-	-	200 mW	Indoor + outdoor		
136	5680				
Uruguay	11g 11n	1	2412	100 mW	Indoor + outdoor
		2	2417	200 mW	Indoor + outdoor
		-	-		
		10	2457		
	11a 11n TPC	11	2462	100 mW	Indoor + outdoor
		36	5180	200 mW	Indoor only
	11a 11n DFS + TPC	-	-	400 mW	Indoor + outdoor
		48	5240		
		52	5260	400 mW	Indoor + outdoor
		-	-		
		64	5320	400 mW	Indoor + outdoor
		100	5500		
	-	-	400 mW	Indoor + outdoor	
	116	5580			
	-	-	400 mW	Indoor + outdoor	
132	5660				
-	-	400 mW	Indoor + outdoor		
140	5700				
11a 11n TPC	149	5745	400 mW	Indoor + outdoor	
	-	-			
		165	5825		

1.2 National approvals

Country	Mode	CH	MHz	PWR (EIRP)	Use
United Arab Emirates	11g 11n	1	2412	100 mW	Indoor + outdoor
		-	-		
		13	2472		
	11a 11n TPC	36	5180	200 mW	Indoor only
		-	-		
		48	5240		
	11a 11n DFS + TPC	52	5260	200 mW	Indoor only
		-	-		
		64	5320	1000 mW	Indoor only
		100	5500		
-		-			
116	5580	1000 mW	Indoor only		
132	5660				
-	-				
140	5700				
Venezuela	11g 11n	1	2412	1000 mW	Indoor + outdoor
		-	-		
		13	2472		
	11a 11n TPC	36	5180	200 mW	Indoor only
		-	-		
		48	5240		
	11a 11n DFS + TPC	52	5260	1000 mW	Indoor only
		-	-		
		64	5320		
	11a 11n TPC	149	5745	4000 mW	Indoor + outdoor
-		-			
165		5825			

Country	Mode	CH	MHz	PWR (EIRP)	Use
Ecuador ♦ Bahamas Canada Peru Puerto Rico USA 	11g 11n	1	2412	100 mW	Indoor + outdoor
		2	2417	200 mW	Indoor + outdoor
		-	-		
		10	2457		
		11	2462	100 mW	Indoor + outdoor
	11a 11n TPC	36	5180	200 mW	Indoor only
		-	-		
	48	5240			
	11a 11n DFS + TPC	52	5260	400 mW	Indoor + outdoor
		-	-		
		64	5320		
	See also the notice on page 15 "For use of DFS channels"	100	5500	400 mW	Indoor + outdoor
		-	-		
		116	5580		
132		5660	400 mW	Indoor + outdoor	
-	-	-			
	140	5700			
11a 11n TPC	149	5745	400 mW	Indoor + outdoor	
	-	-			
	165	5825			
Vietnam	11g 11n	1	2412	100 mW	Indoor + outdoor
		-	-		
		13	2472		
	11a 11n TPC	36	5180	200 mW	Indoor only
		-	-		
		48	5240		
	11a 11n DFS + TPC	52	5260	200 mW	Indoor only
		-	-		
		64	5320		
		100	5500	1000 mW	Indoor + outdoor
		-	-		
		116	5580		
	132	5660	1000 mW	Indoor + outdoor	
		-	-		
		140	5700		
11a 11n TPC	149	5745	400 mW	Indoor + outdoor	
	-	-			
	165	5825			

Approvals for SCALANCE W788C / W786C 802.11n

Note

Issued approvals on the type plate of the device

The specified approvals apply only when the corresponding mark is printed on the product. You can check which of the following approvals have been granted for your product by the markings on the type plate.

Range of validity

The approvals listed in this section apply to the following products:

	Article number
SCALANCE W786C-2 RJ-45	6GK5 786-2FC00-1AA0
SCALANCE W786C-2IA RJ-45	6GK5 786-2HC00-1AA0
SCALANCE W786C-2 SFP	6GK5 786-2FE00-1AA0

	Article number
SCALANCE W788C-2 RJ-45	6GK5 788-2FC00-1AA0
SCALANCE W788C-2 M12	6GK5 788-2GD00-1AA0
SCALANCE W788C-2 M12 EEC	6GK5788-2GD00-1TA0

2.1 General approvals

CE conformity

The products

SIMATIC NET SCALANCE W786-1 RJ-45
SIMATIC NET SCALANCE W786-2 RJ-45
SIMATIC NET SCALANCE W786C-2 RJ-45
SIMATIC NET SCALANCE W786-2IA RJ-45
SIMATIC NET SCALANCE W786C-2IA RJ-45
SIMATIC NET SCALANCE W786-2 SFP

SIMATIC NET SCALANCE W788C-2 RJ-45
SIMATIC NET SCALANCE W788C-2 M12
SIMATIC NET SCALANCE W788C-2 M12 EEC

in the version put into circulation by Siemens AG conform to the regulations of the following European directive:

- 99/5/EC
Directive of the European Parliament and of the Council on radio equipment and telecommunications terminal equipment and the mutual recognition of their conformity. Conformity with the basic requirement of the directive is attested by adherence to the following standards:
- EN 60950-1 A1 + A2 + A11 + A12
Information technology equipment - Safety - Part 1: General requirements
- EN 301489-1 V1.9.2
Electromagnetic compatibility and radio spectrum matters (ERM) - Electromagnetic compatibility for radio equipment and services - Part 1 : Common technical requirements (V1.9.2).
- EN 301489-17 V2.2.1
Electromagnetic compatibility and radio spectrum matters (ERM) - Electromagnetic compatibility for radio equipment and services - Part 17: Specific conditions for 2.4 GHz broadband transmission systems and 5 GHz high performance RLAN equipment
- EN 300328 V1.8.1
Electromagnetic Compatibility and Radio Spectrum Matters (ERM); — Broadband transmission systems — Data transmission equipment operating in the 2.4 GHz ISM band and using spread spectrum modulation techniques — Harmonized EN covering essential requirements under article 3.2 of the R&TTE Directive
- EN 301893 V1.7.1
Broadband Radio Access Networks (BRAN) - 5 GHz high performance RLAN - Harmonized EN covering essential requirements of article 3.2 of the R&TTE Directive
- EN 62311
Assessment of electronic and electrical equipment related to human exposure restrictions for electro-magnetic fields (0 Hz – 300 GHz)
- 1999/519/EC
Council recommendation on the limitation of exposure of the general public to electromagnetic fields (0 Hz to 300 GHz)

Devices connected to the system must meet the relevant safety regulations.

The EC Declaration of Conformity is available for the responsible authorities according to the above-mentioned EC Directive at the following address:

Siemens Aktiengesellschaft
Division Process Industries and Drives
Postfach 4848
D-90026 Nürnberg

This declaration certifies compliance with the directives named above, but does not guarantee any specific properties.

Note

The specified approvals apply only when the corresponding mark is printed on the product.

Certification ID

The following tables show the product names and the corresponding certification ID:

Type	Number and type of the Ethernet interfaces	Number of internal antennas	Number of R-SMA sockets for external antennas	Certification ID Order number Order number US variant
W786-1 RJ-45	1 x RJ-45	-	3	EAPN-W1-RJ-E3 6GK5 786-1FC00-0AA0 6GK5 786-1FC00-0AB0
W786-2 RJ-45	1 x RJ-45	-	6	EAPN-W2-RJ-E3 6GK5 786-2FC00-0AA0 6GK5 786-2FC00-0AB0
W786C-2 RJ-45	1 x RJ-45	-	6	EAPN-W2-RJ-E3 6GK5 786-2FC00-1AA0
W786-2IA RJ-45	1 x RJ-45	2	-	EAPN-W2-RJ-I3 6GK5 786-2HC00-0AA0 6GK5 786-2HC00-0AB0
W786C-2IA RJ-45	1 x RJ-45	2	-	EAPN-W2-RJ-I3 6GK5 786-2HC00-1AA0
W786-2 SFP	2 x SFP	-	6	EAPN-W2-SFP-E3 6GK5 786-2FE00-0AA0 6GK5 786-2FE00-0AB0

Type	Certification ID Order number:
W788C-2 RJ-45	RAPN-W2-RJ-E3 6GK 5788-2FC00-1AA0
W788C-2 M12	RAPN-W2-M12-E3 6GK5 788-2GD00-1AA0
W788C-2 M12 EEC	RAPN-W2-M12-E3 6GK5788-2GD00-1TA0



Konformitätserklärung / Declaration of Conformity

Hersteller/Verantwortlicher: Alfred Hümmel
Manufacturer/Responsible Person

Anschrift: Siemens Aktiengesellschaft
Address
 PD PA CI
 Gleichwitzer Str. 555
 D-90475 Nuremberg
 Bundesrepublik Deutschland

Produkt/Product: Industrial WLAN Access Point EAPN Family
 Typ/Type:
 Modell/Model: **EAPN-W1-RJ-E3,
 EAPN-W2-RJ-E3,
 EAPN-W2-RJ-I3,
 EAPN-W2-SFP-E3**

Einsatzzweck/Intended Use: Wireless Communication

Das bezeichnete Produkt (Modell) entspricht in der gelieferten Ausführung den Bestimmungen der EU-Richtlinie 1999/5/EG, RICHTLINIE DES EUROPÄISCHEN PARLAMENTS UND DES RATES vom 9. März 1999 über Funkanlagen und Telekommunikationsendeinrichtungen und die gegenseitige Anerkennung ihrer Konformität

The designated product (model) as delivered is in conformity with the provisions of the EU-Directive 1999/5/EC DIRECTIVE OF THE EUROPEAN PARLIAMENT AND OF THE COUNCIL of 9 March 1999 on radio equipment and telecommunications terminal equipment and the mutual recognition of their conformity

Die Übereinstimmung des bezeichneten Produkts (Modell) mit den Vorschriften der angewandten Richtlinie(n) wird nachgewiesen durch die vollständige Einhaltung folgender Normen / Vorschriften:

The conformity of the designated product (model) with the provisions of the applied Directive(s) is proved by full compliance with the following standards / regulations:

Art. 3 (1) a) Schutz der Gesundheit und Sicherheit Harmonisierte Normen / Health and Safety - Harmonised standards:			
Referenznummer <i>Reference number</i>	Version / Ausgabedatum <i>Version / Date of issue</i>	Referenznummer <i>Reference number</i>	Version / Ausgabedatum <i>Version / Date of issue</i>
EN 60950-1+A1+A2+A11+A12	2006/2010/2013/2009/2011	EN 62311	2008
		1999/519/EC	

Art. 3 (1) b) EMV Harmonisierte Normen / EMC Harmonised standards:			
Referenznummer <i>Reference number</i>	Version / Ausgabedatum <i>Version / Date of issue</i>	Referenznummer <i>Reference number</i>	Version / Ausgabedatum <i>Version / Date of issue</i>
ETSI EN 301 489-1	V1.9.2	ETSI EN 301 489-17	V2.2.1

Art. 3 (2) Effiziente Nutzung des Funkspektrums Harmonisierte Normen / Efficient usage of spectrum Harmonised standards:			
Referenznummer <i>Reference number</i>	Version / Ausgabedatum <i>Version / Date of issue</i>	Referenznummer <i>Reference number</i>	Version / Ausgabedatum <i>Version / Date of issue</i>
ETSI EN 300 328	V1.8.1	ETSI EN 301 893	V1.7.1

Siemens Aktiengesellschaft

Karlsruhe, den / the 15.10.2014
 Ort / place of issue Datum / Date of issue

Groetschel, I.V. 
 Name / name Unterschrift / signature

Leiter Qualitätsmanagement / Quality Manager, MF-K
 Funktion / function

Diese Erklärung bescheinigt die Übereinstimmung mit den genannten Richtlinien, ist jedoch keine Beschaffenheits- oder Haltbarkeitsgarantie. Die Sicherheitshinweise der mitgelieferten Produktdokumentation sind zu beachten.

Siemens Aktiengesellschaft, Chairman of the Supervisory Board: Gerhard Cromme; Managing Board: Joe Kaeser, Chairman, President and Chief Executive Officer; Roland Busch, Lisa Davis, Klaus Helmrich, Hermann Requardt, Siegfried Russwurm, Ralf P. Thomas; Registered offices: Berlin and Munich, Germany; Commercial registries: Berlin Charlottenburg, HRB 12300, Munich, HRB 6684; WEEE-Reg.-No. DE 23691322

Huemmer, I.V. 
 Name / name Unterschrift / signature

Leiter Entwicklung / Vice President R&D, PD PA CI R&D
 Funktion / function

This declaration certifies the compliance with the indicated directives but does not imply any warranty for properties. The safety instructions of the accompanying product documentation shall be observed.

SIEMENS**Konformitätserklärung / Declaration of Conformity**

Hersteller/Verantwortlicher: Alfred Hümmel
 Manufacturer/Responsible Person

Anschrift: Siemens Aktiengesellschaft
 Address PD PA CI
 Gleichwitzer Str. 555
 D-90475 Nuremberg
 Bundesrepublik Deutschland

Produkt/Product: Industrial WLAN Access Point EAPN Family
 Typ/Type:
 Modell/Model: **RAPN-W1-RJ-E3,
 RAPN-W2-RJ-E3,
 RAPN-W1-M12-E3,
 RAPN-W2-M12-E3**

Einsatzzweck/Intended Use: Wireless Communication

Das bezeichnete Produkt (Modell) entspricht in der gelieferten Ausführung den Bestimmungen der EU-Richtlinie 1999/5/EG, RICHTLINIE DES EUROPÄISCHEN PARLAMENTS UND DES RATES vom 9. März 1999 über Funkanlagen und Telekommunikationsendeinrichtungen und die gegenseitige Anerkennung ihrer Konformität

The designated product (model) as delivered is in conformity with the provisions of the EU-Directive 1999/5/EC DIRECTIVE OF THE EUROPEAN PARLIAMENT AND OF THE COUNCIL of 9 March 1999 on radio equipment and telecommunications terminal equipment and the mutual recognition of their conformity

Die Übereinstimmung des bezeichneten Produkts (Modell) mit den Vorschriften der angewandten Richtlinie(n) wird nachgewiesen durch die vollständige Einhaltung folgender Normen / Vorschriften:

The conformity of the designated product (model) with the provisions of the applied Directive(s) is proved by full compliance with the following standards / regulations:

Art. 3 (1) a) Schutz der Gesundheit und Sicherheit Harmonisierte Normen / Health and Safety - Harmonised standards:			
Referenznummer Reference number	Version / Ausgabedatum Version / Date of issue	Referenznummer Reference number	Version / Ausgabedatum Version / Date of issue
EN 60950-1+A1+A2+A11+A12	2006/2010/2013/2009/2011	EN 62311 1999/519/EC	2008
Art. 3 (1) b) EMV Harmonisierte Normen / EMC Harmonised standards:			
Referenznummer Reference number	Version / Ausgabedatum Version / Date of issue	Referenznummer Reference number	Version / Ausgabedatum Version / Date of issue
ETSI EN 301 489-1	V1.9.2	ETSI EN 301 489-17	V2.2.1
Art. 3 (2) Effiziente Nutzung des Funkspektrums Harmonisierte Normen / Efficient usage of spectrum Harmonised standards:			
Referenznummer Reference number	Version / Ausgabedatum Version / Date of issue	Referenznummer Reference number	Version / Ausgabedatum Version / Date of issue
ETSI EN 300 328	V1.8.1	ETSI EN 301 893	V1.7.1

Siemens Aktiengesellschaft

Karlsruhe, den / the 15.10.2014
 Ort / place of issue Datum / Date of issue

Groetschel, i.V. 
 Name / name Unterschrift / signature

Huemmer, i.V. 
 Name / name Unterschrift / signature

Leiter Qualitätsmanagement / Quality Manager, MF-K
 Funktion / function

Leiter Entwicklung / Vice President R&D, PD PA CI R&D
 Funktion / function


Diese Erklärung bescheinigt die Übereinstimmung mit den genannten Richtlinien, ist jedoch keine Beschaffenheits- oder Haltbarkeitsgarantie. Die Sicherheitshinweise der mitgelieferten Produktdokumentation sind zu beachten.

This declaration certifies the compliance with the indicated directives but does not imply any warranty for properties.

The safety instructions of the accompanying product documentation shall be observed.

Siemens Aktiengesellschaft: Chairman of the Supervisory Board: Gerhard Cromme; Managing Board: Joe Kaeser, Chairman, President and Chief Executive Officer; Roland Busch, Lisa Davis, Klaus Helmrich, Hermann Requardt, Siegfried Russwurm, Ralf P. Thomas; Registered offices: Berlin and Munich, Germany; Commercial registries: Berlin Charlottenburg, HRB 12300, Munich, HRB 6684, WEEE-Reg.-No. DE 23691322

ATEX (explosion protection directive)

 WARNING
<p>When using SIMATIC NET products in hazardous area zone 2, make absolutely sure that the associated conditions in the following document are adhered to:</p> <p>"SIMATIC NET Product Information Use of subassemblies/modules in a Zone 2 Hazardous Area".</p> <p>You will find this document</p> <ul style="list-style-type: none">• on the data medium that ships with some devices.• on the Internet pages of Siemens Industry Online Support (http://support.automation.siemens.com/ww). <p>Enter the document identification number C234 as the search term.</p>

SIMATIC NET products meet the requirements of the EC directive:94/9/EC "Equipment and Protective Devices for Use in Potentially Explosive Atmospheres".

ATEX classification:

II 3 G Ex nA IIC T4 Gc

KEMA 07ATEX0145 X

The products meet the requirements of the following standards:

- EN 60079-15: 2010 (electrical apparatus for potentially explosive atmospheres; Type of protection "n")
- EN 60079-0: 2009 (Explosive atmospheres - Part 0: Equipment - General requirements)

IECEX

The SIMATIC NET products meet the requirements of explosion protection according to IECEX.

IECEX classification:

Ex nA IIC T4 Gc

DEK 14.0025X

The products meet the requirements of the following standards:

- IEC 60079-15 : 2010 (Explosive atmospheres - Part 15: Equipment protection by type of protection "n")
- IEC 60079-0 : 2011 (Explosive atmospheres - Part 0: Equipment - General requirements)

FM

The product meets the requirements of the standards:

- Factory Mutual Approval Standard Class Number 3611
- FM Hazardous (Classified) Location Electrical Equipment:
Non Incendive / Class I / Division 2 / Groups A,B,C,D / T4 and
Non Incendive / Class I / Zone 2 / Group IIC / T4

cULus Approval Hazardous Location

cULus Listed I. T. E. FOR HAZ. LOC.

Underwriters Laboratories Inc. complying with

- UL 60950-1 (Information Technology Equipment)
- ANSI/ISA 12.12.01-2007
- CSA C22.2 No. 213-M1987

Approved for use in
Cl. 1, Div. 2, GP A, B, C, D T4
Cl. 1, Zone 2, GP IIC T4

Report no. E240480

FCC approval

This device complies with Part 15 of the FCC Rules.

Operation is subject to the following two conditions:

- (1) this device may not cause harmful interference, and
- (2) this device must accept any interference received, including interference that may cause undesired operation.

Notice

Changes or modifications made to this equipment not expressly approved by SIEMENS may void the FCC authorization to operate this equipment.

IEEE 802.11b or g operation of this product in the USA is firmware-limited to channels 1 through 11.

This equipment has been tested and found to comply with the limits for a Class B digital device, pursuant to Part 15 of the FCC Rules. These limits are designed to provide reasonable protection against harmful interference in a residential installation. This equipment generates, uses and can radiate radio frequency energy and, if not installed and used in accordance with the instructions, may cause harmful interference to radio communications.

2.1 General approvals

However, there is no guarantee that interference will not occur in a particular installation. If this equipment does cause harmful interference to radio or television reception, which can be determined by turning the equipment off and on, the user is encouraged to try to correct the interference by one or more of the following measures:

- Reorient or relocate the receiving antenna.
- Increase the separation between the equipment and receiver.
- Connect the equipment into an outlet on a circuit different from that to which the receiver is connected.
- Consult the dealer or an experienced radio/TV technician for help.

Notice

This equipment complies with FCC radiation exposure limits set forth for an uncontrolled environment. This equipment should be installed and operated with minimum distance 20 cm between the radiator and your body.

This transmitter must not be co-located or operating in conjunction with any other antenna or transmitter. Professional Installation Notice:

To comply with FCC part 15 rules in the United States, the system must be professionally installed to ensure compliance with the Part 15 certification. It is the responsibility of the operator and professional installer to ensure that only certified systems are deployed in the United States. The use of the system in any other combination (such as co-located antennas transmitting the same information) is expressly forbidden.

Notice

For use of DFS channels

- Use of the RCoax Cable Antenna 6XV1875-2D is not permitted in channels which require dynamic frequency selection (DFS).
- Any installation of either a master or a client device within 35 km of a TDWR (Terminal Doppler Weather Radar) location shall be separated by at least 30 MHz (center-to-center) from the TDWR operating frequency.

These devices shall be registered in the industry sponsored WISPA database,

<http://udia.spectrumbridge.com/udia/home.aspx>
(<http://udia.spectrumbridge.com/udia/home.aspx>)

When you open this link, you get the following choices:

- "Search" opens a window with TDWR locations and frequencies.
- "User Signup" allows you to register as user of the database.
- After registering you can Logon and register your WLAN location. Please fill in all required information.

For more information with respect to WISPA database and TWDR locations please consult FCC publication KDB 443999 D01.

NEMA TS2

The product meets the requirements of the standard

NEMA TS2 (Traffic Controller Assemblies with NTCIP Requirements)

SCALANCE W788C-2 M12 EEC

6GK5788-2GD00-1TA0

RSS-210 of Industry Canada for SCALANCE W786-x

This device complies with Industry Canada licence-exempt RSS standard(s).

Operation is subject to the following two conditions: (1) this device may not cause interference, and (2) this device must accept any interference, including interference that may cause undesired operation of the device.

This radio transmitter (IC: 267AA-MPCIE1V1) has been approved by Industry Canada to operate with the antenna types listed in section 6.8 with the maximum permissible gain and required antenna impedance for each antenna type indicated. Antenna types not included in this list, having a gain greater than the maximum gain indicated for that type, are strictly prohibited for use with this device.

Under Industry Canada regulations, this radio transmitter may only operate using an antenna of a type and maximum (or lesser) gain approved for the transmitter by Industry Canada. To reduce potential radio interference to other users, the antenna type and its gain should be so chosen that the equivalent isotropically radiated power (e.i.r.p.) is not more than that necessary for successful communication.

To reduce potential radio interference to other users, the antenna type and its gain should be so chosen that the equivalent isotropically radiated power (e.i.r.p.) is not more than that permitted for successful communication.

That the device for the band 5150-5250 MHz is only for indoor usage to reduce potential for harmful interference to co-channel mobile satellite systems.

Users should also be cautioned to take note that high power radars are allocated as primary users (meaning they have priority) of 5250-5350 MHz and 5650-5850 MHz and these radars could cause interference and/or damage to LE-LAN devices.

This equipment complies with IC RSS-102 radiation exposure limits set forth for an uncontrolled environment. This equipment should be installed and operated with minimum distance 20cm between the radiator & your body.

Le présent appareil est conforme aux CNR d'Industrie Canada applicables aux appareils radio exempts de licence. L'exploitation est autorisée aux deux conditions suivantes : (1) l'appareil ne doit pas produire de brouillage, et (2) l'utilisateur de l'appareil doit accepter tout brouillage radioélectrique subi, même si le brouillage est susceptible d'en compromettre le fonctionnement.

2.1 General approvals

RSS-210 of Industry Canada for SCALANCE W7x8

This device complies with Industry Canada licence-exempt RSS standard(s).

Operation is subject to the following two conditions: (1) this device may not cause interference, and (2) this device must accept any interference, including interference that may cause undesired operation of the device.

This radio transmitter (IC: 267AA-MPCIE1V1) has been approved by Industry Canada to operate with the antenna types listed in section 5.4 with the maximum permissible gain and required antenna impedance for each antenna type indicated. Antenna types not included in this list, having a gain greater than the maximum gain indicated for that type, are strictly prohibited for use with this device.

Under Industry Canada regulations, this radio transmitter may only operate using an antenna of a type and maximum (or lesser) gain approved for the transmitter by Industry Canada. To reduce potential radio interference to other users, the antenna type and its gain should be so chosen that the equivalent isotropically radiated power (e.i.r.p.) is not more than that necessary for successful communication.

To reduce potential radio interference to other users, the antenna type and its gain should be so chosen that the equivalent isotropically radiated power (e.i.r.p.) is not more than that permitted for successful communication.

That the device for the band 5150-5250 MHz is only for indoor usage to reduce potential for harmful interference to co-channel mobile satellite systems.

Users should also be cautioned to take note that high power radars are allocated as primary users (meaning they have priority) of 5250-5350 MHz and 5650-5850 MHz and these radars could cause interference and/or damage to LE-LAN devices.

This equipment complies with IC RSS-102 radiation exposure limits set forth for an uncontrolled environment. This equipment should be installed and operated with minimum distance 20cm between the radiator & your body.

Le présent appareil est conforme aux CNR d'Industrie Canada applicables aux appareils radio exempts de licence. L'exploitation est autorisée aux deux conditions suivantes : (1) l'appareil ne doit pas produire de brouillage, et (2) l'utilisateur de l'appareil doit accepter tout brouillage radioélectrique subi, même si le brouillage est susceptible d'en compromettre le fonctionnement.

Note for USA, Canada, Puerto Rico, Peru, Bahamas, Ecuador and Columbia

When operating the SCALANCE W700 with DFS (Dynamic Frequency Selection), the IWLAN RCoax Cable 5 GHz (order number 6XV1875-2D) may not be used in the countries listed above.

Approvals in Argentina

Devices of the SCALANCE W786-x series are approved in Argentina under the following certification numbers:

Certification ID	Certification number
EAPN-W1-RJ-E3	CNC: C-11549
EAPN-W2-RJ-E3	CNC: C-11536
EAPN-W2-RJ-I3	CNC: C-11564
EAPN-W2-SFP-E3	CNC: C-11547

Devices of the SCALANCE W788-x series are approved in Argentina under the following certification numbers:

Certification ID	Certification number
RAPN-W1-RJ-E3	CNC: C-11541
RAPN-W2-RJ-E3	CNC: C-11502
RAPN-W1-M12-E3	CNC: C-11546
RAPN-W2-M12-E3	CNC: C-11548

Approval in Brazil

From the SCALANCE W786-x series, the following devices are approved for Brazil:

Type	Order number	EAPN number
W786-1 RJ-45	6GK5 786-1FC00-0AA0	EAPN-W1-RJ-E3
W786-2 RJ-45	6GK5 786-2FC00-0AA0	EAPN-W2-RJ-E3
W786C-2 RJ-45	6GK5 786-2FC00-1AA0	EAPN-W2-RJ-E3
W786-2IA RJ-45	6GK5 786-2HC00-0AA0	EAPN-W2-RJ-I3
W786C-2IA RJ-45	6GK5 786-2HC00-1AA0	EAPN-W2-RJ-I3
W786-2 SFP	6GK5 786-2FE00-0AA0	EAPN-W2-SFP-E3

The listed devices are approved in Brazil under the following certification numbers:



Este equipamento opera em caráter secundário, isto, isto é, não tem direito à proteção contra interferência prejudicial, mesmo de estações do mesmo tipo e não pode causar interferência a sistemas operando em caráter primário.

2.1 General approvals

From the SCALANCE W7x8 series, the following devices are approved for Brazil:

Type	Order number	RAPN number
W788-1 RJ-45	6GK 5788-1FC00-0AA0	RAPN-W1-RJ-E3
W788-2 RJ-45	6GK5 788-2FC00-0AA0	RAPN-W2-RJ-E3
W788-1 M12	6GK5 788-1GD00-0AA0	RAPN-W1-M12-E3
W788-2 M12	6GK5 788-2GD00-0AA0	RAPN-W2-M12-E3
W788-2 M12 EEC	6GK5 788-2GD00-0TA0	RAPN-W2-M12-E3
W748-1 RJ-45	6GK5 748-1FC00-0AA0	RAPN-W1-RJ-E3
W748-1 M12	6GK5 748-1GD00-0AA0	RAPN-W1-M12-E3
W788C-2 RJ-45	6GK 5788-2FC00-1AA0	RAPN-W2-RJ-E3
W788C-2 M12	6GK5 788-2GD00-1AA0	RAPN-W2-M12-E3
W788C-2 M12 EEC	6GK5788-2GD00-1TA0	RAPN-W2-M12-E3

The listed devices are approved in Brazil under the following certification numbers:



Este equipamento opera em caráter secundário, isto, isto é, não tem direito à proteção contra interferência prejudicial, mesmo de estações do mesmo tipo e não pode causar interferência a sistemas operando em caráter primário.

Approval for Mexico

The WLAN modules included in the devices have the following certification number:

RCPSIMP12-0751

Approval for Oman

Devices of the SCALANCE W786-x series are approved in Oman under the following certification numbers:

OMAN-TRA
R/1773/14
D090258

Devices of the SCALANCE W788-x series are approved in Oman under the following certification numbers:

OMAN-TRA
R/1772/14
D090258

2.2 National approvals


The following table lists the countries in which the SCALANCE W700 product is approved. The diamond symbol (◆) identifies all countries for which there was no approval at the time these operating instructions were written.


The current status of the approvals can be found on the Internet at the following address:

<http://www.siemens.com/funkzulassungen>

Column	Meaning
Country	Country
Mode	IEEE 802.11 standard and the TPC and / or DFS functionality, where required
CH	Channel
MHz	Frequency
PWR (EIRP)	Maximum permitted effective isotropic radiated power
Use	Permitted use indoors and / or outdoors


2.2 National approvals

Country	Mode	CH	MHz	PWR (EIRP)	Use		
Belgium	11g 11n	1	2412	100 mW	Indoor + outdoor		
Bulgaria		-	-				
Denmark		13	2472				
Germany	11a 11n TPC	36	5180	200 mW	Indoor only		
Estonia		-	-				
Finland		48	5240				
France	11h 11n DFS + TPC	52	5260	200 mW	Indoor only		
Greece		-	-				
Great Britain		64	5320				
Ireland		100	5500			1000 mW	Indoor + outdoor
Iceland							
Italy							
Croatia	116	5580	1000 mW	Indoor + outdoor			
Latvia	132	5660					
Liechtenstein	-	-					
Lithuania	140	5700					
Luxembourg							
Malta							
Macedonia							
Netherlands							
Norway							
Austria							
Poland							
Portugal							
Romania							
Sweden							
Switzerland							
Serbia							
Slovakia							
Slovenia							
Spain							
Czech Republic							
Turkey							
Hungary							
Cyprus							
							
Egypt	11g 11n	1	2412	100 mW	Indoor + outdoor		
		-	-				
		13	2472				
	11a 11n TPC	36	5180	200 mW	Indoor only		
		-	-				
		64	5320				

Country	Mode	CH	MHz	PWR (EIRP)	Use
Angola	11g 11n	1	2412	100 mW	Indoor + outdoor
		-	-		
		13	2472		
	11a 11n TPC	36	5180	200 mW	Indoor only
		-	-		
		48	5240		
	11h 11n DFS + TPC	52	5260	200 mW	Indoor only
		-	-		
		64	5320	1000 mW	Indoor + outdoor
		100	5500		
		-	-		
		116	5580		
132	5660	1000 mW	Indoor + outdoor		
-	-				
140	5700				
Australia 	11g 11n	1	2412	100 mW	Indoor + outdoor
		-	-		
		13	2472		
	11a 11n TPC	36	5180	200 mW	Indoor only
		-	-		
		48	5240		
	11h 11n DFS + TPC	52	5260	200 mW	Indoor only
		-	-		
		64	5320	400 mW	Indoor + outdoor
	149	5745			
	-	-			
	165	5825			
Bahrain	11g 11n	1	2412	100 mW	Indoor + outdoor
		-	-		
		13	2472		
	11a 11n TPC	36	5180	200 mW	Indoor only
		-	-		
		48	5240		
	11h 11n DFS + TPC	52	5260	200 mW	Indoor only
		-	-		
		64	5320	2000 mW	Indoor + outdoor
	149	5745			
	-	-			
	165	5825			


2.2 National approvals

Country	Mode	CH	MHz	PWR (EIRP)	Use
Brazil	11g 11n	1	2412	4000 mW	Indoor + outdoor
		-	-		
		13	2472		
	11a 11n TPC	36	5180	200 mW	Indoor only
		-	-		
		64	5320	1000 mW	Indoor + outdoor
		100	5500		
		140	5700		
149	5745	4000 mW	Indoor + outdoor		
-	-				
165	5825				
Chile	11g 11n	1	2412	100 mW	Indoor only
		-	-		
		13	2472		
	11a 11n DFS + TPC	36	5180	100 mW	Indoor only
		-	-		
		64	5320	100 mW	Indoor only
		149	5745		
		-	-		
165	5825				
China	11g 11n	1	2412	100 mW	Indoor + outdoor
		-	-		
		13	2472		
	11a 11n TPC	149	5745	2000 mW	Indoor + outdoor
		-	-		
		165	5825		
Hong Kong	11g 11n	1	2412	100 mW	Indoor + outdoor
		-	-		
		13	2472		
	11a 11n TPC	36	5180	200 mW	Indoor only
		-	-		
		48	5240		
	11a 11n DFS + TPC	52	5260	200 mW	Indoor only
		-	-		
		64	5320	1000 mW	Indoor + outdoor
		100	5500		
		-	-		
		116	5580		
132	5660	1000 mW	Indoor + outdoor		
-	-				
140	5700				



Country	Mode	CH	MHz	PWR (EIRP)	Use
India	11g 11n	1	2412	100 mW	Indoor + outdoor
		-	-		
		13	2472		
	11a 11n TPC	36	5180	200 mW	Indoor only
		-	-		
		48	5240		
	11h 11n DFS + TPC	52	5260	200 mW	Indoor only
		-	-		
		64	5320		
	11a 11n TPC	149	5745	200 mW	Indoor only
		-	-		
		165	5825		
Japan 	11g 11n	1	2412	200 mW	Indoor + outdoor
		-	-		
		13	2472		
	11a TPC	8	5040	200 mW	Indoor + outdoor
		12	5060		
		16	5080		
	11a 11n	36	5180	200 mW	Indoor only
		-	-		
		48	5240		
	11h 11n DFS + TPC	52	5260	200 mW	Indoor only
		-	-		
		64	5320	200 mW	Indoor + outdoor
		100	5500		
	11a TPC	184	4920	200 mW	Indoor + outdoor
		-	-		
196		4980			
Colombia	11g 11n	1	2412	100 mW	Indoor + outdoor
		2	2417	200 mW	Indoor + outdoor
		-	-		
		10	2457		
		11	2462	100 mW	Indoor + outdoor
	11a 11n TPC	36	5180	200 mW	Indoor only
		-	-		
		48	5240	400 mW	Indoor + outdoor
		149	5745		
		-	-		
	165	5825			

2.2 National approvals

Country	Mode	CH	MHz	PWR (EIRP)	Use
Kuwait	11g 11n	1	2412	100 mW	Indoor + outdoor
		-	-		
		13	2472		
	11a 11n TPC	36	5180	200 mW	Indoor + outdoor
		-	-		
		48	5240		
11h 11n DFS + TPC	52	5260	200 mW	Indoor + outdoor	
	-	-			
	64	5320			
Malaysia	11g 11n	1	2412	200 mW	Indoor + outdoor
		-	-		
		13	2472		
	11h 11n DFS + TPC	56	5280	200 mW	Indoor only
		-	-		
		64	5320		
	11a 11n TPC	149	5745	1000 mW	Indoor + outdoor
		-	-		
		165	5825		
Mexico	11g 11n	1	2412	500 mW	Indoor + outdoor
		-	-		
		11	2462		
	11a 11n TPC	36	5180	1000 mW	Indoor + outdoor
		-	-		
		64	5320	1000 mW	Indoor + outdoor
		149	5745		
		-	-		
165	5825				
Mozambique	11g 11n	1	2412	100 mW	Indoor + outdoor
		-	-		
		13	2472		
	11a 11n TPC	36	5180	200 mW	Indoor only
		-	-		
		48	5240		
	11h 11n DFS + TPC	52	5260	200 mW	Indoor only
		-	-		
		64	5320	1000 mW	Indoor + outdoor
		100	5500		
		-	-		
		116	5580	1000 mW	Indoor + outdoor
		132	5660		
	-	-			
	140	5700			


Country	Mode	CH	MHz	PWR (EIRP)	Use
Saudi Arabia	11g 11n	1	2412	100 mW	Indoor + outdoor
		-	-		
		13	2472		
	11a 11n TPC	36	5180	200 mW	Indoor only
		-	-		
		48	5240		
	11h 11n DFS + TPC	52	5260	200 mW	Indoor only
		-	-		
		64	5320	1000 mW	Indoor + outdoor
		100	5500		
-		-			
116		5580			
132	5660	1000 mW	Indoor + outdoor		
-	-				
140	5700				
Singapore Philippines ♦	11b 11g 11n	1	2412	100 mW	Indoor + outdoor
		-	-		
		13	2472		
	11a 11n TPC	36	5180	200 mW	Indoor + outdoor
		-	-		
		48	5240	1000 mW	Indoor + outdoor
		149	5745		
	-	-			
	165	5825			
	11h 11n DFS + TPC	52	5260	200 mW	Indoor + outdoor
-		-			
64		5320			
South Africa 	11g 11n	1	2412	100 mW	Indoor + outdoor
		-	-		
		13	2472		
	11a 11n TPC	36	5180	200 mW	Indoor only
		-	-		
		48	5240		
	11h 11n DFS + TPC	52	5260	200 mW	Indoor only
		-	-		
		64	5320	1000 mW	Indoor + outdoor
		100	5500		
		-	-		
		116	5580		
		132	5660		
-	-				
140	5700				

2.2 National approvals

Country	Mode	CH	MHz	PWR (EIRP)	Use
Taiwan ♦ 	11g 11n	1	2412	100 mW	Indoor + outdoor
		2	2417	200 mW	Indoor + outdoor
		-	-		
		10	2457		
	11a 11n TPC	11	2462	100 mW	Indoor + outdoor
		52	5260	400 mW	Indoor + outdoor
		-	-		
64	5320				
	100	5500			
	-	-			
	165	5825			
Ukraine 	11g 11n	1	2412	100 mW	Indoor + outdoor
		-	-		
		13	2472		
	11a 11n TPC	36	5180	200 mW	Indoor + outdoor
		-	-		
	48	5240			
	11h 11n DFS + TPC	52	5260	200 mW	Indoor + outdoor
		-	-		
		64	5320		
		100	5500	200 mW	Indoor + outdoor
-		-			
116		5580			
132	5660	200 mW	Indoor + outdoor		
-	-				
	136	5680			

Country	Mode	CH	MHz	PWR (EIRP)	Use
Uruguay	11g	1	2412	100 mW	Indoor + outdoor
		-	-	-	
		11	2462	200 mW	
	11a	36	5180	200 mW	Indoor only
		-	-	-	
		48	5240	-	
	11a	149	5745	400 mW	Indoor + outdoor
		-	-	-	
		165	5825	-	
	11n 11g	1	2412	100 mW	Indoor + outdoor
		-	-	-	
		11	2462	200 mW	
11a 11n	36	5180	200 mW	Indoor only	
	-	-	-		
	48	5240	-		
11a 11n	149	5745	400 mW	Indoor + outdoor	
	-	-	-		
	165	5825	-		
United Arab Emirates	11g 11n	1	2412	100 mW	Indoor + outdoor
		-	-	-	
		13	2472	-	
	11a 11n TPC	36	5180	200 mW	Indoor only
		-	-	-	
		48	5240	-	
	11h 11n DFS + TPC	52	5260	200 mW	Indoor only
		-	-	-	
		64	5320	-	Indoor only
		100	5500	1000 mW	
		-	-	-	
		116	5580	-	
132	5660	1000 mW	Indoor only		
-	-	-			
140	5700	-	-		

2.2 National approvals

Country	Mode	CH	MHz	PWR (EIRP)	Use
Venezuela	11g 11n	1	2412	1000 mW	Indoor + outdoor
		-	-		
		13	2472		
	11a 11n TPC	36	5180	200 mW	Indoor only
		-	-		
	48	5240			
	11a 11n DFS + TPC	52	5260	1000 mW	Indoor only
		-	-		
64	5320				
11a 11n TPC	149	5745	4000 mW	Indoor + outdoor	
	-	-			
	165	5825			
Canada Bahamas Peru Puerto Rico USA 	11g 11n	1	2412	100 mW	Indoor + outdoor
		2	2417	200 mW	Indoor + outdoor
		-	-		
		10	2457		
	11a 11n TPC	11	2462	100 mW	Indoor + outdoor
		36	5180	200 mW	Indoor only
	-	-			
	48	5240			
	11a 11n DFS + TPC	52	5260	400 mW	Indoor + outdoor
		-	-		
	64	5320			
	See also the notice on page 44 "For use of DFS channels"	100	5500	400 mW	Indoor + outdoor
		-	-		
		116	5580		
132		5660			
11a 11n TPC	-	-	400 mW	Indoor + outdoor	
	140	5700			
	149	5745			
	-	-			
165	5825				

Country	Mode	CH	MHz	PWR (EIRP)	Use
Vietnam	11g 11n	1	2412	100 mW	Indoor + outdoor
		-	-		
		13	2472		
	11a 11n TPC	36	5180	200 mW	Indoor only
		-	-		
		48	5240		
	11h 11n DFS + TPC	52	5260	200 mW	Indoor only
		-	-		
		64	5320	1000 mW	Indoor + outdoor
		100	5500		
		-	-		
		116	5580		
	11a 11n TPC	132	5660	1000 mW	Indoor + outdoor
-		-			
140		5700			
11a 11n TPC	149	5745	400 mW	Indoor + outdoor	
	-	-			
	165	5825			

Approvals for SCALANCE W760 / W720 / W770 / W730 802.11n

3

Note

Issued approvals on the type plate of the device

The specified approvals apply only when the corresponding mark is printed on the product. You can check which of the following approvals have been granted for your product by the markings on the type plate.

Range of validity

The approvals listed in this section apply to the following products:

	Article number	Article number of the US version
Access point		
SCALANCE W761-1 RJ-45	6GK5761-1FC00-0AA0	6GK5761-1FC00-0AB0
Ethernet client modules		
SCALANCE W722-1 RJ-45 (iFeatures)	6GK5722-1FC00-0AA0	6GK5722-1FC00-0AB0
SCALANCE W721-1 RJ-45	6GK5721-1FC00-0AA0	6GK5721-1FC00-0AB0

	Article number	Article number of the US version
Access points		
SCALANCE W774-1 RJ-45	6GK5774-1FX00-0AA0	6GK5774-1FX00-0AB0
SCALANCE W774-1 M12 EEC	6GK5774-1FY00-0TA0	6GK5774-1FY00-0TB0
Ethernet client module		
SCALANCE W734-1 RJ-45	6GK5734-1FX00-0AA0	6GK5734-1FX00-0AB0

3.1 General approvals

CE conformity

The products

SIMATIC NET SCALANCE W761-1 RJ-45
SIMATIC NET SCALANCE W722-1 RJ-45
SIMATIC NET SCALANCE W721-1 RJ-45

SIMATIC NET SCALANCE W774-1 RJ-45
SIMATIC NET SCALANCE W774-1 M12 EEC
SIMATIC NET SCALANCE W734-1 RJ-45

in the version put into circulation by Siemens AG conform to the regulations of the following European directives:

- 99/5/EC
Directive of the European Parliament and of the Council on radio equipment and telecommunications terminal equipment and the mutual recognition of their conformity. Conformity with the basic requirement of the directive is attested by adherence to the following standards:
- EN 60950-1 +A1 + A2 + A11 + A12
Information technology equipment - Safety - Part 1: General requirements
- EN 301489-1 V1.9.2
Electromagnetic compatibility and radio spectrum matters (ERM) - Electromagnetic compatibility for radio equipment and services - Part 1 : Common technical requirements (V1.9.2).
- EN 301489-17 V2.2.1
Electromagnetic compatibility and radio spectrum matters (ERM) - Electromagnetic compatibility for radio equipment and services - Part 17: Specific conditions for 2.4 GHz broadband transmission systems and 5 GHz high performance RLAN equipment
- EN 300328 V1.8.1
Electromagnetic Compatibility and Radio Spectrum Matters (ERM); — Broadband transmission systems — Data transmission equipment operating in the 2.4 GHz ISM band and using spread spectrum modulation techniques — Harmonized EN covering essential requirements under article 3.2 of the R&TTE Directive
- EN 301893 V1.7.1
Broadband Radio Access Networks (BRAN) - 5 GHz high performance RLAN - Harmonized EN covering essential requirements of article 3.2 of the R&TTE Directive
- EN 62311
Assessment of electronic and electrical equipment related to human exposure restrictions for electro-magnetic fields (0 Hz – 300 GHz)
- 1999/519/EC
Council recommendation on the limitation of exposure of the general public to electromagnetic fields (0 Hz to 300 GHz)

Devices connected to the system must meet the relevant safety regulations.

The EC Declaration of Conformity is available for the responsible authorities according to the above-mentioned EC Directive at the following address:

Siemens Aktiengesellschaft
 Division Process Industries and Drives
 Postfach 4848
 D-90026 Nürnberg

This declaration certifies compliance with the directives named above, but does not guarantee any specific properties.

Note

The specified approvals apply only when the corresponding mark is printed on the product.

Certification ID

The following table shows the product names and the corresponding certification ID:

Type	Certification ID
	Order number Order number US variant
W761-1 RJ-45	ELN-W1-RJ-E1 6GK5761-1FC00-0AA0 6GK5761-1FC00-0AB0
	ELN-W1-RJ-E1 6GK5722-1FC00-0AA0 6GK5722-1FC00-0AB0
W721-1 RJ-45	ELN-W1-RJ-E1 6GK5721-1FC00-0AA0 6GK5721-1FC00-0AB0
	ELN-W1-RJ-E1 6GK5721-1FC00-0AA0 6GK5721-1FC00-0AB0
W774-1 RJ-45	MSN-W1-RJ-E2 6GK5774-1FX00-0AA0 6GK5774-1FX00-0AB0
	MSN-W1-M12-E2 6GK5774-1FY00-0TA0 6GK5774-1FY00-0TB0
W734-1 RJ-45	MSN-W1-RJ-E2 6GK5734-1FX00-0AA0 6GK5734-1FX00-0AB0

3.1 General approvals



Konformitätserklärung / Declaration of Conformity

Hersteller/Verantwortlicher: Alfred Hümmel
 Manufacturer/Responsible Person
 Anschrift: Siemens Aktiengesellschaft
 Address: PD PA CI
 Gleichwitzer Str. 555
 DE-90475 Nuremberg
 Bundesrepublik Deutschland
 Produkt/Product: Industrial WLAN Access Point EAPN Family
 Typ/Type:
 Modell/Model: ELN-W1-RJ-E1
 Einsatzzweck/Intended Use: Wireless Communication

Das bezeichnete Produkt (Modell) entspricht in der gelieferten Ausführung den Bestimmungen der EU-Richtlinie 1999/5/EG, RICHTLINIE DES EUROPÄISCHEN PARLAMENTS UND DES RATES vom 9. März 1999 über Funkanlagen und Telekommunikationsendeinrichtungen und die gegenseitige Anerkennung ihrer Konformität

The designated product (model) as delivered is in conformity with the provisions of the EU-Directive 1999/5/EC DIRECTIVE OF THE EUROPEAN PARLIAMENT AND OF THE COUNCIL of 9 March 1999 on radio equipment and telecommunications terminal equipment and the mutual recognition of their conformity

Die Übereinstimmung des bezeichneten Produkts (Modell) mit den Vorschriften der angewandten Richtlinie(n) wird nachgewiesen durch die vollständige Einhaltung folgender Normen / Vorschriften:

The conformity of the designated product (model) with the provisions of the applied Directive(s) is proved by full compliance with the following standards / regulations:

Art. 3 (1) a) Schutz der Gesundheit und Sicherheit Harmonisierte Normen / Health and Safety - Harmonised standards:

Referenznummer Reference number	Version / Ausgabedatum Version / Date of issue	Referenznummer Reference number	Version / Ausgabedatum Version / Date of issue
EN 60950-1+A1+A2+A11+A12	2006/2010/2013/2009/2011	EN 62311	2008
		1999/519/EC	

Art. 3 (1) b) EMV Harmonisierte Normen / EMC Harmonised standards:


Referenznummer Reference number	Version / Ausgabedatum Version / Date of issue	Referenznummer Reference number	Version / Ausgabedatum Version / Date of issue
ETSI EN 301 489-1	V1.9.2	ETSI EN 301 489-17	V2.2.1

Art. 3 (2) Effiziente Nutzung des Funkspektrums Harmonisierte Normen / Efficient usage of spectrum Harmonised standards:

Referenznummer Reference number	Version / Ausgabedatum Version / Date of issue	Referenznummer Reference number	Version / Ausgabedatum Version / Date of issue
ETSI EN 300 328	V1.8.1	ETSI EN 301 893	V1.7.1

Siemens Aktiengesellschaft

Karlsruhe, den / the 15.10.2014
 Ort / place of issue Datum / Date of issue

Groetschel, i.V. 
 Name / name Unterschrift / signature

Leiter Qualitätsmanagement / Quality Manager, MF-K
 Funktion / function

Huemmer, i.V. 
 Name / name Unterschrift / signature

Leiter Entwicklung / Vice President R&D, PD PA CI R&D
 Funktion / function

Diese Erklärung bescheinigt die Übereinstimmung mit den genannten Richtlinien, ist jedoch keine Beschaffenheits- oder Haltbarkeitsgarantie. Die Sicherheitshinweise der mitgelieferten Produktdokumentation sind zu beachten.

This declaration certifies the compliance with the indicated directives but does not imply any warranty for properties. The safety instructions of the accompanying product documentation shall be observed.

Siemens Aktiengesellschaft: Chairman of the Supervisory Board: Gerhard Cromme; Managing Board: Joe Kaeser, Chairman, President and Chief Executive Officer; Roland Busch, Lisa Davis, Klaus Helmrich, Hermann Requardt, Siegfried Russwurm, Ralf P. Thomas; Registered offices: Berlin and Munich, Germany; Commercial registries: Berlin Charlottenburg, HRB 12300, Munich, HRB 6684; WEEE-Reg.-No. DE 23691322

SIEMENS**Konformitätserklärung / Declaration of Conformity**

Hersteller/Verantwortlicher: Alfred Hümmner
Manufacturer/Responsible Person

Anschrift: Siemens Aktiengesellschaft
Address
 PD PA CI
 Gleichwitzer Str. 555
 DE-90475 Nuremberg
 Bundesrepublik Deutschland

Produkt/Product: Industrial WLAN Access Point EAPN Family
 Typ/Type:
 Modell/Model: **MSN-W1-M12-E2**
MSN-W1-RJ-E2

Einsatzzweck/Intended Use: Wireless Communication

Das bezeichnete Produkt (Modell) entspricht in der gelieferten Ausführung den Bestimmungen der EU-Richtlinie 1999/5/EG, RICHTLINIE DES EUROPÄISCHEN PARLAMENTS UND DES RATES vom 9. März 1999 über Funkanlagen und Telekommunikationsendeinrichtungen und die gegenseitige Anerkennung ihrer Konformität

The designated product (model) as delivered is in conformity with the provisions of the EU-Directive 1999/5/EC DIRECTIVE OF THE EUROPEAN PARLIAMENT AND OF THE COUNCIL of 9 March 1999 on radio equipment and telecommunications terminal equipment and the mutual recognition of their conformity

Die Übereinstimmung des bezeichneten Produkts (Modell) mit den Vorschriften der angewandten Richtlinie(n) wird nachgewiesen durch die vollständige Einhaltung folgender Normen / Vorschriften:

The conformity of the designated product (model) with the provisions of the applied Directive(s) is proved by full compliance with the following standards / regulations:

Art. 3 (1) a) Schutz der Gesundheit und Sicherheit Harmonisierte Normen / *Health and Safety - Harmonised standards:*

Referenznummer <i>Reference number</i>	Version / Ausgabedatum <i>Version / Date of issue</i>	Referenznummer <i>Reference number</i>	Version / Ausgabedatum <i>Version / Date of issue</i>
EN 60950-1+A1+A2+A11+A12	2006/2010/2013/2009/2011	EN 62311	2008
		1999/519/EC	

Art. 3 (1) b) EMV Harmonisierte Normen / *EMC Harmonised standards:*

Referenznummer <i>Reference number</i>	Version / Ausgabedatum <i>Version / Date of issue</i>	Referenznummer <i>Reference number</i>	Version / Ausgabedatum <i>Version / Date of issue</i>
ETSI EN 301 489-1	V1.9.2	ETSI EN 301 489-17	V2.2.1

Art. 3 (2) Effiziente Nutzung des Funkspektrums Harmonisierte Normen / *Efficient usage of spectrum Harmonised standards:*

Referenznummer <i>Reference number</i>	Version / Ausgabedatum <i>Version / Date of issue</i>	Referenznummer <i>Reference number</i>	Version / Ausgabedatum <i>Version / Date of issue</i>
ETSI EN 300 328	V1.8.1	ETSI EN 301 893	V1.7.1

Siemens Aktiengesellschaft

Karlsruhe, den / the 15.10.2014
 Ort / place of issue Datum / Date of issue

Groetschel, i.V. 
 Name / name Unterschrift / signature

Leiter Qualitätsmanagement / *Quality Manager, MF-K*
 Funktion / function

Hümmner, i.V. 
 Name / name Unterschrift / signature


Leiter Entwicklung / *Vice President R&D, PD PA CI R&D*
 Funktion / function

Diese Erklärung bescheinigt die Übereinstimmung mit den genannten Richtlinien, ist jedoch keine Beschaffenheits- oder Haltbarkeitsgarantie. Die Sicherheitshinweise der mitgelieferten Produktdokumentation sind zu beachten.

This declaration certifies the compliance with the indicated directives but does not imply any warranty for properties. The safety instructions of the accompanying product documentation shall be observed.

Siemens Aktiengesellschaft: Chairman of the Supervisory Board: Gerhard Cromme, Managing Board: Joe Kaeser, Chairman, President and Chief Executive Officer; Roland Busch, Lisa Davis, Klaus Helmrich, Hermann Requardt, Siegfried Russwurm, Ralf P. Thomas; Registered offices: Berlin and Munich, Germany; Commercial registries: Berlin Charlottenburg, HRB 12300, Munich, HRB 6684; WEEE-Reg.-No. DE 23691322

ATEX (explosion protection directive)

 WARNING
<p>When using SIMATIC NET products in hazardous area zone 2, make absolutely sure that the associated conditions in the following document are adhered to:</p> <p>"SIMATIC NET Product Information Use of subassemblies/modules in a Zone 2 Hazardous Area".</p> <p>You will find this document</p> <ul style="list-style-type: none">• on the data medium that ships with some devices.• on the Internet pages of Siemens Industry Online Support (http://support.automation.siemens.com/ww). <p>Enter the document identification number C234 as the search term.</p>

SIMATIC NET products meet the requirements of the EC directive:94/9/EC "Equipment and Protective Devices for Use in Potentially Explosive Atmospheres".

ATEX classification:

II 3 G Ex nA IIC T4 Gc

KEMA 07ATEX0145 X

The products meet the requirements of the following standards:

- EN 60079-15: 2010 (electrical apparatus for potentially explosive atmospheres; Type of protection "n")
- EN 60079-0: 2009 (Explosive atmospheres - Part 0: Equipment - General requirements)

IECEX

The SIMATIC NET products meet the requirements of explosion protection according to IECEX.

IECEX classification:

Ex nA IIC T4 Gc

DEK 14.0025X

The products meet the requirements of the following standards:

- IEC 60079-15 : 2010 (Explosive atmospheres - Part 15: Equipment protection by type of protection "n")
- IEC 60079-0 : 2011 (Explosive atmospheres - Part 0: Equipment - General requirements)

FM

The product meets the requirements of the standards:

- Factory Mutual Approval Standard Class Number 3611
- FM Hazardous (Classified) Location Electrical Equipment:
Non Incendive / Class I / Division 2 / Groups A,B,C,D / T4 and
Non Incendive / Class I / Zone 2 / Group IIC / T4

cULus Approval Hazardous Location

cULus Listed I. T. E. FOR HAZ. LOC.

Underwriters Laboratories Inc. complying with

- UL 60950-1 (Information Technology Equipment)
- ANSI/ISA 12.12.01-2007
- CSA C22.2 No. 213-M1987

Approved for use in
Cl. 1, Div. 2, GP A, B, C, D T4
Cl. 1, Zone 2, GP IIC T4

Report no. E240480

FCC approval

This device complies with Part 15 of the FCC Rules.

Operation is subject to the following two conditions:

- (1) this device may not cause harmful interference, and
- (2) this device must accept any interference received, including interference that may cause undesired operation.

Notice

Changes or modifications made to this equipment not expressly approved by SIEMENS may void the FCC authorization to operate this equipment.

IEEE 802.11b or g operation of this product in the USA is firmware-limited to channels 1 through 11.

This equipment has been tested and found to comply with the limits for a Class B digital device, pursuant to Part 15 of the FCC Rules. These limits are designed to provide reasonable protection against harmful interference in a residential installation. This equipment generates, uses and can radiate radio frequency energy and, if not installed and used in accordance with the instructions, may cause harmful interference to radio communications.

3.1 General approvals

However, there is no guarantee that interference will not occur in a particular installation. If this equipment does cause harmful interference to radio or television reception, which can be determined by turning the equipment off and on, the user is encouraged to try to correct the interference by one or more of the following measures:

- Reorient or relocate the receiving antenna.
- Increase the separation between the equipment and receiver.
- Connect the equipment into an outlet on a circuit different from that to which the receiver is connected.
- Consult the dealer or an experienced radio/TV technician for help.

Notice

This equipment complies with FCC radiation exposure limits set forth for an uncontrolled environment. This equipment should be installed and operated with minimum distance 20 cm between the radiator and your body.

This transmitter must not be co-located or operating in conjunction with any other antenna or transmitter. Professional Installation Notice:

To comply with FCC part 15 rules in the United States, the system must be professionally installed to ensure compliance with the Part 15 certification. It is the responsibility of the operator and professional installer to ensure that only certified systems are deployed in the United States. The use of the system in any other combination (such as co-located antennas transmitting the same information) is expressly forbidden.

Notice

For use of DFS channels

- Use of the RCoax Cable Antenna 6XV1875-2D is not permitted in channels which require dynamic frequency selection (DFS).
- Any installation of either a master or a client device within 35 km of a TDWR (Terminal Doppler Weather Radar) location shall be separated by at least 30 MHz (center-to-center) from the TDWR operating frequency.

These devices shall be registered in the industry sponsored WISPA database,

<http://udia.spectrumbridge.com/udia/home.aspx>
(<http://udia.spectrumbridge.com/udia/home.aspx>)

When you open this link, you get the following choices:

- "Search" opens a window with TDWR locations and frequencies.
- "User Signup" allows you to register as user of the database.
- After registering you can Logon and register your WLAN location. Please fill in all required information.

For more information with respect to WISPA database and TWDR locations please consult FCC publication KDB 443999 D01.

CSA Information Technology Equipment

CSA Certification Mark

Canadian Standard Association CSA C22.2 No. 60950-1-03

RSS-210 of Industry Canada

This device complies with Industry Canada licence-exempt RSS standard(s).

Operation is subject to the following two conditions: (1) this device may not cause interference, and (2) this device must accept any interference, including interference that may cause undesired operation of the device.

This radio transmitter (IC: 267AA-ELN1V1 for W760/W720 802.11n and IC: 267AA-MSN1V1 for W770/W730 802.11n) has been approved by Industry Canada to operate with the antenna types listed in section 5.6 with the maximum permissible gain and required antenna impedance for each antenna type indicated. Antenna types not included in this list, having a gain greater than the maximum gain indicated for that type, are strictly prohibited for use with this device.

Under Industry Canada regulations, this radio transmitter may only operate using an antenna of a type and maximum (or lesser) gain approved for the transmitter by Industry Canada. To reduce potential radio interference to other users, the antenna type and its gain should be so chosen that the equivalent isotropically radiated power (e.i.r.p.) is not more than that necessary for successful communication.

To reduce potential radio interference to other users, the antenna type and its gain should be so chosen that the equivalent isotropically radiated power (e.i.r.p.) is not more than that permitted for successful communication.

That the device for the band 5150-5250 MHz is only for indoor usage to reduce potential for harmful interference to co-channel mobile satellite systems.

Users should also be cautioned to take note that high power radars are allocated as primary users (meaning they have priority) of 5250-5350 MHz and 5650-5850 MHz and these radars could cause interference and/or damage to LE-LAN devices.

This equipment complies with IC RSS-102 radiation exposure limits set forth for an uncontrolled environment. This equipment should be installed and operated with minimum distance 20cm between the radiator & your body.

Le présent appareil est conforme aux CNR d'Industrie Canada applicables aux appareils radio exempts de licence. L'exploitation est autorisée aux deux conditions suivantes : (1) l'appareil ne doit pas produire de brouillage, et (2) l'utilisateur de l'appareil doit accepter tout brouillage radioélectrique subi, même si le brouillage est susceptible d'en compromettre le fonctionnement.

C-Tick

The product meets the requirements of the AS/NZS 2064 standard (Class A).

3.1 General approvals

Approvals for Argentina

Devices of the SCALANCE W760/W720 series are approved in Argentina under the following certification number:

Certification ID	Certification number
ELN-W1-RJ-E1	CNC: C-13172

Devices of the SCALANCE W770/W730 series are approved in Argentina under the following certification numbers:

Certification ID	Certification number
MSN-W1-RJ-E2	CNC: C-13164
MSN-W1-M12-E2	CNC: C-13163

Approval for Brazil

Devices of the SCALANCE W760/W720 series are approved in Brazil under the following certification numbers:



Este equipamento opera em caráter secundário, isto, isto é, não tem direito à proteção contra interferência prejudicial, mesmo de estações do mesmo tipo e não pode causar interferência a sistemas operando em caráter primário.

Devices of the SCALANCE W770/W730 series are approved in Brazil under the following certification numbers:



Este equipamento opera em caráter secundário, isto, isto é, não tem direito à proteção contra interferência prejudicial, mesmo de estações do mesmo tipo e não pode causar interferência a sistemas operando em caráter primário.

KCC Statement (Republic of Korea)

사용자안내문(제5조제1항제1호관련)

기종별	사용자안내문
A 급 기기급 기기 (업무용 방송통신기기)	이 기기는 업무용(A 급)으로 전자파적합등록을 한(A 급)으로 전자파적합등록을 한 기기이오니 판매자 또는 사용자는 이 점을 주의하시기 바라며, 가정외의 지역에서 사용하는 것을 목적으로 합니다.

"당해 무선설비는 전파혼신 가능성이 있으므로 인명안전과 관련된 서비스는 할 수 없음"

Railway approval for the SCALANCE W774-1 M12 EEC

The SCALANCE W774-1 M12 EEC device meets the requirements of the railway standard EN 50155:2007 "Railway Applications - Electronic equipment used on rolling stock".

3.2 National approvals


The following table lists the countries in which the SCALANCE W700 product is approved. The diamond symbol (◆) identifies all countries for which there was no approval at the time these operating instructions were written.


The current status of the approvals can be found on the Internet at the following address:

<http://www.siemens.com/funkzulassungen>

Column	Meaning
Country	Country
Mode	IEEE 802.11 standard and the TPC and / or DFS functionality, where required
CH	Channel
MHz	Frequency
PWR (EIRP)	Maximum permitted effective isotropic radiated power
Use	Permitted use indoors and / or outdoors

3.2 National approvals

Country	Mode	CH	MHz	PWR (EIRP)	Use
Belgium	11g 11n	1	2412	100 mW	Indoor + outdoor
Bosnia and Herzegovina		-	-		
		13	2472		
Bulgaria	11a 11n TPC	36	5180	200 mW	Indoor only
Denmark		-	-		
Germany		48	5240		
Estonia	11a 11n DFS + TPC	52	5260	200 mW	Indoor only
Finland		-	-		
France		64	5320		
Greece		100	5500	1000 mW	Indoor + outdoor
Great Britain		-	-		
Ireland		116	5580		
Italy		132	5660	1000 mW	Indoor + outdoor
Croatia		-	-		
Latvia		140	5700		
Liechtenstein					
Lithuania					
Luxembourg					
Malta					
Macedonia					
Netherlands					
Norway					
Austria					
Poland					
Portugal					
Romania					
Sweden					
Switzerland					
Serbia					
Slovakia					
Slovenia					
Spain					
Czech Republic					
Turkey					
Hungary					
Cyprus					
					


Country	Mode	CH	MHz	PWR (EIRP)	Use
Angola	11g 11n	1	2412	100 mW	Indoor + outdoor
		-	-		
		13	2472		
	11a 11n TPC	36	5180	200 mW	Indoor only
		-	-		
		48	5240		
	11a 11n DFS + TPC	52	5260	200 mW	Indoor only
		-	-		
		64	5320	1000 mW	Indoor + outdoor
		100	5500		
-		-			
116		5580			
132	5660	1000 mW	Indoor + outdoor		
-	-				
140	5700				
Argentina	11g 11n	1	2412	1000 mW	Indoor + outdoor
		-	-		
		13	2472		
	11a 11n TPC	36	5180	50 mW	Indoor + outdoor
		-	-		
		48	5240	250 mW	Indoor + outdoor
		52	5260		
		-	-		
		64	5320	250 mW	Indoor + outdoor
		100	5500		
	-	-	250 mW	Indoor + outdoor	
	120	5600			
	132	5660	250 mW	Indoor + outdoor	
-	-				
140	5700	1000 mW	Indoor + outdoor		
149	5745				
-	-				
161	5805				
Australia New Zealand 	11g 11n	1	2412	100 mW	Indoor + outdoor
		-	-		
		13	2472		
	11a 11n TPC	36	5180	200 mW	Indoor only
		-	-		
		48	5240		
	11a 11n DFS + TPC	52	5260	200 mW	Indoor only
		-	-		
		64	5320		
	11a 11n TPC	149	5745	400 mW	Indoor + outdoor
-		-			
165		5825			


3.2 National approvals

Country	Mode	CH	MHz	PWR (EIRP)	Use
Bahrain	11g 11n	1	2412	100 mW	Indoor + outdoor
		-	-		
		13	2472		
	11a 11n TPC	36	5180	200 mW	Indoor only
		-	-		
		48	5240		
	11a 11n DFS + TPC	52	5260	200 mW	Indoor only
		-	-		
		64	5320	2000 mW	Indoor + outdoor
149		5745			
-	-				
165	5825				
Belarus ♦	11g 11n	1	2412	100 mW	Indoor + outdoor
		-	-		
		13	2472		
	11a 11n TCP	36	5180	100 mW	Indoor + outdoor
		-	-		
		48	5240		
	11a 11n TCP + DFS	52	5260	100 mW	Indoor + outdoor
		-	-		
		64	5320	100 mW	Indoor + outdoor
132		5660			
-	-				
140	5700				
Brazil	11g 11n	1	2412	4000 mW	Indoor + outdoor
		-	-		
		13	2472		
	11a 11n TPC	36	5180	200 mW	Indoor only
		-	-		
		64	5320		
	11a 11n TPC	100	5500	1000 mW	Indoor + outdoor
		-	-		
		140	5700	4000 mW	Indoor + outdoor
149		5745			
-	-				
165	5825				
Chile	11g 11n	1	2412	100 mW	Indoor only
		-	-		
		13	2472		
	11a 11n DFS+TPC	36	5180	100 mW	Indoor only
		-	-		
		64	5320		
11a 11n DFS+TPC	149	5745	100 mW	Indoor only	
	-	-			
	165	5825			

Country	Mode	CH	MHz	PWR (EIRP)	Use
China	11g 11n	1	2412	100 mW	Indoor + outdoor
		- 13	- 2472		
	11a 11n TPC	149	5745	2000 mW	Indoor + outdoor
		- 165	- 5825		
Ivory Coast ♦	11g 11n	1	2412	100 mW	Indoor + outdoor
		- 13	- 2472		
	11a 11n TPC	36	5180	200 mW	Indoor only
		- 48	- 5240		
	11a 11n DFS + TPC	52	5260	200 mW	Indoor only
		- 64	- 5320		
		100	5500	1000 mW	Indoor + outdoor
		- 116	- 5580		
		132	5660	1000 mW	Indoor + outdoor
	- 140	- 5700			
Hong Kong	11g 11n	1	2412	100 mW	Indoor + outdoor
		- 13	- 2472		
	11a 11n TPC	36	5180	200 mW	Indoor only
		- 48	- 5240		
	11a 11n DFS + TPC	52	5260	200 mW	Indoor only
		- 64	- 5320		
		100	5500	1000 mW	Indoor + outdoor
		- 116	- 5580		
		132	5660	1000 mW	Indoor + outdoor
	- 140	- 5700			

3.2 National approvals

Country	Mode	CH	MHz	PWR (EIRP)	Use
India ♦	11g 11n	1	2412	100 mW	Indoor + outdoor
		-	-		
		13	2472		
	11a 11n TPC	36	5180	200 mW	Indoor only
		-	-		
	48	5240			
	11a 11n DFS + TPC	52	5260	200 mW	Indoor only
		-	-		
64	5320				
11a 11n TPC	149	5745	200 mW	Indoor only	
	-	-			
	165	5825			
Indonesia ♦	11g 11n	1	2412	100 mW	Indoor + outdoor
		-	-		
		11	2462		
	11a 11n TPC	149	5745	400 mW	Indoor + outdoor
		-	-		
165	5825				
Japan 	11g 11n	1	2412	100 mW	Indoor + outdoor
		-	-		
		13	2472		
	11a TPC	8	5040	200 mW	Indoor + outdoor
		-	-		
	16	5080			
	11a 11n TPC	36	5180	200 mW	Indoor only
		-	-		
	48	5240			
	11a 11n DFS + TPC	52	5260	200 mW	Indoor only
		-	-		
64		5320			
11a TPC	100	5500	200 mW	Indoor + outdoor	
	-	-			
	140	5700			
11a TPC	184	4920	200 mW	Indoor + outdoor	
	-	-			
	196	4980			



Country	Mode	CH	MHz	PWR (EIRP)	Use
Kazakhstan ♦	11g 11n	1	2412	100 mW	Indoor + outdoor
		-	-		
		13	2472		
	11a 11n TPC	36	5180	100 mW	Indoor + outdoor
		-	-		
		48	5240		
	11a 11n DFS + TPC	52	5260	100 mW	Indoor + outdoor
-		-			
64		5320	100 mW	Indoor + outdoor	
132		5660			
-	-				
-	-	140	5700		
Colombia	11g 11n	1	2412	100 mW	Indoor + outdoor
		-	-		
		11	2462		
	11a 11n TPC	36	5180	200 mW	Indoor only
		-	-		
		48	5240	1000 mW	Indoor + outdoor
149	5745				
-	-	165	5825		
Korea 	11g 11n	1	2412	400 mW	Indoor + outdoor
		-	-		
		13	2472		
	11a 11n TPC	149	5745	400 mW	Indoor + outdoor
		-	-		
161	5805				
Kuwait	11g 11n	1	2412	100 mW	Indoor + outdoor
		-	-		
		13	2472		
	11a 11n TPC	36	5180	100 mW	Indoor + outdoor
		-	-		
	48	5240	100 mW	Indoor + outdoor	
52	5260				
-	-				
64	5320				
Macau	11g 11n	1	2412	100 mW	Indoor + outdoor
		-	-		
		13	2472		
	11a 11n TPC	149	5745	100 mW	Indoor + outdoor
		-	-		
161	5805				

3.2 National approvals

Country	Mode	CH	MHz	PWR (EIRP)	Use
Madagascar	11g 11n	1	2412	100 mW	Indoor + outdoor
		-	-		
		13	2472		
	11a 11n TPC	36	5180	200 mW	Indoor only
		-	-		
		48	5240		
	11a 11n DFS + TPC	52	5260	200 mW	Indoor only
		-	-		
		64	5320	1000 mW	Indoor + outdoor
		100	5500		
-		-			
116	5580	1000 mW	Indoor + outdoor		
132	5660				
-	-	140	5700		
11a 11n TPC	149	5745	400 mW	Indoor + outdoor	
	-	-			
	165	5825			
Malaysia ♦	11g 11n	1	2412	200 mW	Indoor + outdoor
		-	-		
		13	2472		
	11a 11n DFS + TPC	56	5280	200 mW	Indoor only
		-	-		
	64	5320	1000 mW	Indoor + outdoor	
11a 11n TPC	149	5745			
-	-				
165	5825				
Mexico ♦	11g 11n	1	2412	100 mW	Indoor + outdoor
		-	-		
		11	2462		
	11a 11n TPC	36	5180	1000 mW	Indoor only
		-	-		
		64	5320		
11a 11n TPC	149	5745	1000 mW	Indoor + outdoor	
	-	-			
	165	5825			
Pakistan ♦	11g 11n	1	2412	100 mW	Indoor + outdoor
		-	-		
		13	2472		
	11a 11n TPC	149	5745	100 mW	Indoor + outdoor
		-	-		
165	5825				


Country	Mode	CH	MHz	PWR (EIRP)	Use
Russia	11g 11n	1	2412	100 mW	Indoor + outdoor
		-	-		
		13	2472		
	11a 11n TPC	36	5180	100 mW	Indoor + outdoor
		-	-		
		48	5240		
	11a 11n DFS + TPC	52	5260	100 mW	Indoor + outdoor
		-	-		
		64	5320	100 mW	Indoor + outdoor
132		5660			
-		-			
140		5700			
Saudi Arabia	11g 11n	1	2412	100 mW	Indoor + outdoor
		-	-		
		13	2472		
	11a 11n TPC	36	5180	200 mW	Indoor only
		-	-		
		48	5240		
	11a 11n DFS + TPC	52	5260	200 mW	Indoor only
		-	-		
		64	5320	200 mW	Indoor + outdoor
		100	5500		
		-	-		
		112	5560		
	116	5580	200 mW	Indoor + outdoor	
		-			-
		140			5700
Singapore Philippines	11g 11n	1	2412	100 mW	Indoor + outdoor
		-	-		
		13	2472		
	11a 11n TPC	36	5180	200 mW	Indoor + outdoor
		-	-		
		48	5240		
	11a 11n DFS + TPC	52	5260	200 mW	Indoor + outdoor
		-	-		
		64	5320	1000 mW	Indoor + outdoor
		100	5500		
		-	-		
		116	5580	1000 mW	Indoor + outdoor
		-	-		
		132	5660		
		140	5700	1000 mW	Indoor + outdoor
	-		-		
	149		5745		
	-	-	1000 mW	Indoor + outdoor	
165	5825				

3.2 National approvals

Country	Mode	CH	MHz	PWR (EIRP)	Use	
South Africa 	11g 11n	1	2412	100 mW	Indoor + outdoor	
		-	-			
		13	2472			
	11a 11n TPC	36	5180	200 mW	Indoor only	
		-	-			
		48	5240			
	11a 11n DFS+TPC	52	5260	200 mW	Indoor only	
		-	-			
		64	5320			
		100	5500			1000 mW
-		-				
116	5580					
132	5660	1000 mW	Indoor + outdoor			
-	-					
140	5700					
Taiwan ♦ 	11g 11n	1	2412	100 mW	Indoor + outdoor	
		2	2417	200 mW	Indoor + outdoor	
		-	-			
		10	2457			
	11a 11n DFS+TPC	11	2462	100 mW	Indoor + outdoor	
		52	5260	400 mW	Indoor only	
		-	-			
		64	5320			
		100	5500			
		-	-			
	116	5580				
	11a 11n TPC	132	5660	400 mW	Indoor + outdoor	
-		-				
140		5700				
149		5745	400 mW	Indoor + outdoor		
-	-					
165	5825					
-	-					
Thailand	11g 11n	1	2412	100 mW	Indoor + outdoor	
		-	-			
		11	2462			
	11a 11n TPC	36	5180	200 mW	Indoor + outdoor	
		-	-			
		48	5240			
		149	5745	400 mW	Indoor + outdoor	
		-	-			
165	5825					

Country	Mode	CH	MHz	PWR (EIRP)	Use	
Uruguay	11g 11n	1	2412	100 mW	Indoor + outdoor	
		-	-			
		11	2462			
	11a 11n TPC	36	5180	200 mW	Indoor only	
		-	-			
		48	5240			
		149	5745	400 mW	Indoor + outdoor	
		-	-			
		165	5825			
Venezuela	11g 11n	1	2412	1000 mW	Indoor + outdoor	
		-	-			
		13	2472			
	11a 11n TPC	36	5180	200 mW	Indoor only	
		-	-			
		48	5240			
	11a 11n DFS+TPC	52	5260	1000 mW	Indoor only	
		-	-			
		64	5320			
	11a 11n TPC		149	5745	4000 mW	Indoor + outdoor
			-	-		
			165	5825		
United Arab Emirates	11g 11n	1	2412	100 mW	Indoor + outdoor	
		-	-			
		13	2472			
	11a 11n TPC	36	5180	200 mW	Indoor only	
		-	-			
		48	5240			
	11a 11n DFS+TPC	52	5260	200 mW	Indoor only	
		-	-			
		64	5320			
		100	5500			
		-	-			
		116	5580			
	11a 11n DFS+TPC	132	5660	1000 mW	Indoor only	
		-	-			
		140	5700			

3.2 National approvals

Country	Mode	CH	MHz	PWR (EIRP)	Use
Bahamas Canada Peru Puerto Rico USA 	11g 11n	1	2412	100 mW	Indoor + outdoor
		-	-		
		11	2462		
	11a 11n TPC	36	5180	200 mW	Indoor only
		-	-		
	11a 11n DFS + TPC	48	5240	400 mW	Indoor + outdoor
		52	5260		
	See also the notice on page 68 "For use of DFS channels"	-	-	400 mW	Indoor + outdoor
		100	5500		
		-	-		
		116	5580		
	11a 11n TPC	132	5660	400 mW	Indoor + outdoor
-		-			
140		5700			
Vietnam	11g 11n	149	5745	400 mW	Indoor + outdoor
		-	-		
		165	5825		
	11a 11n TPC	149	5745	100 mW	Indoor + outdoor
		-	-		
		13	2472		
	11a 11n TPC	36	5180	200 mW	Indoor only
		-	-		
	11a 11n DFS+TPC	48	5240	200 mW	Indoor only
		52	5260		
	11a 11n DFS+TPC	-	-	1000 mW	Indoor + outdoor
		64	5320		
100		5500			
-		-			
11a 11n DFS+TPC	116	5580	1000 mW	Indoor + outdoor	
	-	-			
	132	5660			
11a 11n TPC	-	-	400 mW	Indoor + outdoor	
	140	5700			
	149	5745			

Index

A

Approvals, 7, 38, 62

C

CE conformity, 62

N

National approvals, 20, 49, 71

