





PHOTOGRAPHS OF THE TEST CONFIGURATION


Unwanted Emissions below 1 GHz (Y axis)




Unwanted Emissions below 1 GHz (Z axis)



Unwanted Emissions above 1 GHz (Y axis)



Unwanted Emissions above 1 GHz (Z axis)



DFS Test

Set UUT as Client without radar detection mode (Radar injected into Master)

