








Display Icons

Display icons are all the symbols your phone uses to communicate important information. They are as follows:

ICON	DESCRIPTION
	Signal Strength Indicator
	In Use
	Digital Mode
	Roaming (occurs when in a non-Sprint PCS area)
	No Service May result from one of the following: <ul style="list-style-type: none"> • searching for system • no service • maintenance required
	New voicemail or page/text message(s)
	Battery Charge Status

Incoming Call Notification

Your phone will notify you of incoming calls in the following ways:

- The phone will ring or vibrate, depending on your settings



The backlight will come on, unless it's set "off"

- The screen will display an incoming call message
- The green LED light will flash
- The name and number of the caller will be displayed if the Caller ID feature is available

Keeping Tabs On Signal Strength

The voice quality of your Sprint PCS Touchpoint™ phone will always be at its best when the antenna is fully extended. If you're inside a building, reception may be better near a window.



The quality of each call you make or receive depends on the signal strength in your area. Your phone will inform you of the current strength by displaying a number of bars in the signal strength icon. The more bars, the stronger the signal.

