



1.5

2

.5

2.5

ROSEMOUNT®

0

Bar

3




670 46





MODEL: WPG		
Wireless Pressure Gauge		
SERIAL NO. 0987564		
Chanhassen, MN USA		
Pressure Range:	Operating Temp:	HW REV:
Max Working Pressure:	Date:	SW REV:
FCC ID: LW2-WPG / IC ID 2731A-WPG:		
ENCLOSURE TYPE 4X IP66/67		
WirelessHART™		
WARNING - POTENTIAL ELECTROSTATIC CHARGING HAZARD - SEE INST.		
WARNING - DO NOT REPLACE BATTERY IN AN EXPLOSIVE ATMOSPHERE		
CAUTION - DANGER OF EXPLOSIVE IF BATTERY IS INCORRECTLY REPLACED.		
REPLACE ONLY WITH THE SAME OR EQUIVALENT TYPE		




EMERSON
ROSEMOUNT

MODEL: WPG
Wireless Pressure Gauge
SERIAL NO. 0987564
Chanhassen, MN USA

Pressure Range: _____ Date: _____
Max Working Pressure: _____
FCC ID: LW2-WPG / IC ID 2731A-WPG

Operating Temp: _____
ENCLOSURE TYPE 4X
IP68/67

HW REV. _____
SW REV. _____
WirelessART™




WARNING: POTENTIAL SURTENSION/CHARGING HAZARD. SEE INSTRUCTIONS FOR PROPER CHARGING PROCEDURES. SEE INSTRUCTIONS FOR PROPER CHARGING PROCEDURES.





EMERSON™

ROSEMOUNT™

MODEL: WPG

Wireless Pressure Gauge

SERIAL NO. 0987564

Chanhassen, MN USA

Pressure Range:

Operating Temp:

HW REV:

Max Working Pressure:

Date:



SW REV:

FCC ID: LW2-WPG / IC ID 2731A-WPG:

WirelessHART™

ENCLOSURE TYPE 4X

IP66/67



CE ENEC

WARNING - POTENTIAL ELECTROSTATIC CHARGING HAZARD - SEE INST.
WARNING - DO NOT REPLACE BATTERY IN AN EXPLOSIVE ATMOSPHERE
CAUTION - DANGER OF EXPLOSIVE IF BATTERY IS INCORRECTLY REPLACED.
REPLACE ONLY WITH THE SAME OR EQUIVALENT TYPE